



**PARTS
CATALOGUE
CATALOGO
DE REPUESTOS**

75A'06 (692A)

85A'06 (6885)

85A TUNA'06 (6885)

75A
85A/85A TUNA
PARTS CATALOGUE
©2005 by Yamaha Motor Co., Ltd.
1st edition, October 2005
All rights reserved.
Any reprinting or unauthorized use
without the written permission of
Yamaha Motor Co., Ltd.
is expressly prohibited.
Printed in Japan.

75A
85A/85A TUNA
CATALOGO DE REPUESTOS
©2005 por Yamaha Motor Co., Ltd.
1ª edición, octubre 2005
Todos los derechos reservados.
Toda reproducción o uso no autorizado
sin el consentimiento escrito de
Yamaha Motor Co., Ltd.
quedan expresamente prohibidos
Impreso en Japón.

FOREWORD

This Parts Catalogue is related to the parts for the model(s) on the cover page. When you are ordering replacement parts, please refer to this Parts Catalogue and quote both part numbers and part names correctly.

1. Modifications or additions which have been made after the issue of the Parts Catalogue will be announced in the Parts News.
It is advisable that you make the necessary corrections to the Parts Catalogue according to the Parts News.

2. Abbreviations

The following abbreviations are used in this Parts Catalogue.

“UR” Use specified parts number.

“UN” Use as many as needed.

“AP” Alternate Parts

“LM” Locally Made (Parts need to be ordered locally)

“F#” Frame No. (Applicable machine No.)

“O/S” Over Size

3. The number of components for assembly

- Parts, which are to be supplied in an assembly, are listed with a dot (.) in front of the part name as shown below.
- The numeral appearing to the right of each component part indicates the quantity of parts for each assembly unit.

PART NO.	DESCRIPTION	Q'TY	REMARKS
2F5-83310-60	FRONT FLASHER LIGHT ASSY	2	
115-83311-60	.BULB (6V-18W)	1	

4. Applicable colours of graphics are represented in the “REMARKS” as shown below.

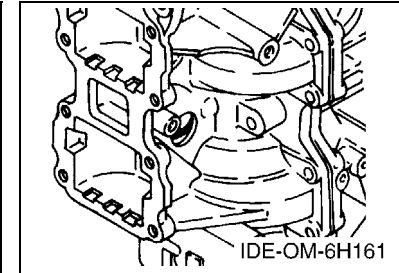
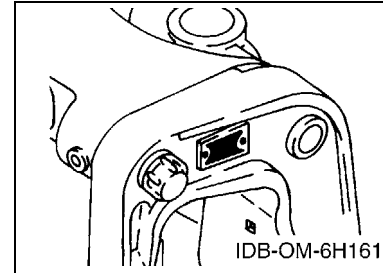
PART NO.	DESCRIPTION	Q'TY	REMARKS
2N4-24110-00-X5	FUEL TANK COMP.	2	MXR
3J1-24240-10	.GRAPHIC, FUEL TANK	1	FOR MXR

5. Note that the illustrations for reference in finding parts numbers are not to be used for assembling. When assembling, please use the applicable service manual.

6. The asterisk (*) before a reference number indicates modified items after the first edition.

7. Applicable Serial No.

Engine Serial No.



8. Applicable Engine Starting Serial No.

Model	Serial No.	Model	Serial No.
75A	692-1015199	85A	688-1009442

9. Applicable Colour Code

Abbreviation	Colour Name	Colour Code
DBNM2	DARK BLUISH GRAY METALLIC 2	004D

10. Quantity Column Information

Column No.	Name Of Q'ty Column	Applicable Model
1	ET	75AET,85AET
2	TUNA	85AED-TUNA
3	ED	75AED,85AED
4	EHD	75AEHD,85AEHD

PROLOGO

Este catálogo de repuestos corresponde a las piezas para el o los modelos que figuran en la página de portada. Al formular el pedido de repuestos, se ruega citar este catálogo y especificar correctamente el número y el nombre de las piezas.

- Las modificaciones y agregados que se hayan realizado después de la edición de este Catálogo de Repuestos, serán anunciados en las Informaciones de Recambios. Es recomendable que se hagan las correcciones necesarias en el Catálogo de Repuestos de acuerdo con las Informaciones de Recambios.

2. Abreviaciones

En este. Catálogo de Repuestos se emplean las siguientes abreviaciones.

“UR” Usar el número de partes especificado

“UN” Usar la cantidad necesaria

“AP” Piezas sustitutivas

“LM” Fabricación local (Hay que pedir los repuestos en las cercanías)

“F#” N° de bastidor (N° aplicable a la máquina)

“O/S” Sobredimensionado

3. La cantidad de componentes para el montaje

- Los componentes, suministrados como conjunto, se describen con un punto (.) que precede al nombre del parte como se indica a continuación.
- La numeración que aparece a la derecha de cada descripción indica la cantidad de partes por cada unidad de conjunto.

CODIGO N°	DESCRIPCION	CANT.	OBSERVACIONES
2F5-83310-60	ENSAMBLAJE DE LA LUZ	2	
115-83311-60	.BOMBILLA (6V-18W)	1	

4. Los colores de los componentes se indican como sigue en la columna de “OBSERVACIONES”.

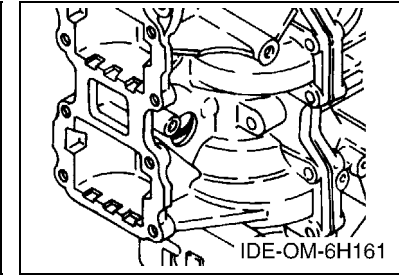
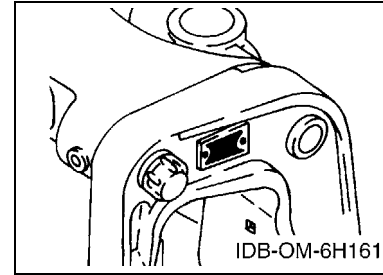
CODIGO N°	DESCRIPCION	CANT.	OBSERVACIONES
2N4-24110-00-X5	COMP. DEL TANQUE	2	MXR
3J1-24240-10	.GRAFICO, DEL TANQUE	1	PARA MXR

- Debe tenerse en cuenta que las ilustraciones sirven como guía para la búsqueda de los números de partes y no deben usarse para el montaje. Durante el montaje, se recomienda usar el manual de taller correspondiente.

- EL asterisco (*) antes del número de referencia indica los elementos modificados después de la primera edición.

7. Números de serie

N° de Serie del motor



8. Números de serie del motor

Modelo	N° de serie	Modelo	N° de serie
75A	692-1015199	85A	688-1009442

9. Códigos de color aplicables

Abreviatura	Nombre de color	Código de color
DBNM2	DARK BLUISH GRAY METALLIC 2	004D

10. Informacion para la columna de cantidades

Columna N°	Nombre de la columna de cantidades	Modelo aplicable
1	ET	75AET,85AET
2	TUNA	85AED-TUNA
3	ED	75AED,85AED
4	EHD	75AEHD,85AEHD

CONTENTS

SHEET1/2

TOP COWLING	A4
CYLINDER & CRANKCASE	A6
CRANKSHAFT & PISTON	B1
INTAKE	B3
CARBURETOR	B5
FUEL 1	B7
FUEL 2	C2
GENERATOR	C3
ELECTRICAL 1	C4
ELECTRICAL 2	C6
STARTING MOTOR	C7
BOTTOM COWLING	D1
STEERING	D3
CONTROL	D5
BRACKET 1	E1
BRACKET 2	E3
BRACKET 3	E5
BRACKET 4	E6
BRACKET 5	F1
POWER TRIM & TILT ASSY	F4
UPPER CASING	F7

INDEX

NUMERICAL INDEX	G1
-----------------------	----

SHEET2/2

UPPER CASING	A4*
LOWER CASING & DRIVE 1	A5*
LOWER CASING & DRIVE 2	B2*
LOWER CASING & DRIVE 3	B6*
FUEL TANK	C1*
STEERING GUIDE	C2*
REMOTE CONTROL BOX	C3*
REMOTE CONTROL ASSY	C4*
METER	C7*
OPTIONAL PARTS	D1*
REPAIR KIT 1	D2*
REPAIR KIT 2	D4*

INDEX

NUMERICAL INDEX	G1*
-----------------------	-----

CONTENIDO

PAGINA1/2

SOPORTE SUPERIOR	A4
CYLINDRO & CARTER	A6
CIGUENAL & PISTON	B1
ADMISION	B3
CARBURADOR	B5
COMBUSTIBLE 1	B7
COMBUSTIBLE 2	C2
GENERADOR	C3
EQUIPO ELECTRICO 1	C4
EQUIPO ELECTRICO 2	C6
MOTOR DE ARRANQUE	C7
CUBIERTA INFERIOR	D1
DIRECCION	D3
CONTROL	D5
SOPORTE 1	E1
SOPORTE 2	E3
SOPORTE 3	E5
SOPORTE 4	E6
SOPORTE 5	F1
COMPONER Y PODER VARILLA	F4
FUNDA SUPERIOR	F7

INDICE

INDICE NUMERICO	G1
-----------------------	----

PAGINA2/2

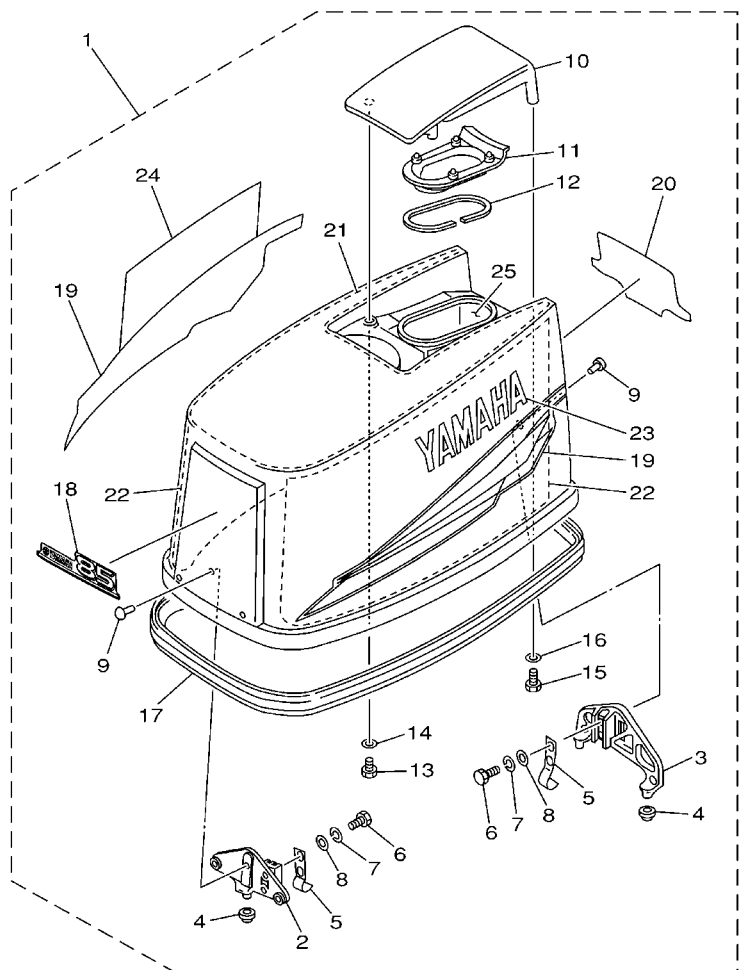
FUNDA SUPERIOR	A4*
IMPULSOR E INFERIOR 1	A5*
IMPULSOR E INFERIOR 2	B2*
IMPULSOR E INFERIOR 3	B6*
DEPOSITO DE COMBUSTIBLE	C1*
DIRECCIONGUIAR	C2*
CONTROL REMOTO COMPLETO	C3*
CONTROL REMOTO COMPL	C4*
MEDIDOR	C7*
PARTES OPCIONALES	D1*
ESTUCHE REPARATION 1	D2*
ESTUCHE REPARATION 2	D4*

INDICE

INDICE NUMERICO	G1*
-----------------------	-----

FIG. 1 TOP COWLING

SOPORTE SUPERIOR

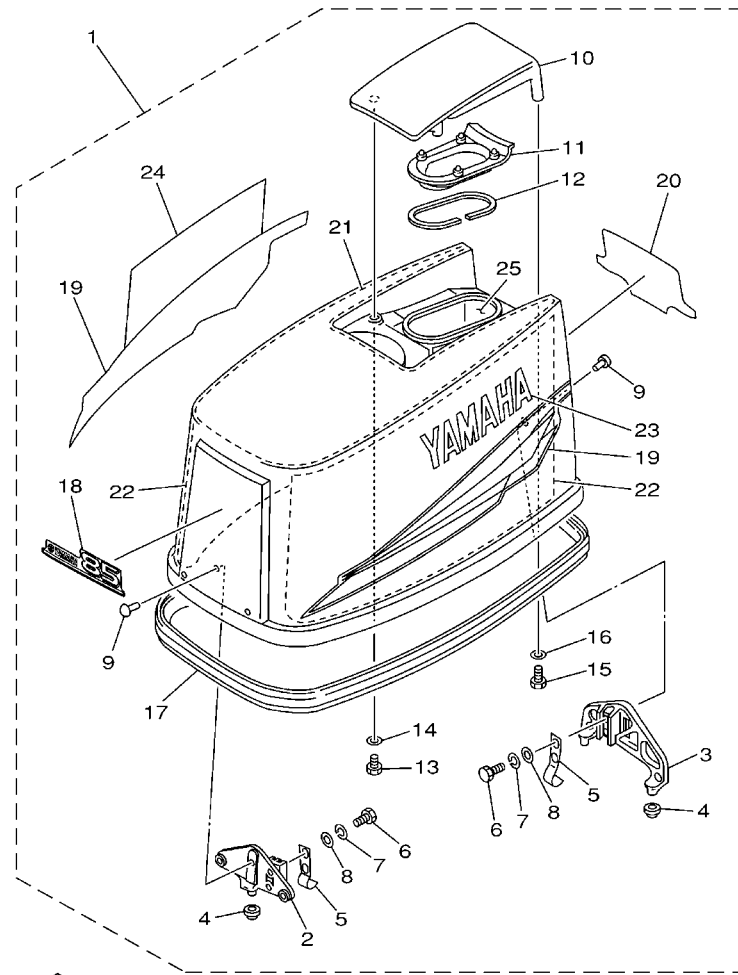


6881200-2010

REF. NO.	PART NO. CODIGO Nº	DESCRIPTION DESCRIPCION	ET	TUNA	ED	EHD	REMARKS OBSERVACIONES
1	688-42610-40-4D	TOP COWLING ASSY SOPORTE SUPERIOR COMPL.	1	1	1	1	85A 85A
	692-42610-40-4D	TOP COWLING ASSY SOPORTE SUPERIOR COMPL.	1		1	1	75A 75A
2	688-42647-00-94	.HOLDER, CLAMP BAND .MORDAZA DE ABRAZADERA	1	1	1	1	
3	688-42649-00-94	.HOLDER, CLAMP BAND .MORDAZA DE ABRAZADERA	1	1	1	1	
4	663-42662-00	.DAMPER .AMORTIGUADOR	3	3	3	3	
5	688-42652-10	.HOOK .GANCHO	2	2	2	2	
6	97095-06018	.BOLT .PERNO	2	2	2	2	
7	92995-06100	.WASHER, SPRING .ARANDELA	2	2	2	2	
8	92995-06600	.WASHER .ARANDELA	2	2	2	2	
9	90266-06009	.RIVET .REMACHE	6	6	6	6	
10	688-42613-01-4D	.MOLDING, AIR DUCT .MOLDURA CONDUCTO AIRE	1	1	1	1	
11	688-42618-00	.AIR SHROUD, TOP COWLING .CUBIERTA AIRE PARTE SUPERIOR	1	1	1	1	
12	688-42628-00	.SEAL .SELLO DE GOMA	1	1	1	1	
13	97095-06016	.BOLT .PERNO	2	2	2	2	
14	92995-06600	.WASHER .ARANDELA	2	2	2	2	
15	97095-06025	.BOLT .PERNO	2	2	2	2	
16	92995-06600	.WASHER .ARANDELA	2	2	2	2	
17	688-42615-00	.SEAL .SELLO	1	1	1	1	
18	688-42677-40	.GRAPHIC, FRONT .CALCAMONIA FRONTAL	1	1	1	1	85A 85A
	692-42677-40	.GRAPHIC, FRONT .CALCAMONIA FRONTAL	1		1	1	75A 75A
19	688-W0070-31	.GRAPHIC SET .JUEGO DE EMBLEMA	1	1	1	1	
20	688-42678-31	.GRAPHIC, REAR .CALCAMONIA TRASERA	1	1	1	1	85A 85A
	692-42678-31	.GRAPHIC, REAR .CALCAMONIA TRASERA	1		1	1	75A 75A
21	688-42617-00	.DAMPER, FORM .HULE DE FORMA	1	1	1	1	
22	688-42619-00	.DAMPER, FORM .HULE DE FORMA	2	2	2	2	
23	688-42681-31	.MARK, COWLING .MARCA DE CUBIERTA	1	1	1	1	
24	688-42682-31	.MARK, COWLING .MARCA DE CUBIERTA	1	1	1	1	

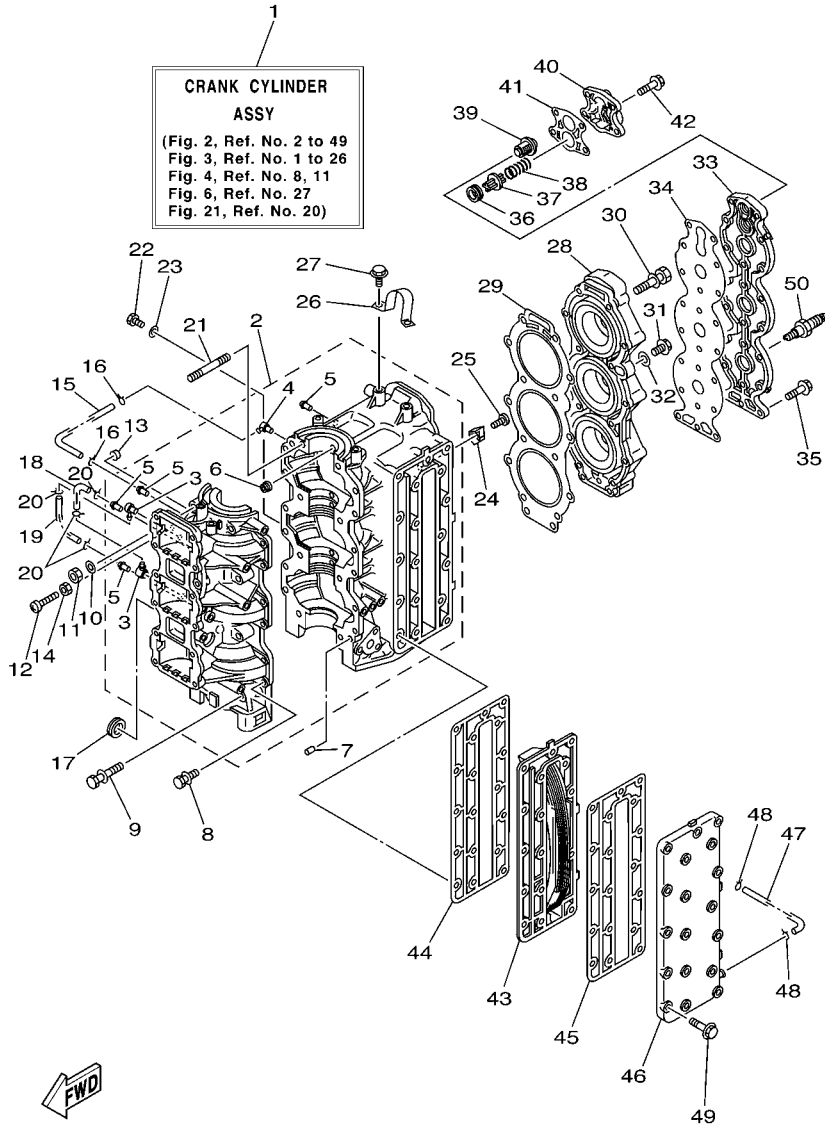
FIG. 1 TOP COWLING

SOPORTE SUPERIOR



6881200-2010

REF. NO.	PART NO. CODIGO Nº	DESCRIPTION DESCRIPCION	ET	TUNA	ED	EHD	REMARKS OBSERVACIONES
25	688-42637-00	.DAMPER, FORM .HULE DE FORMA	1	1	1	1	

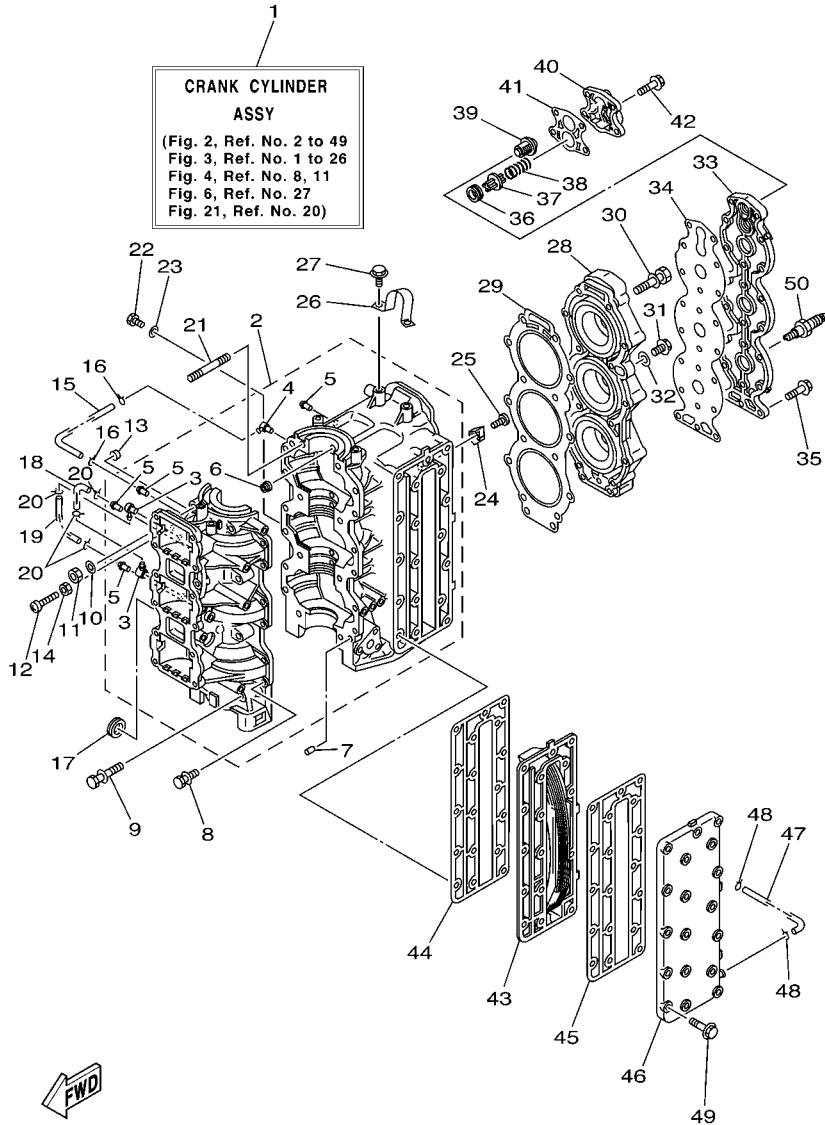


6882200-3020

FIG. 2 CYLINDER & CRANKCASE CYLINDRO & CARTER

REF. NO.	PART NO. CODIGO Nº	DESCRIPTION DESCRIPCION	ET	TUNA	ED	EHD	REMARKS OBSERVACIONES
1	688-W0090-43-1S	CRANK CYLINDER ASSY BLOQUE MOTOR COMPLETO	1	1	1	1	85A 85A
	692-W0090-44-1S	CRANK CYLINDER ASSY BLOQUE MOTOR COMPLETO	1		1	1	75A 75A
2	688-15100-05-1S	CRANKCASE ASSY CARTER COMPLETO	1	1	1	1	
3	688-11370-01	.CHECK VALVE ASSY .VALVULA DE CONTROL COMPL.	2	2	2	2	
4	650-11370-01	.CHECK VALVE ASSY .VALVULA DE CONTROL COMPL.	1	1	1	1	
5	624-14485-00	.PIPE, JOINT .TUBO DE UNION	4	4	4	4	
6	663-11518-01	.LOCK, BEARING .SEGURO BALERO	3	3	3	3	
7	93608-12063	PIN, DOWEL PASADOR DE CLAVIJA	2	2	2	2	
8	90119-06M12	BOLT, WITH WASHER TORNILLO CON ARANDELA	12	12	12	12	
9	90119-10005	BOLT, WITH WASHER TORNILLO CON ARANDELA	6	6	6	6	
10	90201-10008	WASHER, PLATE ARANDELA PLANA	2	2	2	2	
11	95313-10600	NUT TUERCA	2	2	2	2	
12	90157-06014	SCREW, PAN HEAD TORNILLO CABEZA CONICA PLANA	1	1	1	1	
13	688-44194-00	CAP TAPA	1	1	1	1	
14	95303-06700	NUT TUERCA	1	1	1	1	
15	90445-07260	HOSE (L276) TUBO (L276)	1	1	1	1	
16	90467-06016	CLIP PRESILLA	2	2	2	2	
17	90480-24M04	GROMMET TAPON	1	1	1	1	
18	90445-07M00	HOSE (L100) TUBO (L100)	1	1	1	1	
19	90445-07M23	HOSE (L408) TUBO (L408)	1	1	1	1	
20	90467-06016	CLIP PRESILLA	4	4	4	4	
21	90116-10M06	BOLT, STUD ESPARRAGO	2	2	2	2	
22	97095-06012	BOLT PERNO	1	1	1	1	
23	92995-06100	WASHER, SPRING ARANDELA	1	1	1	1	
24	688-11325-00	ANODE ANODO	2	2	2	2	
25	98780-04015	SCREW, FLAT HEAD TORNILLO CABEZA PLANA	2	2	2	2	
26	688-11119-01	HANGER, ENGINE SOPORTE DEL MOTOR	1	1	1	1	

A6



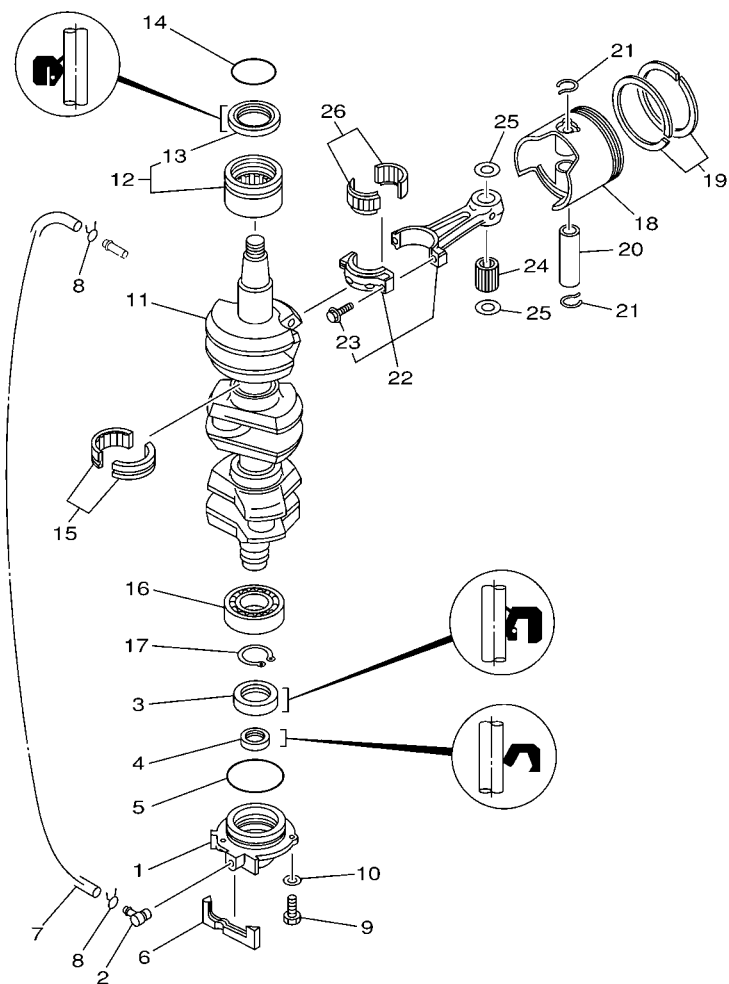
6882200-3020

FIG. 2 CYLINDER & CRANKCASE CYLINDRO & CARTER

REF. NO.	PART NO. CODIGO Nº	DESCRIPTION DESCRIPCION	ET	TUNA	ED	EHD	REMARKS OBSERVACIONES
27	90119-08MA3	BOLT, WITH WASHER TORNILLO CON ARANDELA	2	2	2	2	
28	688-11111-02-1S	HEAD, CYLINDER 1 CULATA CILINDRO 1	1	1	1	1	85A 85A
	692-11111-01-1S	HEAD, CYLINDER 1 CULATA CILINDRO 1	1		1	1	75A 75A
29	688-11181-A1	GASKET, CYLINDER HEAD 1 JUNTA, DE CULATA 1	1	1	1	1	
30	90119-08MA8	BOLT, WITH WASHER TORNILLO CON ARANDELA	14	14	14	14	
31	90340-14M00	PLUG, STRAIGHT SCREW TORNILLO, DE DRENAJE	1	1	1	1	
32	90430-14115	GASKET JUNTA	1	1	1	1	
33	688-11191-00-1S	COVER, CYLINDER HEAD 1 TAPA CULATA DE CILINDRO 1	1	1	1	1	
34	688-11193-A1	GASKET, HEAD COVER 1 EMPAQUE	1	1	1	1	
35	90119-06MA3	BOLT, WITH WASHER TORNILLO CON ARANDELA	18	18	18	18	
36	90480-20M05	GROMMET TAPON	1	1	1	1	
37	688-12416-00	VALVE, PRESSURE CONTROL VALVULA DE CONTROL DE PRESION	1	1	1	1	
38	90501-16M11	SPRING, COMPRESSION RESORTE DE COMPRESION	1	1	1	1	
39	688-12411-11	THERMOSTAT TERMOSTAT	1	1	1	1	
40	688-12413-00-1S	COVER, THERMOSTAT CUBIERTA TERMOSTATO	1	1	1	1	
41	688-12414-A1	GASKET, COVER EMPAQUE	1	1	1	1	
42	90119-06MA5	BOLT, WITH WASHER TORNILLO CON ARANDELA	4	4	4	4	
43	688-41111-00-1S	INNER COVER, EXHAUST CUBIERTA INTERIOR DE ESCAPE	1	1	1	1	
44	688-41112-A0	GASKET, EXHAUST INNER COVER EMPAQUE	1	1	1	1	
45	688-41114-A0	GASKET, EXHAUST OUTER COVER EMPAQUE	1	1	1	1	
46	688-41113-00-1S	OUTER COVER, EXHAUST CUBOERTA EXTERIOR DE ESCAPE	1	1	1	1	
47	663-24312-01	PIPE 2 TUBO 2	1	1	1	1	
48	90467-08004	CLIP PRESILLA	2	2	2	2	
49	90119-08020	BOLT, WITH WASHER TORNILLO CON ARANDELA	18	18	18	18	
50	94702-00160	PLUG, SPARK (NGK B8HS-10) BUJIA (NGK B8HS-10)	3	3	3	3	
	94702-00247	PLUG, SPARK (NGK BR8HS-10) BUJIA (NGK BR8HS-10)	3		3	3	CHN,85A-CAR(CE) CHN,85A-CAR(CE)

FIG. 3 CRANKSHAFT & PISTON

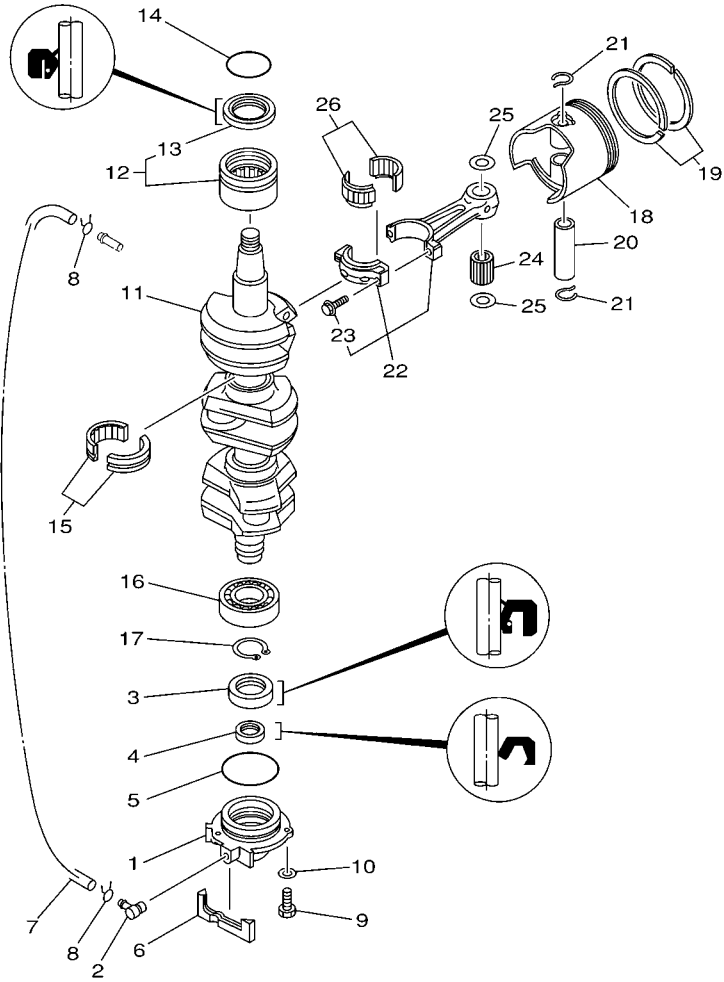
CIGUENAL & PISTON



FWD
6H10010-0030

REF. NO.	PART NO. CODIGO Nº	DESCRIPTION DESCRIPCION	ET	TUNA	ED	EHD	REMARKS OBSERVACIONES
1	6H1-15359-01-94	HOUSING, OIL SEAL CAJA DE SELLO DE ACEITE	1	1	1	1	
2	688-11370-01	CHECK VALVE ASSY VALVULA DE CONTROL COMPL.	1	1	1	1	
3	93102-30M05	OIL SEAL SELLO ACEITE	1	1	1	1	
4	93104-20M02	OIL SEAL SELLO ACEITE	1	1	1	1	
5	93210-62269	O-RING ANILLO O	1	1	1	1	
6	688-15379-00	SEAL, CRANKCASE SELLO DE CARTER	1	1	1	1	
7	90445-07M86	HOSE (L460) TUBO (L460)	1	1	1	1	
8	90467-06016	CLIP PRESILLA	2	2	2	2	
9	97095-06020	BOLT PERNO	3	3	3	3	
10	92995-06600	WASHER ARANDELA	3	3	3	3	
11	688-11411-01	CRANKSHAFT CIGUENAL	1	1	1	1	
12	93310-636U4	BEARING COJINETE DE RODILLOS	1	1	1	1	
13	93102-36M02	.OIL SEAL .SELLO ACEITE	1	1	1	1	
14	93210-46M16	O-RING ANILLO O	1	1	1	1	
15	93310-835U8	BEARING COJINETE DE RODILLOS	2	2	2	2	
16	93306-206U5	BEARING COJINETE	1	1	1	1	
17	93410-32M00	CIRCLIP SEGURO	1	1	1	1	
18	688-11631-03-94	PISTON (STD) PISTON (NORMA)	3	3	3	3	
	688-11635-03	PISTON (0.25MM O/S) PISTON (0.25MM O/S)	3	3	3	3	AP AP
	688-11636-03	PISTON (0.50MM O/S) PISTON (0.50MM O/S)	3	3	3	3	AP AP
19	688-11603-A0	PISTON RING SET (STD) JUEGO DE ANILLOS (NORMA)	3	3	3	3	
	688-11604-A0	PISTON RING SET (0.25MM O/S) JUEGO DE ANILLOS (0.25MM O/S)	3	3	3	3	AP AP
	688-11605-A0	PISTON RING SET (0.50MM O/S) JUEGO DE ANILLOS (0.50MM O/S)	3	3	3	3	AP AP
20	663-11633-00	PIN, PISTON PASADOR, PISTON	3	3	3	3	
21	688-11634-00	CLIP, PISTON PIN PRESILLA, BULON DE PISTON	6	6	6	6	
22	688-11650-03	CONNECTING ROD ASSY BIELA COMPLETA	3	3	3	3	
23	90109-08022	.BOLT .PERNO	2	2	2	2	

B1

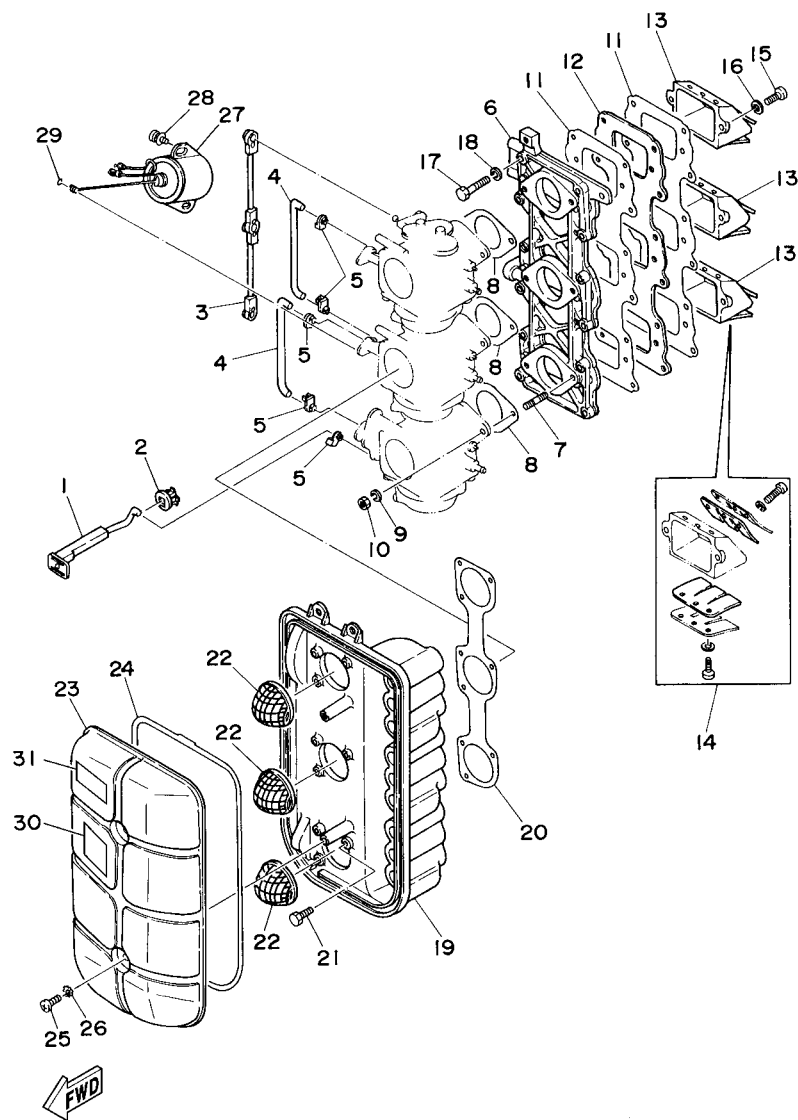



 6H10010-0030

FIG. 3 CRANKSHAFT & PISTON

CIGUENAL & PISTON

REF. NO.	PART NO. CODIGO Nº	DESCRIPTION DESCRIPCION	ET	TUNA	ED	EHD	REMARKS OBSERVACIONES
24	93603-21111	PIN, DOWEL PASADOR DE CLAVIJA	84	84	84	84	
25	90201-20417	WASHER, PLATE ARANDELA PLANA	6	6	6	6	
26	93310-730V8	BEARING COJINETE DE RODILLOS	3	3	3	3	

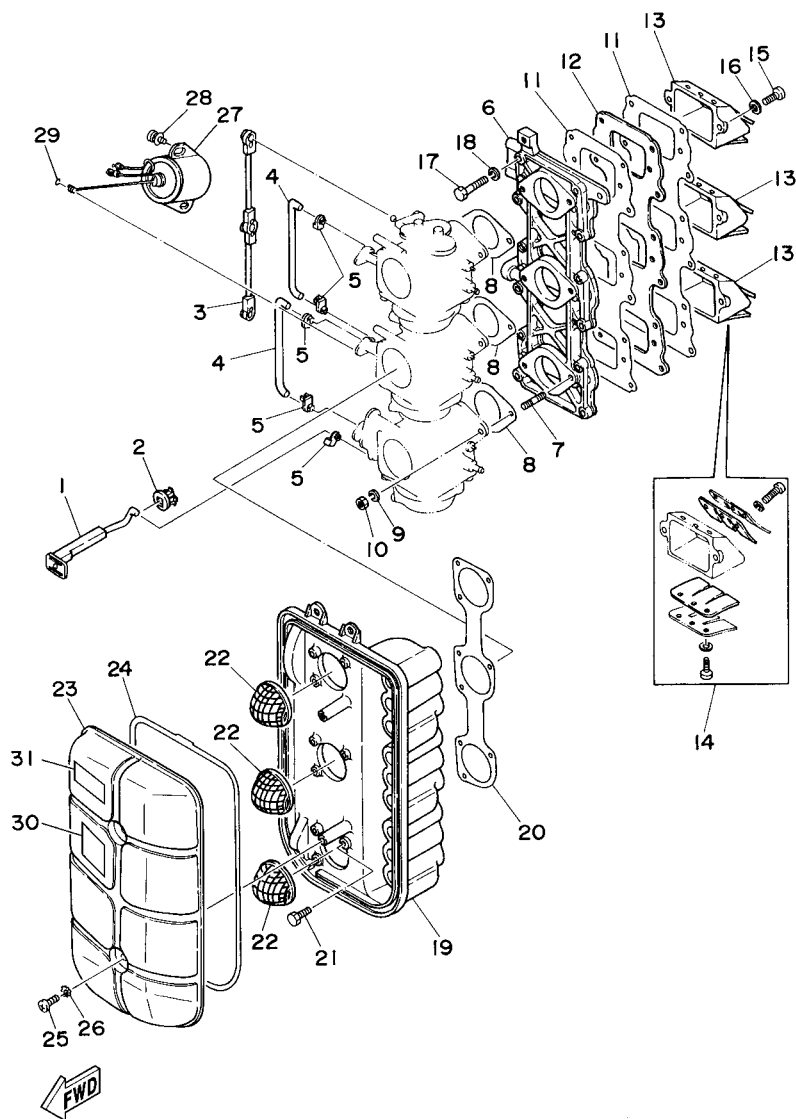


6881700-2040

FIG. 4 INTAKE

ADMISION

REF. NO.	PART NO. CODIGO Nº	DESCRIPTION DESCRIPCION	ET	TUNA	ED	EHD	REMARKS OBSERVACIONES
1	692-41256-00	ROD, CHOKE 1 VARILLA DE AHOGADOR	1	1	1	1	
2	689-41273-00	GROMMET TAPON PROTECTOR	1	1	1	1	
3	688-41217-01	ROD, ACCEL. LEVER VARILLA PALANCA ACELERADOR	1	1	1	1	
4	688-41257-01	ROD, CHOKE 2 VARILLA DE AHOGADOR	2	2	2	2	
5	661-41262-02	JOINT, CHOKE LEVER CONECTOR DE AHOGADOR	5	5	5	5	
6	688-13641-00-94	MANIFOLD 1 MULTIPLE 1	1	1	1	1	
7	90116-06122	BOLT, STUD ESPARRAGO	6	6	6	6	
8	688-14198-A2	GASKET EMPAQUE	3	3	3	3	
9	92995-06100	WASHER, SPRING ARANDELA	6	6	6	6	
10	95380-06600	NUT, HEXAGON TUERCA	6	6	6	6	
11	688-13621-A1	GASKET, VALVE SEAT JUNTA, DE VALV.DE EMPAQUE	2	2	2	2	
12	688-13624-00	PLATE, REED VALVE PLACA DE VALVULA DE LAMINAS	1	1	1	1	
13	688-13610-00	REED VALVE ASSY VALVULA DE LAMINAS COMPLETA	3	3	3	3	85A 85A 75A 75A
14	688-W0004-00	.REED SET .JUEGO DE VALVULAS DE LENGUETA	1	1	1	1	FOR 688-13610-00 FOR 688-13610-00
	692-W0004-00	.REED SET .JUEGO DE VALVULAS DE LENGUETA	1	1	1	1	FOR 692-13610-00 FOR 692-13610-00
15	97880-05020	SCREW, PAN HEAD TORNILLO DE CABEZA CON PLANA	6	6	6	6	
16	92990-05100	WASHER, SPRING ARANDELA PLANA	6	6	6	6	
17	97013-06030	BOLT PERNO	12	12	12	12	
18	92903-06100	WASHER, SPRING RONDANA SENCILLA	12	12	12	12	
19	688-14417-01-94	COVER 1 CUBIERTA 1	1	1	1	1	
20	688-14483-A0	GASKET EMPAQUE	1	1	1	1	
21	97013-06018	BOLT PERNO	6	6	6	6	
22	688-14481-00	CAP, CARBURETOR TAPA DE CARBURADOR	3	3	3	3	
23	688-14418-01	COVER 2 CUBIERTA 2	1	1	1	1	
24	688-14416-01	GASKET, AIR CLEANER EMPAQUE	1	1	1	1	
25	97885-06016	SCREW, PAN HEAD TORNILLO A MUESCA	2	2	2	2	



6881700-2040

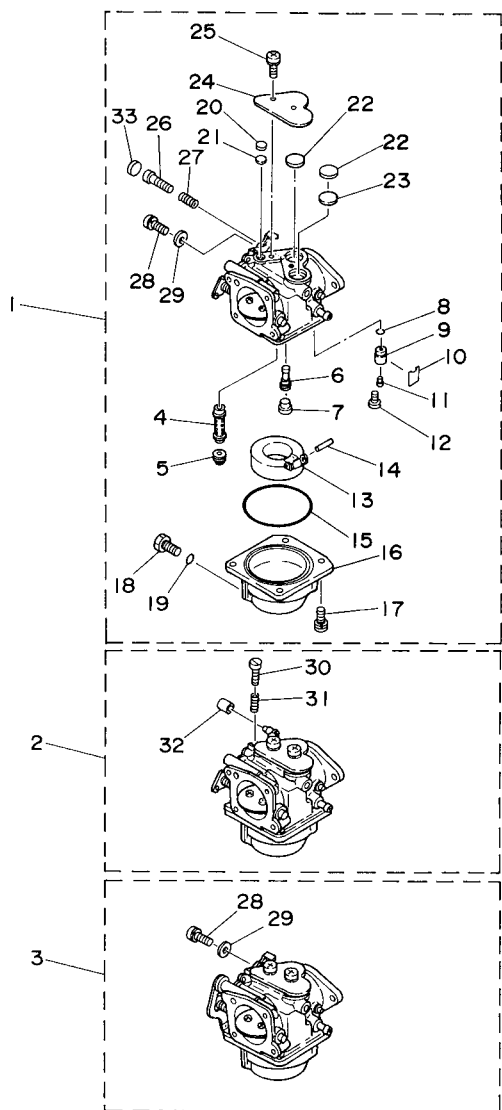
FIG. 4 INTAKE

ADMISION

REF. NO.	PART NO. CODIGO Nº	DESCRIPTION DESCRIPCION	ET	TUNA	ED	EHD	REMARKS OBSERVACIONES
26	90209-06M05	WASHER ARANDELA DE SEPARACION	2	2	2	2	
27	688-86110-01	SOLENOID SOLENOIDE	1	1	1		
28	90159-06M19	SCREW, WITH WASHER TORNILLO CON VALONA	2	2	2		
29	93210-03261	O-RING ANILLO O	1	1	1		
30	6H1-14488-00	LABEL, CAUTION ETIQUETA PRECAUCION	1	1	1	1	
31	6A1-83625-41	MARK 5 MARCA 5	1	1	1	1	
<hr style="border-top: 1px dashed black;"/>							
<hr style="border-top: 1px dashed black;"/>							
<hr style="border-top: 1px dashed black;"/>							
<hr style="border-top: 1px dashed black;"/>							
<hr style="border-top: 1px dashed black;"/>							
<hr style="border-top: 1px dashed black;"/>							
<hr style="border-top: 1px dashed black;"/>							
<hr style="border-top: 1px dashed black;"/>							
<hr style="border-top: 1px dashed black;"/>							
<hr style="border-top: 1px dashed black;"/>							
<hr style="border-top: 1px dashed black;"/>							
<hr style="border-top: 1px dashed black;"/>							
<hr style="border-top: 1px dashed black;"/>							

FIG. 5 CARBURETOR

CARBURADOR

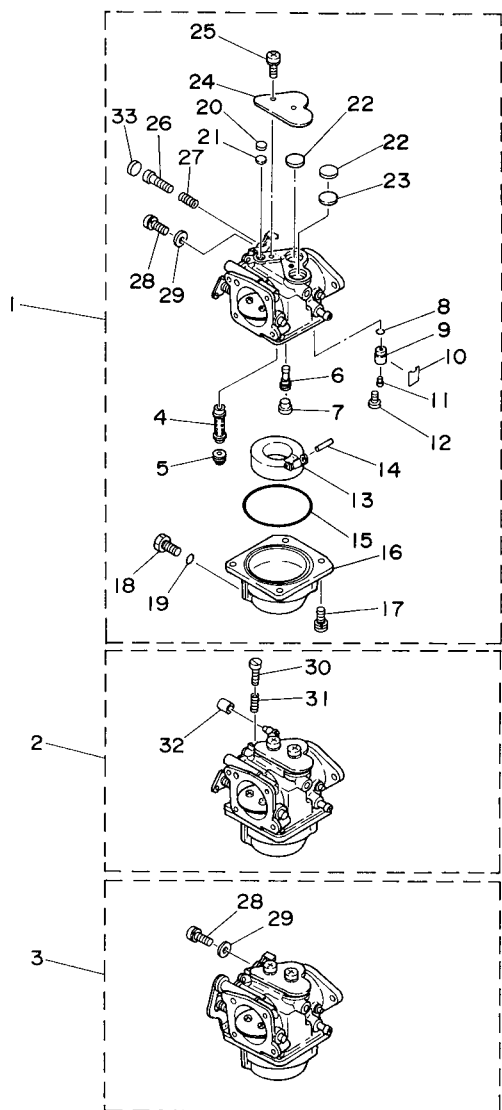


6927200-C050

REF. NO.	PART NO. CODIGO Nº	DESCRIPTION DESCRIPCION	ET	TUNA	ED	EHD	REMARKS OBSERVACIONES
1	688-14301-08	CARBURETOR ASSY 1 CARBURADOR COMPLETO 1	1		1	1	85A 85A
	688-14301-20	CARBURETOR ASSY 1 CARBURADOR COMPLETO 1	1				85A-FOR BRA 85A-FOR BRA
	688-14301-30	CARBURETOR ASSY 1 CARBURADOR COMPLETO 1	1	1	1		85A-FOR CAR(EPA) 85A-FOR CAR(EPA)
	692-14301-25	CARBURETOR ASSY 1 CARBURADOR COMPLETO 1	1		1	1	75A 75A
2	688-14302-08	CARBURETOR ASSY 2 CARBURADOR COMPLETO 2	1		1	1	85A 85A
	688-14302-20	CARBURETOR ASSY 2 CARBURADOR COMPLETO 2	1				85A-FOR BRA 85A-FOR BRA
	688-14302-30	CARBURETOR ASSY 2 CARBURADOR COMPLETO 2	1	1	1		85A-FOR CAR(EPA) 85A-FOR CAR(EPA)
	692-14302-25	CARBURETOR ASSY 2 CARBURADOR COMPLETO 2	1		1	1	75A 75A
3	688-14303-08	CARBURETOR ASSY 3 CARBURADOR COMPLETO 3	1		1	1	85A 85A
	688-14303-20	CARBURETOR ASSY 3 CARBURADOR COMPLETO 3	1				85A-FOR BRA 85A-FOR BRA
	688-14303-30	CARBURETOR ASSY 3 CARBURADOR COMPLETO 3	1	1	1		85A-FOR CAR(EPA) 85A-FOR CAR(EPA)
	692-14303-25	CARBURETOR ASSY 3 CARBURADOR COMPLETO 3	1		1	1	75A 75A
4	688-14947-00	.JET, NEEDLE .INYECTOR DE AGUJA	3	3	3	3	85A 85A
	692-14947-00	.JET, NEEDLE .INYECTOR DE AGUJA	3		3	3	75A 75A
5	676-14943-40	.JET, MAIN (#165) .INYECTOR PRINCIPAL (#165)	3	3	3	3	85A 85A
	676-14943-44	.JET, MAIN (#185) .INYECTOR PRINCIPAL (#185)	3				85A-FOR BRA 85A-FOR BRA
	676-14943-42	.JET, MAIN (#175) .INYECTOR PRINCIPAL (#175)	3		3	3	75A 75A
6	676-14948-18	.JET (#78) .INYECTOR (#78)	3	3	3	3	85A 85A
	676-14948-23	.JET (#90) .INYECTOR (#90)	3				85A-FOR BRA 85A-FOR BRA
	676-14948-19	.JET (#80) .INYECTOR (#80)	3		3	3	75A 75A
7	676-14966-00	.CAP .TAPA	3	3	3	3	
8	93210-04228	.O-RING .ANILLO O	3	3	3	3	
9	692-14590-01	.NEEDLE VALVE ASSY .VALVULA DE AGUJA COMPLETA	3	3	3	3	
10	663-14159-00	.CLIP .PRESILLA	3	3	3	3	
11	676-14186-00	.PIN, FLOAT .PASADOR DE LA BOYA	3	3	3	3	
12	98580-04008	.SCREW, PAN HEAD .TORNILLO DE CABEZA CRUZADA	3	3	3	3	
13	676-14985-01	.FLOAT .BOIA	3	3	3	3	

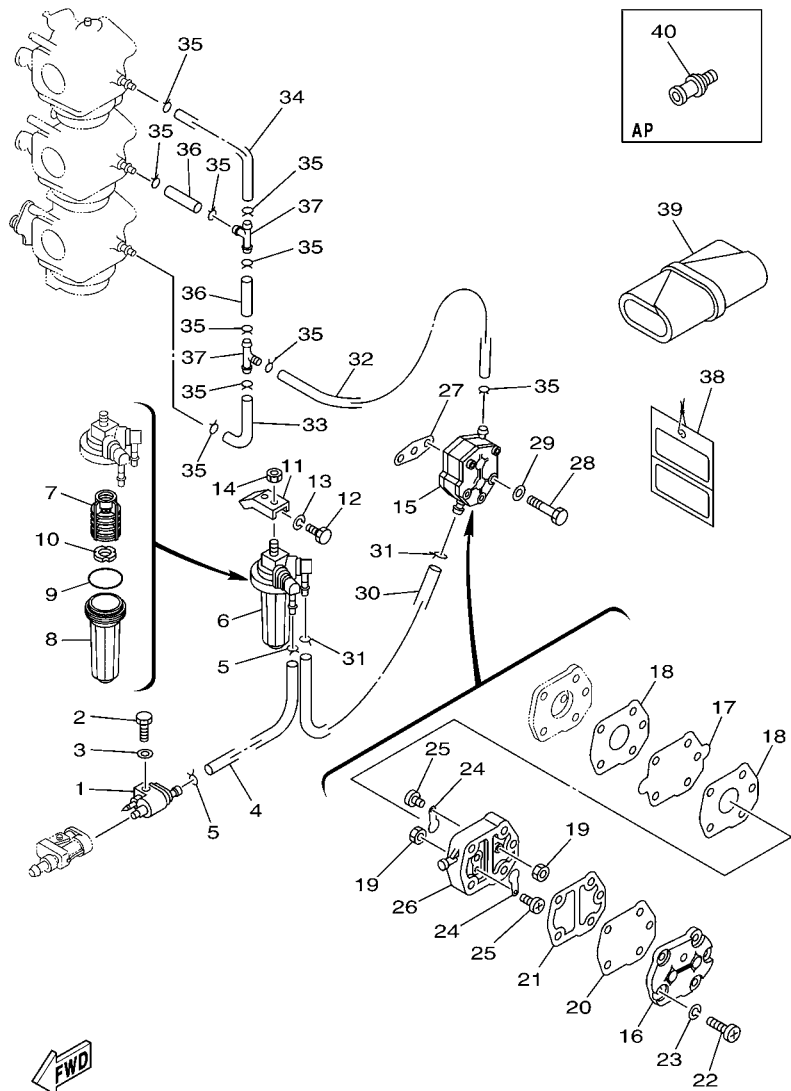
FIG. 5 CARBURETOR

CARBURADOR



6927200-C050

REF. NO.	PART NO. CODIGO Nº	DESCRIPTION DESCRIPCION	ET	TUNA	ED	EHD	REMARKS OBSERVACIONES
14	688-14548-00	.PIN, FLOAT ARM .PASADOR DE BRAZO DE BOIA	3	3	3	3	
15	676-14984-00	.GASKET, FLOAT CHAMBER .EMPAQUE CAMARA DE BOIA	3	3	3	3	
16	688-14980-00	.BODY, FLOAT CHAMBER .CUERPO CAMARA DE BOIA	3	3	3	3	
17	97980-04114	.SCREW, WITH WASHER .TORNILLO, CON ARANDELA	12	12	12	12	
18	6H3-14992-00	.SCREW, DRAIN .TORNILLO, SEGURO	3	3	3	3	
19	93210-04230	.O-RING .ANILLO O	3	3	3	3	
20	663-14126-00	.GASKET .EMPAQUE	3	3	3	3	
21	663-14527-00	.PLATE .PLACA	3	3	3	3	
22	688-14126-00	.GASKET .EMPAQUE	6	6	6	6	
23	688-14527-00	.PLATE .PLACA	3	3	3	3	
24	688-14572-01	.PLATE, STAY .PLACA DE SOPORTE	3	3	3	3	
25	97980-05310	.SCREW, WITH WASHER .TORNILLO, CON ARANDELA	6	6	6	6	
26	692-14923-00	.SCREW, PILOT .TORNILLO DE AJUSTE	3	3	3	3	
27	679-14555-00	.SPRING .RESORTE	3	3	3	3	
28	6K5-14592-00	.SCREW .TORNILLO	2	2	2	2	#1,3
29	90201-05652	.WASHER, PLATE .ARANDELA PLANA	2	2	2	2	#1,3
30	63V-14523-00	.SCREW, STOP .TORNILLO DE TOPE	1	1	1	1	#2
31	90501-10326	.SPRING, COMPRESSION .RESORTE DE COMPRESION	1	1	1	1	#2
32	6H2-14578-00	.COLLAR .COLLAR	1	1	1	1	#2
33	67C-1432A-00	.PLUG .TAPON	3	3	3		85A-FOR CAR(EPA) 85A-FOR CAR(EPA)

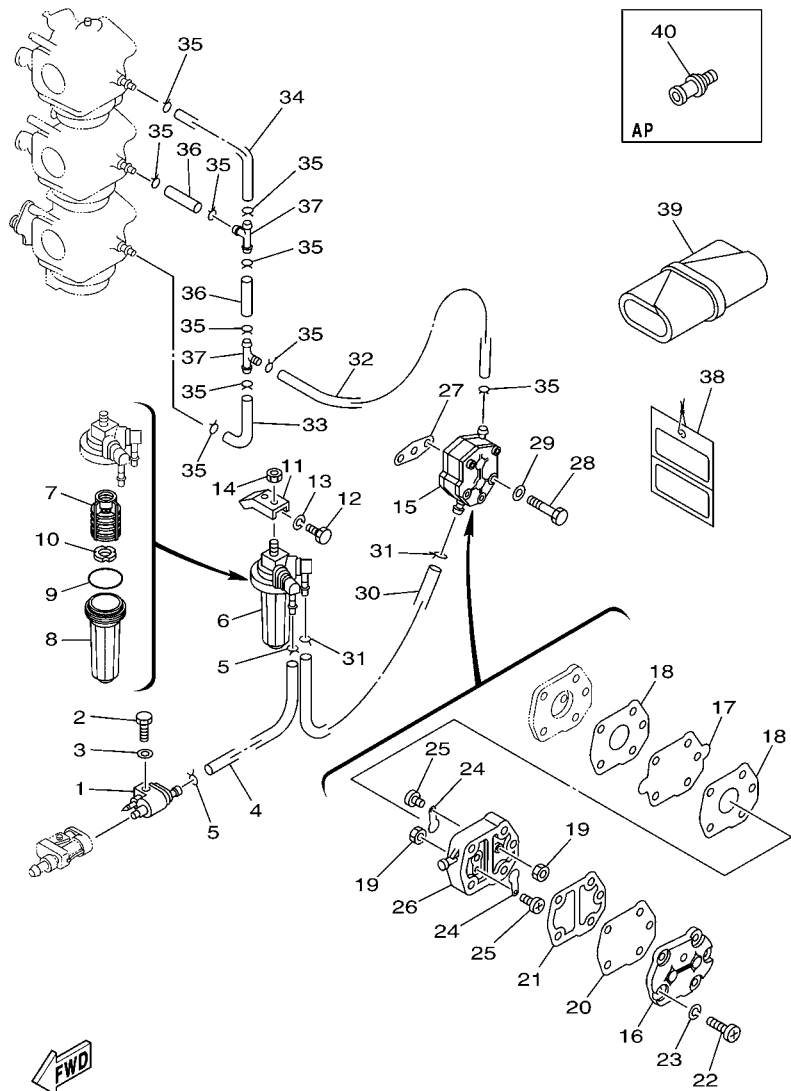


6883700-C060

FIG. 6 FUEL 1 COMBUSTIBLE 1

REF. NO.	PART NO. CODIGO N°	DESCRIPTION DESCRIPCION	ET	TUNA	ED	EHD	REMARKS OBSERVACIONES
1	6G1-24304-02	FUEL PIPE JOINT COMP. 1 CONECTOR MANGUERA COMBUST.1	1	1	1	1	
2	97095-06020	BOLT PERNO	1	1	1	1	
3	92995-06600	WASHER ARANDELA	1	1	1	1	
4	90445-09090	HOSE (L185) TUBO (L185)	1	1	1	1	
5	90467-08004	CLIP PRESILLA	2	2	2	2	
6	64J-24560-00	FILTER ASSY FILTRO COMPLETO	1	1	1	1	
7	61N-24563-00	.ELEMENT, FILTER .ELEMENTO DEL FILTRO	1	1	1	1	
8	68V-24521-01	.CUP, FILTER .COPA DE FILTRO	1	1	1	1	
9	93210-32738	.O-RING .ANILLO O	1	1	1	1	
10	68V-24469-01	.FLOAT, WATER LEVEL .BOIA	1	1	1	1	
11	648-24566-02	BRACKET, FILTER SOPORTE DEL FILTRO	1	1	1	1	
12	97013-06014	BOLT PERNO	1	1	1	1	
13	92903-06100	WASHER, SPRING RONDANA SENCILLA	1	1	1	1	
14	95380-08600	NUT TUERCA	1	1	1	1	
15	692-24410-00	FUEL PUMP ASSY BOMBA DE COMBUSTIBLE COMPLETA	1	1	1	1	
16	6A0-24413-00	.BODY 2 .CUERPO 2	1	1	1	1	
17	692-24411-00	.DIAPHRAGM .DIAFRAGMA	1	1	1	1	
18	648-24434-01	.GASKET, BODY .EMPAQUE	2	2	2	2	
19	95380-03600	.NUT .TUERCA	2	2	2	2	
20	663-24411-00	.DIAPHRAGM .DIAFRAGMA	1	1	1	1	
21	648-24435-02	.GASKET, BODY 2 .EMPAQUE	1	1	1	1	
22	98503-05028	.SCREW, PAN HEAD .TORNILLO DE CABEZA DE CONO AC	3	3	3	3	
23	92990-05100	.WASHER, SPRING .ARANDELA PLANA	3	3	3	3	
24	6A0-24421-01	.VALVE, CHECK .VALVULA DE RETENCION	2	2	2	2	
25	6A0-14325-00	.SCREW, PAN HEAD .TORNILLO CABEZA REDONDA	2	2	2	2	
26	6A0-24412-02	.BODY 1 .CUERPO 1	1	1	1	1	
27	650-24431-A0	GASKET, FUEL PUMP 1 EMPAQUE BOMBA COMBUST 1	1	1	1	1	

B7



6883700-C060

FIG. 6 FUEL 1

COMBUSTIBLE 1

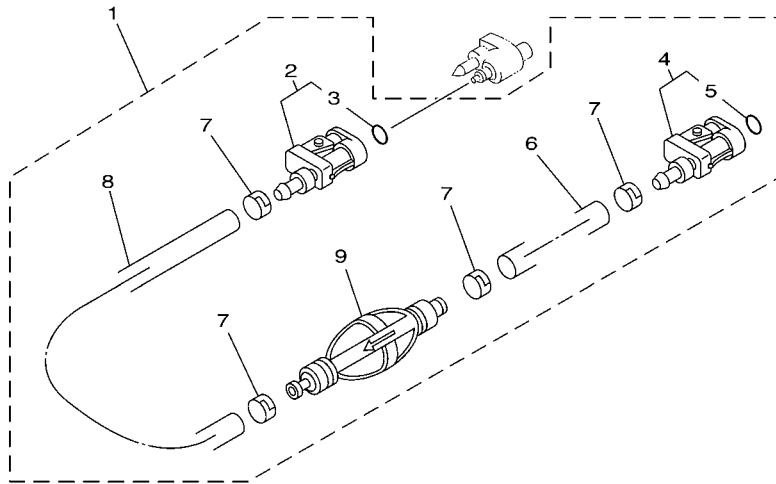
REF. NO.	PART NO. CODIGO Nº	DESCRIPTION DESCRIPCION	ET	TUNA	ED	EHD	REMARKS OBSERVACIONES
28	97095-06040	BOLT PERNO	2	2	2	2	
29	92995-06600	WASHER ARANDELA	2	2	2	2	
30	90445-09221	HOSE (L205) TUBO (L205)	1	1	1	1	
31	90467-08004	CLIP PRESILLA	2	2	2	2	
32	90445-09097	HOSE (L250) TUBO (L250)	1	1	1	1	
33	688-24313-00	PIPE 3 TUBO 3	1	1	1	1	
34	688-24314-00	PIPE 4 TUBO 4	1	1	1	1	
35	90467-08004	CLIP PRESILLA	10	10	10	10	
36	90445-09220	HOSE (L30) TUBO (L30)	2	2	2	2	
37	688-24378-00	PIPE, JOINT 4 TUBO DE UNION 4	2	2	2	2	
38	61H-2819R-31	TAG, WARNING ETIQUETA DE ADVERTENCIA	1	1	1		FOR CAR(EPA) FOR CAR(EPA)
39	656-W2810-02	TOOL KIT JUEGO DE HERRAMIENTAS	1	1	1		
	670-28100-03	TOOL KIT JUEGO DE HERRAMIENTAS				1	
40	6E0-28193-00-94	PLUG, WATER CHECK TAPON DE CONTROL DE LA AGUA	1	1	1	1	AP D:12.5MM AP D:12.5MM

C1

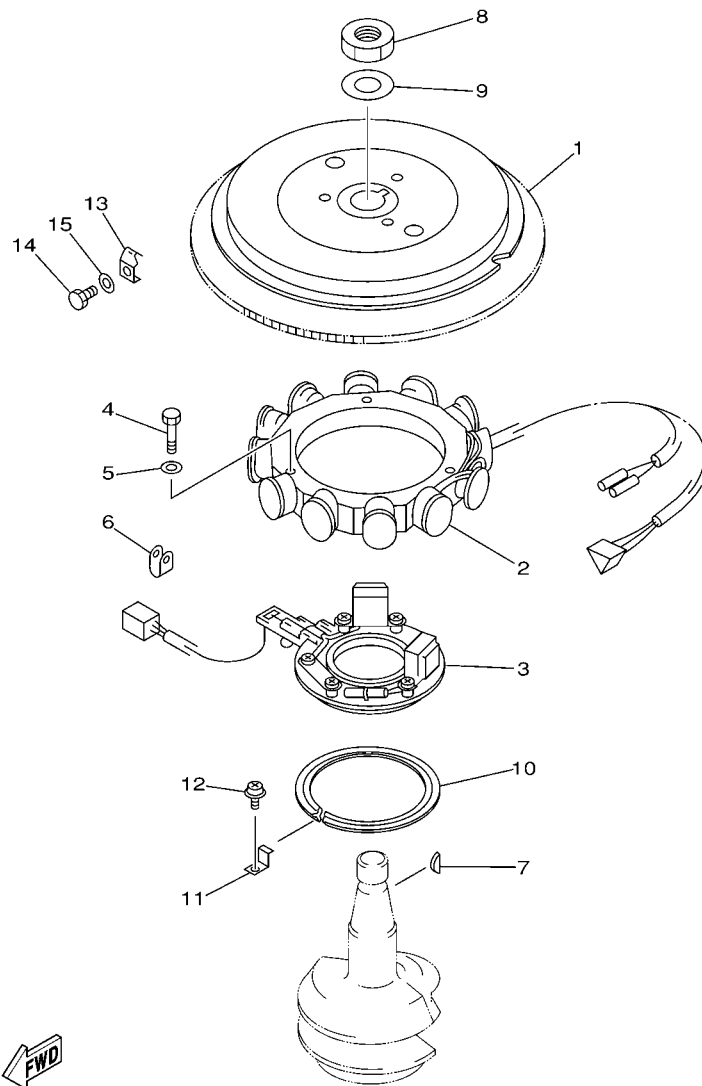
FIG. 7 FUEL 2

COMBUSTIBLE 2

REF. NO.	PART NO. CODIGO Nº	DESCRIPTION DESCRIPCION	ET	TUNA	ED	EHD	REMARKS OBSERVACIONES
1	6Y2-24306-56	FUEL PIPE COMP. 1 TUBO COMBUST. COMPL 1		1			AP 85A-TUNA AP 85A-TUNA
2	6E5-24305-06	.FUEL PIPE JOINT COMP. 2 .CONECTOR MANGUERA COMBUST. 2		1			
3	93210-08287	..O-RING ..ANILLO O		1			
4	6Y2-24305-06	.FUEL PIPE JOINT COMP. 2 .CONECTOR MANGUERA COMBUST. 2		1			
5	93210-08287	..O-RING ..ANILLO O		1			
6	90445-13M01	.HOSE (L2050) .MANGUERA (L2050)		1			
7	6E5-24351-51	.BAND 1 .ABRAZADERA 1		4			
8	90445-13M00	.HOSE (L850) .MANGUERA (L850)		1			
9	6Y2-24360-60	.PRIMER PUMP ASSY .SOPORTE BOMBA		1			



68R3100-C100



FWD
6880010-0070

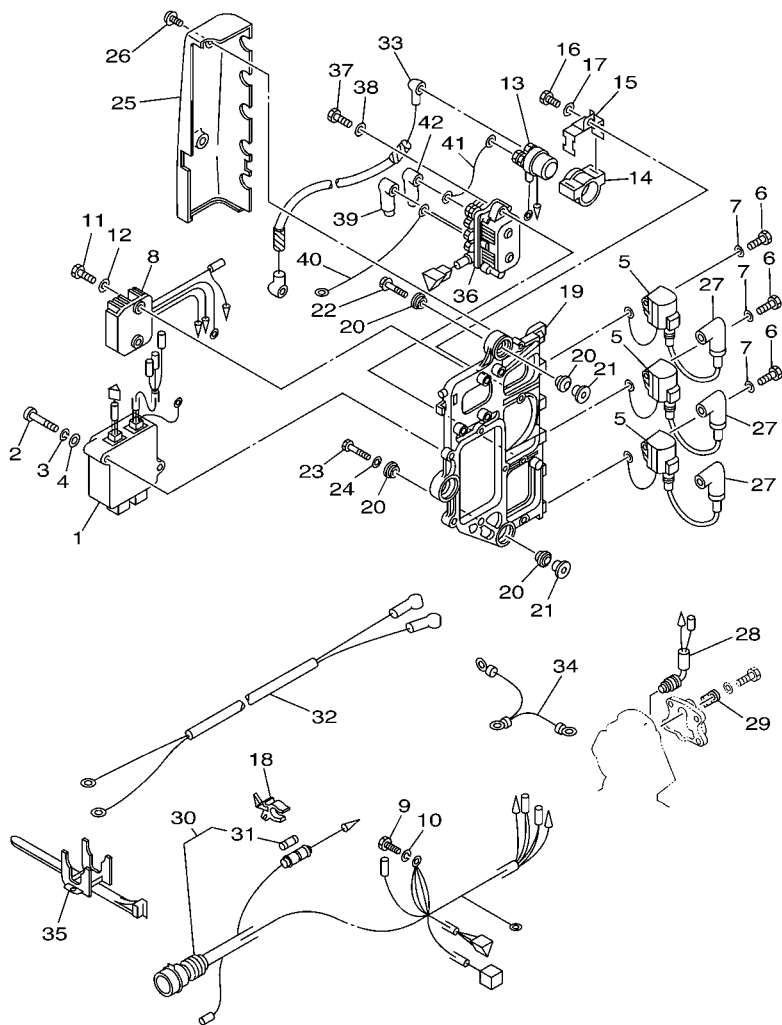
FIG. 8 GENERATOR

GENERADOR

REF. NO.	PART NO. CODIGO Nº	DESCRIPTION DESCRIPCION	ET	TUNA	ED	EHD	REMARKS OBSERVACIONES
1	688-85550-00	ROTOR ASSY ROTOR COMPLETO	1	1	1	1	
2	688-85510-01	STATOR ASSY ESTATOR COMPLETO	1	1	1	1	
3	688-85580-00	COIL, PULSER BOBINA DE PULSACION	1	1	1	1	
4	97013-06030	BOLT PERNO	3	3	3	3	
5	92903-06600	WASHER, PLATE RONDANA SENCILLA	3	3	3	3	
6	90464-12M00	CLAMP BRIDA	1	1	1	1	
7	90280-05015	KEY, WOODRUFF CUNA WOODRUFF	1	1	1	1	
8	90170-20137	NUT TUERCA	1	1	1	1	
9	90201-21M18	WASHER, PLATE ARANDELA PLANA	1	1	1	1	
10	688-41611-00	RETAINER, MAGNETO BASE RETENEDOR BASE MAGNETO	1	1	1	1	
11	688-41612-00	RETAINER, MAGNETO BASE RETENEDOR BASE MAGNETO	3	3	3	3	
12	90159-06M31	SCREW, WITH WASHER TORNILLO CON VALONA	3	3	3	3	
13	688-81332-01	PLATE, TIMING PLACA REGULADOR DE TIEMPO	1	1	1	1	
14	97095-06010	BOLT PERNO	1	1	1	1	
15	92995-06600	WASHER ARANDELA	1	1	1	1	

FIG. 9 ELECTRICAL 1

EQUIPO ELECTRICO 1

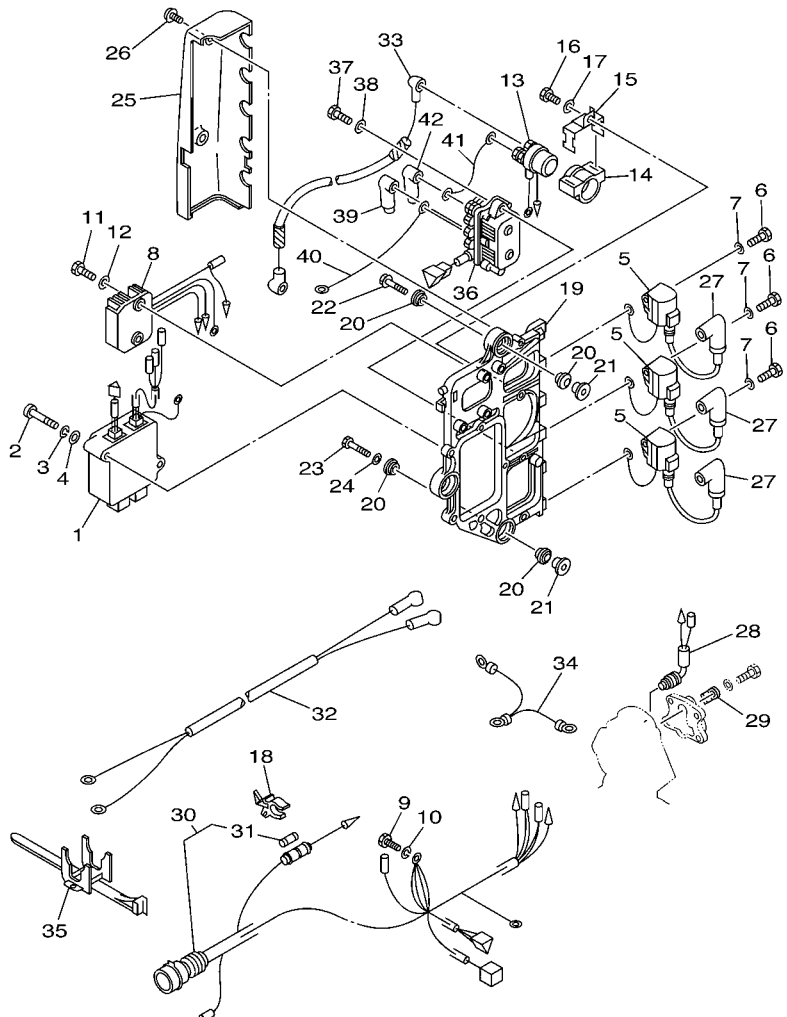


6880010-0081

REF. NO.	PART NO. CODIGO Nº	DESCRIPTION DESCRIPCION	ET	TUNA	ED	EHD	REMARKS OBSERVACIONES
1	688-85540-00	C.D.I. UNIT ASSY UNIDAD C.D.I. COMPLETA	1	1	1	1	
2	97880-06040	SCREW, PAN HEAD TORNILLO DE CABEZA CON PLANA	2	2	2	2	
3	92990-06100	WASHER, SPRING ARANDELA PLANA	2	2	2	2	
4	92990-06600	WASHER, PLATE ARANDELA PLANA	2	2	2	2	
5	697-85570-00	IGNITION COIL ASSY BOBINA DE IGNICION COMPLETO	3	3	3	3	
6	97095-06020	BOLT PERNO	3	3	3	3	
7	92995-06600	WASHER ARANDELA	3	3	3	3	
8	6H0-81960-00	RECTIFIER & REGULATOR ASSY RECTIFICADOR Y REGULADOR	1	1	1	1	
9	97095-06012	BOLT PERNO	1	1	1	1	
10	92995-06100	WASHER, SPRING ARANDELA	1	1	1	1	
11	97095-06020	BOLT PERNO	2	2	2	2	
12	92995-06600	WASHER ARANDELA	2	2	2	2	
13	6G1-81941-10	STARTER RELAY ASSY RELE DE ARRANQUE	1	1	1	1	
14	6G1-81952-00	HOLDER, RELAY SOSTEN DE RELE	1	1	1	1	
15	6E9-81945-70	PLATE, SWITCH FITTING PLACA ACCESORIA DE INTERRUPT.	1	1	1	1	
16	97013-06016	BOLT PERNO	1	1	1	1	
17	92903-06600	WASHER, PLATE RONDANA SENCILLA	1	1	1	1	
18	6G5-82152-00	HOLDER, FUSE PORTA-FUSIBLES	1	1	1	1	
19	6H1-85542-00-94	BRACKET SOPORTE	1	1	1	1	
20	90480-09M25	GROMMET TAPON	6	6	6	6	
21	90387-06M03	COLLAR ESPACIADOR	3	3	3	3	
22	90119-06M75	BOLT, WITH WASHER TORNILLO CON ARANDELA	2	2	2	2	
23	90109-06M39	BOLT PERNO	1	1	1	1	
24	90201-06M31	WASHER, PLATE ARANDELA PLANA	1	1	1	1	
25	6H1-81916-00	COVER, TERMINAL CUBIERTA DE TERMINAL	1	1	1	1	
26	90159-06M11	SCREW, WITH WASHER TORNILLO CON VALONA	2	2	2	2	
27	663-82370-01	PLUG CAP ASSY TAPON DE BUJIA COMPLT	3	3	3	3	

FIG. 9 ELECTRICAL 1

EQUIPO ELECTRICO 1

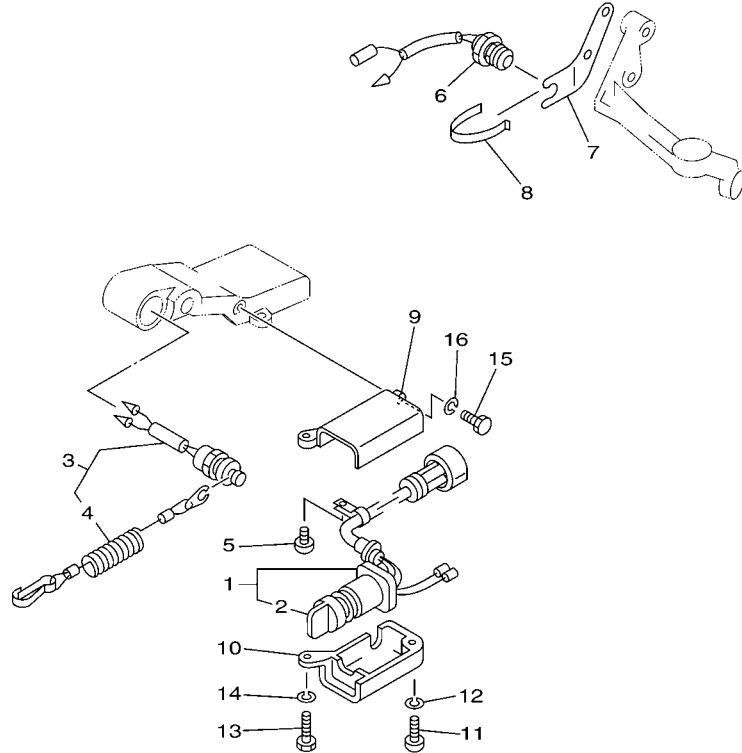


6880010-0081

REF. NO.	PART NO. CODIGO Nº	DESCRIPTION DESCRIPCION	ET	TUNA	ED	EHD	REMARKS OBSERVACIONES
27	6G1-82370-21	PLUG CAP ASSY TAPON DE BUJIA COMPLT	3		3	3	85A-FOR CAR(CE) 85A-FOR CAR(CE)
28	688-82560-10	THERMO SWITCH ASSY INTER. DE TERMO	1	1	1	1	
29	688-82588-01	PLATE PLACA	1	1	1	1	
30	688-82590-17	WIRE HARNESS ASSY (10P) CONJUNTO DE CABLES (10P)	1				
	688-82590-04	WIRE HARNESS ASSY (7P) CONJUNTO DE CABLES (7P)		1	1		
	688-82590-30	WIRE HARNESS ASSY (10P) CONJUNTO DE CABLES (10P)				1	
31	663-82151-00	.FUSE (12V-20A) .FUSIBLE (12V-20A)	1	1	1	1	
32	6H0-82105-02	WIRE HARNESS ARNES DE CABLES	1	1	1	1	
33	6H0-82117-00	WIRE, LEAD CABLE CONDUCTOR	1	1	1	1	
34	697-82519-00	WIRE, EARTH LEAD CABLE CONDUCTOR A TIERRA	1	1	1	1	
35	688-82594-00	CLAMP GRAMPA	1	1	1	1	
36	61A-81950-00	RELAY ASSY RELE COMPLETO	1				
37	97095-06025	BOLT PERNO	2				
38	92995-06600	WASHER ARANDELA	2				
39	682-82119-01	COVER, LEAD WIRE CUBIERTA DE CABLE CONDUCTOR	2				
40	6H0-81949-10	WIRE, LEAD CABLE CONDUCTOR	1				
41	6H0-81949-01	WIRE, LEAD CABLE CONDUCTOR	1				
42	682-82119-01	COVER, LEAD WIRE CUBIERTA DE CABLE CONDUCTOR	1				

FIG. 10 ELECTRICAL 2

EQUIPO ELECTRICO 2

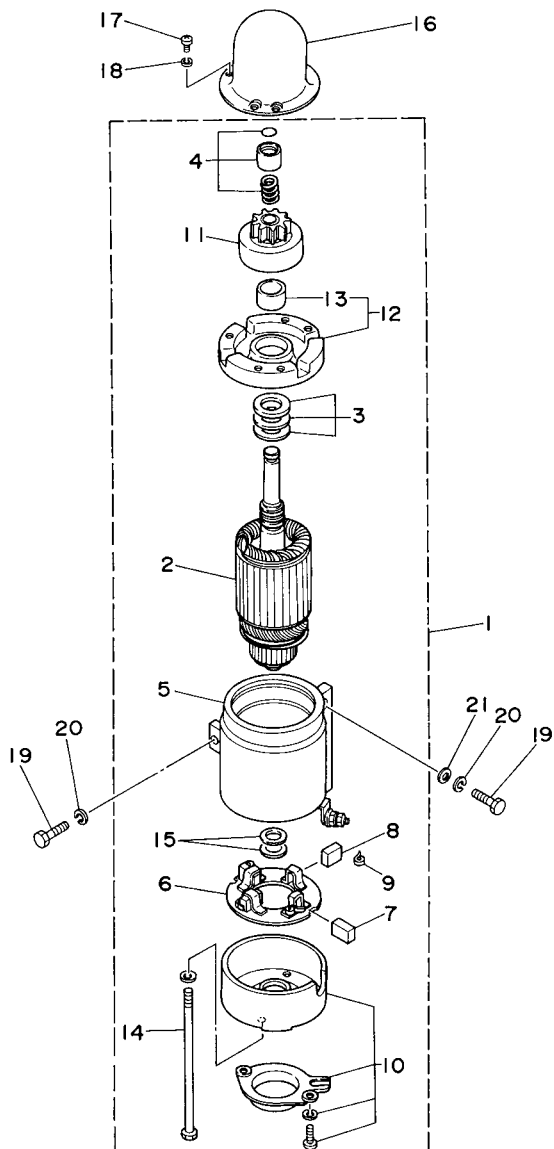


REF. NO.	PART NO. CODIGO Nº	DESCRIPTION DESCRIPCION	ET	TUNA	ED	EHD	REMARKS OBSERVACIONES
1	6H3-82510-20	MAIN SWITCH ASSY CONJUNTO DE LLAVE IGNICION				1	
2	676-82577-00	.CAP, KEY .TAPA				1	
3	688-82575-10	ENGINE STOP SWITCH ASSY INTERRUPTOR DE PARADA COMPL				1	
4	682-82556-00	.LANYARD, STOP SWITCH .RETENER				1	
5	97885-06012	SCREW, PAN HEAD TORNILLO A MUESCA				1	
6	688-82540-11	NEUTRAL SWITCH ASSY INTERRUPTOR NEUTRAL COMPL				1	
7	663-82554-01	STAY, NEUTRAL SWITCH SOPORTE INTERRUPTOR DE NEUTRAL				1	
8	663-82555-01	DAMPER, MAIN SWITCH 1 AMORT.DE INTER.PPAL.1				1	
9	697-8252E-02-4D	COVER, MAIN SWITCH 1 CUBIELA INTERRUPTOR PRINC.1				1	
10	697-8252F-02-4D	COVER, MAIN SWITCH 2 CUBIELA INTERRUPTOR PRINC.2				1	
11	97880-06025	SCREW, PAN HEAD TORNILLO DE CABEZA CON PLANA				1	
12	92990-06100	WASHER, SPRING ARANDELA PLANA				1	
13	97013-06030	BOLT PERNO				1	
14	92903-06100	WASHER, SPRING RONDANA SENCILLA				1	
15	97013-06020	BOLT PERNO				1	
16	92903-06100	WASHER, SPRING RONDANA SENCILLA				1	


63S2561-C090

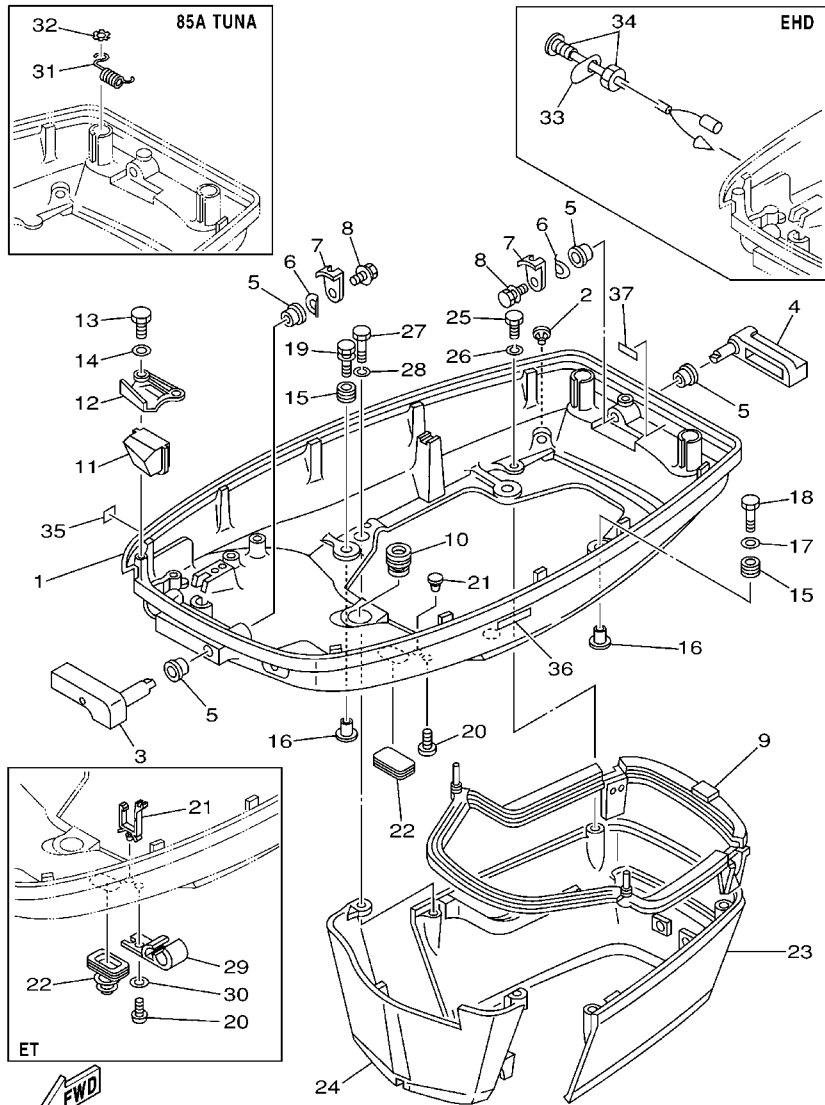
FIG. 11 STARTING MOTOR

MOTOR DE ARRANQUE




6880010-5090

REF. NO.	PART NO. CODIGO Nº	DESCRIPTION DESCRIPCION	ET	TUNA	ED	EHD	REMARKS OBSERVACIONES
1	688-81800-12	STARTING MOTOR ASSY MOTOR DE ARRANQUE COMPLETO	1	1	1	1	
2	676-81850-11	.ARMATURE ASSY .INDUCIDO COMPLETO	1	1	1	1	
3	676-81809-10	.WASHER KIT .JUEGO DE ARANDELA	1	1	1	1	
4	676-81857-10	.PINION STOPPER SET .JUEGO TAPON PINON	1	1	1	1	
5	688-81810-11	.STATOR ASSY .ESTATOR COMPLETO	1	1	1	1	
6	663-81840-11	.BRUSH HOLDER ASSY .SOSTEN DE ESCOBILLA COMPLETO	1	1	1	1	
7	663-81811-11	.BRUSH 1 .ESCOBILLA 1	2	2	2	2	
8	663-81812-11	.BRUSH 2 .ESCOBILLA 2	2	2	2	2	
9	663-81813-10	.SPRING, BRUSH .RESORTE DE ESCOBILLA	4	4	4	4	
10	663-81820-12	.REAR BRACKET ASSY .CUBIERTA TRASERA COMPL	1	1	1	1	
11	663-81832-11	.PINION ASSY .PINON COMPL.	1	1	1	1	
12	688-81830-11	.FRONT BRACKET ASSY .SOPORTE DELANTERO COMPLETO	1	1	1	1	
13	688-81831-00	.METAL, FRONT .METAL, DELANTERO	1	1	1	1	
14	663-81826-10	.BOLT .PERNO	2	2	2	2	
15	688-81824-00	.WASHER 2 .ARANDELA 2	2	2	2	2	
16	688-81842-00	COVER TAPA	1	1	1	1	
17	97880-04010	SCREW, PAN HEAD TORNILLO DE CABEZA CON PLANA	3	3	3	3	
18	92990-04600	WASHER, PLATE ARANDELA PLANA	3	3	3	3	
19	97013-08030	BOLT PERNO	3	3	3	3	
20	92903-08100	WASHER, SPRING RONDANA SENCILLA	3	3	3	3	
21	92990-08600	WASHER, PLATE ARANDELA PLANA	2	2	2	2	

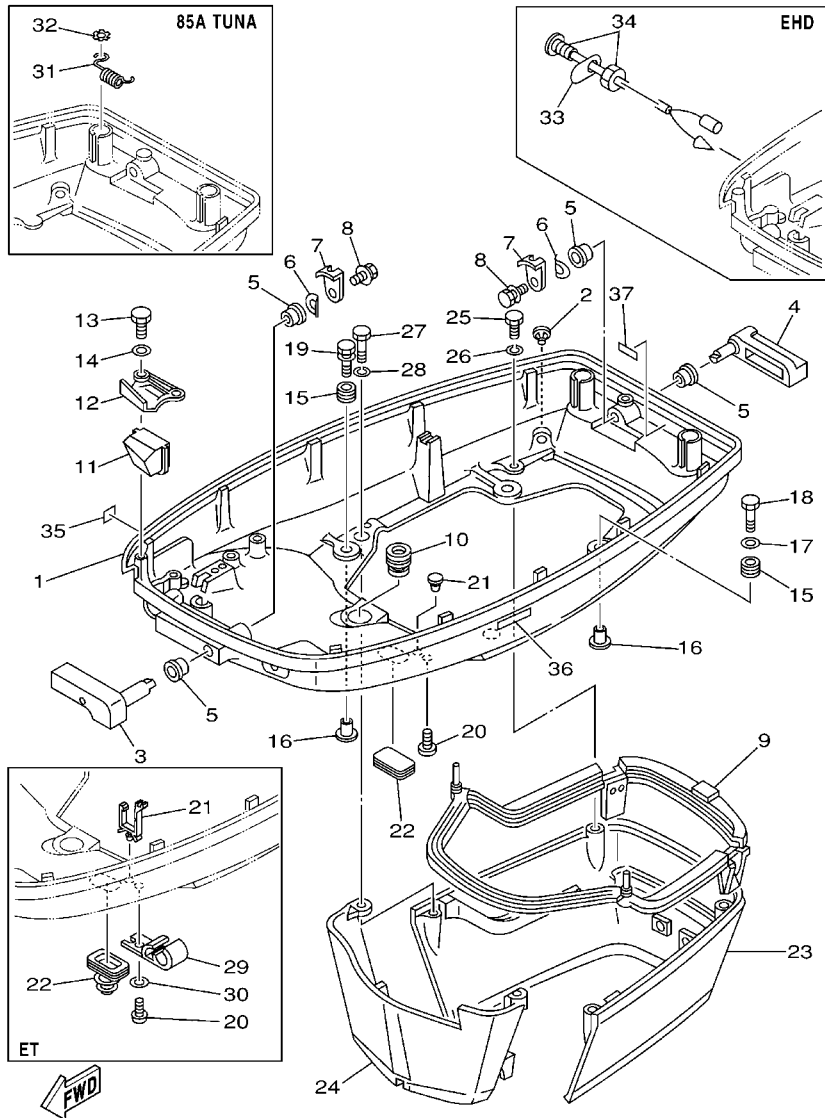


6881200-2120

FIG. 12 BOTTOM COWLING

CUBIERTA INFERIOR

REF. NO.	PART NO. CODIGO Nº	DESCRIPTION DESCRIPCION	ET	TUNA	ED	EHD	REMARKS OBSERVACIONES
1	688-42711-04-4D	COWLING, BOTTOM 1 CUBIERTA INFERIOR 1	1	1	1		
	692-42711-02-4D	COWLING, BOTTOM 1 CUBIERTA INFERIOR 1				1	
2	6H3-44391-01	NIPPLE, HOSE NIPLE MANGUERA	1	1	1	1	
3	688-42815-01-4D	LEVER, CLAMP PALANCA ABRAZADERA	1	1	1	1	
4	688-42817-01-4D	LEVER, CLAMP PALANCA ABRAZADERA	1	1	1	1	
5	90386-13M38	BUSH BUJE	4	4	4	4	
6	90206-13019	WASHER, WAVE ARANDELA ONDULADA	2	2	2	2	
7	688-42816-00	LEVER, CLAMP PALANCA ABRAZADERA	2			2	85A-TUNA 85A-TUNA
	688-42816-60	LEVER, CLAMP PALANCA ABRAZADERA		2			
8	90119-06M09	BOLT, WITH WASHER TORNILLO CON ARANDELA	2	2	2	2	
9	688-42716-02	RUBBER, SEAL 1 SELLO DE GOMA 1	1	1	1	1	
10	663-42724-00	GROMMET TAPON	1	1	1	1	
11	688-42725-10	GROMMET TAPON	1				
	688-42725-02	GROMMET TAPON		1	1		
	692-42725-00	GROMMET TAPON				1	
12	688-42738-01-94	PLATE, FITTING PLACA DE AJUSTE	1	1	1	1	
13	97095-06016	BOLT PERNO	2	2	2	2	
14	92995-06600	WASHER ARANDELA	2	2	2	2	
15	90480-09M12	GROMMET TAPON	4	4	4	4	
16	90387-06M69	COLLAR ESPACIADOR	4	4	4	4	
17	90201-06416	WASHER, PLATE ARANDELA PLANA	1	1	1	1	
18	97095-06030	BOLT PERNO	1	1	1	1	
19	90119-06M61	BOLT, WITH WASHER TORNILLO CON ARANDELA	3	3	3	3	
20	90157-06M01	SCREW, PAN HEAD TORNILLO CABEZA CONICA PLANA	1				
	90338-05M03	PLUG TAPON		1	1	1	
21	90464-09M13	CLAMP BRIDA	1				
	703-82119-00	COVER, LEAD WIRE CUBIERTA DE CABLE CONDUCTOR		1	1	1	



6881200-2120

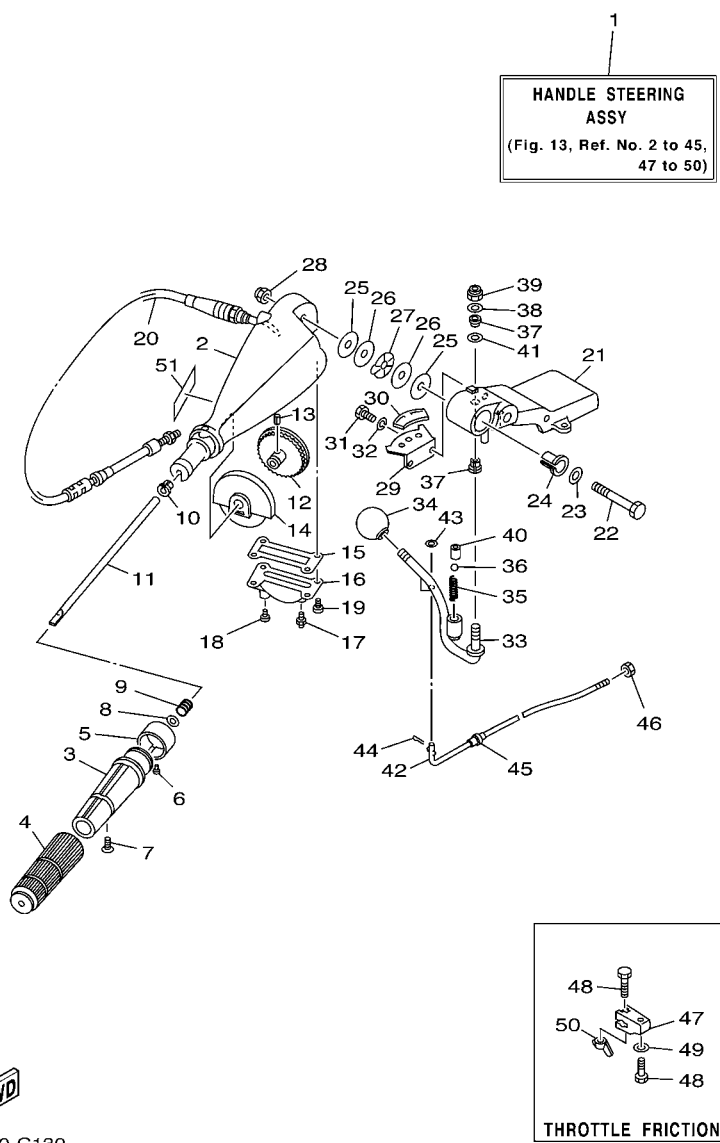
FIG. 12 BOTTOM COWLING

CUBIERTA INFERIOR

REF. NO.	PART NO. CODIGO Nº	DESCRIPTION DESCRIPCION	ET	TUNA	ED	EHD	REMARKS OBSERVACIONES
22	688-42726-10	GROMMET TAPON	1				
	6H4-42726-00	GROMMET TAPON		1	1	1	
23	688-42741-01-4D	APRON MANDIL	1	1	1	1	
24	688-42771-01-4D	APRON MANDIL	1	1	1	1	
25	97095-06020	BOLT PERNO	2	2	2	2	
26	92995-06100	WASHER, SPRING ARANDELA	2	2	2	2	
27	97095-06030	BOLT PERNO	2	2	2	2	
28	92995-06100	WASHER, SPRING ARANDELA	2	2	2	2	
29	6E5-24367-01	CLAMP, FUEL PIPE 2 GRAMPA DE TUBO DE COMBUST.2	1				
30	92990-06600	WASHER, PLATE ARANDELA PLANA	1				
31	90506-12M30	SPRING, TENSION RESORTE DE TENSION	1				85A-TUNA 85A-TUNA
32	90183-10M04	NUT, SPRING TUERCA DE RESORTE	1				85A-TUNA 85A-TUNA
33	692-85415-00	MARK, SIGNAL LAMP MARCO DE FOCO DE SENAL				1	
34	6H4-85411-00	OVERHEAT WARNING LAMP CALENTAR DEMASIADO DEL ALARMA				1	
35	6A1-28176-00	LABEL, CAUTION ETIQUETA DE PRECAUCION	1	1	1		85A-FOR CAR(CE) 85A-FOR CAR(CE)
36	6E3-8257H-00	PLATE, MARK PLACA DE MARCA	1		1	1	85A-FOR CAR(CE) 85A-FOR CAR(CE)
37	6G5-42791-00	MARK 1 MARCA 1	1	1	1	1	
	6G5-42791-10	MARK 1 MARCA 1	1		1	1	CHN,85A-CAR(CE) CHN,85A-CAR(CE)

FIG. 13 STEERING

DIRECCION



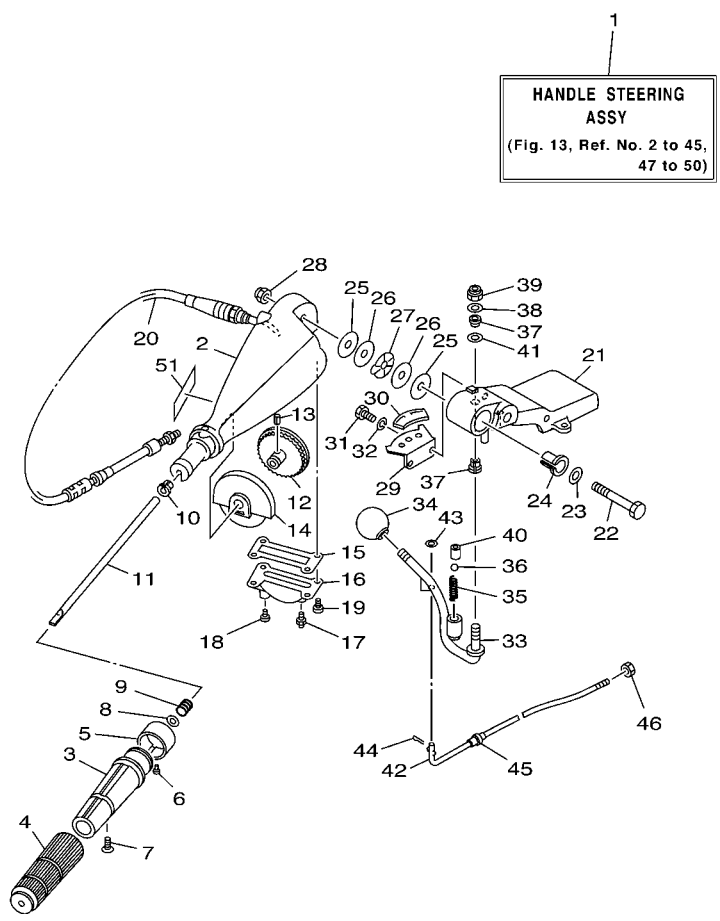
6883200-C130

D3

REF. NO.	PART NO. CODIGO Nº	DESCRIPTION DESCRIPCION	ET	TUNA	ED	EHD	REMARKS OBSERVACIONES
1	692-W0084-11-4D	HANDLE STEERING ASSY CONJUNTO DE MANIJA				1	
2	692-42111-12-4D	HANDLE, STEERING MANIJA DE DIRECCION				1	
3	664-42119-00	GRIP, STEERING HANDLE MANGO, MANIJA DE DIRRECCION				1	
4	6F6-42177-A0	RUBBER, HANDLE HULE DE MANIJA				1	
5	692-42137-02	INDICATOR, THROTTLE INDICADOR ACELERADOR				1	
6	90269-02M09	RIVET REMACHE				1	
7	90149-05M13	SCREW TORNILLO DE REGLAJE				1	
8	92903-10600	WASHER, PLATE RONDANA SENCILLA				1	
9	90501-23215	SPRING, COMPRESSION RESORTE DE COMPRESION				1	
10	90386-08032	BUSH BUJE				1	
11	692-42115-00	SHAFT, STEERING HANDLE EJE MANIJA DE DIRECCION				1	
12	663-42138-00	LEVER, THROTTLE PLANCA DE ACELERACION				1	
13	90254-03003	PIN, SPRING PASADOR DE TIPO A RESORTE				1	
14	692-42135-00	HOUSING, THROTTLE LEVER CAJA PALANCA ACELERADOR				1	
15	663-42133-01	GASKET EMPAQUE				1	
16	692-42134-03-94	COVER, THROTTLE LEVER CUBIERTA PALANCA ACELERADOR				1	
17	93700-06M03	NIPPLE, GREASE BOQUILLA DE ENGRASAR				1	
18	97885-06008	SCREW, PAN HEAD TORNILLO A MUESCA				1	
19	97885-05012	SCREW, PAN HEAD TORNILLO A MUESCA				4	
20	692-26301-03	THROTTLE CABLE ASSY CABLE DE ACELERADOR COMPLETO				1	
21	692-42121-02-4D	BRACKET SOPORTE				1	
22	90101-12M06	BOLT TORNILLO				1	
23	92990-12200	WASHER, PLAIN ARANDELA PLANA				1	
24	90386-12089	BUSH BUJE				1	
25	90202-12092	WASHER, PLATE ARANDELA DE PLANA				2	
26	90201-12537	WASHER, PLATE ARANDELA PLANA				2	
27	90206-12054	WASHER, WAVE ARANDELA ONDULADA				1	

FIG. 13 STEERING

DIRECCION

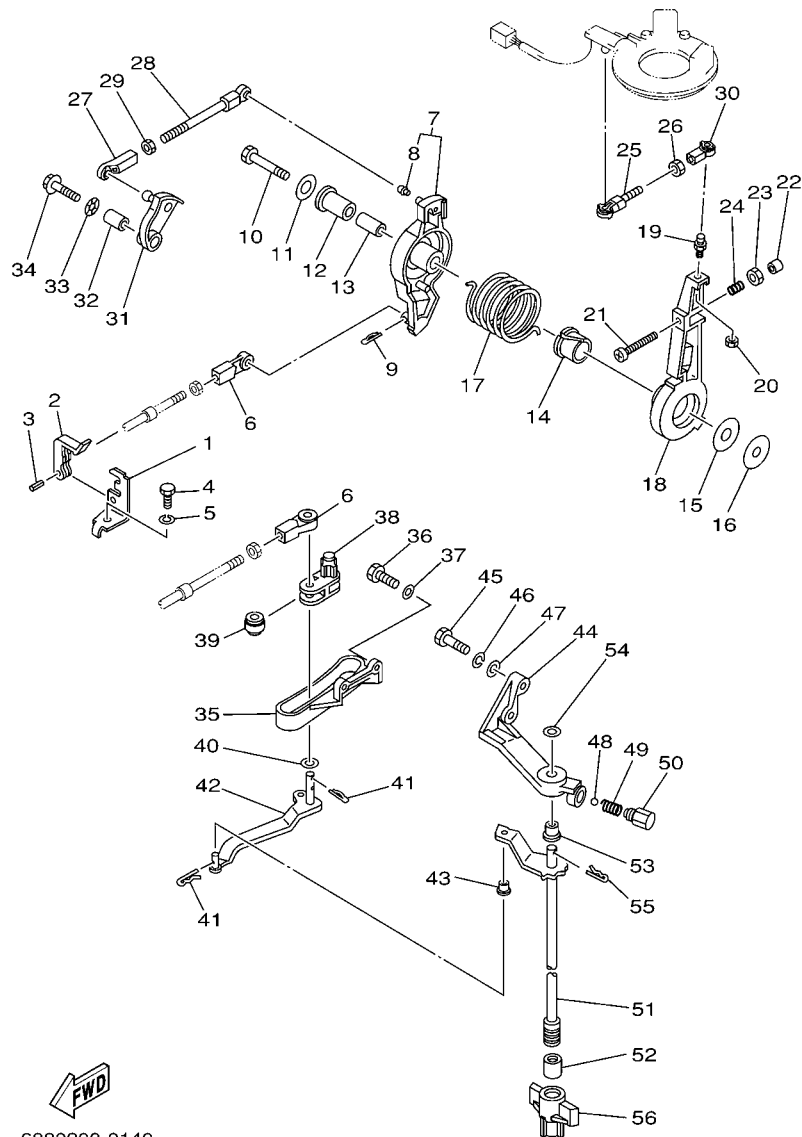


HANDLE STEERING ASSY
(Fig. 13, Ref. No. 2 to 45, 47 to 50)

THROTTLE FRICTION

FWD
6883200-C130

REF. NO.	PART NO. CODIGO Nº	DESCRIPTION DESCRIPCION	ET	TUNA	ED	EHD	REMARKS OBSERVACIONES
28	90185-12058	NUT, SELF-LOCKING TUERCA AUTOBLOCANTE				1	
29	697-44113-00	CAM PLATE, HANDLE PLACA DE LA LEVA DEL MANGO				1	
30	6K5-44191-00	INDICATOR, SHIFT INDICADOR DE CAMBIOS				1	
31	97013-06016	BOLT PERNO				2	
32	92903-06100	WASHER, SPRING RONDANA SENCILLA				2	
33	692-44159-01	HANDLE, GEAR SHIFT MANIJA DE CAMBIO DE MARCHAS				1	
34	663-44173-00	LEVER, SHIFT CONTROL PALANCA CONTROL CAMBIOS				1	
35	90501-16M17	SPRING, COMPRESSION RESORTE DE COMPRESION				1	
36	93515-32M01	BALL ESFERA				1	
37	90386-10009	BUSH BUJE				2	
38	90201-10120	WASHER, PLATE ARANDELA PLANA				1	
39	90185-10051	NUT, SELF-LOCKING TUERCA AUTOBLOCANTE				1	
40	90387-12M30	COLLAR ESPACIADOR				1	
41	90201-12M34	WASHER, PLATE ARANDELA PLANA				1	
42	692-42164-00	ROD, MANUAL SHIFT VARILLA DE CAMBIOS MANUAL				1	
43	92990-06600	WASHER, PLATE ARANDELA PLANA				1	
44	91490-25012	PIN, COTTER CHAVETA				1	
45	90386-06088	BUSH BUJE				1	
46	700-48339-00	NUT, CABLE END TUERCA TERMINAL				1	
47	663-42126-01	FRICTION, STEERING HANDLE GRIP FRICCION DE MANGO DIRECCION				1	
48	90101-06M27	BOLT TORNILLO				2	
49	92990-06600	WASHER, PLATE ARANDELA PLANA				1	
50	90175-06003	NUT, WING TUERCA MARIPOSA				1	
51	6E0-83627-41	LABEL, CAUTION 7 ETIQUETA DE PRECAUCION 7				1	

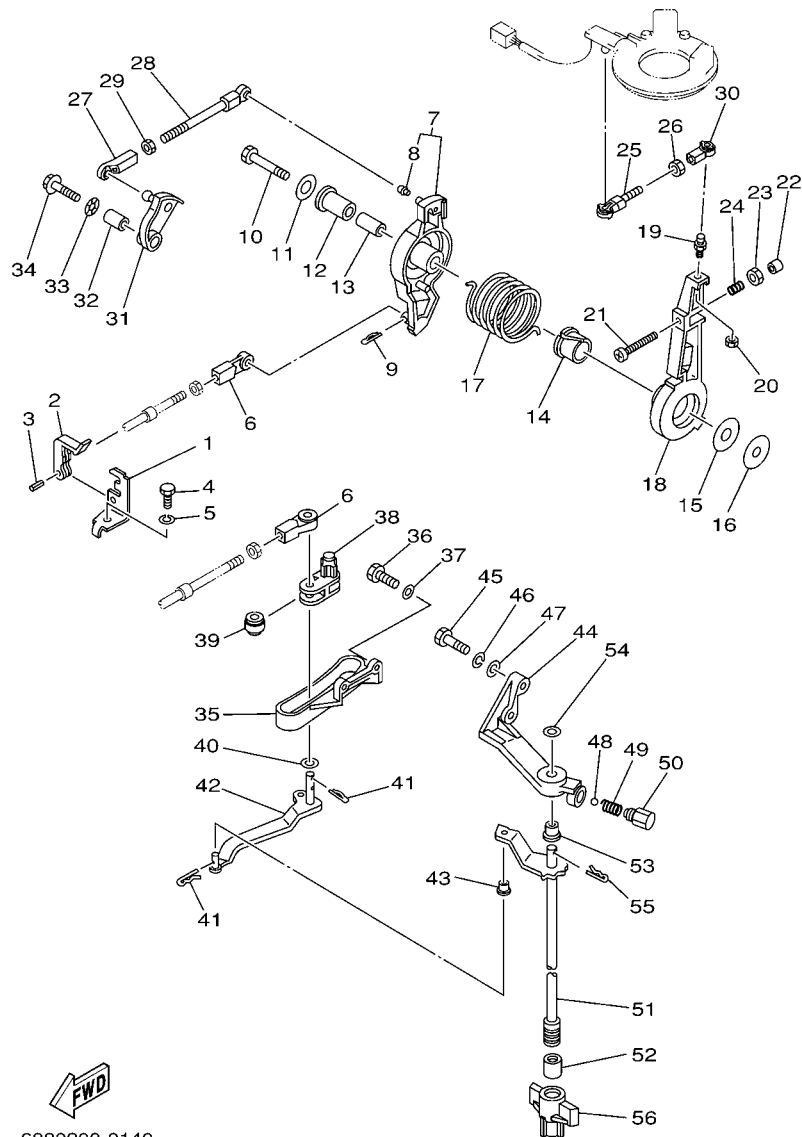


6880200-0140

FIG. 14 CONTROL

CONTROL

REF. NO.	PART NO. CODIGO Nº	DESCRIPTION DESCRIPCION	ET	TUNA	ED	EHD	REMARKS OBSERVACIONES
1	663-48531-00	BRACKET, REMOTE CONTROL SOPORTE DE CONTROL REMOTO	1	1	1	1	
2	663-48538-00	CLAMP, CABLE 1 GRAMPA DE CABLE	1	1	1	1	
3	91690-30012	PIN, SPRING PASADOR DE RESORTE	1	1	1	1	
4	97095-08016	BOLT PERNO	1	1	1	1	
5	92995-08100	WASHER ARANDELA	1	1	1	1	
6	663-48344-00	CABLE END, REMOTE CONTROL BASE CONTROL	2	2	2	2	
7	688-41632-01-94	LEVER, MAGNETO CONTROL PALANCA DE CONTROL DE MAGNETO	1	1	1	1	
8	662-41214-01	.JOINT 1 .CONECTOR	1	1	1	1	
9	90468-18008	CLIP PRESILLA	1	1	1	1	
10	97095-08045	BOLT PERNO	1	1	1	1	
11	90201-08M23	WASHER, PLATE ARANDELA PLANA	1	1	1	1	
12	90386-12089	BUSH BUJE	1	1	1	1	
13	90387-08M16	COLLAR ESPACIADOR	1	1	1	1	
14	90386-22M13	BUSH BUJE	1	1	1	1	
15	90202-12092	WASHER, PLATE ARANDELA DE PLANA	1	1	1	1	
16	90201-08M13	WASHER, PLATE ARANDELA PLANA	1	1	1	1	
17	90508-29M05	SPRING, TORSION RESORTE DE TORSION	1	1	1	1	
18	688-41631-01-94	LEVER, MAGNETO CONTROL PALANCA DE CONTROL DE MAGNETO	1	1	1	1	
19	663-85518-00	JOINT, BALL CONECTOR	1	1	1	1	
20	95303-05700	NUT TUERCA	1	1	1	1	
21	90157-06013	SCREW, PAN HEAD TORNILLO CABEZA CONICA PLANA	1	1	1	1	
22	688-44194-00	CAP TAPA	1	1	1	1	
23	95303-06600	NUT TUERCA	1	1	1	1	
24	90501-16M12	SPRING, COMPRESSION RESORTE DE COMPRESION	1	1	1	1	
25	682-41237-50	JOINT, LINK CONECTOR	1	1	1	1	
26	95380-05600	NUT TUERCA	1	1	1	1	
27	682-41237-00	JOINT, LINK CONECTOR	1	1	1	1	

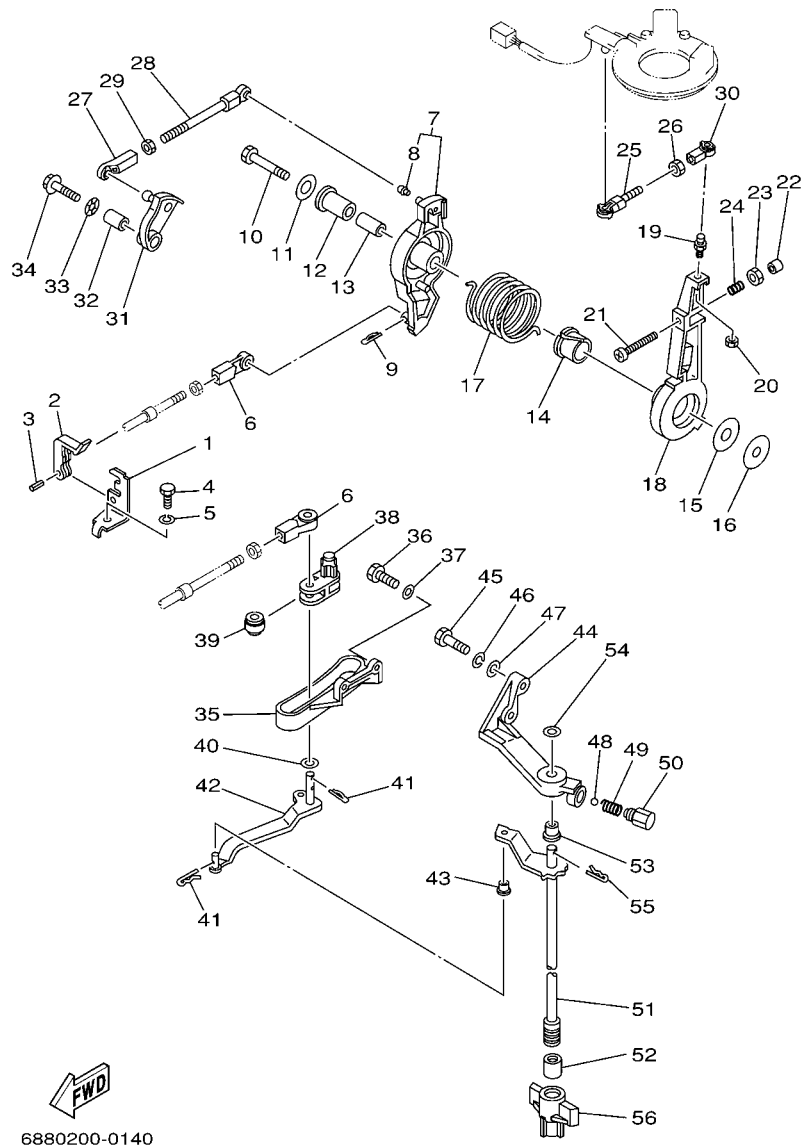


FWD
6880200-0140

FIG. 14 CONTROL

CONTROL

REF. NO.	PART NO. CODIGO Nº	DESCRIPTION DESCRIPCION	ET	TUNA	ED	EHD	REMARKS OBSERVACIONES
28	688-41211-01	LINK, ACCEL. ESLABON, ACELERADOR	1	1	1	1	
29	95380-05600	NUT TUERCA	1	1	1	1	
30	682-41237-00	JOINT, LINK CONECTOR	1	1	1	1	
31	688-41213-00	CAM, ACCEL. LEVA ACELERADOR	1	1	1	1	
32	90387-06M17	COLLAR ESPACIADOR	1	1	1	1	
33	90206-10M04	WASHER, WAVE ARANDELA ONDULADA	1	1	1	1	
34	90119-06M24	BOLT, WITH WASHER TORNILLO CON ARANDELA	1	1	1	1	
35	688-44117-00-94	BRACKET SOPORTE	1	1	1	1	
36	97013-06020	BOLT PERNO	2	2	2	2	
37	92903-06600	WASHER, PLATE RONDANA SENCILLA	2	2	2	2	
38	688-44124-00	LINK, SHIFT ROD ESLABON	1	1	1	1	
39	688-44122-00	BUSHING, SHIFT ROD LEVER BUJE PALANCA VARILLA DE CAMBIO	1	1	1	1	
40	90202-07M07	WASHER, PLATE ARANDELA DE PLANA	1	1	1	1	
41	90468-18008	CLIP PRESILLA	3	3	3	3	
42	688-44121-02	LEVER, SHIFT ROD PALANCA VARILLA CAMBIOS	1	1	1	1	EXCEPT 85A-MYS,KOR
6H1-44121-00	LEVER, SHIFT ROD PALANCA VARILLA CAMBIOS	1		1	1		85A-MYS,KOR 85A-MYS,KOR
43	90386-06M12	BUSH BUJE	1	1	1	1	EXCEPT 85A-MYS,KOR
44	688-44118-01-94	BRACKET SOPORTE	1	1	1	1	EXCEPT 85A-MYS,KOR
45	97013-08030	BOLT PERNO	2	2	2	2	
46	92903-08100	WASHER, SPRING RONDANA SENCILLA	2	2	2	2	
47	92903-08600	WASHER, PLATE RONDANA SENCILLA	2	2	2	2	
48	93501-04M02	BALL BOLA	1	1	1	1	
49	90501-12082	SPRING, COMPRESSION RESORTE DE COMPRESION	1	1	1	1	
50	648-42715-00	BUSHING BUJE	1	1	1	1	
51	688-44120-12	HANDLE GEAR SHIFT ASSY MANIJA DE CAMBIO COMPL	1	1	1	1	L (20.3")
6H1-44120-12	HANDLE GEAR SHIFT ASSY MANIJA DE CAMBIO COMPL	1		1	1		L (20.3") 85A-MYS,KOR L (20.3") 85A-MYS,KOR
692-44120-32	HANDLE GEAR SHIFT ASSY MANIJA DE CAMBIO COMPL					1	Y (22.5") Y (22.5")



6880200-0140

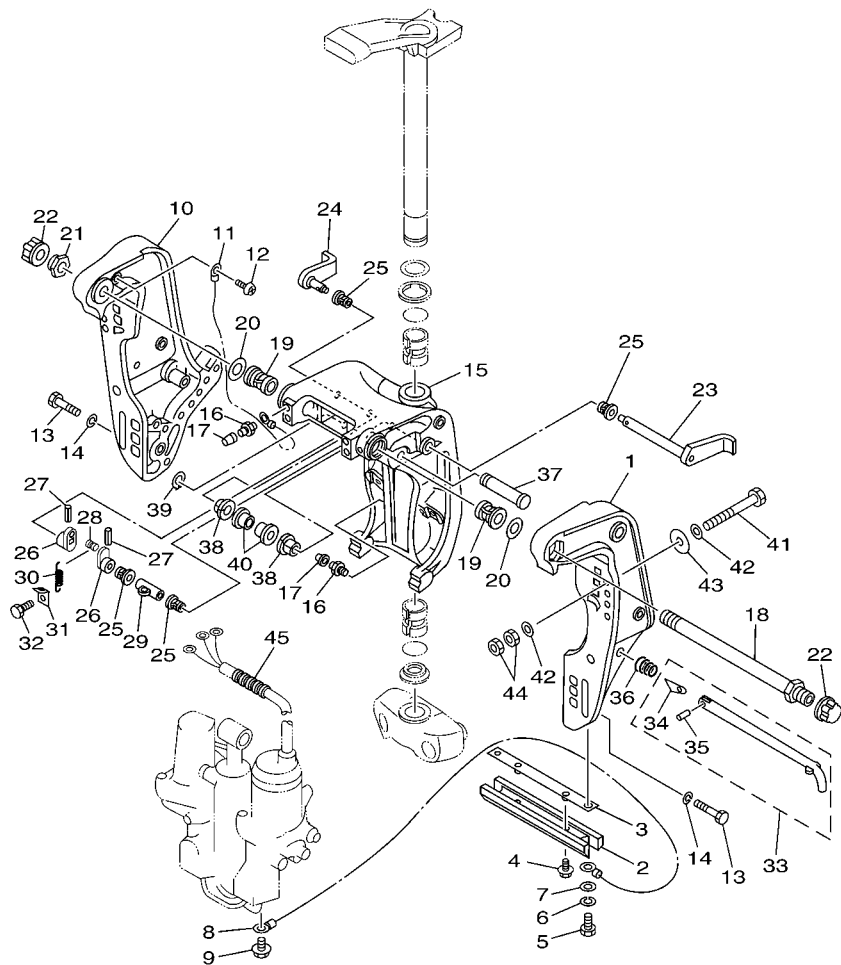
FIG. 14 CONTROL

CONTROL

REF. NO.	PART NO. CODIGO Nº	DESCRIPTION DESCRIPCION	ET	TUNA	ED	EHD	REMARKS OBSERVACIONES
51	688-44120-22	HANDLE GEAR SHIFT ASSY MANIJA DE CAMBIO COMPL	1			1	X (25.3") X (25.3")
52	696-44147-00	BOOT, SHIFT ROD HULE DE VARILLA	1	1	1	1	EXCEPT 85A-MYS,KOR EXCEPT 85A-MYS,KOR
53	90386-08006	BUSH BUJE	1	1	1	1	EXCEPT 85A-MYS,KOR EXCEPT 85A-MYS,KOR
	90386-07M58	BUSH BUJE	1		1	1	85A-MYS,KOR 85A-MYS,KOR
54	92990-08200	WASHER, PLAIN ARANDELA PLANA	1	1	1	1	
55	90468-18008	CLIP PRESILLA	1	1	1	1	
56	697-43662-00	GUIDE, REVERSE ROD GUIA DE LA VARILLA DE REVERSE	1	1	1	1	EXCEPT 85A-MYS,KOR EXCEPT 85A-MYS,KOR

FIG. 15 BRACKET 1

SOPORTE 1

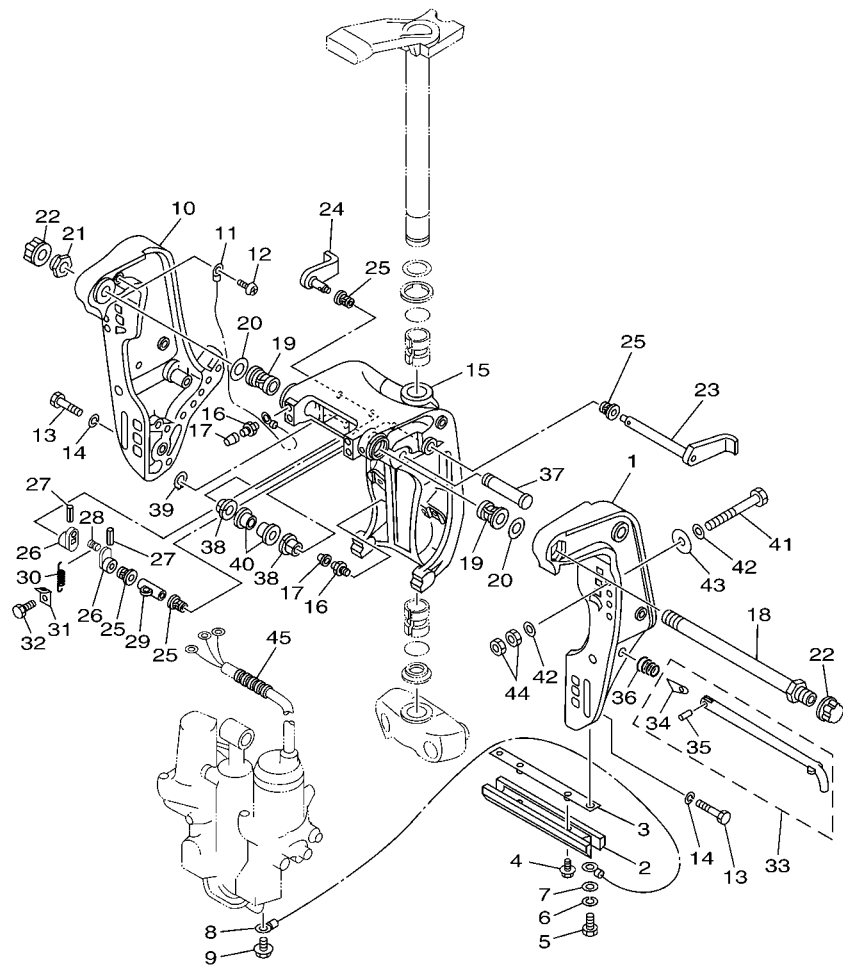


6885700-E120

REF. NO.	PART NO. CODIGO Nº	DESCRIPTION DESCRIPCION	ET	TUNA	ED	EHD	REMARKS OBSERVACIONES
1	6H1-43111-01-4D	BRACKET, CLAMP 1 SOPORTE DE LA ABRAZADERA 1	1				
2	6H1-45251-03	ANODE CATODE	1				
3	6H1-44526-00	PLATE PLACA 1	1				
4	90119-06M29	BOLT, WITH WASHER TORNILLO CON ARANDELA	2				
5	97095-06016	BOLT PERNO	2				
6	92995-06100	WASHER, SPRING ARANDELA	2				
7	92995-06600	WASHER ARANDELA	2				
8	6H1-82148-00	WIRE, LEAD 4 CABLE CONDUCTOR 4	1				
9	97595-06510	BOLT, WITH WASHER PERNO CON ARANDELA	1				
10	6H1-43112-00-4D	BRACKET, CLAMP 2 SOPORTE DE LA ABRAZADERA 2	1				
11	6E5-82148-00	WIRE, LEAD 4 CABLE CONDUCTOR 4	1				
12	97880-06012	SCREW, PAN HEAD TORNILLO DE CABEZA CON PLANA	1				
13	97095-10045	BOLT PERNO	6				
14	92995-10100	WASHER ARANDELA	6				
15	6H1-43311-02-4D	BRACKET, SWIVEL 1 SOPORTE GIRATORIO 1	1				
16	93700-06M03	NIPPLE, GREASE BOQUILLA DE ENGRASAR	3				
17	663-45119-00	CAP, GREASE NIPPLE TAPA DE GRASERA	3				
18	688-43131-03	BOLT, CLAMP BRACKET TORNILLO DE ABRAZADERA DEL SOP	1				
19	90386-22M15	BUSH BUJE	2				
20	90201-22M67	WASHER, PLATE ARANDELA PLANA	2				
21	90185-22043	NUT, SELF-LOCKING TUERCA AUTOBLOCANTE	1				
22	6G5-43145-01	CAP, CLAMP BRACKET TAPA	2				
23	6H1-43181-01	LEVER, TILT STOP PALANCA TOPE INCLINACION	1				
24	6H1-43185-01	LEVER, TILT STOP PALANCA TOPE INCLINACION	1				
25	90386-10M16	BUSH BUJE	4				
26	6G5-43148-00	COLLAR, DISTANCE COLLAR	2				
27	91690-30020	PIN, SPRING PASADOR DE RESORTE	2				

FIG. 15 BRACKET 1

SOPORTE 1

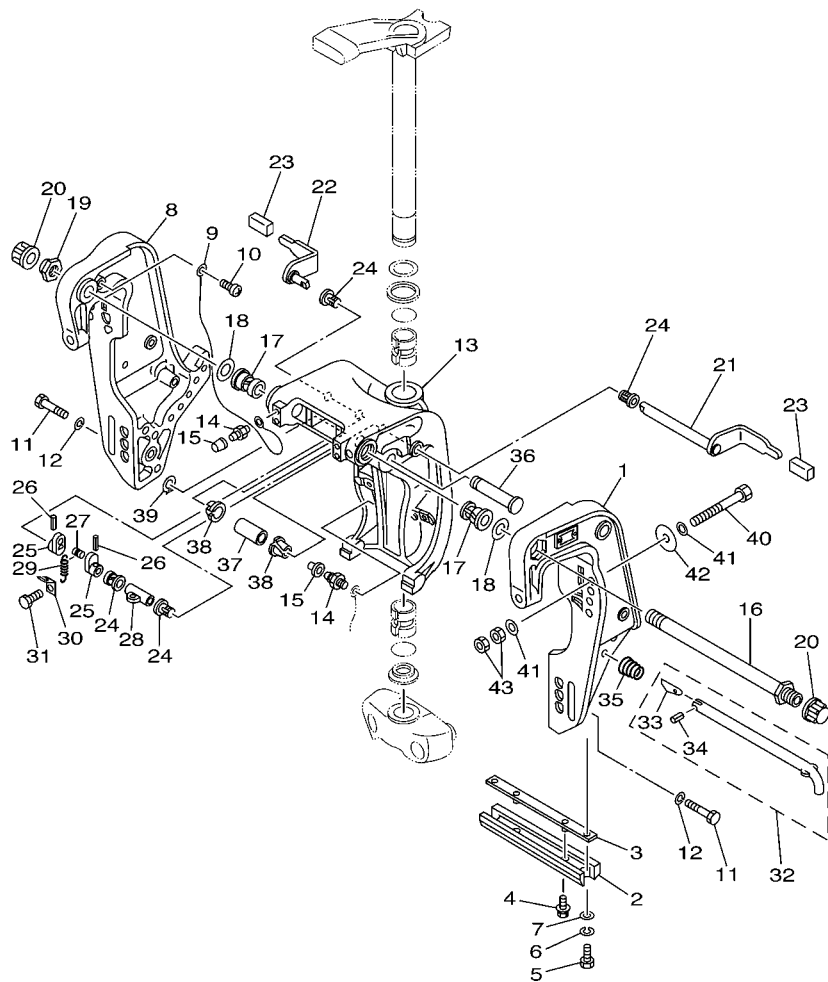


6885700-E120

REF. NO.	PART NO. CODIGO Nº	DESCRIPTION DESCRIPCION	ET	TUNA	ED	EHD	REMARKS OBSERVACIONES
28	90249-06M19	PIN PASADOR	1				
29	90387-10M02	COLLAR ESPACIADOR	1				
30	90506-14M24	SPRING, TENSION RESORTE DE TENSION	1				
31	6G5-43144-00	HOOK, SPRING GANCHO	1				
32	97095-06010	BOLT PERNO	1				
33	688-43160-01	TILT ROD ASSY VARILLA DE BASCULACION COMPL.	1				
34	688-43165-00	.PLATE, TILT LOCK .PLACA DE TOPE, VARILLA SEGUR	1				
35	91690-30012	.PIN, SPRING .PASADOR DE RESORTE	1				
36	90502-16M02	SPRING, CONICAL RESORTE CONICO	1				
37	6E5-43126-02	PIN, UPPER SHOCK MOUNT PASADOR DE AMORTIGUADOR SUPERI	1				
38	90386-18M35	BUSH BUJE	2				
39	93410-18M02	CIRCLIP SEGURO	1				
40	90386-18M63	BUSH BUJE	2				
41	90101-12M65	BOLT TORNILLO	4				
42	92995-12200	WASHER ARANDELA	8				
43	90201-12426	WASHER, PLATE ARANDELA PLANA	4				
44	95380-12600	NUT TUERCA	8				
45	90440-14M00	PIPE TUBO	1				

FIG. 16 BRACKET 2

SOPORTE 2

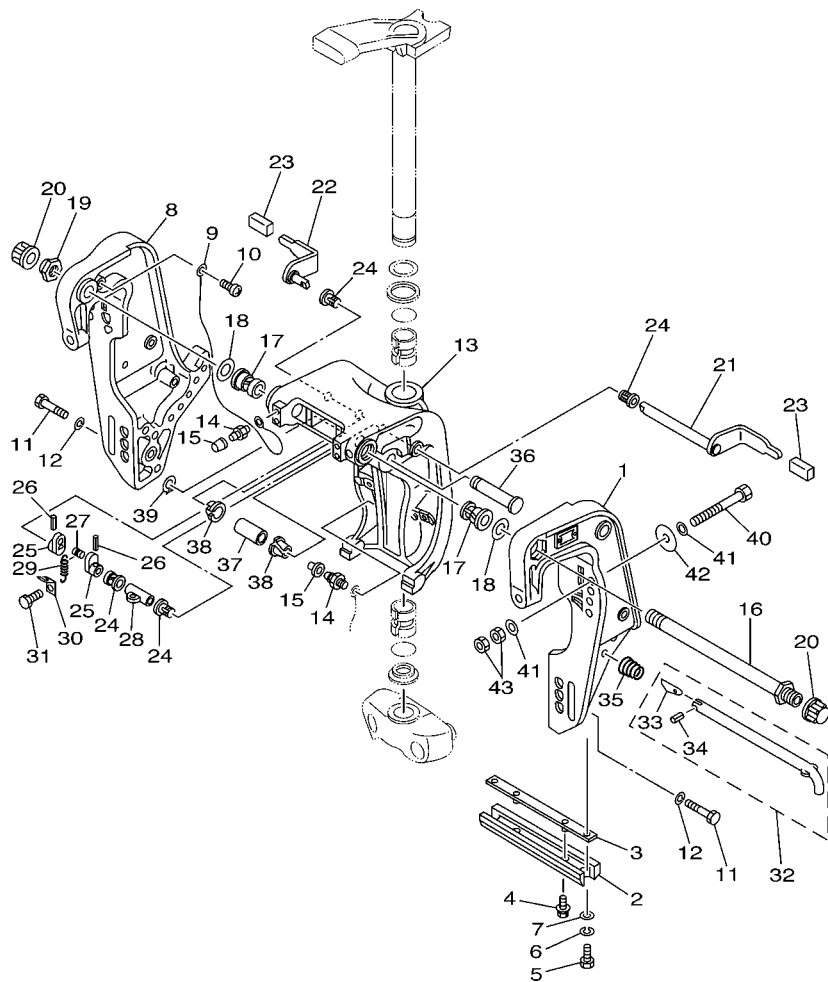


6882664-3120

REF. NO.	PART NO. CODIGO Nº	DESCRIPTION DESCRIPCION	ET	TUNA	ED	EHD	REMARKS OBSERVACIONES
1	688-43111-13-4D	BRACKET, CLAMP 1 SOPORTE DE LA ABRAZADERA 1			1	1	
2	6H1-45251-03	ANODE CATODE			1	1	
3	6H1-44526-00	PLATE PLACA 1			1	1	
4	90119-06M29	BOLT, WITH WASHER TORNILLO CON ARANDELA			2	2	
5	97095-06016	BOLT PERNO			2	2	
6	92995-06100	WASHER, SPRING ARANDELA			2	2	
7	92995-06600	WASHER ARANDELA			2	2	
8	688-43112-12-4D	BRACKET, CLAMP 2 SOPORTE DE LA ABRAZADERA 2			1	1	
9	6E5-82148-00	WIRE, LEAD 4 CABLE CONDUCTOR 4			1	1	
10	97880-06012	SCREW, PAN HEAD TORNILLO DE CABEZA CON PLANA			1	1	
11	97095-10045	BOLT PERNO			6	6	
12	92995-10100	WASHER ARANDELA			6	6	
13	6H1-43311-02-4D	BRACKET, SWIVEL 1 SOPORTE GIRATORIO 1			1	1	
14	93700-06M03	NIPPLE, GREASE BOQUILLA DE ENGRASAR			3	3	
15	663-45119-00	CAP, GREASE NIPPLE TAPA DE GRASERA			3	3	
16	688-43131-03	BOLT, CLAMP BRACKET TORNILLO DE ABRAZADERA DEL SOP			1	1	
17	90386-22M15	BUSH BUJE			2	2	
18	90201-22M67	WASHER, PLATE ARANDELA PLANA			2	2	
19	90185-22043	NUT, SELF-LOCKING TUERCA AUTOBLOCANTE			1	1	
20	6G5-43145-01	CAP, CLAMP BRACKET TAPA			2	2	
21	688-43181-10	LEVER, TILT STOP PALANCA TOPE INCLINACION			1	1	
22	688-43185-10	LEVER, TILT STOP PALANCA TOPE INCLINACION			1	1	
23	663-43318-00	COVER CUBIERTA			2	2	
24	90386-10M16	BUSH BUJE			4	4	
25	6G5-43148-00	COLLAR, DISTANCE COLLAR			2	2	
26	91690-30020	PIN, SPRING PASADOR DE RESORTE			2	2	
27	90249-06M19	PIN PASADOR			1	1	

FIG. 16 BRACKET 2

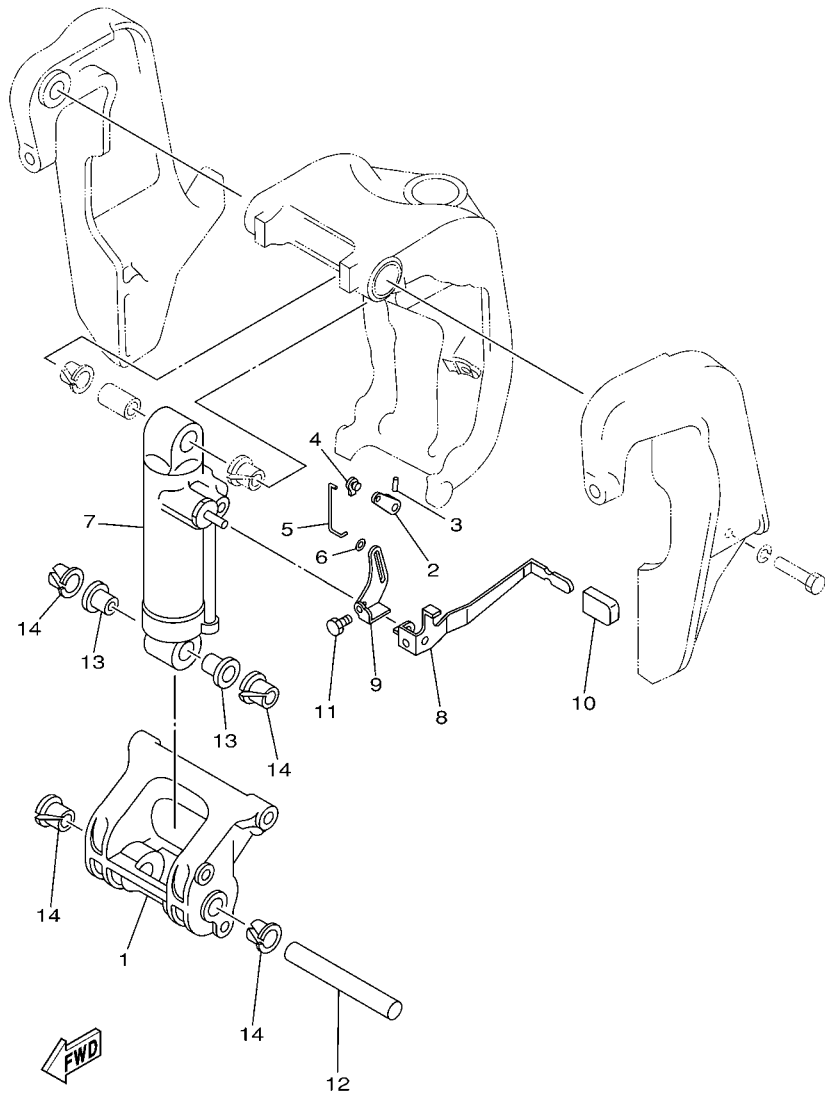
SOPORTE 2



FWD

6882664-3120

REF. NO.	PART NO. CODIGO Nº	DESCRIPTION DESCRIPCION	ET	TUNA	ED	EHD	REMARKS OBSERVACIONES
28	90387-10M02	COLLAR ESPACIADOR			1	1	
29	90506-14M24	SPRING, TENSION RESORTE DE TENSION			1	1	
30	6G5-43144-00	HOOK, SPRING GANCHO			1	1	
31	97095-06010	BOLT PERNO			1	1	
32	688-43160-01	TILT ROD ASSY VARILLA DE BASCULACION COMPL.			1	1	
33	688-43165-00	.PLATE, TILT LOCK .PLACA DE TOPE, VARILLA SEGUR			1	1	
34	91690-30012	.PIN, SPRING .PASADOR DE RESORTE			1	1	
35	90502-16M02	SPRING, CONICAL RESORTE CONICO			1	1	
36	6E5-43126-02	PIN, UPPER SHOCK MOUNT PASADOR DE AMORTIGUADOR SUPERI			1	1	
37	90386-18M21	BUSH BUJE			1	1	
38	90386-18M35	BUSH BUJE			2	2	
39	93410-18M02	CIRCLIP SEGURO			1	1	
40	90101-12M65	BOLT TORNILLO			4	4	
41	92995-12200	WASHER ARANDELA			8	8	
42	90201-12426	WASHER, PLATE ARANDELA PLANA			4	4	
43	95380-12600	NUT TUERCA			8	8	



6H10010-0170

FIG. 17 BRACKET 3

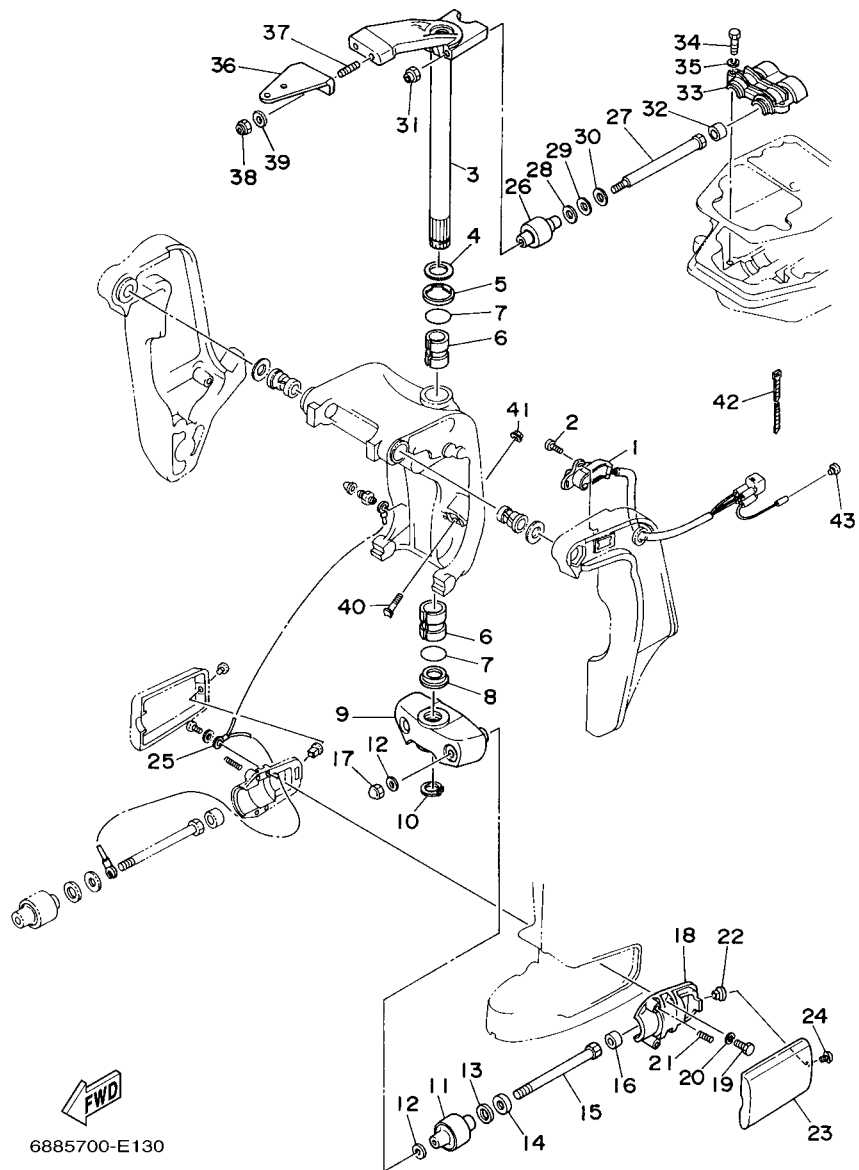
SOPORTE 3

REF. NO.	PART NO. CODIGO Nº	DESCRIPTION DESCRIPCION	ET	TUNA	ED	EHD	REMARKS OBSERVACIONES
1	688-43128-01-4D	SPACER, CLAMP BRACKET ESPACIADOR ABRAZADERA SOPORTE		1	1	1	
2	688-43186-00	LEVER PALANCA			1	1	
3	91690-30020	PIN, SPRING PASADOR DE RESORTE			1	1	
4	6J8-41262-00	JOINT, CHOKE LEVER CONECTOR DE AHOGADOR			1	1	
5	688-43616-00	ROD, TILT LOCK VARILLA SEGURO DE INCLINACION			1	1	
6	90202-03M51	WASHER, PLATE ARANDELA DE PLANA			1	1	
7	688-43170-04-4D	SHOCK ABSORBER ASSY AMORTIGUADOR COMPL.		1	1	1	
8	688-43631-10	LEVER, TILT PALANCA DE INCLINACION		1	1	1	
9	688-43651-00	LEVER, REVERSE LOCK 1 PALANCA SEGURO DE RESERVA			1	1	
10	682-43318-01	COVER CUBIERTA		1	1	1	
11	97080-06010	BOLT PERNO		1	1	1	
12	688-43124-02	PIN, LOWER SHOCK MOUNT PASADOR DE AMORTIGUADOR INFERI		1	1	1	
13	90386-18M63	BUSH BUJE		2	2	2	
14	90386-18M35	BUSH BUJE		4	4	4	

FIG. 18 BRACKET 4

SOPORTE 4

REF. NO.	PART NO. CODIGO Nº	DESCRIPTION DESCRIPCION	ET	TUNA	ED	EHD	REMARKS OBSERVACIONES
1	6H1-83672-12	TRIM SENDER TRANSMISOR DE INCLINADOR	1				
2	97885-06016	SCREW, PAN HEAD TORNILLO A MUESCA	2				
3	688-42510-03-4D	STEERING BRACKET ASSY SOPORTE DIRECCION COMPL.	1	1	1		
4	90201-30M00	WASHER, PLATE ARANDELA PLANA	1	1	1		
5	90386-30M78	BUSH BUJE	1	1	1		
6	90386-30M77	BUSH BUJE	2	2	2		
7	93210-29M94	O-RING ANILLO O	2	2	2		
8	90386-30M60	BUSH BUJE	1	1	1		
9	663-44551-02-4D	HOUSING, LOWER MOUNT RUBBER CAJA AMORTIGUADOR INFERIOR HU	1	1	1		
10	93410-28M06	CIRCLIP SEGURO	1	1	1		
11	687-44555-00-94	MOUNT DAMPER, LOWER SIDE AMORTIGUADOR DE HULE LADO INFE	2	2	2		
12	90201-12M16	WASHER, PLATE ARANDELA PLANA	4	4	4		
13	90202-25M04	WASHER, PLATE ARANDELA DE PLANA	2	2	2		
14	90201-13M19	WASHER, PLATE ARANDELA PLANA	2	2	2		
15	90109-12261	BOLT PERNO	2	2	2		
16	663-44575-00	DAMPER, LOWER MOUNT RUBBER AMORTIGUADOR INFERIOR	2	2	2		
17	95380-12800	NUT, CROWN TUERCA	2	2	2		
18	687-44552-02-94	HOUSING, LOWER MOUNT RUBBER CAJA AMORTIGUADOR INFERIOR HU	2	2	2		
19	97075-08025	BOLT PERNO	4	4	4		
20	92995-08100	WASHER ARANDELA	4	4	4		
21	90501-14M08	SPRING, COMPRESSION RESORTE DE COMPRESION	4	4	4		
22	90179-06066	NUT TUERCA	2	2	2		
23	663-44553-01-4D	COVER, LOWER MOUNT CUBIERTA, AMORTIGUADOR INFERIOR	2	2	2		
24	97885-06016	SCREW, PAN HEAD TORNILLO A MUESCA	2	2	2		
25	688-82127-02	WIRE, LEAD 2 CABLE CONDUCTOR 2	1	1	1		
26	688-44514-00-94	MOUNT DAMPER, UPPER SIDE AMORTIGUADOR LADO SUPERIOR	2	2	2		
27	90101-10M49	BOLT TORNILLO	2	2	2		

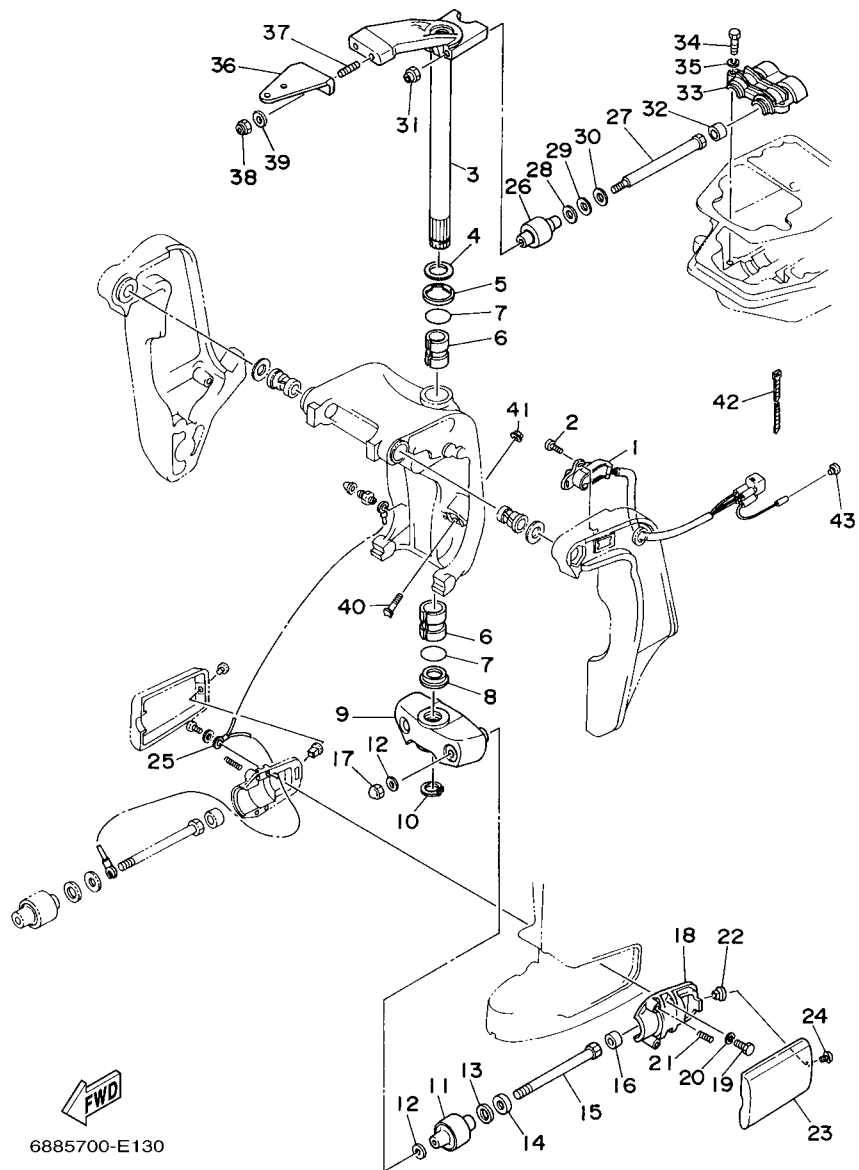


6885700-E130

FIG. 18 BRACKET 4

SOPORTE 4

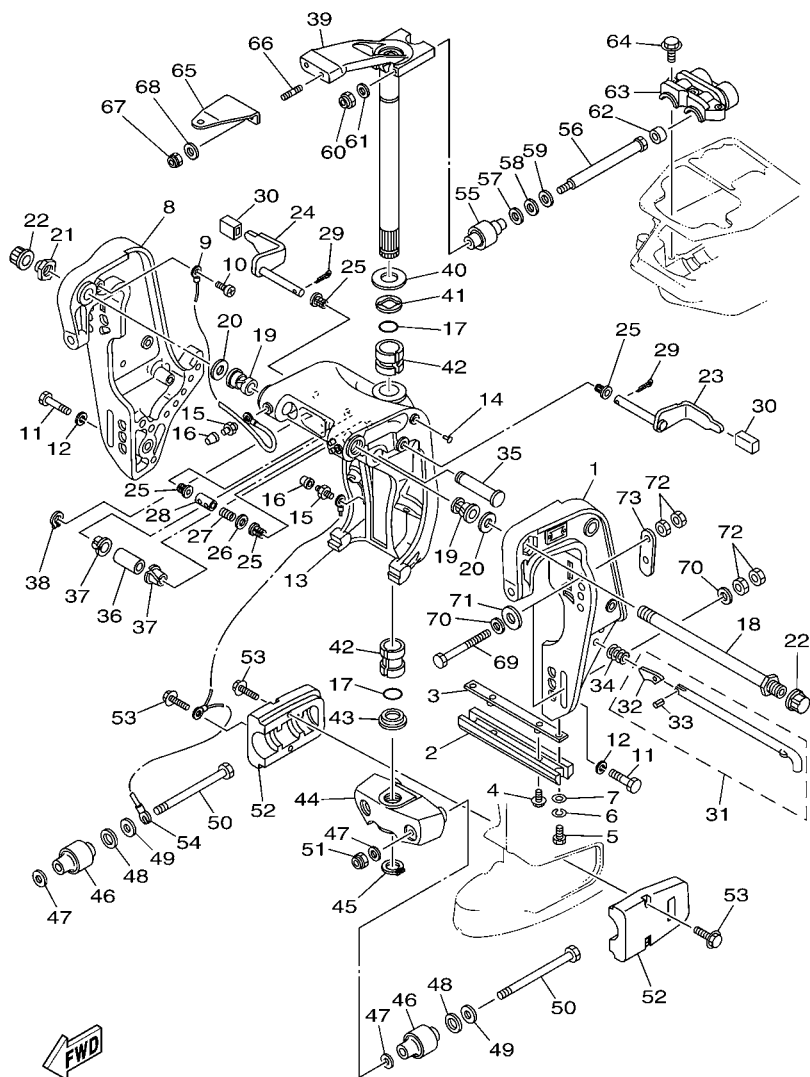
REF. NO.	PART NO. CODIGO Nº	DESCRIPTION DESCRIPCION	ET	TUNA	ED	EHD	REMARKS OBSERVACIONES
28	90201-20M21	WASHER, PLATE ARANDELA PLANA	2		2	2	
29	90202-20M06	WASHER, PLATE ARANDELA DE PLANA	2		2	2	
30	90201-11M22	WASHER, PLATE ARANDELA PLANA	2		2	2	
31	90185-10051	NUT, SELF-LOCKING TUERCA AUTOBLOCANTE	2		2	2	
32	663-44575-00	DAMPER, LOWER MOUNT RUBBER AMORTIGUADOR INFERIOR	2		2	2	
33	688-44511-00-94	COVER, UPPER MOUNT CUBIERTA AMORTIGUADOR SUPERIOR	1		1	1	
34	97075-08035	BOLT PERNO	3		3	3	
35	92995-08100	WASHER ARANDELA	3		3	3	
36	688-48511-11-4D	HOOK, STEERING GANCHO DIRECCION	1		1		STEERING GUIDE STEERING GUIDE
37	90116-10M28	BOLT, STUD ESPARRAGO	2		2	2	
38	90185-10051	NUT, SELF-LOCKING TUERCA AUTOBLOCANTE	2		2	2	
39	90201-10120	WASHER, PLATE ARANDELA PLANA	2		2		
40	6H1-43376-00	BOLT, THRUST RECEIVER TORNILLO RECEPTOR	2				
41	90185-08057	NUT, SELF-LOCKING TUERCA AUTOBLOCANTE	2				
42	90465-11M10	CLAMP BRIDA	3				
43	703-82119-00	COVER, LEAD WIRE CUBIERTA DE CABLE CONDUCTOR	1				



6885700-E130

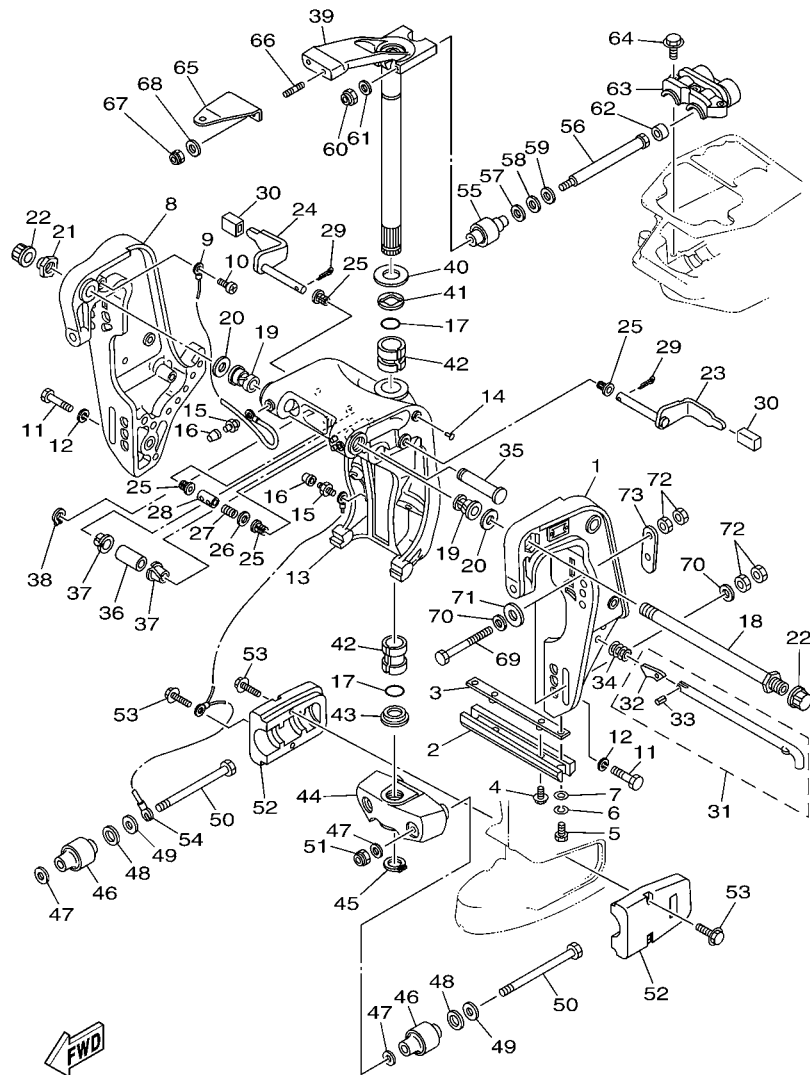
FIG. 19 BRACKET 5

SOPORTE 5



6885200-E190

REF. NO.	PART NO. CODIGO Nº	DESCRIPTION DESCRIPCION	ET	TUNA	ED	EHD	REMARKS OBSERVACIONES
1	688-43111-61-4D	BRACKET, CLAMP 1 SOPORTE DE LA ABRAZADERA 1		1			
2	6H1-45251-03	ANODE CATODE		1			
3	6H1-44526-00	PLATE PLACA 1		1			
4	90119-06M29	BOLT, WITH WASHER TORNILLO CON ARANDELA		2			
5	97095-06016	BOLT PERNO		2			
6	92995-06100	WASHER, SPRING ARANDELA		2			
7	92995-06600	WASHER ARANDELA		2			
8	688-43112-60-4D	BRACKET, CLAMP 2 SOPORTE DE LA ABRAZADERA 2		1			
9	6E5-82148-00	WIRE, LEAD 4 CABLE CONDUCTOR 4		1			
10	97880-06012	SCREW, PAN HEAD TORNILLO DE CABEZA CON PLANA		1			
11	97095-10045	BOLT PERNO		6			
12	92995-10100	WASHER ARANDELA		6			
13	688-43311-14-4D	BRACKET, SWIVEL 1 SOPORTE GIRATORIO 1		1			
14	90269-03010	RIVET REMACHE		1			
15	93700-06M03	NIPPLE, GREASE BOQUILLA DE ENGRASAR		3			
16	663-45119-00	CAP, GREASE NIPPLE TAPA DE GRASERA		3			
17	93210-29M94	O-RING ANILLO O		2			
18	688-43131-03	BOLT, CLAMP BRACKET TORNILLO DE ABRAZADERA DEL SOP		1			
19	90386-22M84	BUSH BUJE		2			
20	90201-22M67	WASHER, PLATE ARANDELA PLANA		2			
21	90185-22043	NUT, SELF-LOCKING TUERCA AUTOBLOCANTE		1			
22	6G5-43145-01	CAP, CLAMP BRACKET TAPA		2			
23	688-43181-04	LEVER, TILT STOP PALANCA TOPE INCLINACION		1			
24	688-43185-04	LEVER, TILT STOP PALANCA TOPE INCLINACION		1			
25	90386-10M16	BUSH BUJE		4			
26	92990-10600	WASHER, PLATE ARANDELA PLANA		1			
27	90501-10M21	SPRING, COMPRESSION RESORTE DE COMPRESION		1			



6885200-E190

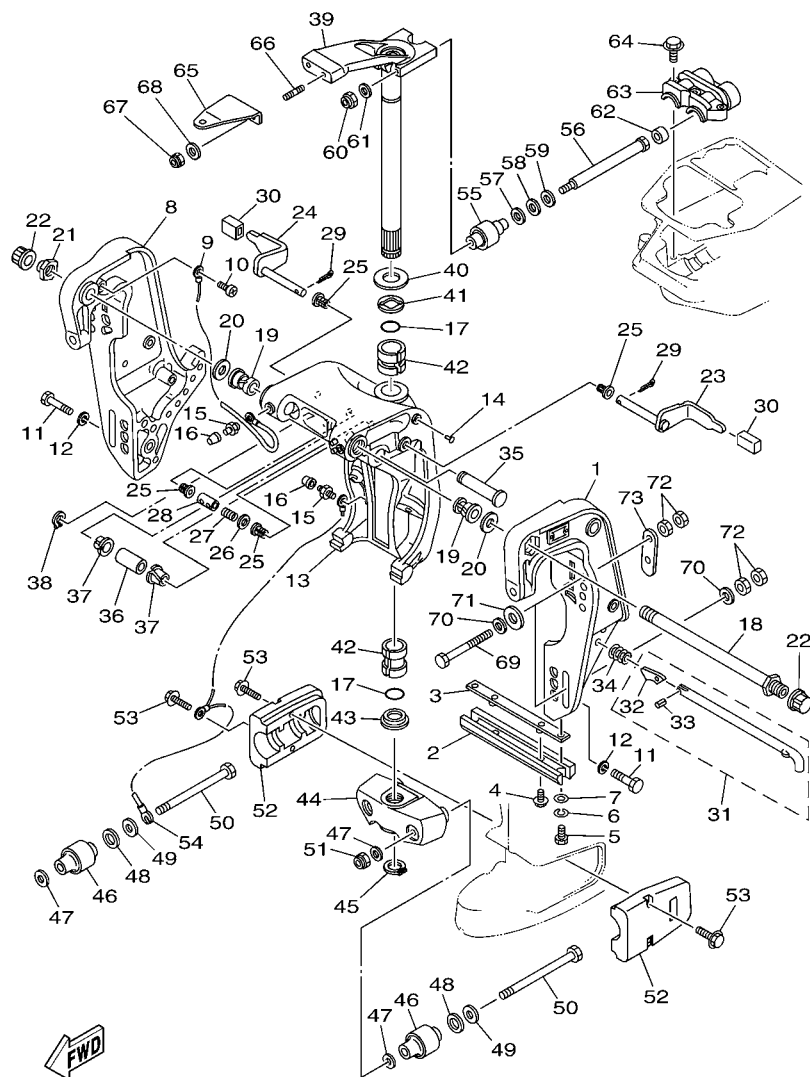
FIG. 19 BRACKET 5

SOPORTE 5

REF. NO.	PART NO. CODIGO Nº	DESCRIPTION DESCRIPCION	ET	TUNA	ED	EHD	REMARKS OBSERVACIONES
28	90387-10M38	COLLAR ESPACIADOR		1			
29	91490-30025	PIN, COTTER CHAVETA		2			
30	663-43318-00	COVER CUBIERTA		2			
31	688-43160-60	TILT ROD ASSY VARILLA DE BASCULACION COMPL.		1			
32	688-43165-00	.PLATE, TILT LOCK .PLACA DE TOPE, VARILLA SEGUR		1			
33	91690-30012	.PIN, SPRING .PASADOR DE RESORTE		1			
34	90502-20M03	SPRING, CONICAL RESORTE CONICO		1			
35	6E5-43126-02	PIN, UPPER SHOCK MOUNT PASADOR DE AMORTIGUADOR SUPER		1			
36	90386-18M21	BUSH BUJE		1			
37	90386-18M35	BUSH BUJE		2			
38	93410-18M02	CIRCLIP SEGURO		1			
39	688-42510-62-4D	STEERING BRACKET ASSY SOPORTE DIRECCION COMPL.		1			
40	90201-30M00	WASHER, PLATE ARANDELA PLANA		1			
41	90386-30M78	BUSH BUJE		1			
42	90386-30M85	BUSH BUJE		2			
43	90386-30M60	BUSH BUJE		1			
44	688-44551-60-4D	HOUSING, LOWER MOUNT RUBBER CAJA AMORTIGUADOR INFERIOR HU		1			
45	93410-29M09	CIRCLIP SEGURO		1			
46	688-44555-00-94	MOUNT DAMPER, LOWER SIDE AMORTIGUADOR DE HULE LADO INFE		2			
47	90201-12M16	WASHER, PLATE ARANDELA PLANA		4			
48	90202-25M04	WASHER, PLATE ARANDELA DE PLANA		2			
49	90201-13M19	WASHER, PLATE ARANDELA PLANA		2			
50	90109-12M42	BOLT PERNO		2			
51	95780-12300	NUT, FLANGE TUERCA		2			
52	688-44553-60-4D	COVER, LOWER MOUNT CUBIERTA, AMORTIGUADOR INFERIOR		2			
53	97575-08440	BOLT, WITH WASHER PERNO CON ARANDELA		4			
54	688-82127-60	WIRE, LEAD 2 CABLE CONDUCTOR 2		1			

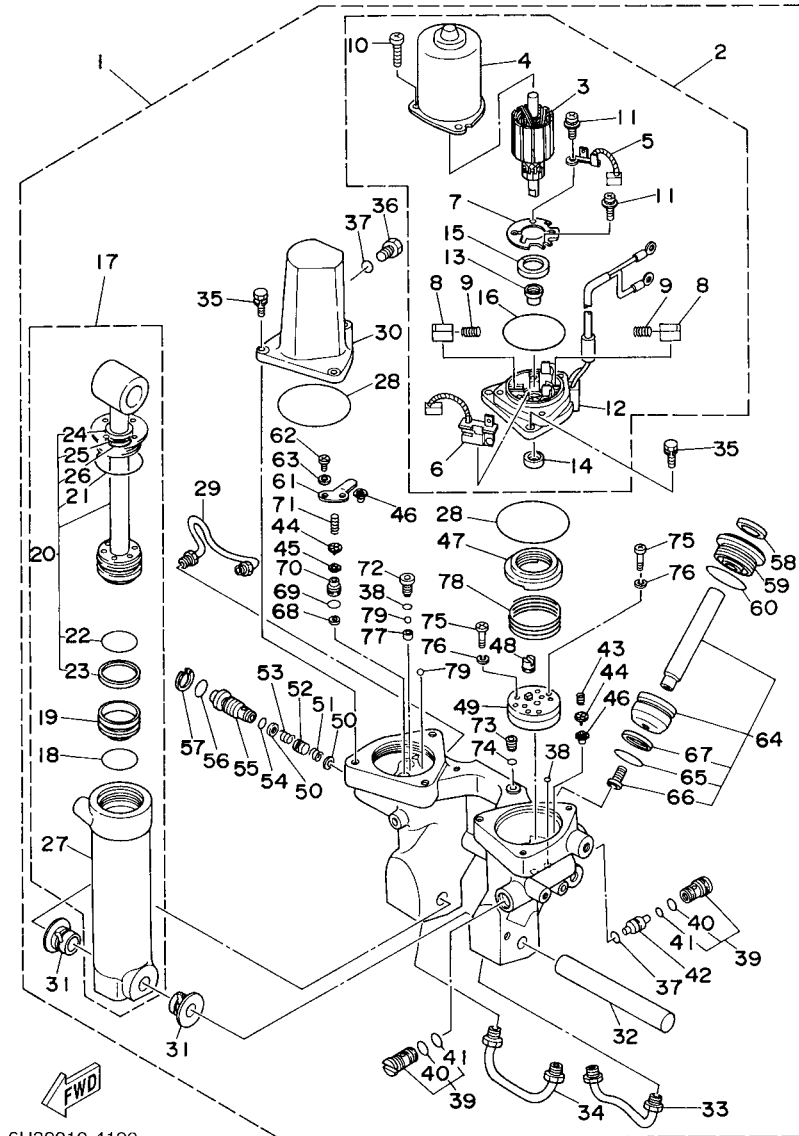
FIG. 19 BRACKET 5

SOPORTE 5



6885200-E190

REF. NO.	PART NO. CODIGO Nº	DESCRIPTION DESCRIPCION	ET	TUNA	ED	EHD	REMARKS OBSERVACIONES
55	688-44514-60-94	MOUNT DAMPER, UPPER SIDE AMORTIGUADOR LADO SUPERIOR		2			
56	90109-10M43	BOLT PERNO		2			
57	90201-20M21	WASHER, PLATE ARANDELA PLANA		2			
58	90202-20M06	WASHER, PLATE ARANDELA DE PLANA		2			
59	90201-13M03	WASHER, PLATE ARANDELA PLANA		2			
60	90185-10051	NUT, SELF-LOCKING TUERCA AUTOBLOCANTE		2			
61	92990-10600	WASHER, PLATE ARANDELA PLANA		2			
62	663-44575-00	DAMPER, LOWER MOUNT RUBBER AMORTIGUADOR INFERIOR		2			
63	688-44511-60-5B	COVER, UPPER MOUNT CUBIERTA AMORTIGUADOR SUPERIOR		1			
64	97575-08440	BOLT, WITH WASHER PERNO CON ARANDELA		3			
65	688-48511-11-4D	HOOK, STEERING GANCHO DIRECCION		1			STEERING GUIDE STEERING GUIDE
66	90116-10M28	BOLT, STUD ESPARRAGO		2			
67	90185-10051	NUT, SELF-LOCKING TUERCA AUTOBLOCANTE		2			
68	90201-10120	WASHER, PLATE ARANDELA PLANA		2			
69	90101-12M03	BOLT (L:115MM) TORNILLO (L:115MM)		6			
70	90201-13M01	WASHER, PLATE ARANDELA PLANA		8			
71	90201-12426	WASHER, PLATE ARANDELA PLANA		6			
72	95380-12600	NUT TUERCA		12			
73	688-43339-60	WASHER ARANDELA		2			

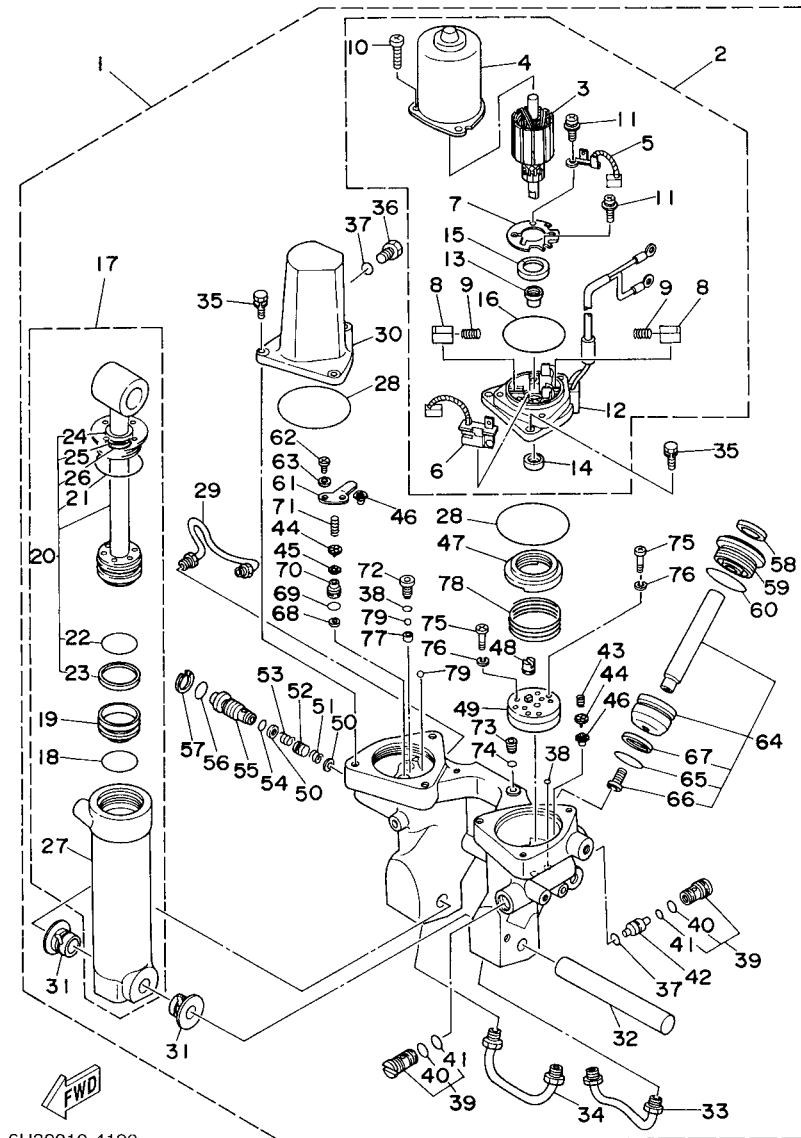


6H30010-4190

FIG. 20 POWER TRIM & TILT ASSY

COMPONER Y PODER VARILLA

REF. NO.	PART NO. CODIGO Nº	DESCRIPTION DESCRIPCION	ET	TUNA	ED	EHD	REMARKS OBSERVACIONES
1	6H1-43800-17-4D	POWER TRIM & TILT ASSY ELEVADOR HIDRAULICO COMPL.	1				
2	6H1-43880-02	..MOTOR ASSY ..MOTOR COMPL.	1				
3	6H1-43805-10	..ARMATURE ASSY ..INDUCIDO COMPL.	1				
4	6H1-43804-10	..STATOR ASSY ..ESTATOR COMPL	1				
5	6H1-43891-10	..BRUSH 1 ..ESCOBILLA 1	1				
6	6H1-43892-10	..BRUSH 2 ..ESCOBILLA 2	1				
7	6H1-4380F-10	..PLATE, BRUSH HOLDER ..PLACA	1				
8	6H1-4380J-10	..HOLDER, BRUSH ..PORTAESCOBILLA	2				
9	6H1-4386K-10	..SPRING, BRUSH ..RESORTE, ESCOBILLA	2				
10	97885-05016	..SCREW, PAN HEAD ..TORNILLO A MUESCA	3				
11	97607-04310	..SCREW, WITH WASHER ..TORNILLO CAB CON PLANA C/ARA	2				
12	6H1-43881-10	..FRAME, END ..CUADRO EXTERMO	1				
13	6H1-4380H-10	..METAL ..METAL	1				
14	93102-08M43	..OIL SEAL ..SELLO ACEITE	1				
15	6H1-4380G-10	..PLATE ..PLACA	1				
16	6H1-43865-10	..O-RING ..ANILLO EN O 5	1				
17	6H1-43840-11	..POWER TILT ASSY ..CONJUNTO COMPONER	1				
18	6H1-43861-10	..O-RING ..ANILLO EN O 1	1				
19	6H1-43814-11	..PISTON, FREE ..PISTON LIBRE	1				
20	6H1-43810-11	..TILT PISTON SUB ASSY ..ELEVADOR SUB-PISTON COMPL.	1				
21	6H1-43861-00	..O-RING ..ANILLO EN O 1	1				
22	6H1-43861-10	..O-RING ..ANILLO EN O 1	1				
23	6H1-43871-10	..RING, BACK UP ..ANILLO	1				
24	6H1-43812-00	..SEAL, DUST ..SELLO DE POLVO	1				
25	6H1-43872-10	..RING, BACK UP ..ANILLO	1				
26	93210-18397	..O-RING ..ANILLO O	1				
27	6H1-43813-10	..CYLINDER, TILT ..CILINDRO INCLINACION	1				

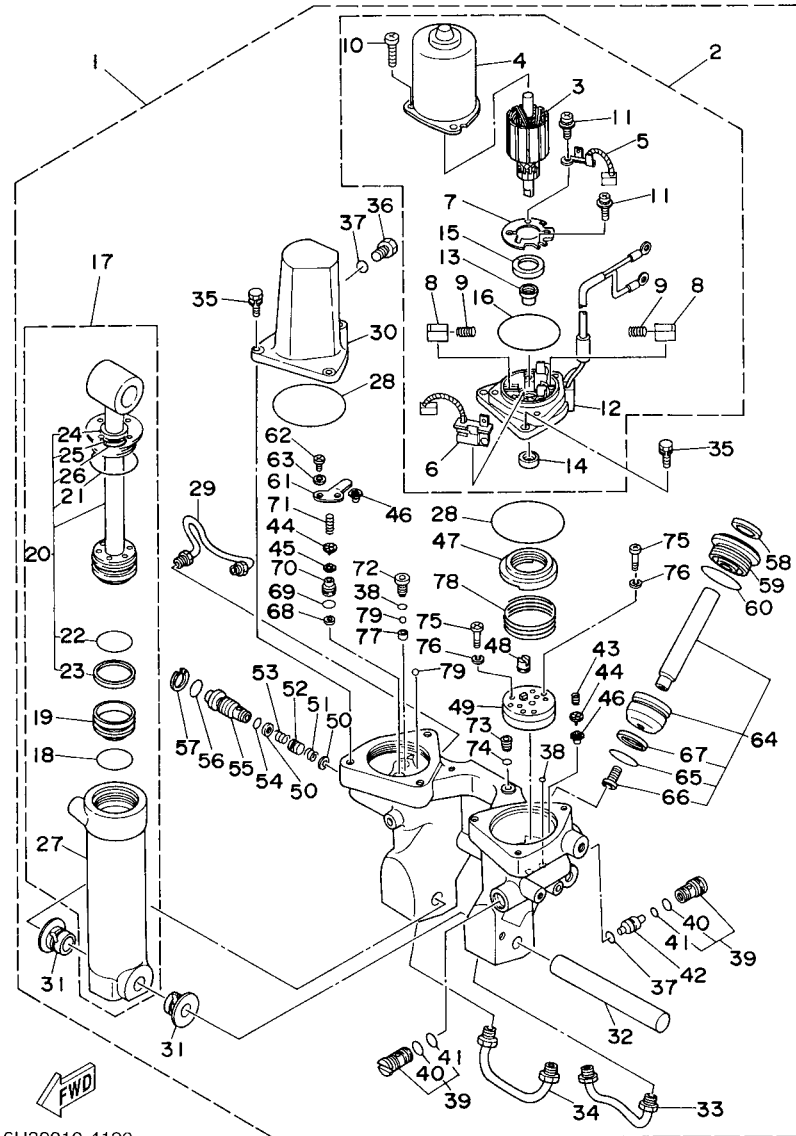


6H30010-4190

FIG. 20 POWER TRIM & TILT ASSY

COMPONER Y PODER VARILLA

REF. NO.	PART NO. CODIGO Nº	DESCRIPTION DESCRIPCION	ET	TUNA	ED	EHD	REMARKS OBSERVACIONES
28	93210-68N50	.O-RING .ANILLO O	2				
29	6H1-43835-10	.PIPE .TUBO 3	1				
30	6H1-43828-10	.BODY, RESERVOIR .CUERPO DEPOSITO	1				
31	90386-18M14	.BUSH .BUJE	2				
32	6E5-43818-00	.PIN, LOWER SHOCK MOUNT .PASADOR AMORTIGUADOR INFERIOR	1				
33	6H1-43833-10	.PIPE .TUBO 1	1				
34	6H1-43834-00	.PIPE .TUBO 2	1				
35	97595-06420	.BOLT, WITH WASHER .PERNO CON ARANDELA	6				
36	6H1-43829-00	.PLUG, RESERVOIR .TAPON DEPOSITO	1				
37	93210-09165	.O-RING .ANILLO O	2				
38	93210-064A5	.O-RING .ANILLO O	1				
39	67F-43802-00	.VALVE SUB ASSY .VALVULA PRINCIPAL COMPL.	2				
40	6H1-43866-00	.O-RING .ANILLO EN O 6	1				
41	6H1-43867-00	.O-RING .ANILLO EN O 7	1				
42	6H1-43841-11	.PISTON, SHUTTLE .PISTON	1				
43	6H1-43856-10	.SPRING, DOWN RELIEF .RESORTE SEGURIDAD	1				
44	6H1-43844-10	.PIN, VALVE SUPPORT .PASADOR VALVULA SOPORTE	2				
45	6H1-4384G-11	.SEAL, RELIEF VALVE .ASIENTO	1				
46	6H1-4384F-10	.SEAL, MAIN VALVE .ASIENTO	2				
47	6H1-43817-01	.FILTER 2 .FIELTRO 2	1				
48	6H1-43831-10	.CONNECTOR, SHAFT .CONEXION EJE	1				
49	6H1-43830-11	.GEAR PUMP ASSY .ENGRANAJE BOMBA COMPL.	1				
50	6H1-43847-00	.SEAT, MANUAL VALVE .ASIENTO VALVULA MANUAL	2				
51	6H1-43899-00	.SPRING, MANUAL RELEASE .PLACA	1				
52	6H1-4382A-10	.ADAPTOR 1 .ADAPTADOR 1	1				
53	6H1-43854-00	.SPRING, MANUAL RELEASE .RESORTE DESCOPLO MANUAL	1				
54	93210-10M74	.O-RING .ANILLO O	1				



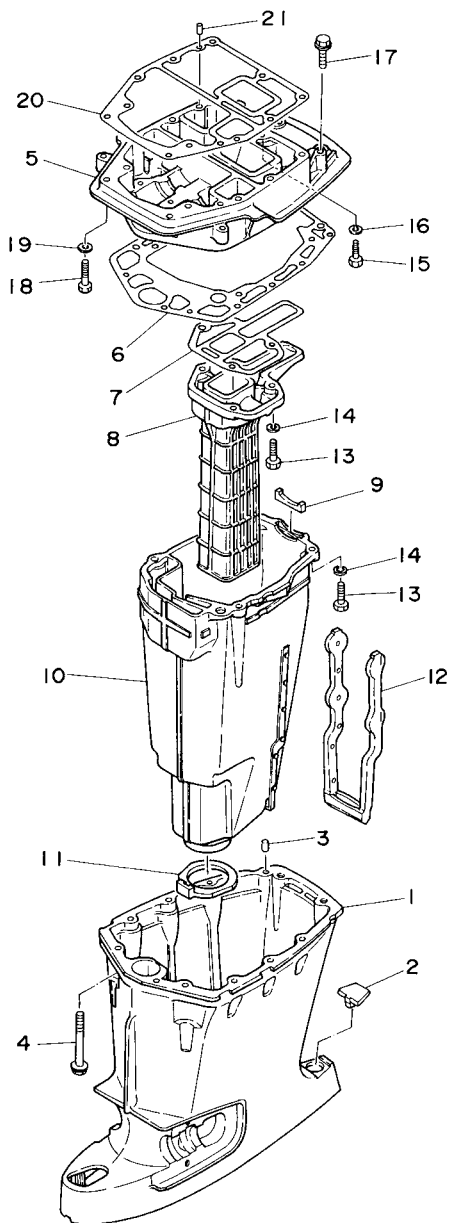
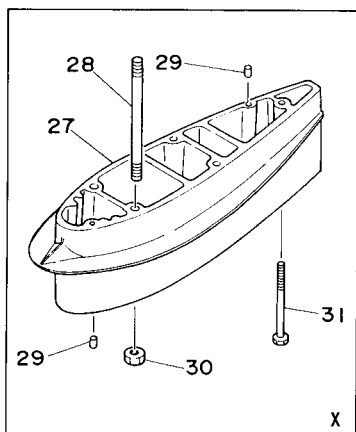
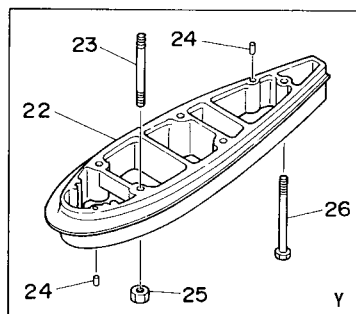
6H30010-4190

FIG. 20 POWER TRIM & TILT ASSY COMPONER Y PODER VARILLA

REF. NO.	PART NO. CODIGO Nº	DESCRIPTION DESCRIPCION	ET	TUNA	ED	EHD	REMARKS OBSERVACIONES
55	6H1-43845-00	.SCREW, MANUAL RELEASE .TORNILLO DESCOPLO MANUAL	1				
56	93210-18M75	.O-RING .ANILLO O	1				
57	6H1-43875-00	.RING, SNAP .ANILLO	1				
58	6H1-43822-10	.SEAL, TRIM DUST .SELLO DE POLVO	2				
59	6H1-43821-11	.SCREW, TRIM CYLINDER END .TORNILLO CILINDRO EXTREMO	2				
60	6H1-43861-10	.O-RING .ANILLO EN O 1	2				
61	6H1-4384E-20	.SPRING, TRIM .RESORTO	1				
62	98501-05010	.SCREW, PAN HEAD .TORNILLO DE CABEZA CRUZADA	2				
63	92901-05200	.WASHER, PLAIN .ARANDELA PLANA	2				
64	6H1-43820-11	.TRIM PISTON SUB ASSY .ELEVADOR PISTON COMPL.	2				
65	6H1-43864-00	.O-RING .ANILLO EN O 4	1				
66	91318-08016	.BOLT .TORNILLO	1				
67	6H1-43874-00	.RING, BACK UP .ANILLO	1				
68	6H1-43816-00	.FILTER 1 .FIELTRO 1	1				
69	6H1-43896-00	.O-RING .ANILLO EN O	1				
70	6H1-43895-12	.SEAT, RELIEF VALVE .ASIENTO	1				
71	6H1-43855-11	.SPRING, UP RELIEF .RESORTE SEGURIDAD SUPERIOR	1				
72	6H1-43843-11	.SCREW, VALVE LOCK .TORNILLO	1				
73	6H1-4388E-11	.PLUG, TAPER SCREW .TAPON	1				
74	6H1-43868-00	.O-RING .ANILLO EN O 8	1				
75	98501-04025	.SCREW, PAN HEAD .TORNILLO DE CABEZA CRUZADA	4				
76	92901-04100	.WASHER, SPRING .ARANDELA PLANA	4				
77	6H1-4387J-00	.WASHER, SPECIAL 2 .FIELTRO2	1				
78	6H1-4385H-00	.SPRING, SEAL .RESORTE	1				
79	93505-32038	.BALL .BOLA	2				

FIG. 21 UPPER CASING

FUNDA SUPERIOR



6925200-4160

REF. NO.	PART NO. CODIGO Nº	DESCRIPTION DESCRIPCION	ET	TUNA	ED	EHD	REMARKS OBSERVACIONES
1	688-45111-04-4D	CASING, UPPER CAJA SUPERIOR	1	1	1	1	
2	663-45155-10	CAP TAPA	1	1	1	1	
3	93606-12019	PIN, DOWEL PASADOR DE CLAVIJA	2	2	2	2	
4	90119-08M80	BOLT, WITH WASHER TORNILLO CON ARANDELA	8	8	8	8	
5	688-41137-03-94	GUIDE, EXHAUST GUIA DE ESCAPE	1	1	1	1	
6	688-45114-A1	GASKET, UPPER CASING EMPAQUE	1	1	1	1	
7	688-41134-A0	GASKET, EXHAUST MANIFOLD EMPAQUE	1	1	1	1	
8	688-41131-00-5B	MANIFOLD, EXT. 1 TUBO MULTIPLE DE ESCAPE	1	1	1	1	
	688-41131-10-5B	MANIFOLD, EXT. 1 TUBO MULTIPLE DE ESCAPE	1		1	1	SAU,OMN,ARE,YEM,NME SAU,OMN,ARE,YEM,NME
9	688-41133-00	GASKET, EXHAUST MANIFOLD 1 EMPAQUE ESCAPE MULTIPLE	1	1	1	1	
10	688-14711-01-5B	MUFFLER 1 SILENCIADOR 1	1	1	1	1	
	688-14711-10-5B	MUFFLER 1 SILENCIADOR 1	1		1	1	SAU,OMN,ARE,YEM,NME SAU,OMN,ARE,YEM,NME
11	688-45123-00	GASKET, MUFFLER EMPAQUE SILENCIADOR	1	1	1	1	
12	663-14737-10	DAMPER, MUFFLER AMORTIGUADOR DE SILENCIADOR	1	1	1	1	
13	97075-08030	BOLT PERNO	7	7	7	7	
14	92995-08100	WASHER ARANDELA	7	7	7	7	
15	97075-08025	BOLT PERNO	1	1	1	1	
16	92995-08100	WASHER ARANDELA	1	1	1	1	
17	90119-08M79	BOLT, WITH WASHER TORNILLO CON ARANDELA	2	2	2	2	
18	97075-08035	BOLT PERNO	2	2	2	2	
19	92995-08100	WASHER ARANDELA	2	2	2	2	
20	688-45113-A0	GASKET, UPPER CASING EMPAQUE	1	1	1	1	
21	93606-12019	PIN, DOWEL PASADOR DE CLAVIJA	2	2	2	2	
22	696-45211-01-4D	EXTENSION EXTENSION				1	Y (22.5") Y (22.5")
23	90116-10M31	BOLT, STUD ESPARRAGO				4	Y (22.5") Y (22.5")
24	93606-12019	PIN, DOWEL PASADOR DE CLAVIJA				4	Y (22.5") Y (22.5")
25	95380-10600	NUT TUERCA				4	Y (22.5") Y (22.5")

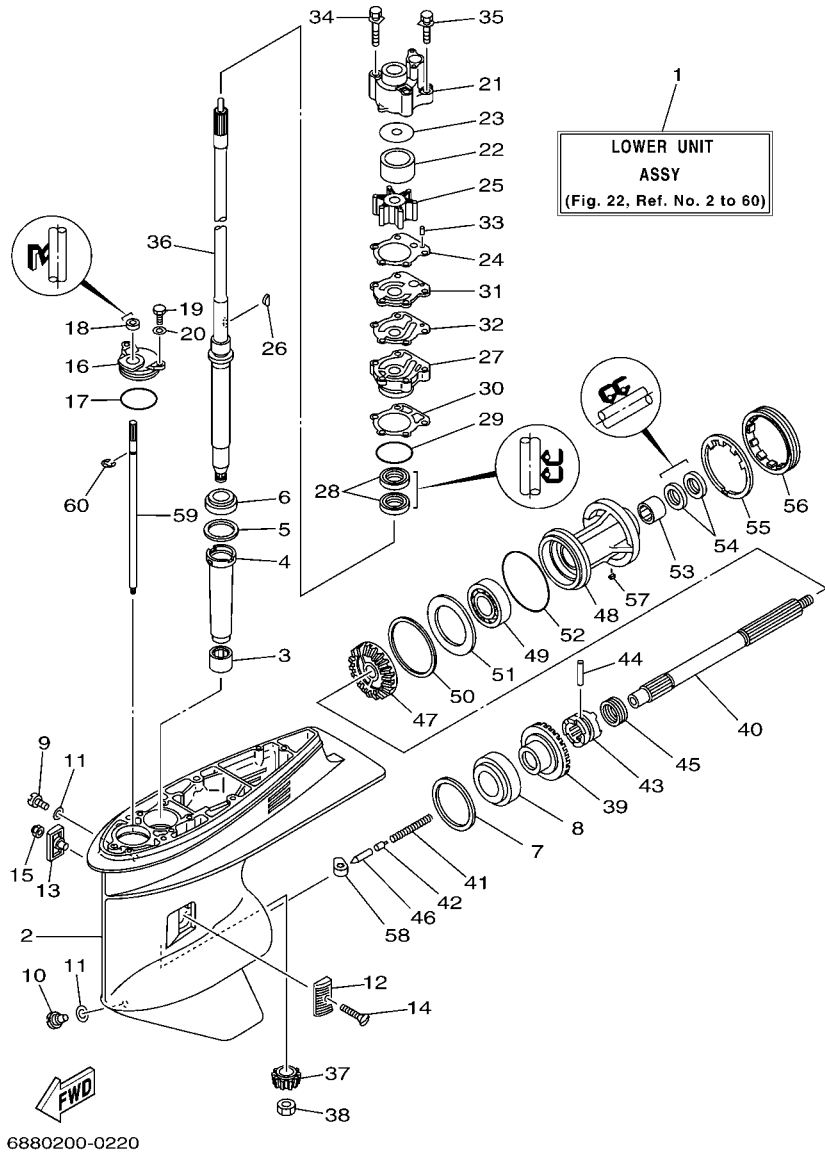
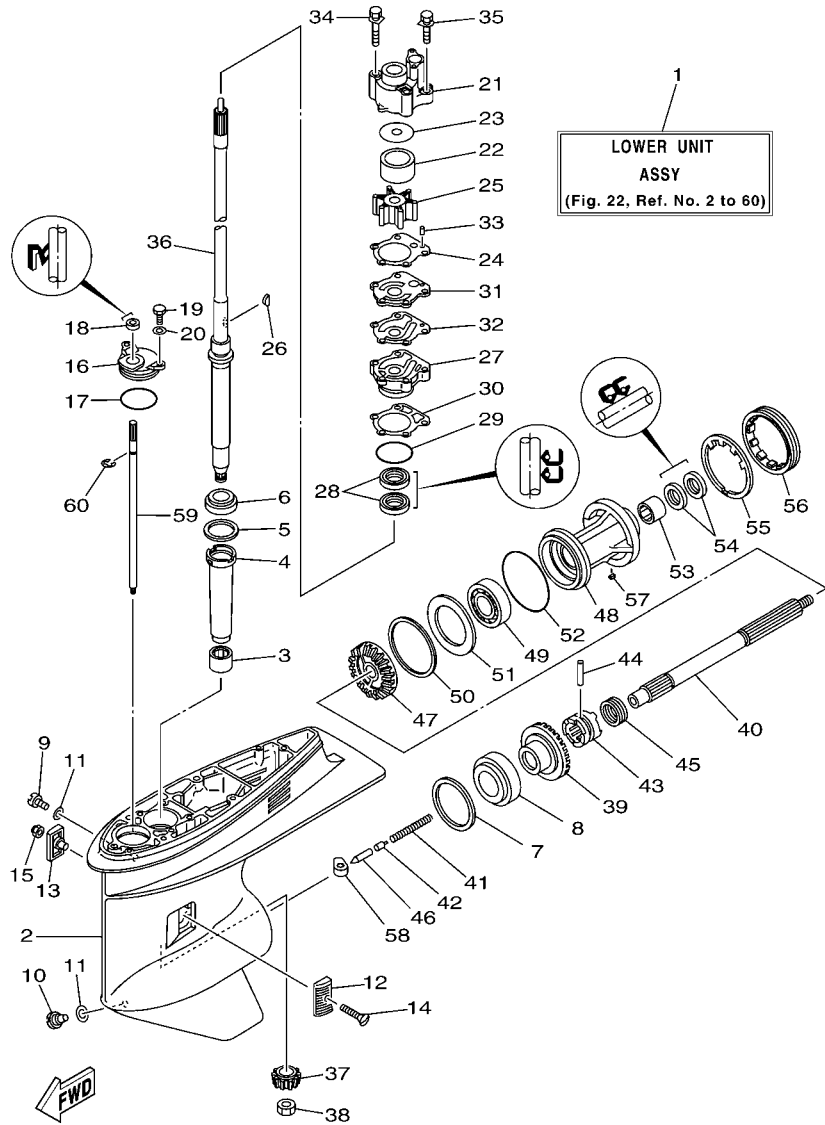


FIG. 22 LOWER CASING & DRIVE 1 IMPULSOR E INFERIOR 1

REF. NO.	PART NO. CODIGO Nº	DESCRIPTION DESCRIPCION	ET	TUNA	ED	EHD	REMARKS OBSERVACIONES
1	692-45300-14-4D	LOWER UNIT ASSY CONJUNTO UNIDAD INFERIOR	1	1	1	1	L (20.3") L (20.3")
	692-45300-34-4D	LOWER UNIT ASSY CONJUNTO UNIDAD INFERIOR				1	Y (22.5") Y (22.5")
	692-45300-24-4D	LOWER UNIT ASSY CONJUNTO UNIDAD INFERIOR	1	1	1	1	X (25.3") X (25.3")
2	688-45311-06-4D	CASING, LOWER FUNDA INFERIOR	1	1	1	1	
3	93315-325V1	BEARING COJINETE DE RODILLOS	1	1	1	1	
4	688-45536-01	SLEEVE, DRIVE SHAFT CAMISA EJE DE MANDO	1	1	1	1	
5	688-45587-01	SHIM (T:0.10MM) LAINA (T:0.10MM)	1	1	1	1	UR UR
	688-45587-10	SHIM (T:0.12MM) LAINA (T:0.12MM)	1	1	1	1	UR UR
	688-45587-20	SHIM (T:0.15MM) LAINA (T:0.15MM)	1	1	1	1	UR UR
	688-45587-30	SHIM (T:0.18MM) LAINA (T:0.18MM)	1	1	1	1	UR UR
6	688-45587-40	SHIM (T:0.30MM) LAINA (T:0.30MM)	1	1	1	1	UR UR
	688-45587-50	SHIM (T:0.40MM) LAINA (T:0.40MM)	1	1	1	1	UR UR
	688-45587-60	SHIM (T:0.50MM) LAINA (T:0.50MM)	1	1	1	1	UR UR
6	93332-000U3	BEARING COJINETE	1	1	1	1	
7	688-45567-01	SHIM (T:0.10MM) LAINA(T:0.10MM)	1	1	1	1	UR UR
	688-45567-10	SHIM (T:0.12MM) LAINA (T:0.12MM)	1	1	1	1	UR UR
	688-45567-20	SHIM (T:0.15MM) LAINA (T:0.15MM)	1	1	1	1	UR UR
	688-45567-30	SHIM (T:0.18MM) LAINA (T:0.18MM)	1	1	1	1	UR UR
	688-45567-40	SHIM (T:0.30MM) LAINA (T:0.30MM)	1	1	1	1	UR UR
	688-45567-50	SHIM (T:0.40MM) LAINA (T:0.40MM)	1	1	1	1	UR UR
	688-45567-60	SHIM (T:0.50MM) LAINA (T:0.50MM)	1	1	1	1	UR UR
8	93332-000W7	BEARING COJINETE	1	1	1	1	
9	90340-08002	PLUG, STRAIGHT SCREW TORNILLO, DE DRENAJE	1	1	1	1	
10	688-45341-10	PLUG, DRAIN TAPON, DREN	1	1	1	1	
11	90430-08020	GASKET JUNTA	2	2	2	2	
12	6H1-45214-00	COVER, WATER INLET 1 CUBIERTA ENTRADA AGUA 1	1	1	1	1	
13	6H1-45215-00	COVER, WATER INLET 2 CUBIERTA ENTRADA AGUA 2	1	1	1	1	



6880200-0220

FIG. 22 LOWER CASING & DRIVE 1 IMPULSOR E INFERIOR 1

REF. NO.	PART NO. CODIGO Nº	DESCRIPTION DESCRIPCION	ET	TUNA	ED	EHD	REMARKS OBSERVACIONES
14	90151-05M00	SCREW, COUNTERSUNK TORNILLO EMBUTIDO	1	1	1	1	
15	90185-05002	NUT, SELF-LOCKING TUERCA AUTOBLOCANTE	1	1	1	1	
16	688-45321-00	PLATE PLACA	1	1	1	1	
17	93210-49046	O-RING ANILLO O	1	1	1	1	
18	93106-09014	OIL SEAL SELLO ACEITE	1	1	1	1	
19	97095-06016	BOLT PERNO	2	2	2	2	
20	92995-06600	WASHER ARANDELA	2	2	2	2	
21	688-44311-01	HOUSING, WATER PUMP CAJA BOMBA DE AGUA	1	1	1	1	
22	688-44322-00	INSERT, CARTRIDGE CARTUCHO	1	1	1	1	FOR STD FOR STD
	688-44322-41	INSERT, CARTRIDGE CARTUCHO	1	1	1	1	FOR CHROMATE FOR CHROMATE
23	688-44321-41	INNER PLATE, CARTRIDGE PLACA INTERIOR CARTUCHO	1	1	1	1	FOR CHROMATE FOR CHROMATE
24	688-44315-A0	GASKET, WATER PUMP EMPAQUE	1	1	1	1	
25	688-44352-03	IMPELLER IMPULSOR	1	1	1	1	
26	90280-04M04	KEY, WOODRUFF CUNA WOODRUFF	1	1	1	1	
27	688-44341-01-94	HOUSING, WATER PUMP CAJA BOMBA DE AGUA	1	1	1	1	
28	93101-25M03	OIL SEAL SELLO ACEITE	2	2	2	2	
29	93210-46044	O-RING ANILLO O	1	1	1	1	
30	688-44316-A0	GASKET, WATER PUMP EMPAQUE	1	1	1	1	
31	688-44323-00	OUTER PLATE, CARTRIDGE PLACA EXTERIOR DEL CARTUCHO	1	1	1	1	FOR STD FOR STD
	688-44323-40	OUTER PLATE, CARTRIDGE PLACA EXTERIOR DEL CARTUCHO	1	1	1	1	FOR CHROMATE FOR CHROMATE
32	688-44324-A0	GASKET, CARTRIDGE EMPAQUE	1	1	1	1	
33	93604-10M03	PIN, DOWEL PASADOR DE CLAVIJA	2	2	2	2	
34	90119-08M16	BOLT, WITH WASHER TORNILLO CON ARANDELA	2	2	2	2	
35	90119-08M13	BOLT, WITH WASHER TORNILLO CON ARANDELA	2	2	2	2	
36	688-45501-11	DRIVE SHAFT COMP. EJE DE MANDO COMPL.	1	1	1	1	L (20.3") L (20.3")
	692-45501-21	DRIVE SHAFT COMP. EJE DE MANDO COMPL.				1	Y (22.5") Y (22.5")
	688-45501-22	DRIVE SHAFT COMP. EJE DE MANDO COMPL.	1	1	1	1	X (25.3") X (25.3")

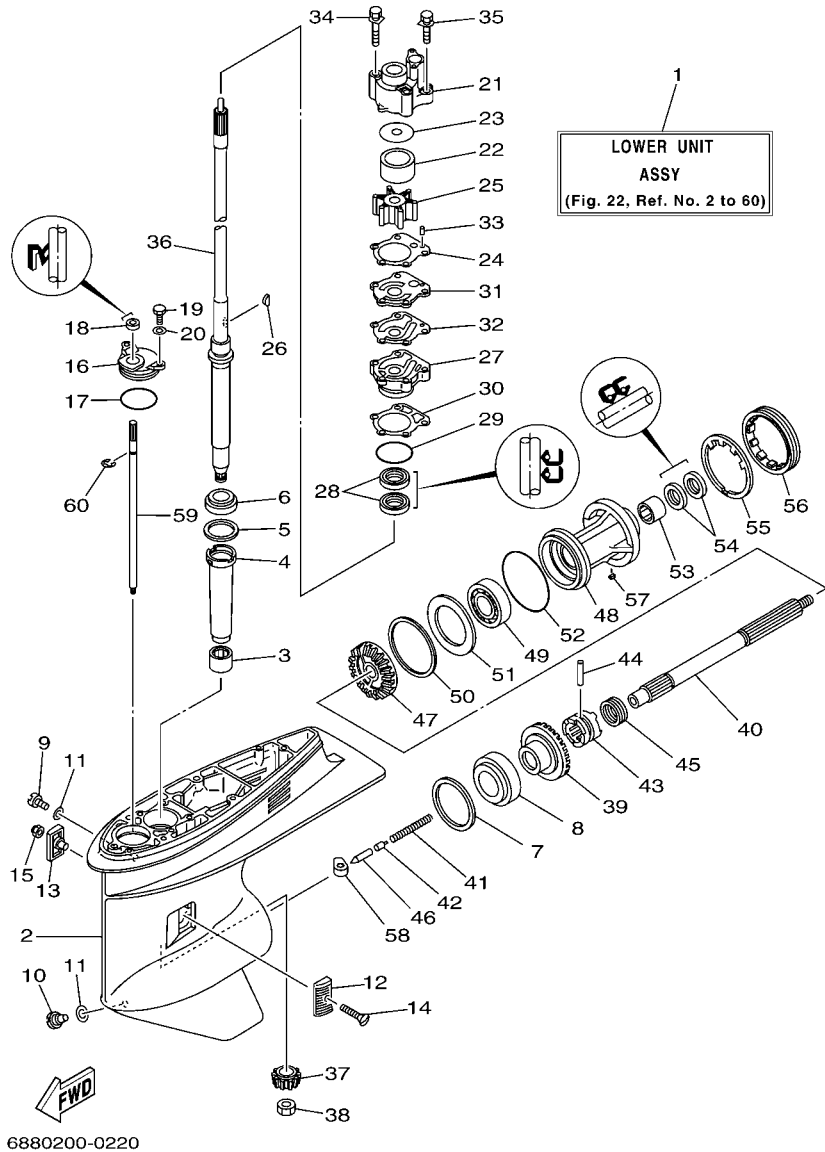


FIG. 22 LOWER CASING & DRIVE 1 IMPULSOR E INFERIOR 1

REF. NO.	PART NO. CODIGO Nº	DESCRIPTION DESCRIPCION	ET	TUNA	ED	EHD	REMARKS OBSERVACIONES
37	688-45551-01	PINION (13T) PINON (13T)	1	1	1	1	
38	90170-16M01	NUT TUERCA	1	1	1	1	
39	688-45560-00	GEAR 1 (26T) ENGRANAJE 1 (26T)	1	1	1	1	
40	688-45611-00	SHAFT, PROPELLER EJE PROPUSOR	1	1	1	1	
41	90501-16233	SPRING, COMPRESSION RESORTE DE COMPRESION	1	1	1	1	
42	688-45634-00	SLIDE, SHIFT DESILIZADOR, CAMBIO	1	1	1	1	
43	688-45631-01	CLUTCH, DOG EMBRAGUE DE GARRA	1	1	1	1	
44	90250-07M02	PIN, STRAIGHT PASADOR CILINDRICO	1	1	1	1	
45	688-45633-00	RING, CROSS PIN ANILLO DE PASADOR	1	1	1	1	
46	688-45635-00	PLUNGER, SHIFT EMBOLO DE CAMBIO	1	1	1	1	
47	688-45571-01	GEAR 2 (26T) ENGRANAJE 2 (26T)	1	1	1	1	
48	688-45331-00-94	HOUSING, BEARING CAJA DE COJINETE	1	1	1	1	
49	93306-207U0	BEARING COJINETE	1	1	1	1	
50	688-45577-01	SHIM (T:0.10MM) LAINA (T:0.10MM)	1	1	1	1	UR
	688-45577-10	SHIM (T:0.12MM) LAINA (:0.12MM)	1	1	1	1	UR
	688-45577-20	SHIM (T:0.15MM) LAINA (T:0.15MM)	1	1	1	1	UR
	688-45577-30	SHIM (T:0.18MM) LAINA (T:0.18MM)	1	1	1	1	UR
	688-45577-40	SHIM (T:0.30MM) LAINA (T:0.30MM)	1	1	1	1	UR
	688-45577-50	SHIM (T:0.40MM) LAINA (T:0.40MM)	1	1	1	1	UR
	688-45577-60	SHIM (T:0.50MM) LAINA (T:0.50MM)	1	1	1	1	UR
51	688-45576-00	WASHER, THRUST ARANDELA DE EMPUJE AXIAL	1	1	1	1	
52	93210-85M97	O-RING ANILLO O	1	1	1	1	
53	93317-325U0	BEARING COJINETE	1	1	1	1	
54	93101-25M03	OIL SEAL SELLO ACEITE	2	2	2	2	
55	688-45383-02	WASHER, CLAW ARANDELA DE UNA	1	1	1	1	
56	688-45384-00	NUT TUERCA	1	1	1	1	
57	90282-04010	KEY, STRAIGHT CHAVETA, RECTA	1	1	1	1	

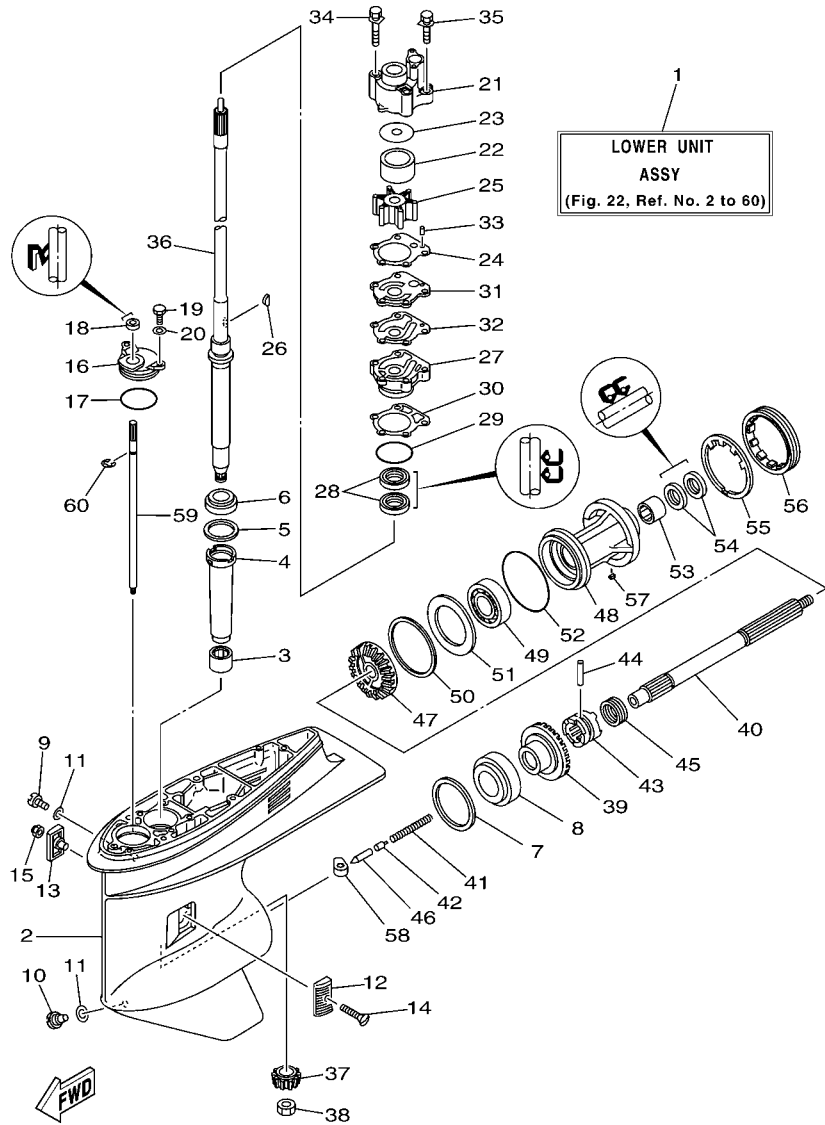
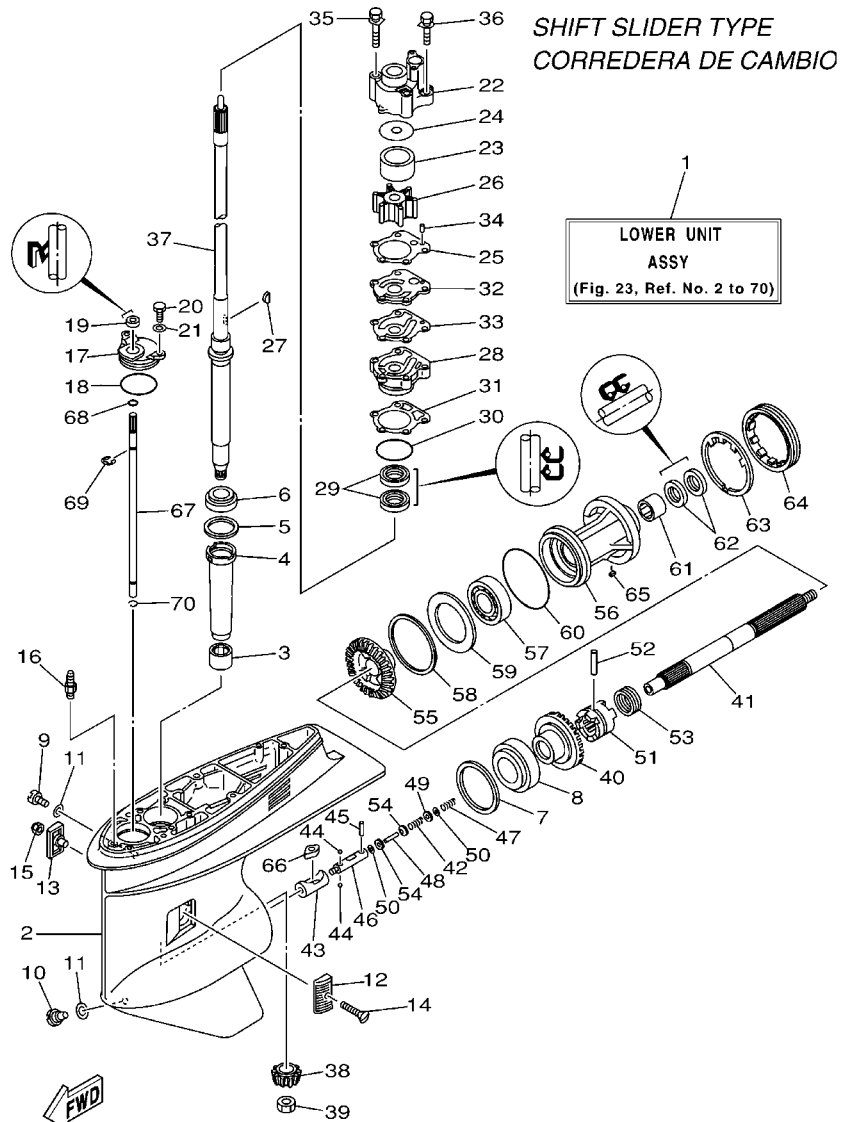


FIG. 22 LOWER CASING & DRIVE 1

IMPULSOR E INFERIOR 1

REF. NO.	PART NO. CODIGO Nº	DESCRIPTION DESCRIPCION	ET	TUNA	ED	EHD	REMARKS OBSERVACIONES
58	663-44151-00	CAM, SHIFT LEVA DE CAMBIO	1	1	1	1	
59	663-44144-01	ROD, SHIFT VARILLA DE CAMBIO	1	1	1	1	
60	99001-08600	CIRCLIP PRESILLA REDONDA	1	1	1	1	



6880200-1230

FIG. 23 LOWER CASING & DRIVE 2 IMPULSOR E INFERIOR 2

REF. NO.	PART NO. CODIGO Nº	DESCRIPTION DESCRIPCION	ET	TUNA	ED	EHD	REMARKS OBSERVACIONES
1	692-45300-40-4D	LOWER UNIT ASSY CONJUNTO UNIDAD INFERIOR	1		1	1	L (20.3") 85A-MYS,KOR L (20.3") 85A-MYS,KOR
2	6H1-45301-03-4D	CASING, LOWER FUNDA INFERIOR COMPLETA	1		1	1	
3	93315-325V1	BEARING COJINETE DE RODILLOS	1		1	1	
4	688-45536-01	SLEEVE, DRIVE SHAFT CAMISA EJE DE MANDO	1		1	1	
5	688-45587-01	SHIM (T:0.10MM) LAINA (T:0.10MM)	1		1	1	UR UR
	688-45587-10	SHIM (T:0.12MM) LAINA (T:0.12MM)	1		1	1	UR UR
	688-45587-20	SHIM (T:0.15MM) LAINA (T:0.15MM)	1		1	1	UR UR
	688-45587-30	SHIM (T:0.18MM) LAINA (T:0.18MM)	1		1	1	UR UR
	688-45587-40	SHIM (T:0.30MM) LAINA (T:0.30MM)	1		1	1	UR UR
	688-45587-50	SHIM (T:0.40MM) LAINA (T:0.40MM)	1		1	1	UR UR
	688-45587-60	SHIM (T:0.50MM) LAINA (T:0.50MM)	1		1	1	UR UR
6	93332-000U3	BEARING COJINETE	1		1	1	
7	688-45567-01	SHIM (T:0.10MM) LAINA(T:0.10MM)	1		1	1	UR UR
	688-45567-10	SHIM (T:0.12MM) LAINA (T:0.12MM)	1		1	1	UR UR
	688-45567-20	SHIM (T:0.15MM) LAINA (T:0.15MM)	1		1	1	UR UR
	688-45567-30	SHIM (T:0.18MM) LAINA (T:0.18MM)	1		1	1	UR UR
	688-45567-40	SHIM (T:0.30MM) LAINA (T:0.30MM)	1		1	1	UR UR
	688-45567-50	SHIM (T:0.40MM) LAINA (T:0.40MM)	1		1	1	UR UR
	688-45567-60	SHIM (T:0.50MM) LAINA (T:0.50MM)	1		1	1	UR UR
8	93332-000W7	BEARING COJINETE	1		1	1	
9	90340-08002	PLUG, STRAIGHT SCREW TORNILLO, DE DRENAJE	1		1	1	
10	688-45341-10	PLUG, DRAIN TAPON, DREN	1		1	1	
11	90430-08020	GASKET JUNTA	2		2	2	
12	6H1-45214-00	COVER, WATER INLET 1 CUBIERTA ENTRADA AGUA 1	1		1	1	
13	6H1-45215-00	COVER, WATER INLET 2 CUBIERTA ENTRADA AGUA 2	1		1	1	
14	90151-05M00	SCREW, COUNTERSUNK TORNILLO EMBUTIDO	1		1	1	
15	90185-05002	NUT, SELF-LOCKING TUERCA AUTOBLOCANTE	1		1	1	

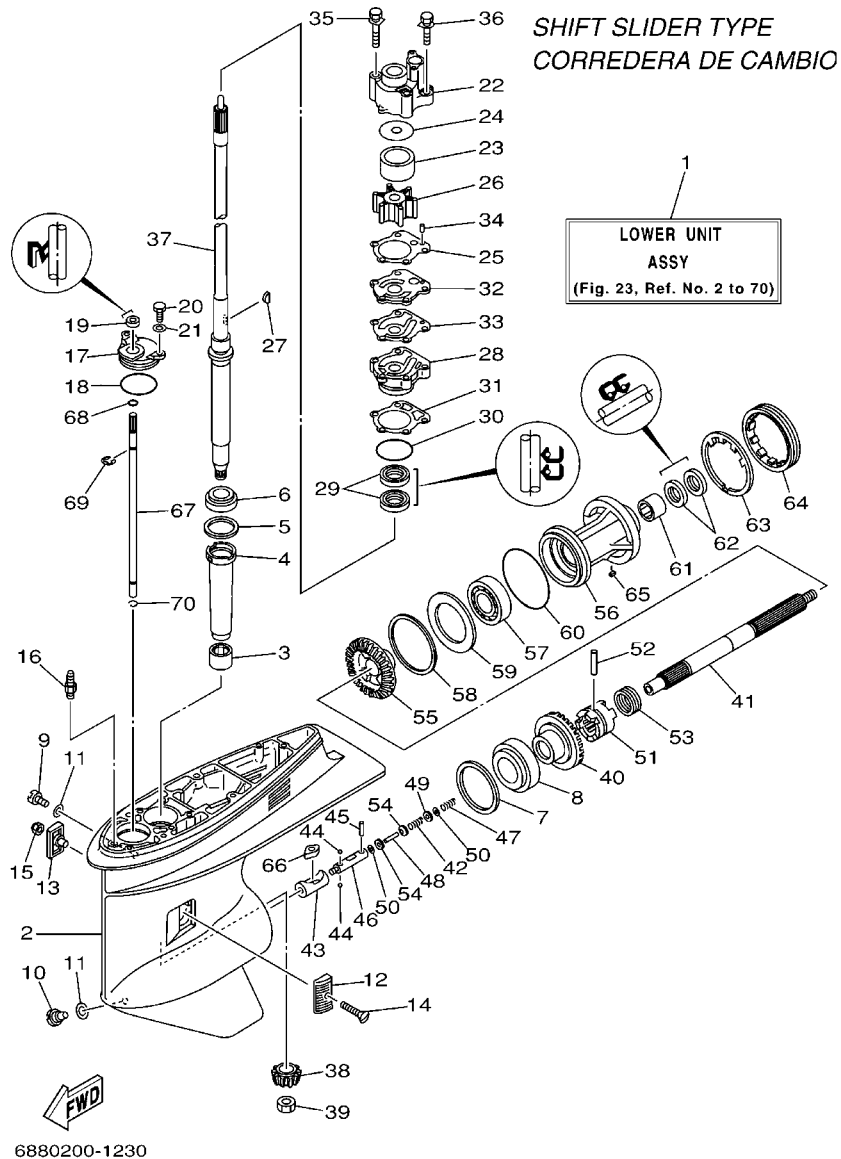


FIG. 23 LOWER CASING & DRIVE 2 IMPULSOR E INFERIOR 2

REF. NO.	PART NO. CODIGO Nº	DESCRIPTION DESCRIPCION	ET	TUNA	ED	EHD	REMARKS OBSERVACIONES
16	6J8-45378-00	NIPPLE, HOSE NIPLE MANGUERA	1		1	1	
17	688-45321-00	PLATE PLACA	1		1	1	
18	93210-49046	O-RING ANILLO O	1		1	1	
19	93106-09014	OIL SEAL SELLO ACEITE	1		1	1	
20	97095-06016	BOLT PERNO	2		2	2	
21	92995-06600	WASHER ARANDELA	2		2	2	
22	688-44311-01	HOUSING, WATER PUMP CAJA BOMBA DE AGUA	1		1	1	
23	688-44322-41	INSERT, CARTRIDGE CARTUCHO	1		1	1	FOR CHROMATE FOR CHROMATE
24	688-44321-41	INNER PLATE, CARTRIDGE PLACA INTERIOR CARTUCHO	1		1	1	FOR CHROMATE FOR CHROMATE
25	688-44315-A0	GASKET, WATER PUMP EMPAQUE	1		1	1	
26	688-44352-03	IMPELLER IMPULSOR	1		1	1	
27	90280-04M04	KEY, WOODRUFF CUNA WOODRUFF	1		1	1	
28	688-44341-01-94	HOUSING, WATER PUMP CAJA BOMBA DE AGUA	1		1	1	
29	93101-25M03	OIL SEAL SELLO ACEITE	2		2	2	
30	93210-46044	O-RING ANILLO O	1		1	1	
31	688-44316-A0	GASKET, WATER PUMP EMPAQUE	1		1	1	
32	688-44323-40	OUTER PLATE, CARTRIDGE PLACA EXTERIOR DEL CARTUCHO	1		1	1	FOR CHROMATE FOR CHROMATE
33	688-44324-A0	GASKET, CARTRIDGE EMPAQUE	1		1	1	
34	93604-10M03	PIN, DOWEL PASADOR DE CLAVIJA	2		2	2	
35	90119-08M16	BOLT, WITH WASHER TORNILLO CON ARANDELA	2		2	2	
36	90119-08M13	BOLT, WITH WASHER TORNILLO CON ARANDELA	2		2	2	
37	688-45501-11	DRIVE SHAFT COMP. EJE DE MANDO COMPL.	1		1	1	L (20.3") L (20.3")
38	688-45551-01	PINION (13T) PINON (13T)	1		1	1	
39	90170-16M01	NUT TUERCA	1		1	1	
40	688-45560-00	GEAR 1 (26T) ENGRANAJE 1 (26T)	1		1	1	
41	6H1-45611-01	SHAFT, PROPELLER EJE PROPUSOR	1		1	1	
42	90501-12M48	SPRING, COMPRESSION RESORTE DE COMPRESION	1		1	1	

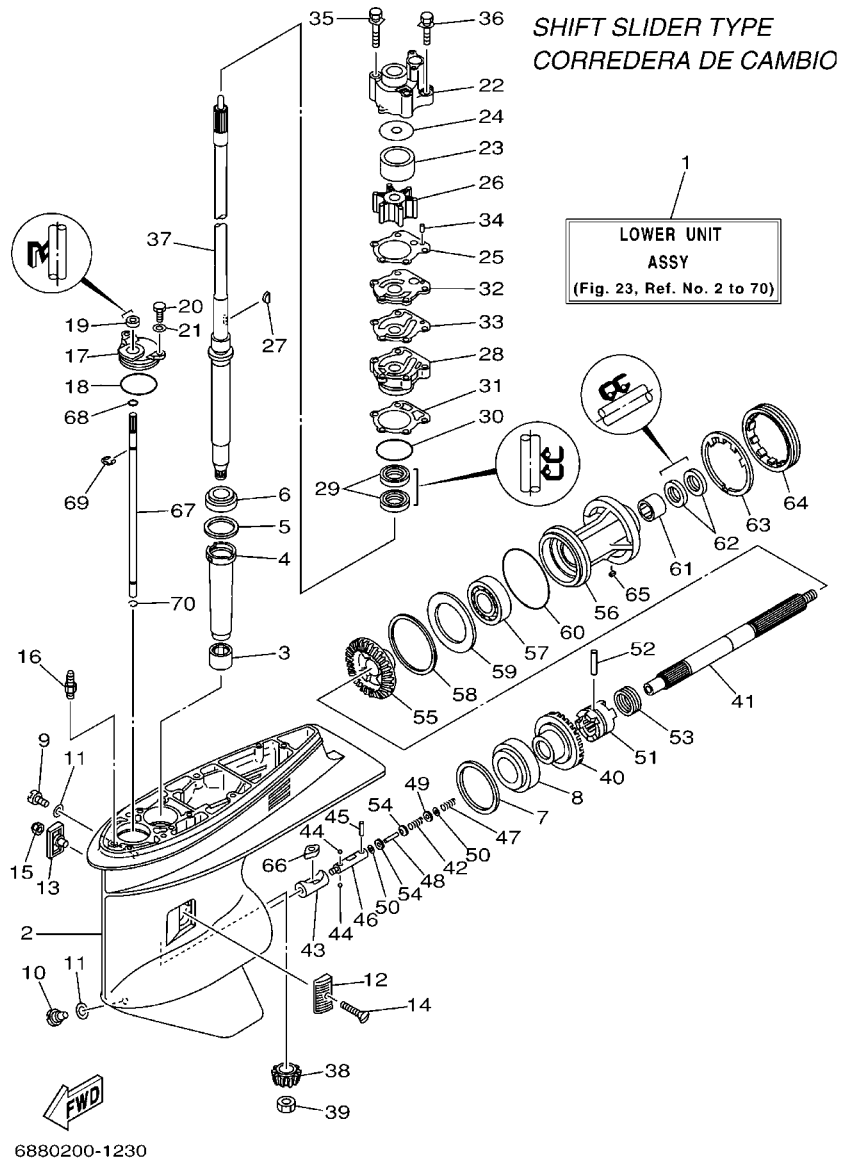
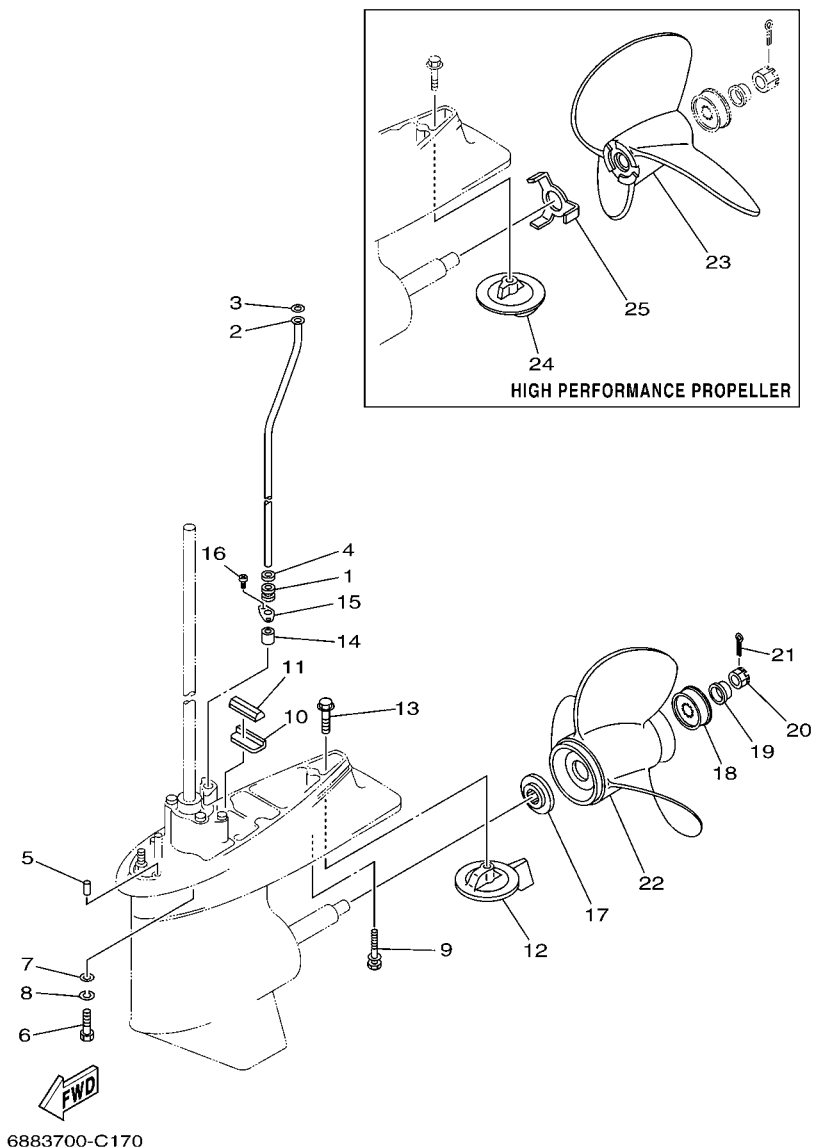


FIG. 23 LOWER CASING & DRIVE 2 IMPULSOR E INFERIOR 2

REF. NO.	PART NO. CODIGO Nº	DESCRIPTION DESCRIPCION	ET	TUNA	ED	EHD	REMARKS OBSERVACIONES
43	6H1-45641-01	SHIFTER CAMBIO	1		1	1	
44	93503-16003	BALL ESFERA	2		2	2	
45	93603-12M11	PIN, DOWEL PASADOR DE CLAVIJA	1		1	1	
46	6H1-45634-02	SLIDE, SHIFT DESLIZADOR, CAMBIO	1		1	1	
47	90501-16M65	SPRING, COMPRESSION RESORTE DE COMPRESION	1		1	1	
48	6H1-45668-00	SHAFT, FREE EJE	1		1	1	
49	90201-03313	WASHER, PLATE ARANDELA PLANA	1		1	1	
50	90183-02M03	NUT, SPRING TUERCA DE RESORTE	2		2	2	
51	6H1-45631-01	CLUTCH, DOG EMBRAGUE DE GARRA	1		1	1	
52	90250-07M02	PIN, STRAIGHT PASADOR CILINDRICO	1		1	1	
53	688-45633-00	RING, CROSS PIN ANILLO DE PASADOR	1		1	1	
54	6H1-45635-00	PLUNGER, SHIFT EMBOLO DE CAMBIO	2		2	2	
55	6H1-45571-00	GEAR 2 (26T) ENGRANAJE 2 (26T)	1		1	1	
56	688-45331-00-94	HOUSING, BEARING CAJA DE COJINETE	1		1	1	
57	93306-207U0	BEARING COJINETE	1		1	1	
58	688-45577-01	SHIM (T:0.10MM) LAINA (T:0.10MM)	1		1	1	UR
	688-45577-10	SHIM (T:0.12MM) LAINA (:0.12MM)	1		1	1	UR
	688-45577-20	SHIM (T:0.15MM) LAINA (T:0.15MM)	1		1	1	UR
	688-45577-30	SHIM (T:0.18MM) LAINA (T:0.18MM)	1		1	1	UR
	688-45577-40	SHIM (T:0.30MM) LAINA (T:0.30MM)	1		1	1	UR
	688-45577-50	SHIM (T:0.40MM) LAINA (T:0.40MM)	1		1	1	UR
	688-45577-60	SHIM (T:0.50MM) LAINA (T:0.50MM)	1		1	1	UR
59	688-45576-00	WASHER, THRUST ARANDELA DE EMPUJE AXIAL	1		1	1	
60	93210-85M97	O-RING ANILLO O	1		1	1	
61	93317-325U0	BEARING COJINETE	1		1	1	
62	93101-25M03	OIL SEAL SELLO ACEITE	2		2	2	
63	688-45383-02	WASHER, CLAW ARANDELA DE UNA	1		1	1	

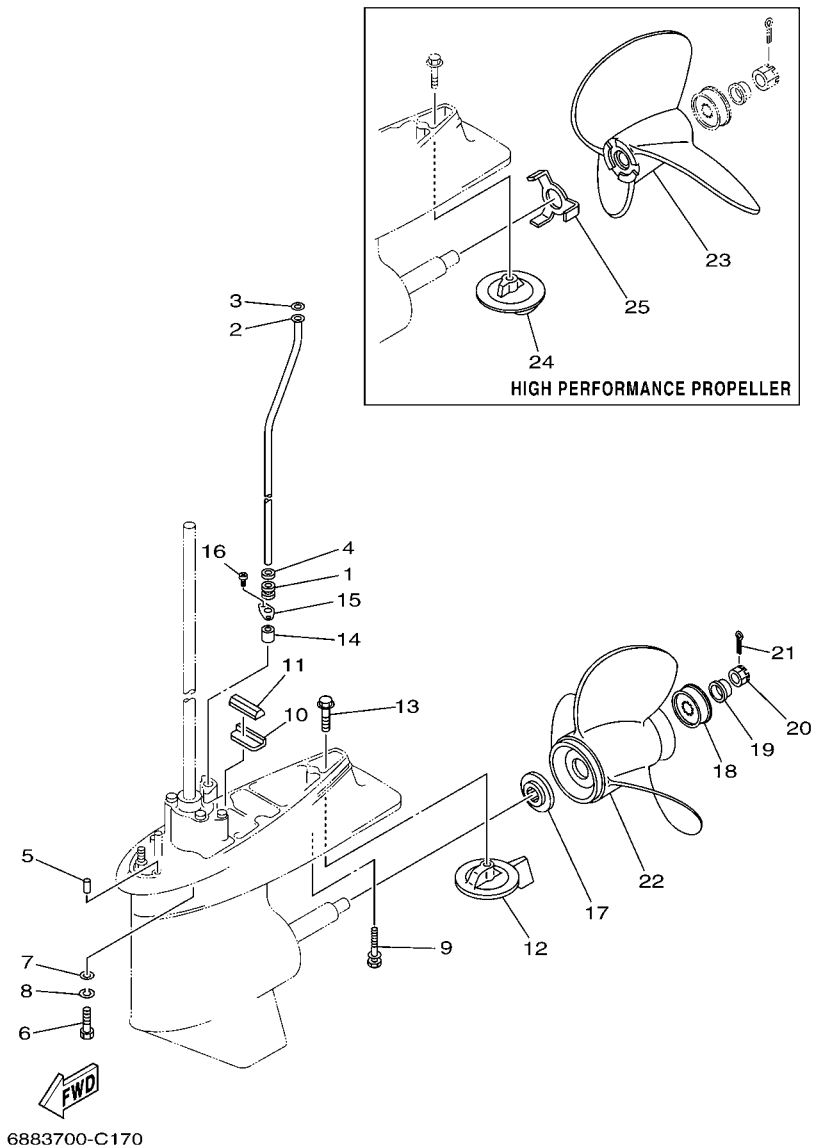
FIG. 24 LOWER CASING & DRIVE 3

IMPULSOR E INFERIOR 3



REF. NO.	PART NO. CODIGO Nº	DESCRIPTION DESCRIPCION	ET	TUNA	ED	EHD	REMARKS OBSERVACIONES
1	663-44367-00	DAMPER, WATER SEAL GOMA DEL SELLO DE AGUA	1	1	1	1	
2	688-44361-10	TUBE, WATER TUBO DE AGUA	1	1	1	1	L (20.3") L (20.3")
	692-44361-20	TUBE, WATER TUBO DE AGUA				1	Y (22.5") Y (22.5")
	688-44361-20	TUBE, WATER TUBO DE AGUA	1	1	1	1	X (25.3") X (25.3")
3	90202-12060	WASHER, PLATE ARANDELA DE PLANA	1	1	1	1	
4	90430-12072	GASKET JUNTA	1	1	1	1	
5	93606-12019	PIN, DOWEL PASADOR DE CLAVIJA	2	2	2	2	L (20.3") L (20.3")
6	97075-10040	BOLT PERNO	4	4	4	4	L (20.3") L (20.3")
7	92990-10600	WASHER, PLATE ARANDELA PLANA	4	4	4	4	
8	92990-10100	WASHER, SPRING ARANDELA PLANA	4	4	4	4	
9	90119-08M84	BOLT, WITH WASHER TORNILLO CON ARANDELA	1	1	1	1	L (20.3") L (20.3")
10	663-45376-00-94	GUIDE, SEAL DAMPER GUIA DE SELLO GOMA	1	1	1	1	
11	688-45375-00	DAMPER, SEAL GOMA DE SELLO	1	1	1	1	
12	688-45371-02	TAB-TRIM QUILLA ESTABILIZADOR	1	1	1	1	
13	90105-10M67	BOLT, FLANGE TORNILLO	1	1	1	1	
14	663-44366-00	DAMPER, WATER SEAL GOMA DEL SELLO DE AGUA	1	1	1	1	
15	90480-19M06	GROMMET TAPON	1	1	1	1	
16	97780-40512	SCREW, TAPPING TORNILLO DE CABEZA DE CONO ACH	2	2	2	2	
17	688-45987-01	SPACER ESPACIADOR	1	1	1	1	
18	67F-45997-00	SPACER ESPACIADOR	1	1	1	1	
19	90389-25M00	BUSH BUJE	1	1	1	1	
20	90171-16011	NUT, CASTLE TUERCA ENTALLADA	1	1	1	1	
21	91490-40025	PIN, COTTER CHAVETA	1	1	1	1	
22	6E5-45941-00-EL	PROPELLER (3X13"X19"-K) PROPELA (3X13"X19"-K)	1	1	1	1	UR UR
	6E5-45943-00-EL	PROPELLER (3X12-5/8"X21"-K) PROPELA (3X12-5/8"X21"-K)	1	1	1	1	UR UR
	6E5-45945-01-EL	PROPELLER (3X13-1/4"X17"-K) PROPELA (3X13-1/4"X17"-K)	1	1	1	1	UR UR
	6E5-45947-00-EL	PROPELLER (3X13-1/2"X15"-K) PROPELA (3X13-1/2"X15"-K)	1	1	1	1	UR UR

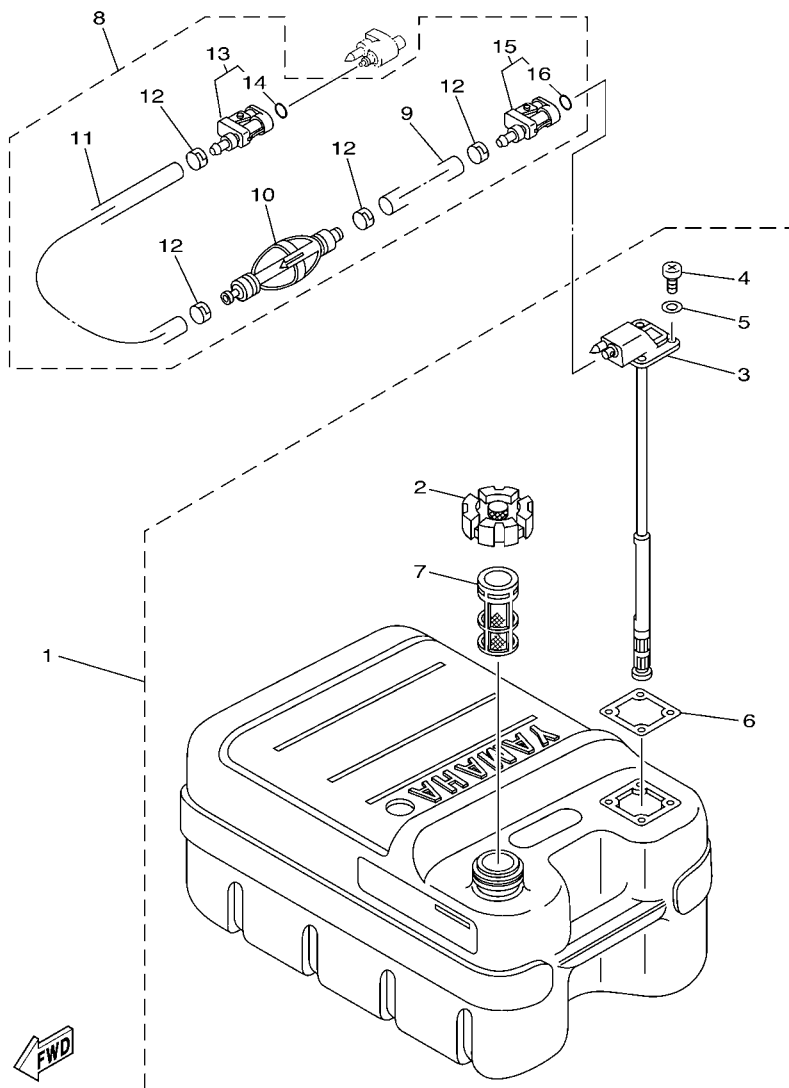
FIG. 24 LOWER CASING & DRIVE 3 IMPULSOR E INFERIOR 3



REF. NO.	PART NO. CODIGO Nº	DESCRIPTION DESCRIPCION	ET	TUNA	ED	EHD	REMARKS OBSERVACIONES
22	6E5-45949-00-EL	PROPELLER (3X13-5/8"X13"-K) PROPELA (3X13-5/8"X13"-K)	1	1	1	1	UR UR
	6E5-45952-00-EL	PROPELLER (3X13"X23"-K) PROPELA (3X13"X23"-K)	1	1	1	1	UR UR
	6E5-45954-00-EL	PROPELLER (3X14"X11"-K) PROPELA (3X14"X11"-K)	1	1	1	1	UR UR
	688-45970-03-98	PROPELLER (3X13"X19"-K) PROPELA (3X13"X19"-K)	1	1	1	1	UR UR
	688-45972-02-98	PROPELLER (3X13"X21"-K) PROPELA (3X13"X21"-K)	1	1	1	1	UR UR
	688-45974-02-98	PROPELLER (3X13"X23"-K) PROPELA (3X13"X23"-K)	1	1	1	1	UR UR
	688-45976-01-98	PROPELLER (3X13"X25"-K) PROPELA (3X13"X25"-K)	1	1	1	1	UR UR
	688-45978-60-98	PROPELLER (3X13-1/2"X16"-K) PROPELA (3X13-1/2"X16"-K)	1	1	1	1	UR UR
	688-45930-02-98	PROPELLER (3X13"X17"-K) PROPELA (3X13"X17"-K)	1	1	1	1	UR UR
	688-45932-60-98	PROPELLER (3X13-1/2"X14"-K) PROPELA (3X13-1/2"X14"-K)	1	1	1	1	UR UR
23	6E5-45970-10	PROPELLER (3X14"X20"-P) PROPELA (3X14"X20"-P)	1	1	1	1	UR UR
	6E5-45972-10	PROPELLER (3X14"X24"-P) PROPELA (3X14"X24"-P)	1	1	1	1	UR UR
	6E5-45974-10	PROPELLER (3X14"X28"-P) PROPELA (3X14"X28"-P)	1	1	1	1	UR UR
	6E5-45976-10	PROPELLER (3X14"X22"-P) PROPELA (3X14"X22"-P)	1	1	1	1	UR UR
	6E5-45978-10	PROPELLER (3X14"X26"-P) PROPELA (3X14"X26"-P)	1	1	1	1	UR UR
24	6E5-45371-10	TAB-TRIM QUILLA ESTABILIZADOR	1	1	1	1	
25	6E5-45994-10	PLATE, TOOTH PLACA	1	1	1	1	

FIG. 25 FUEL TANK

DEPOSITO DE COMBUSTIBLE

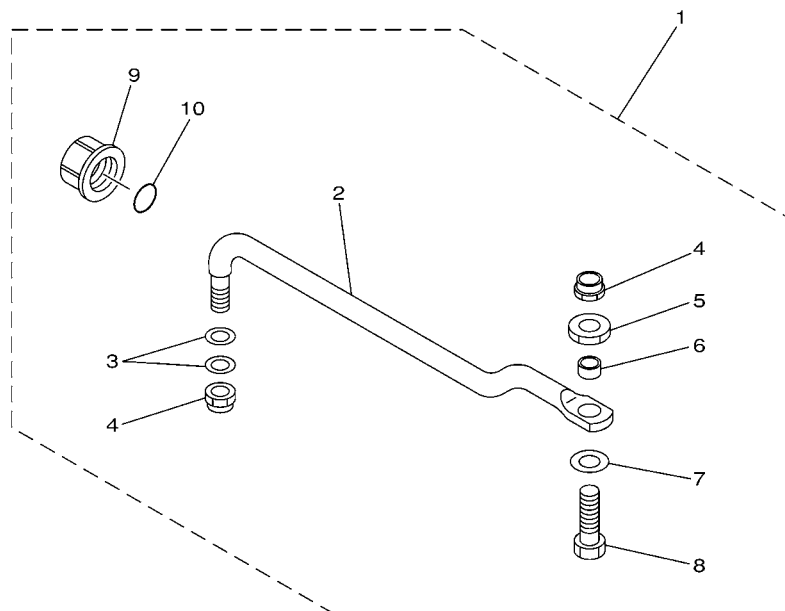


68U3100-C240

REF. NO.	PART NO. CODIGO Nº	DESCRIPTION DESCRIPCION	ET	TUNA	ED	EHD	REMARKS OBSERVACIONES
1	6YJ-24201-00	FUEL TANK ASSY (24L) TANQUE DEL COMBUSTIBLE (24L)	1		1	1	AP AP
	6YJ-24201-10	FUEL TANK ASSY (24L) TANQUE DEL COMBUSTIBLE (24L)	1			1	AP WITH INDICATOR AP WITH INDICATOR
2	6YJ-24610-01	.CAP ASSY .TAPA COMPLETA	1		1	1	
3	6YJ-24260-00	.FUEL METER ASSY .MEDIDOR DE COMBUSTIBLE COMPL.	1		1	1	
	6Y1-24260-12	.FUEL METER ASSY .MEDIDOR DE COMBUSTIBLE COMPL.	1			1	WITH INDICATOR WITH INDICATOR
4	98586-05016	.SCREW, PAN HEAD .TORNILLO DE CABEZA CON PLANA	4		4	4	
5	6Y1-24329-00	.SEAL .SELLO	4		4	4	
6	6Y1-24268-00	.GASKET, FUEL METER .EMPAQ MEDIDOR DE COMBUSTIBLE	1		1	1	
7	6YJ-24167-00	.STRAINER .COLADOR	1		1	1	
8	61J-24306-04	FUEL PIPE COMP. 1 TUBO COMBUST. COMPL 1	1		1	1	AP AP
9	90445-11M06	.HOSE (L2050) .MANGUERA (L2050)	1		1	1	
10	61J-24360-00	.PRIMER PUMP ASSY .SOPORTE BOMBA	1		1	1	
11	90445-11M05	.HOSE (L850) .MANGUERA (L850)	1		1	1	
12	650-24351-01	.BAND 1 .ABRAZADERA 1	4		4	4	
13	6G1-24305-05	.FUEL PIPE JOINT COMP. 2 .CONECTOR MANGUERA COMBUST. 2	1		1	1	
14	93210-08287	..O-RING ..ANILLO O	1		1	1	
15	6Y1-24305-06	.FUEL PIPE JOINT COMP. 2 .CONECTOR MANGUERA COMBUST. 2	1		1	1	
16	93210-08287	..O-RING ..ANILLO O	1		1	1	

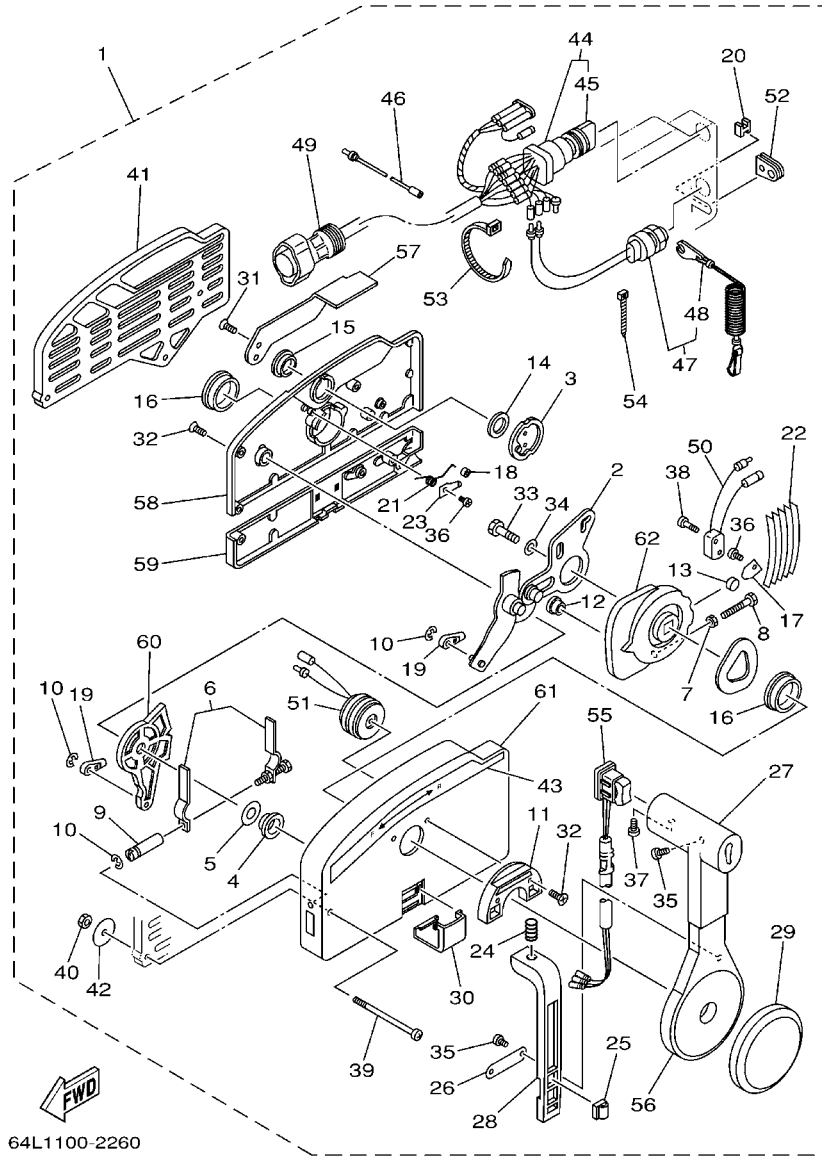
FIG. 26 STEERING GUIDE

DIRECCIONGUIAR



REF. NO.	PART NO. CODIGO Nº	DESCRIPTION DESCRIPCION	ET	TUNA	ED	EHD	REMARKS OBSERVACIONES
1	688-61350-10	STEERING GUIDE ATTACHMENT KIT ESTUCHE ADITAMENTO GUIA DE TIM	1	1			AP AP
2	688-61351-10	.ROD, STEERING LINK .VARILLA ESLABON DIRECCION	1	1			
3	90201-10M20	.WASHER, PLATE .ARANDELA PLANA	2	2			
4	90185-09M01	.NUT, SELF-LOCKING .TUERCA AUTOBLOCANTE	2	2			
5	90170-09M03	.NUT .TUERCA	1	1			
6	90387-10M42	.COLLAR .ESPACIADOR	1	1			
7	90201-10M63	.WASHER, PLATE .ARANDELA PLANA	1	1			
8	6E5-61355-00	.BOLT .TORNILLO	1	1			
9	6E5-43145-01	.CAP, CLAMP BRACKET .TAPA	1	1			
10	93210-16275	.O-RING .ANILLO O	1	1			

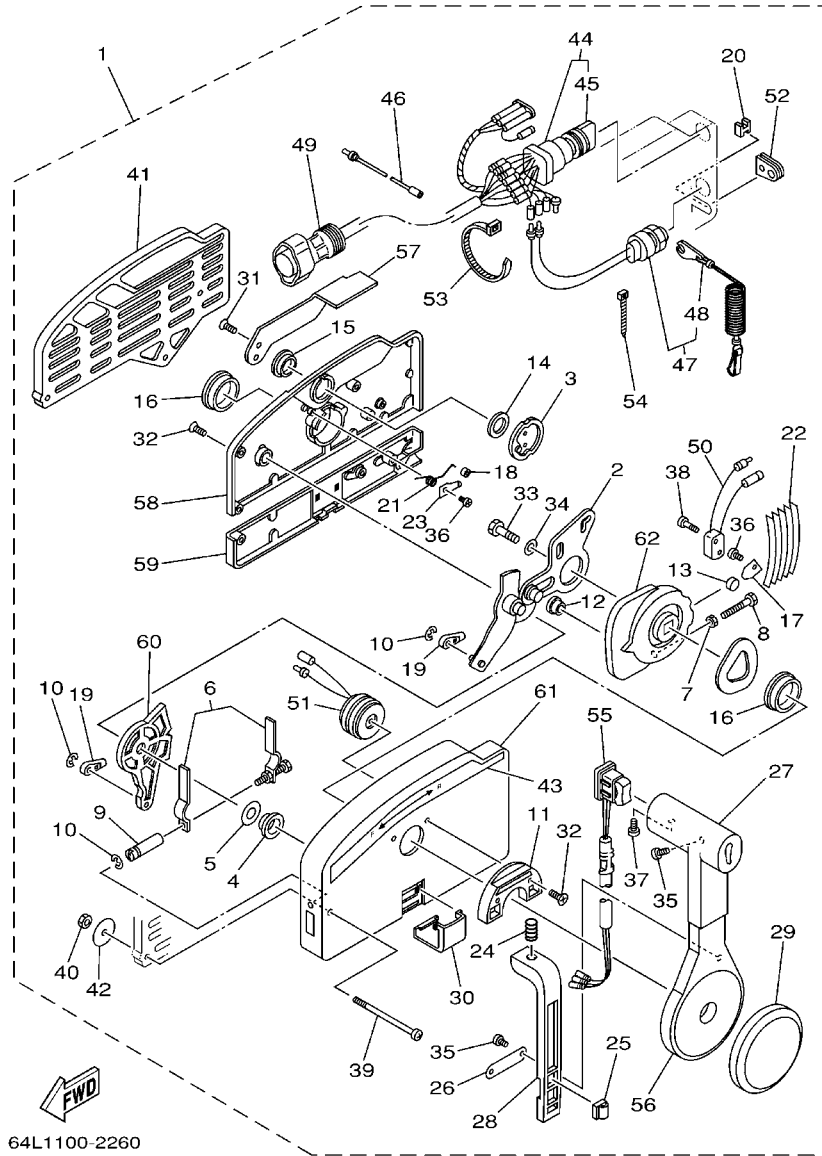
6880700-9190



64L1100-2260

FIG. 28 REMOTE CONTROL ASSY CONTROL REMOTO COMPL

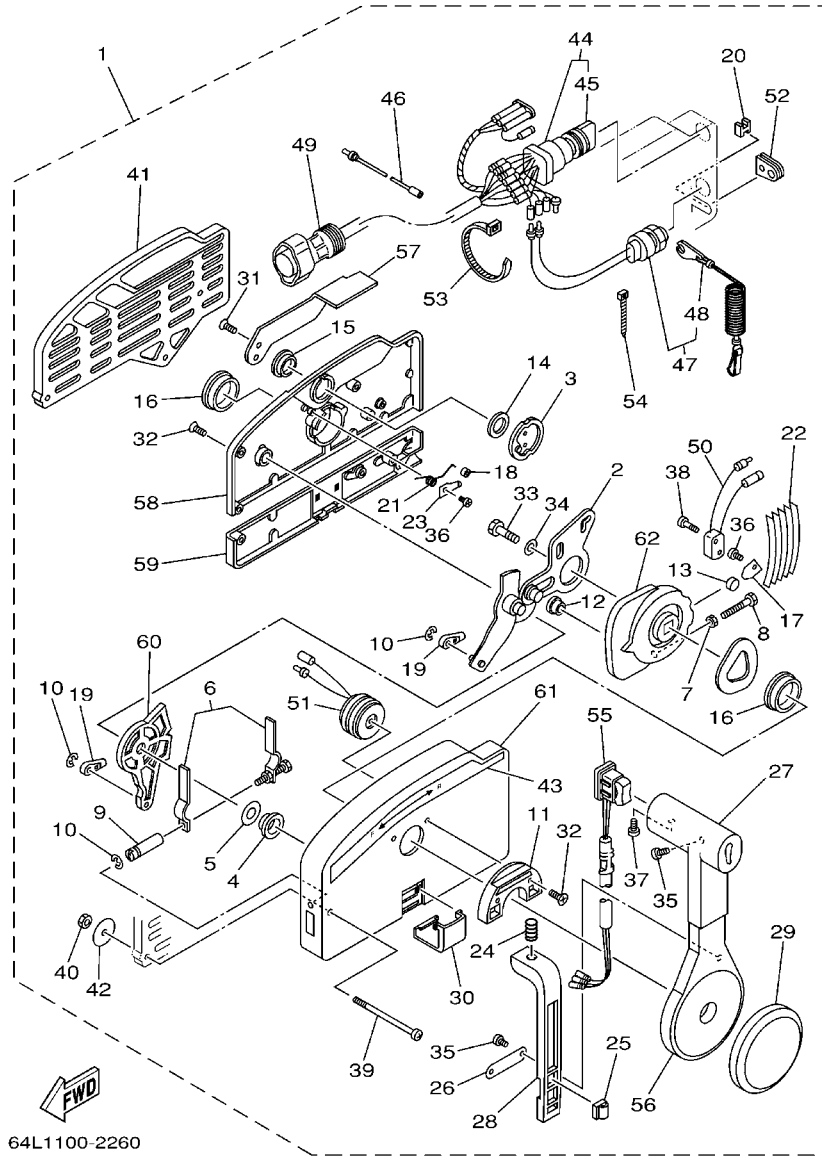
REF. NO.	PART NO. CODIGO N°	DESCRIPTION DESCRIPCION	ET	TUNA	ED	EHD	REMARKS OBSERVACIONES
1	703-48205-17	REMOTE CONTROL ASSY (10P) REMOTO CONTROL COMPL. (10P)	1				AP WITH PT/T SW. AP WITH PT/T SW.
	703-48203-15	REMOTE CONTROL ASSY (7P) REMOTO CONTROL COMPL. (7P)		1	1		AP AP
2	703-48261-01	.ARM, THROTTLE .BRAZO ACELERADOR	1	1	1		
3	703-48153-00	.SHAFT, FREE ACCEL. .EJE	1	1	1		
4	703-48235-00	.BUSHING .BUJE	1	1	1		
5	703-48268-00	.SPACER .ESPACIADOR 3	1	1	1		
6	703-48264-00	.FRICTION, THROTTLE .FRICCION DE ACELERADOR	1	1	1		
7	95380-05600	.NUT .TUERCA	1	1	1		
8	97380-05025	.BOLT .TORNILLO HEXAGONAL	1	1	1		
9	703-48265-00	.SHAFT, FRICTION .EJE FRICCION	1	1	1		
10	93430-06024	.CIRCLIP .SEGURO	3	3	3		
11	703-48245-00	.PLATE, LOCK .PLACA CERRADURA	1	1	1		
12	703-48252-00	.ROLLER, CAM .RODILLO LEVA	1	1	1		
13	701-48248-00	.ROLLER, FREE ACCEL. .RODILLO ACELERADOR LIBRE	1	1	1		
14	703-48198-00	.WASHER, WAVE .RONDANA ONDULADA 3	1	1	1		
15	703-48243-00	.BUSHING .BUJE 3	1	1	1		
16	703-48236-00	.BUSHING 1 .BUJE	2	2	2		
17	703-48189-00	.RETAINER .RETENEDOR	1	1	1		
18	703-48234-00	.ROLLER, DETENT .RODILLO	1	1	1		
19	703-48345-01	.CABLE END, REMOTE CONTROL 2 .TERMINAL CABLE DE CONTROL REM	2	2	2		
20	703-48358-00	.ANCHOR, CABLE .ABRAZADERA CABLE	1	1	1		
21	703-48244-00	.SPRING, FREE ACCEL. .RESORTE ACELERADOR LIBRE	1	1	1		
22	703-48238-00	.SPRING, DETENT .RESORTE	5	5	5		
23	703-48246-00	.SPACER .ESPACIADOR	1	1	1		
24	703-48227-00	.SPRING, NEUTRAL LOCK .RESORTE DE SEGURO	1	1	1		
25	703-82594-00	.CLAMP .GRAMPA	1				WITH PT/T SW. WITH PT/T SW.
26	703-48226-00	.PLATE, STOPPER .PLACA RETEN	1	1	1		



64L1100-2260

FIG. 28 REMOTE CONTROL ASSY CONTROL REMOTO COMPL

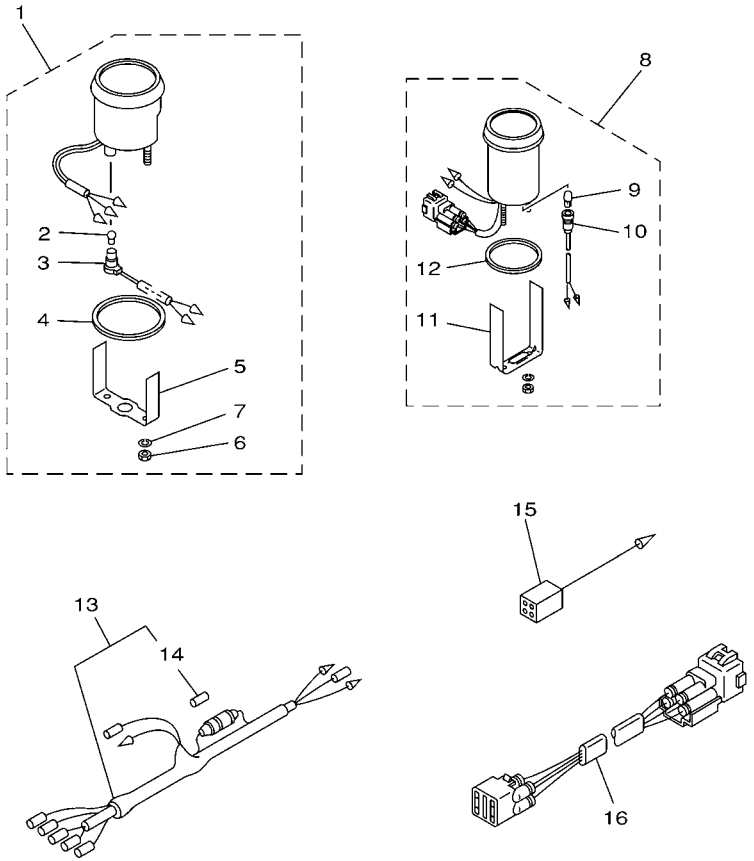
REF. NO.	PART NO. CODIGO Nº	DESCRIPTION DESCRIPCION	ET	TUNA	ED	EHD	REMARKS OBSERVACIONES
27	703-48222-00	.GRIP, CONTROL LEVER .MANGO DE PALANCA CONTROL	1	1	1		SINGLE SINGLE
28	703-48223-00	.LOCK, NEUTRAL .CERRADURA NEUTRO	1	1	1		
29	703-48225-00	.COVER .CUBIERTA	1	1	1		
30	703-48219-00	.COVER, LEAD .CUBIERTA	1	1	1		
31	703-48281-00	.SCREW .TORNILLO 1	2	2	2		
32	703-48282-00	.SCREW .TORNILLO 2	7	7	7		
33	97380-08030	.BOLT .TORNILLO HEXAGONAL	1	1	1		
34	92990-08600	.WASHER, PLATE .ARANDELA PLANA	1	1	1		
35	98580-04010	.SCREW, PAN HEAD .TORNILLO DE CABEZA CRUZADA	3	3	3		
36	98580-04006	.SCREW, PAN HEAD .TORNILLO DE CABEZA CRUZADA	2	2	2		
37	98580-05010	.SCREW, PAN HEAD .TORNILLO DE CABEZA CRUZADA	1	1	1		
38	98580-03015	.SCREW, PAN HEAD .TORNILLO DE CABEZA CRUZADA	2	2	2		
39	703-48291-10	.SCREW (M6) .TORNILLO (M6)	3	3	3		
40	95380-06600	.NUT, HEXAGON .TUERCA	3	3	3		
41	703-48293-10	.SPACER, REMOTE CONTROL .ESPACIADOR	1	1	1		SINGLE SINGLE
42	701-48287-00	.WASHER .ARANDELA	3	3	3		
43	703-48215-00	.GRAPHIC .CALCOMANIA 1	1	1	1		
44	703-82510-43	.MAIN SWITCH ASSY .CONJUNTO DE LLAVE IGNICION	1				FOR 703-48205-17 FOR 703-48205-17
	703-82510-33	.MAIN SWITCH ASSY .CONJUNTO DE LLAVE IGNICION		1	1		FOR 703-48203-15 FOR 703-48203-15
45	703-82577-00	.CAP, KEY .TAPA	1	1	1		
46	703-82531-00	.WIRE, LEAD .CABLE CONDUCTOR	1	1	1		
47	688-82575-01	.ENGINE STOP SWITCH ASSY .INTERRUPTOR DE PARADA COMPL	1	1	1		
48	682-82556-00	.LANYARD, STOP SWITCH .RETENER	1	1	1		
49	688-8258A-20	.EXTENSION, WIRE HARNESS .EXTENSION, ARNES DE CABLES	1				L:5M (10P) L:5M (10P)
	688-82586-21	.EXTENSION, WIRE HARNESS .EXTENSION, CONJ. DE CABLES		1	1		L:5M (7P) L:5M (7P)
50	703-82540-00	.NEUTRAL SWITCH ASSY .INTERRUPTOR NEUTRAL COMPL	1	1	1		
51	703-83383-02	.BUZZER .ZUMBADOR	1	1	1		



64L1100-2260

FIG. 28 REMOTE CONTROL ASSY CONTROL REMOTO COMPL

REF. NO.	PART NO. CODIGO Nº	DESCRIPTION DESCRIPCION	ET	TUNA	ED	EHD	REMARKS OBSERVACIONES
52	703-48284-00	.GROMMET .TAPON 1	1	1	1		
53	703-82591-00	.BAND .BANDA	1	1	1		
54	703-82592-00	.BAND .BANDA	1	1	1		
55	703-82563-02	.TRIM & TILT SWITCH ASSY .INTERRUPTOR DE INCLINACION	1				WITH PT/T SW. WITH PT/T SW.
	703-48224-00	.COVER, CONTROL LEVER .CUBIERTA DE PALANCA CONTROL		1	1		WITHOUT PT/T SW. WITHOUT PT/T SW.
56	703-48221-00	.LEVER, CONTROL .PALANCA CONTROL	1	1	1		
57	703-48152-00	.KNOB, FREE ACCEL. .PERILLA	1	1	1		
58	703-48212-00	.BACK PLATE 1 .PLACA TRASERA 1	1	1	1		
59	703-48213-00	.BACK PLATE 2 .PLACA TRASERA 2	1	1	1		
60	703-48271-00	.ARM, SHIFT .BRAZO CAMBIADOR	1	1	1		
61	703-48211-01	.HOUSING,1 .CAJA	1	1	1		
62	703-48232-00	.GEAR .ENGRANAJE 1	1	1	1		



6E50200-0280

FIG. 29 METER

MEDIDOR

REF. NO.	PART NO. CODIGO Nº	DESCRIPTION DESCRIPCION	ET	TUNA	ED	EHD	REMARKS OBSERVACIONES
1	6Y7-83540-20	TACHOMETER ASSY TACOMETRO COMPLETO	1				AP WITHOUT OIL LAMP AP WITHOUT OIL LAMP
2	6Y5-83517-00	.BULB (12V-1.7W, T10) .BOMBILLA (12V-1.7W, T10)	1				
3	6Y5-83536-40	.SOCKET, METER .ENCASTRE DE MEDIDOR	1				
4	6Y5-83523-00	.DAMPER .AMORTIGUADOR	1				
5	6Y5-83514-00	.PLATE, FITTING .PLACA ACCESORIA	1				
6	95380-05600	.NUT .TUERCA	2				
7	92990-05100	.WASHER, SPRING .ARANDELA PLANA	2				
8	6Y7-83670-00	TRIM METER ASSY. MEDIDOR DE INCLINACION	1				AP AP
9	6Y5-83518-00	.BULB (12V-1.7W T6.5) .BOMBILLA (12V-1.7W T6.5)	1				
10	6Y5-83536-00	.SOCKET, METER .ENCASTRE DE MEDIDOR	1				
11	6Y5-83544-00	.PLATE, FITTING .PLACA ACCESORIA	1				
12	688-83664-00	.DAMPER .AMORTIGUADOR	1				
13	6Y5-83553-00	WIRE, LEAD (L=2.5M) CABLE CONDUCTOR (L=2.5M)	1				AP AP
14	1E6-82151-00	.FUSE (10A) .FUSIBLE (10A)	1				
15	6Y5-82117-00	WIRE, LEAD (BLACK) CABLE, CONDUCTOR (NEGRO)	1				AP AP
16	6R3-82553-70	EXTENSION, WIRE LEAD CABLE	1				AP 4P,7M AP 4P,7M

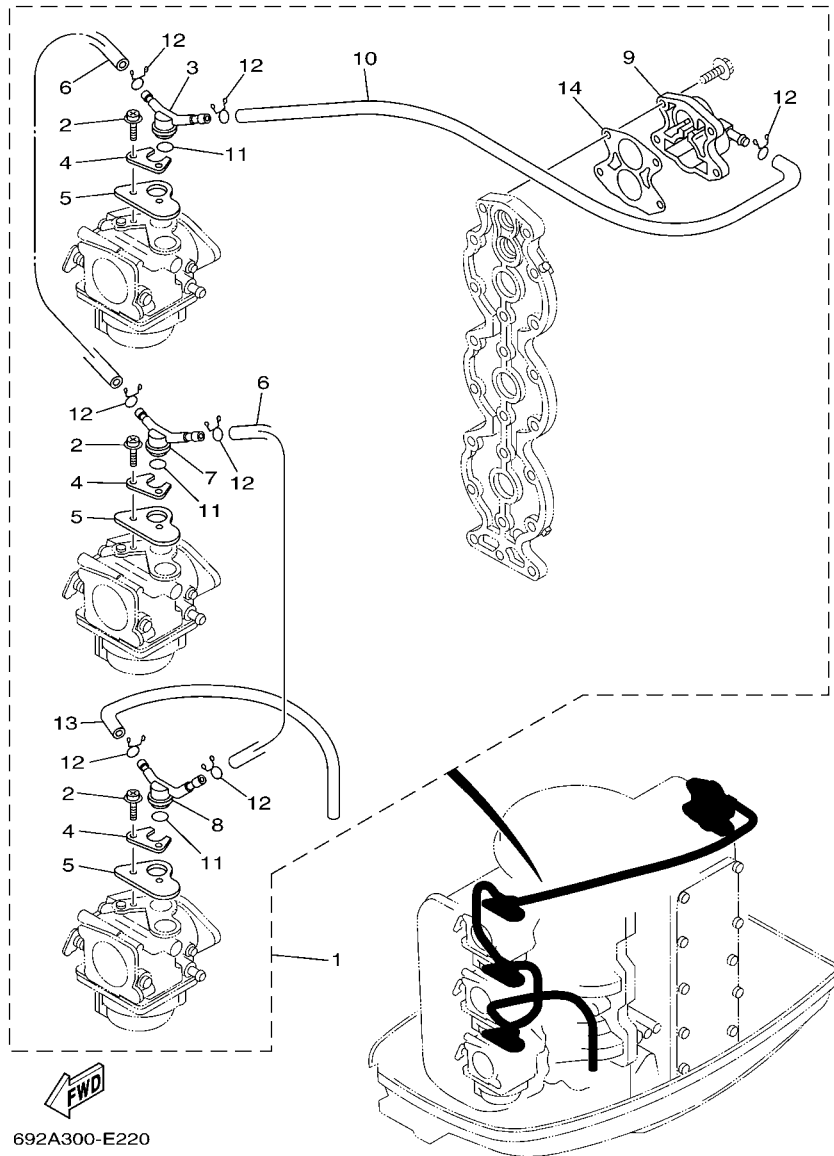


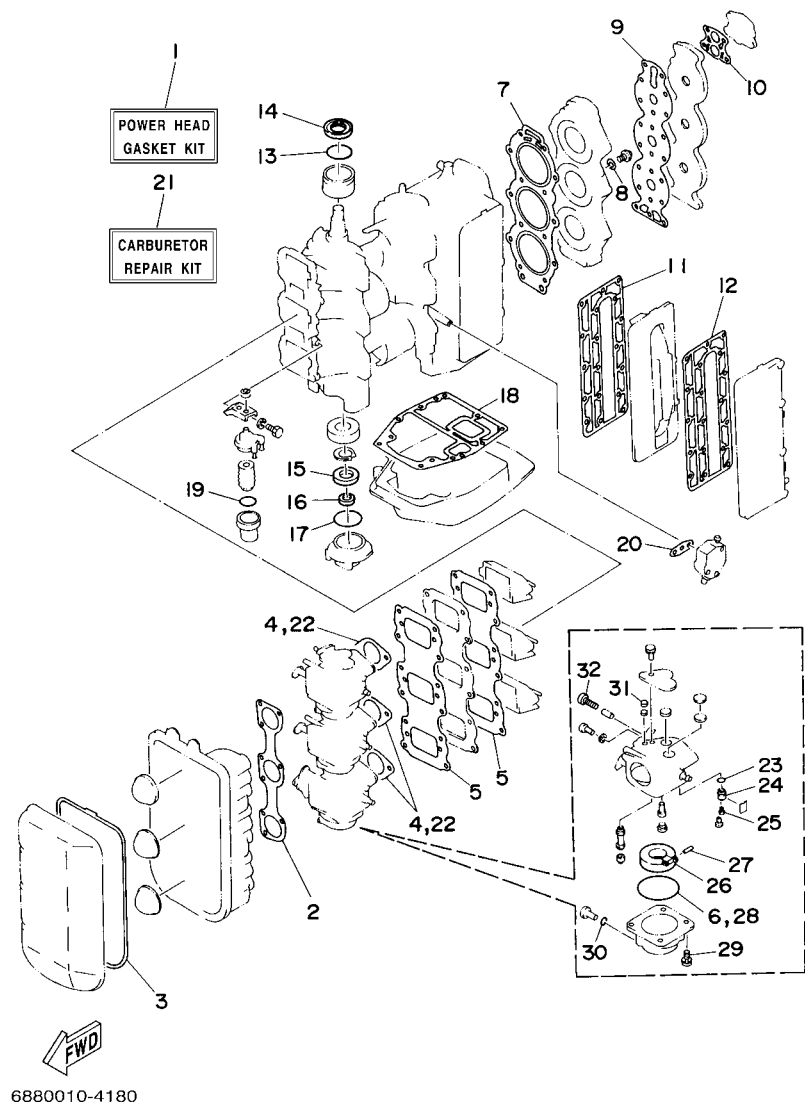
FIG. 30 OPTIONAL PARTS

PARTES OPCIONALES

REF. NO.	PART NO. CODIGO Nº	DESCRIPTION DESCRIPCION	ET	TUNA	ED	EHD	REMARKS OBSERVACIONES
1	688-12440-51	HEAT EXCHANGER ASSY INTERCAMBIADOR DE CALOR COMPL	1	1	1	1	AP AP
2	97980-05114	.SCREW, WITH WASHER .TORNILLO, CON ARANDELA	6	6	6	6	
3	6H1-14969-50	.CAP .TAPA	1	1	1	1	
4	6H1-14945-50	.PLATE .PLACA	3	3	3	3	
5	6H1-14572-50	.PLATE, STAY .PLACA DE SOPORTE	3	3	3	3	
6	90445-11M01	.HOSE (L180) .TUBO (L180)	2	2	2	2	
7	6H1-14169-50	.CAP .FUNDA	1	1	1	1	
8	6H1-14968-50	.CAP .TAPA	1	1	1	1	
9	6H1-12413-50	.COVER, THERMOSTAT .CUBIERTA TERMOSTATO	1	1	1	1	
10	6H1-14348-51	.PIPE 1 .MANGUERA	1	1	1	1	
11	93210-15M52	.O-RING .ANILLO O	3	3	3	3	
12	90467-10M04	.CLIP .PRESILLA	7	7	7	7	
13	6E5-12481-00	.PIPE 1 .TUBO 1	1	1	1	1	
14	6H1-12414-50	.GASKET, COVER .EMPAQUE	1	1	1	1	

FIG. 31 REPAIR KIT 1

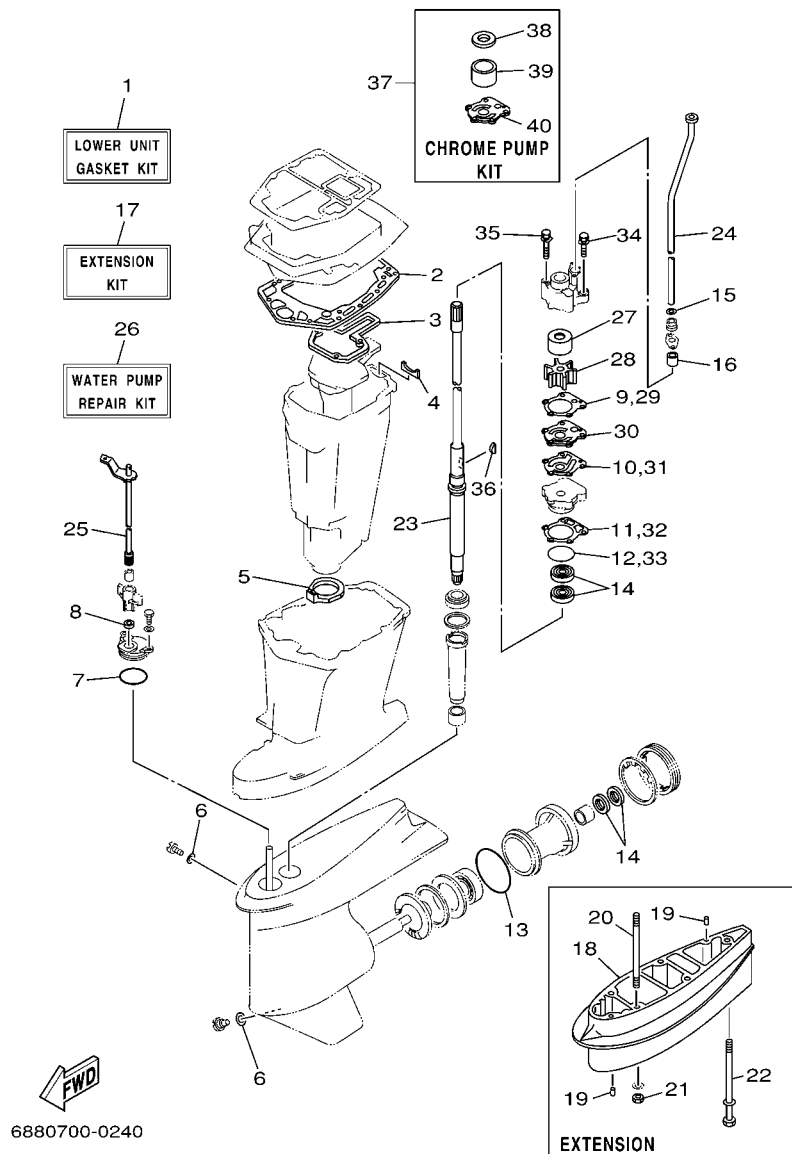
ESTUCHE REPARATION 1



REF. NO.	PART NO. CODIGO Nº	DESCRIPTION DESCRIPCION	ET	TUNA	ED	EHD	REMARKS OBSERVACIONES
1	688-W0001-02	POWER HEAD GASKET KIT JUEGO DE EMPAQUE	1	1	1	1	
2	688-14483-A0	.GASKET .EMPAQUE	1	1	1	1	
3	688-14416-01	.GASKET, AIR CLEANER .EMPAQUE	1	1	1	1	
4	688-14198-A2	.GASKET .EMPAQUE	3	3	3	3	
5	688-13621-A1	.GASKET, VALVE SEAT .JUNTA, DE VALV.DE EMPAQUE	2	2	2	2	
6	676-14984-00	.GASKET, FLOAT CHAMBER .EMPAQUE CAMARA DE BOIA	3	3	3	3	
7	688-11181-A1	.GASKET, CYLINDER HEAD 1 .JUNTA, DE CULATA 1	1	1	1	1	
8	90430-14115	.GASKET .JUNTA	1	1	1	1	
9	688-11193-A1	.GASKET, HEAD COVER 1 .EMPAQUE	1	1	1	1	
10	688-12414-A1	.GASKET, COVER .EMPAQUE	1	1	1	1	
11	688-41112-A0	.GASKET, EXHAUST INNER COVER .EMPAQUE	1	1	1	1	
12	688-41114-A0	.GASKET, EXHAUST OUTER COVER .EMPAQUE	1	1	1	1	
13	93210-46M16	.O-RING .ANILLO O	1	1	1	1	
14	93102-36M02	.OIL SEAL .SELLO ACEITE	1	1	1	1	
15	93102-30M05	.OIL SEAL .SELLO ACEITE	1	1	1	1	
16	93104-20M02	.OIL SEAL .SELLO ACEITE	1	1	1	1	
17	93210-62269	.O-RING .ANILLO O	1	1	1	1	
18	688-45113-A0	.GASKET, UPPER CASING .EMPAQUE	1	1	1	1	
19	93210-32738	.O-RING .ANILLO O	1	1	1	1	
20	650-24431-A0	.GASKET, FUEL PUMP 1 .EMPAQUE BOMBA COMBUST 1	1	1	1	1	
21	6H1-W0093-01	CARBURETOR REPAIR KIT KIT REPARACION CARBURADOR	1	1	1	1	
22	688-14198-A2	.GASKET .EMPAQUE	3	3	3	3	
23	93210-04228	.O-RING .ANILLO O	3	3	3	3	
24	692-14590-01	.NEEDLE VALVE ASSY .VALVULA DE AGUJA COMPLETA	3	3	3	3	
25	676-14186-00	.PIN, FLOAT .PASADOR DE LA BOYA	3	3	3	3	
26	676-14985-01	.FLOAT .BOIA	3	3	3	3	
27	688-14548-00	.PIN, FLOAT ARM .PASADOR DE BRAZO DE BOIA	3	3	3	3	

FIG. 32 REPAIR KIT 2

ESTUCHE REPARATION 2

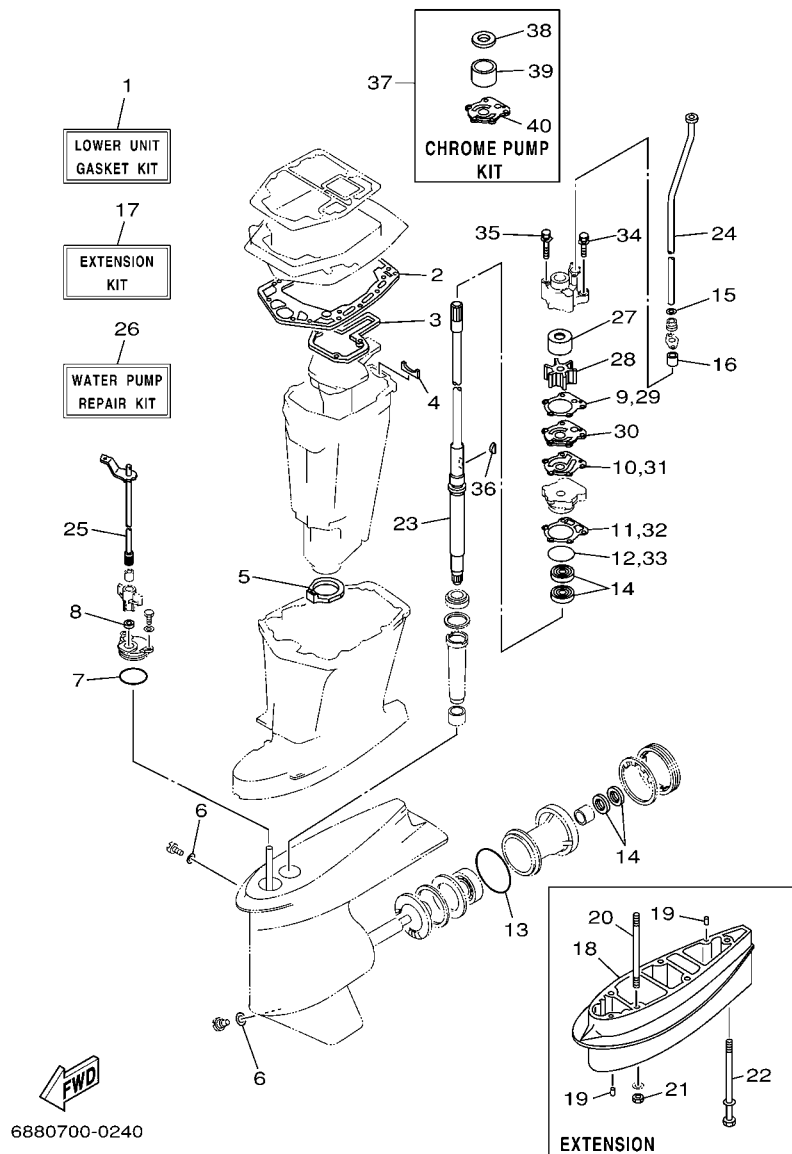


6880700-0240

REF. NO.	PART NO. CODIGO Nº	DESCRIPTION DESCRIPCION	ET	TUNA	ED	EHD	REMARKS OBSERVACIONES
1	688-W0001-22	LOWER UNIT GASKET KIT JUEGO DE EMPAQUE UNIDAD INFER.	1	1	1	1	
2	688-45114-A1	.GASKET, UPPER CASING .EMPAQUE	1	1	1	1	
3	688-41134-A0	.GASKET, EXHAUST MANIFOLD .EMPAQUE	1	1	1	1	
4	688-41133-00	.GASKET, EXHAUST MANIFOLD 1 .EMPAQUE ESCAPE MULTIPLE	1	1	1	1	
5	688-45123-00	.GASKET, MUFFLER .EMPAQUE SILENCIADOR	1	1	1	1	
6	90430-08020	.GASKET .JUNTA	2	2	2	2	
7	93210-49046	.O-RING .ANILLO O	1	1	1	1	
8	93106-09014	.OIL SEAL .SELLO ACEITE	1	1	1	1	
9	688-44315-A0	.GASKET, WATER PUMP .EMPAQUE	1	1	1	1	
10	688-44324-A0	.GASKET, CARTRIDGE .EMPAQUE	1	1	1	1	
11	688-44316-A0	.GASKET, WATER PUMP .EMPAQUE	1	1	1	1	
12	93210-46044	.O-RING .ANILLO O	1	1	1	1	
13	93210-85M97	.O-RING .ANILLO O	1	1	1	1	
14	93101-25M03	.OIL SEAL .SELLO ACEITE	4	4	4	4	
15	90430-12072	.GASKET .JUNTA	1	1	1	1	
16	663-44366-00	.DAMPER, WATER SEAL .GOMA DEL SELLO DE AGUA	1	1	1	1	
17	688-W0072-00-4D	EXTENSION KIT ESTUCHE PARA EXTENSION	1	1	1	1	X (25.3") X (25.3")
18	688-45211-00-4D	.EXTENSION .EXTENSION	1	1	1	1	
19	93606-12019	.PIN, DOWEL .PASADOR DE CLAVIJA	4	4	4	4	
20	90116-10M05	.BOLT, STUD .ESPARRAGO	4	4	4	4	
21	95380-10600	.NUT .TUERCA	4	4	4	4	
22	90119-08M86	.BOLT, WITH WASHER .TORNILLO CON ARANDELA	1	1	1	1	
23	688-45501-22	.DRIVE SHAFT COMP. .EJE DE MANDO COMPL.	1	1	1	1	
24	688-44361-20	.TUBE, WATER .TUBO DE AGUA	1	1	1	1	
25	688-44120-22	.HANDLE GEAR SHIFT ASSY .MANIJA DE CAMBIO COMPL	1	1	1	1	
26	692-W0078-02	WATER PUMP REPAIR KIT ESTUCHE REPARACION BOMBA AGUA	1	1	1	1	
27	688-44322-00	.INSERT, CARTRIDGE .CARTUCHO	1	1	1	1	

FIG. 32 REPAIR KIT 2

ESTUCHE REPARATION 2



REF. NO.	PART NO. CODIGO Nº	DESCRIPTION DESCRIPCION	ET	TUNA	ED	EHD	REMARKS OBSERVACIONES
28	688-44352-03	.IMPELLER .IMPULSOR	1	1	1	1	
29	688-44315-A0	.GASKET, WATER PUMP .EMPAQUE	1	1	1	1	
30	688-44323-00	.OUTER PLATE, CARTRIDGE .PLACA EXTERIOR DEL CARTUCHO	1	1	1	1	
31	688-44324-A0	.GASKET, CARTRIDGE .EMPAQUE	1	1	1	1	
32	688-44316-A0	.GASKET, WATER PUMP .EMPAQUE	1	1	1	1	
33	93210-46044	.O-RING .ANILLO O	1	1	1	1	
34	90119-08M13	.BOLT, WITH WASHER .TORNILLO CON ARANDELA	2	2	2	2	
35	90119-08M16	.BOLT, WITH WASHER .TORNILLO CON ARANDELA	2	2	2	2	
36	90280-04M04	.KEY, WOODRUFF .CUNA WOODRUFF	1	1	1	1	
37	688-W0078-1A	CHROME PUMP KIT ESTUCHE REPARACION BOMBA AGUA	1	1	1	1	
38	688-44321-41	.INNER PLATE, CARTRIDGE .PLACA INTERIOR CARTUCHO	1	1	1	1	
39	688-44322-41	.INSERT, CARTRIDGE .CARTUCHO	1	1	1	1	
40	688-44323-40	.OUTER PLATE, CARTRIDGE .PLACA EXTERIOR DEL CARTUCHO	1	1	1	1	

NUMERICAL INDEX
INDICE NUMERICO

PART NO. CODIGO N°	REF. NO.	PART NO. CODIGO N°	REF. NO.	PART NO. CODIGO N°	REF. NO.	PART NO. CODIGO N°	REF. NO.	PART NO. CODIGO N°	REF. NO.	PART NO. CODIGO N°	REF. NO.
692-11111-01-1S	2 - 28	688-14301-20	5 - 1	676-14948-23	5 - 6	64J-24560-00	6 - 6	6F6-42177-A0	13 - 4	6E5-43126-02	15 - 37
688-11111-02-1S	2 - 28	692-14301-25	5 - 1	676-14966-00	5 - 7	61N-24563-00	6 - 7	688-42510-03-4D	18 - 3		16 - 36
688-11119-01	2 - 26	688-14301-30	5 - 1	6H1-14968-50	30 - 8	648-24566-02	6 - 11	688-42510-62-4D	19 - 39		19 - 35
688-11181-A1	2 - 29	688-14302-08	5 - 2	6H1-14969-50	30 - 3	6YJ-24610-01	25 - 2	688-42610-40-4D	1 - 1	688-43128-01-4D	17 - 1
	31 - 7	688-14302-20	5 - 2	688-14980-00	5 - 16	692-26301-03	13 - 20	692-42610-40-4D	1 - 1	688-43131-03	15 - 18
688-11191-00-1S	2 - 33	692-14302-25	5 - 2	676-14984-00	5 - 15	670-28100-03	6 - 39	688-42613-01-4D	1 - 10		16 - 16
688-11193-A1	2 - 34	688-14302-30	5 - 2		31 - 6	6A1-28176-00	12 - 35	688-42615-00	1 - 17		19 - 18
	31 - 9	688-14303-08	5 - 3	676-14985-01	5 - 13	6E0-28193-00-94	6 - 40	688-42617-00	1 - 21	6G5-43144-00	15 - 31
688-11325-00	2 - 24	688-14303-20	5 - 3		31 - 26	61H-2819R-31	6 - 38	688-42618-00	1 - 11		16 - 30
650-11370-01	2 - 4	692-14303-25	5 - 3	6H3-14992-00	5 - 18	688-41111-00-1S	2 - 43	688-42619-00	1 - 22	6E5-43145-01	26 - 9
688-11370-01	2 - 3	688-14303-30	5 - 3	688-15100-05-1S	2 - 2	688-41112-A0	2 - 44	688-42628-00	1 - 12	6G5-43145-01	15 - 22
	3 - 2	6A0-14325-00	6 - 25	6H1-15359-01-94	3 - 1		31 - 11	688-42637-00	1 - 25		16 - 20
688-11411-01	3 - 11	67C-1432A-00	5 - 33	688-15379-00	3 - 6	688-41113-00-1S	2 - 46	688-42647-00-94	1 - 2		19 - 22
663-11518-01	2 - 6	6H1-14348-51	30 - 10	6YJ-24167-00	25 - 7	688-41114-A0	2 - 45	688-42649-00-94	1 - 3	6G5-43148-00	15 - 26
688-11603-A0	3 - 19	688-14416-01	4 - 24	6YJ-24201-00	25 - 1		31 - 12	688-42652-10	1 - 5		16 - 25
688-11604-A0	3 - 19		31 - 3	6YJ-24201-10	25 - 1	688-41131-00-5B	21 - 8	663-42662-00	1 - 4	688-43160-01	15 - 33
688-11605-A0	3 - 19	688-14417-01-94	4 - 19	6YJ-24260-00	25 - 3	688-41131-10-5B	21 - 8	688-42677-40	1 - 18		16 - 32
688-11631-03-94	3 - 18	688-14418-01	4 - 23	6Y1-24260-12	25 - 3	688-41133-00	21 - 9	692-42677-40	1 - 18	688-43160-60	19 - 31
663-11633-00	3 - 20	688-14481-00	4 - 22	6Y1-24268-00	25 - 6		32 - 4	688-42678-31	1 - 20	688-43165-00	15 - 34
688-11634-00	3 - 21	688-14483-A0	4 - 20	6G1-24304-02	6 - 1	688-41134-A0	21 - 7	692-42678-31	1 - 20		16 - 33
688-11635-03	3 - 18		31 - 2	6G1-24305-05	25 - 13		32 - 3	688-42681-31	1 - 23		19 - 32
688-11636-03	3 - 18	624-14485-00	2 - 5	6E5-24305-06	7 - 2	688-41137-03-94	21 - 5	688-42682-31	1 - 24	688-43170-04-4D	17 - 7
688-11650-03	3 - 22	6H1-14488-00	4 - 30	6Y1-24305-06	25 - 15	688-41211-01	14 - 28	692-42711-02-4D	12 - 1	6H1-43181-01	15 - 23
688-12411-11	2 - 39	63V-14523-00	5 - 30	6Y2-24305-06	7 - 4	688-41213-00	14 - 31	688-42711-04-4D	12 - 1	688-43181-04	19 - 23
688-12413-00-1S	2 - 40	663-14527-00	5 - 21	61J-24306-04	25 - 8	662-41214-01	14 - 8	648-42715-00	14 - 50	688-43181-10	16 - 21
6H1-12413-50	30 - 9	688-14527-00	5 - 23	6Y2-24306-56	7 - 1	688-41217-01	4 - 3	688-42716-02	12 - 9	6H1-43185-01	15 - 24
6H1-12414-50	30 - 14	688-14548-00	5 - 14	663-24312-01	2 - 47	682-41237-00	14 - 27	663-42724-00	12 - 10	688-43185-04	19 - 24
688-12414-A1	2 - 41		31 - 27	688-24313-00	6 - 33	682-41237-50	14 - 25	692-42725-00	12 - 11	688-43185-10	16 - 22
	31 - 10	679-14555-00	5 - 27	688-24314-00	6 - 34	692-41256-00	4 - 1	688-42725-02	12 - 11	688-43186-00	17 - 2
688-12416-00	2 - 37	688-14572-01	5 - 24	6Y1-24329-00	25 - 5	688-41257-01	4 - 4	688-42725-10	12 - 11	6H1-43311-02-4D	15 - 15
688-12440-51	30 - 1	6H1-14572-50	30 - 5	650-24351-01	25 - 12	6J8-41262-00	17 - 4	6H4-42726-00	12 - 22		16 - 13
6E5-12481-00	30 - 13	6H2-14578-00	5 - 32	6E5-24351-51	7 - 7	661-41262-02	4 - 5	688-42726-10	12 - 22	688-43311-14-4D	19 - 13
688-13610-00	4 - 13	692-14590-01	5 - 9	61J-24360-00	25 - 10	689-41273-00	4 - 2	688-42738-01-94	12 - 12	663-43318-00	16 - 23
692-13610-00	4 - 13		31 - 24	6Y2-24360-60	7 - 9	688-41611-00	8 - 10	688-42741-01-4D	12 - 23		19 - 30
688-13621-A1	4 - 11	6K5-14592-00	5 - 28	6E5-24367-01	12 - 29	688-41612-00	8 - 11	688-42771-01-4D	12 - 24	682-43318-01	17 - 10
	31 - 5	688-14711-01-5B	21 - 10	688-24378-00	6 - 37	688-41631-01-94	14 - 18	6G5-42791-00	12 - 37	688-43339-60	19 - 73
688-13624-00	4 - 12	688-14711-10-5B	21 - 10	692-24410-00	6 - 15	688-41632-01-94	14 - 7	6G5-42791-10	12 - 37	6H1-43376-00	18 - 40
688-13641-00-94	4 - 6	663-14737-10	21 - 12	663-24411-00	6 - 20	692-42111-12-4D	13 - 2	688-42815-01-4D	12 - 3	688-43616-00	17 - 5
663-14126-00	5 - 20	692-14923-00	5 - 26	692-24411-00	6 - 17	692-42115-00	13 - 11	688-42816-00	12 - 7	688-43631-10	17 - 8
	31 - 31		31 - 32	6A0-24412-02	6 - 26	664-42119-00	13 - 3	688-42816-60	12 - 7	688-43651-00	17 - 9
688-14126-00	5 - 22	676-14943-40	5 - 5	6A0-24413-00	6 - 16	692-42121-02-4D	13 - 21	688-42817-01-4D	12 - 4	697-43662-00	14 - 56
663-14159-00	5 - 10	676-14943-50	5 - 5	6A0-24421-01	6 - 24	663-42126-01	13 - 47	6H1-43111-01-4D	15 - 1	6H1-43800-17-4D	20 - 1
6H1-14169-50	30 - 7	676-14943-44	5 - 5	650-24431-A0	6 - 27	663-42133-01	13 - 15	688-43111-13-4D	16 - 1	67F-43802-00	20 - 39
676-14186-00	5 - 11	6H1-14945-50	30 - 4		31 - 20	692-42134-03-94	13 - 16	688-43111-61-4D	19 - 1	6H1-43804-10	20 - 4
	31 - 25	688-14947-00	5 - 4	648-24434-01	6 - 18	692-42135-00	13 - 14	6H1-43112-00-4D	15 - 10	6H1-43805-10	20 - 3
688-14198-A2	4 - 8	692-14947-00	5 - 4	648-24435-02	6 - 21	692-42137-02	13 - 5	688-43112-12-4D	16 - 8	6H1-4380F-10	20 - 7
	31 - 4	676-14948-18	5 - 6	68V-24469-01	6 - 10	663-42138-00	13 - 12	688-43112-60-4D	19 - 8	6H1-4380G-10	20 - 15
688-14301-08	5 - 1	676-14948-19	5 - 6	68V-24521-01	6 - 8	692-42164-00	13 - 42	688-43124-02	17 - 12	6H1-4380H-10	20 - 13

NUMERICAL INDEX
INDICE NUMERICO

PART NO. CODIGO N°	REF. NO.	PART NO. CODIGO N°	REF. NO.	PART NO. CODIGO N°	REF. NO.	PART NO. CODIGO N°	REF. NO.	PART NO. CODIGO N°	REF. NO.	PART NO. CODIGO N°	REF. NO.
6H1-4380J-10	20 - 8	6H1-43891-10	20 - 5	688-44324-A0	22 - 32	6H1-45215-00	22 - 13	688-45567-50	23 - 7	688-45932-60-98	24 - 22
6H1-43810-11	20 - 20	6H1-43892-10	20 - 6		23 - 33		23 - 13	688-45567-60	22 - 7	6E5-45941-00-EL	24 - 22
6H1-43812-00	20 - 24	6H1-43895-12	20 - 70		32 - 10	6H1-45251-03	15 - 2		23 - 7	6E5-45943-00-EL	24 - 22
6H1-43813-10	20 - 27	6H1-43896-00	20 - 69	688-44341-01-94	22 - 27		16 - 2	6H1-45571-00	23 - 55	6E5-45945-01-EL	24 - 22
6H1-43814-11	20 - 19	6H1-43899-00	20 - 51		23 - 28		19 - 2	688-45571-01	22 - 47	6E5-45947-00-EL	24 - 22
6H1-43816-00	20 - 68	697-44113-00	13 - 29	688-44352-03	22 - 25	692-45300-14-4D	22 - 1	688-45576-00	22 - 51	6E5-45949-00-EL	24 - 22
6H1-43817-01	20 - 47	688-44117-00-94	14 - 35		23 - 26	692-45300-24-4D	22 - 1		23 - 59	6E5-45952-00-EL	24 - 22
6E5-43818-00	20 - 32	688-44118-01-94	14 - 44		32 - 28	692-45300-34-4D	22 - 1	688-45577-01	22 - 50	6E5-45954-00-EL	24 - 22
6H1-43820-11	20 - 64	688-44120-12	14 - 51	688-44361-10	24 - 2	692-45300-40-4D	23 - 1		23 - 58	688-45970-03-98	24 - 22
6H1-43821-11	20 - 59	6H1-44120-12	14 - 51	688-44361-20	24 - 2	6H1-45301-03-4D	23 - 2	688-45577-10	22 - 50	6E5-45970-10	24 - 23
6H1-43822-10	20 - 58	688-44120-22	14 - 51		32 - 24	688-45311-06-4D	22 - 2		23 - 58	688-45972-02-98	24 - 22
6H1-43828-10	20 - 30		32 - 25	692-44361-20	24 - 2	688-45321-00	22 - 16	688-45577-20	22 - 50	6E5-45972-10	24 - 23
6H1-43829-00	20 - 36	692-44120-32	14 - 51	663-44366-00	24 - 14		23 - 17		23 - 58	688-45974-02-98	24 - 22
6H1-4382A-10	20 - 52	6H1-44121-00	14 - 42		32 - 16	688-45331-00-94	22 - 48	688-45577-30	22 - 50	6E5-45974-10	24 - 23
6H1-43830-11	20 - 49	688-44121-02	14 - 42	663-44367-00	24 - 1		23 - 56		23 - 58	688-45976-01-98	24 - 22
6H1-43831-10	20 - 48	688-44122-00	14 - 39	6H3-44391-01	12 - 2	688-45341-10	22 - 10	688-45577-40	22 - 50	6E5-45976-10	24 - 23
6H1-43833-10	20 - 33	688-44124-00	14 - 38	688-44511-00-94	18 - 33		23 - 10		23 - 58	6E5-45978-10	24 - 23
6H1-43834-00	20 - 34	6H1-44144-00	23 - 67	688-44511-60-5B	19 - 63	688-45371-02	24 - 12	688-45577-50	22 - 50	688-45978-60-98	24 - 22
6H1-43835-10	20 - 29	663-44144-01	22 - 59	688-44514-00-94	18 - 26	6E5-45371-10	24 - 24		23 - 58	688-45987-01	24 - 17
6H1-43840-11	20 - 17	696-44147-00	14 - 52	688-44514-60-94	19 - 55	688-45375-00	24 - 11	688-45577-60	22 - 50	6E5-45994-10	24 - 25
6H1-43841-11	20 - 42	663-44151-00	22 - 58	6H1-44526-00	15 - 3	663-45376-00-94	24 - 10		23 - 58	67F-45997-00	24 - 18
6H1-43843-11	20 - 72	6H1-44151-00	23 - 66		16 - 3	6J8-45378-00	23 - 16	688-45587-01	22 - 5	703-48152-00	28 - 57
6H1-43844-10	20 - 44	692-44159-01	13 - 33		19 - 3	688-45383-02	22 - 55		23 - 5	703-48153-00	28 - 3
6H1-43845-00	20 - 55	663-44173-00	13 - 34	663-44551-02-4D	18 - 9		23 - 63	688-45587-10	22 - 5	703-48189-00	28 - 17
6H1-43847-00	20 - 50	6K5-44191-00	13 - 30	688-44551-60-4D	19 - 44	688-45384-00	22 - 56		23 - 5	703-48198-00	28 - 14
6H1-4384E-20	20 - 61	688-44194-00	2 - 13	687-44552-02-94	18 - 18		23 - 64	688-45587-20	22 - 5	703-48203-15	27 - 1
6H1-4384F-10	20 - 46		14 - 22	663-44553-01-4D	18 - 23	688-45501-11	22 - 36		23 - 5		28 - 1
6H1-4384G-11	20 - 45	688-44311-01	22 - 21	688-44553-60-4D	19 - 52		23 - 37	688-45587-30	22 - 5	703-48205-17	27 - 1
6H1-43854-00	20 - 53		23 - 22	687-44555-00-94	18 - 11	692-45501-21	22 - 36		23 - 5		28 - 1
6H1-43855-11	20 - 71	688-44315-A0	22 - 24	688-44555-00-94	19 - 46	688-45501-22	22 - 36	688-45587-40	22 - 5	703-48211-01	28 - 61
6H1-43856-10	20 - 43		23 - 25	663-44575-00	18 - 16		32 - 23		23 - 5	703-48212-00	28 - 58
6H1-4385H-00	20 - 78		32 - 9		19 - 62	688-45536-01	22 - 4	688-45587-50	22 - 5	703-48213-00	28 - 59
6H1-43861-00	20 - 21	688-44316-A0	22 - 30	688-45111-04-4D	21 - 1		23 - 4		23 - 5	703-48215-00	28 - 43
6H1-43861-10	20 - 18		23 - 31	688-45113-A0	21 - 20	688-45551-01	22 - 37	688-45587-60	22 - 5	703-48219-00	28 - 30
6H1-43864-00	20 - 65		32 - 11		31 - 18		23 - 38		23 - 5	703-48221-00	28 - 56
6H1-43865-10	20 - 16	688-44321-41	22 - 23	688-45114-A1	21 - 6	688-45560-00	22 - 39	688-45611-00	22 - 40	703-48222-00	28 - 27
6H1-43866-00	20 - 40		23 - 24		32 - 2		23 - 40	6H1-45611-01	23 - 41	703-48223-00	28 - 28
6H1-43867-00	20 - 41		32 - 38	663-45119-00	15 - 17	688-45567-01	22 - 7	688-45631-01	22 - 43	703-48224-00	28 - 55
6H1-43868-00	20 - 74	688-44322-00	22 - 22		16 - 15		23 - 7	6H1-45631-01	23 - 51	703-48225-00	28 - 29
6H1-4386K-10	20 - 9		32 - 27		19 - 16	688-45567-10	22 - 7	688-45633-00	22 - 45	703-48226-00	28 - 26
6H1-43871-10	20 - 23		22 - 22	688-45123-00	21 - 11		23 - 7		23 - 53	703-48227-00	28 - 24
6H1-43872-10	20 - 25		23 - 23		32 - 5	688-45567-20	22 - 7	688-45634-00	22 - 42	703-48232-00	28 - 62
6H1-43874-00	20 - 67		32 - 39	663-45155-10	21 - 2		23 - 7	6H1-45634-02	23 - 46	703-48234-00	28 - 18
6H1-43875-00	20 - 57	688-44323-00	22 - 31	688-45211-00-4D	32 - 18	688-45567-30	22 - 7	688-45635-00	22 - 46	703-48235-00	28 - 4
6H1-4387J-00	20 - 77		32 - 30	688-45211-01-4D	21 - 27		23 - 7	6H1-45635-00	23 - 54	703-48236-00	28 - 16
6H1-43880-02	20 - 2	688-44323-40	22 - 31	696-45211-01-4D	21 - 22	688-45567-40	22 - 7	6H1-45641-01	23 - 43	703-48238-00	28 - 22
6H1-43881-10	20 - 12		23 - 32	6H1-45214-00	22 - 12		23 - 7	6H1-45668-00	23 - 48	703-48243-00	28 - 15
6H1-4388E-11	20 - 73		32 - 40		23 - 12	688-45567-50	22 - 7	688-45930-02-98	24 - 22	703-48244-00	28 - 21

NUMERICAL INDEX
INDICE NUMERICO

PART NO. CODIGO N°	REF. NO.	PART NO. CODIGO N°	REF. NO.	PART NO. CODIGO N°	REF. NO.	PART NO. CODIGO N°	REF. NO.	PART NO. CODIGO N°	REF. NO.	PART NO. CODIGO N°	REF. NO.
703-48245-00	28 - 11	6G1-81941-10	9 - 13	688-82590-04	9 - 30	90101-12M06	13 - 22	90159-06M11	9 - 26	90201-20M21	18 - 28
703-48246-00	28 - 23	6E9-81945-70	9 - 15	688-82590-17	9 - 30	90101-12M65	15 - 41	90159-06M19	4 - 28		19 - 57
701-48248-00	28 - 13	6H0-81949-01	9 - 41	688-82590-30	9 - 30		16 - 40	90159-06M31	8 - 12	90201-21M18	8 - 9
703-48252-00	28 - 12	6H0-81949-10	9 - 40	703-82591-00	28 - 53	90105-10M67	24 - 13	90170-09M03	26 - 5	90201-22M67	15 - 20
703-48261-01	28 - 2	61A-81950-00	9 - 36	703-82592-00	28 - 54	90109-06M39	9 - 23	90170-16M01	22 - 38		16 - 18
703-48264-00	28 - 6	6G1-81952-00	9 - 14	688-82594-00	9 - 35	90109-08022	3 - 23		23 - 39		19 - 20
703-48265-00	28 - 9	6H0-81960-00	9 - 8	703-82594-00	28 - 25	90109-10M43	19 - 56	90170-20137	8 - 8	90201-30M00	18 - 4
703-48268-00	28 - 5	6H0-82105-02	9 - 32	703-83383-02	28 - 51	90109-12261	18 - 15	90171-16011	24 - 20		19 - 40
703-48271-00	28 - 60	6H0-82117-00	9 - 33	6Y5-83514-00	29 - 5	90109-12M42	19 - 50	90175-06003	13 - 50	90202-03M51	17 - 6
703-48281-00	28 - 31	6Y5-82117-00	29 - 15	6Y5-83517-00	29 - 2	90116-06122	4 - 7	90179-06066	18 - 22	90202-07M07	14 - 40
703-48282-00	28 - 32	703-82119-00	12 - 21	6Y5-83518-00	29 - 9	90116-10M05	21 - 28	90183-02M03	23 - 50	90202-12060	24 - 3
703-48284-00	28 - 52		18 - 43	6Y5-83523-00	29 - 4		32 - 20	90183-10M04	12 - 32	90202-12092	13 - 25
701-48287-00	28 - 42	682-82119-01	9 - 39	6Y5-83536-00	29 - 10	90116-10M06	2 - 21	90185-05002	22 - 15		14 - 15
703-48291-10	28 - 39	688-82127-02	18 - 25	6Y5-83536-40	29 - 3	90116-10M28	18 - 37		23 - 15	90202-20M06	18 - 29
703-48293-10	28 - 41	688-82127-60	19 - 54	6Y7-83540-20	29 - 1		19 - 66	90185-08057	18 - 41		19 - 58
701-48320-30	27 - 2	6E5-82148-00	15 - 11	6Y5-83544-00	29 - 11	90116-10M31	21 - 23	90185-09M01	26 - 4	90202-25M04	18 - 13
701-48320-40	27 - 2		16 - 9	6Y5-83553-00	29 - 13	90109-06M09	12 - 8	90185-10051	13 - 39		19 - 48
701-48320-70	27 - 2		19 - 9	6A1-83625-41	4 - 31	90119-06M12	2 - 8		18 - 31	90206-10M04	14 - 33
701-48320-80	27 - 2	6H1-82148-00	15 - 8	6E0-83627-41	13 - 51	90119-06M24	14 - 34		19 - 60	90206-12054	13 - 27
700-48339-00	13 - 46	1E6-82151-00	29 - 14	688-83664-00	29 - 12	90119-06M29	15 - 4	90185-12058	13 - 28	90206-13019	12 - 6
663-48344-00	14 - 6	663-82151-00	9 - 31	6Y7-83670-00	29 - 8		16 - 4	90185-22043	15 - 21	90209-06M05	4 - 26
703-48345-01	28 - 19	6G5-82152-00	9 - 18	6H1-83672-12	18 - 1		19 - 4		16 - 19	90249-06M19	15 - 28
703-48358-00	28 - 20	663-82370-01	9 - 27	6H4-85411-00	12 - 34	90119-06M61	12 - 19		19 - 21		16 - 27
688-48511-11-4D	18 - 36	6G1-82370-21	9 - 27	692-85415-00	12 - 33	90119-06M75	9 - 22	90201-03313	23 - 49	90250-07M02	22 - 44
	19 - 65	6H3-82510-20	10 - 1	688-85510-01	8 - 2	90119-06MA3	2 - 35	90201-05652	5 - 29		23 - 52
663-48531-00	14 - 1	703-82510-33	28 - 44	663-85518-00	14 - 19	90119-06MA5	2 - 42	90201-06416	12 - 17	90254-03003	13 - 13
663-48538-00	14 - 2	703-82510-43	28 - 44	688-85540-00	9 - 1	90119-08020	2 - 49	90201-06M31	9 - 24	90266-06009	1 - 9
688-61350-10	26 - 1	697-82519-00	9 - 34	6H1-85542-00-94	9 - 19	90119-08M13	22 - 35	90201-08M13	14 - 16	90269-02M09	13 - 6
688-61351-10	26 - 2	697-8252E-02-4D	10 - 9	688-85550-00	8 - 1		23 - 36	90201-08M23	14 - 11	90269-03010	19 - 14
6E5-61355-00	26 - 8	697-8252F-02-4D	10 - 10	697-85570-00	9 - 5		32 - 34	90201-10008	2 - 10	90280-04M04	22 - 26
688-81332-01	8 - 13	703-82531-00	28 - 46	688-85580-00	8 - 3	90119-08M16	22 - 34	90201-10120	13 - 38		23 - 27
688-81800-12	11 - 1	703-82540-00	28 - 50	688-86110-01	4 - 27		23 - 35		18 - 39		32 - 36
676-81809-10	11 - 3	688-82540-11	10 - 6	688-W0001-02	31 - 1		32 - 35		19 - 68	90280-05015	8 - 7
688-81810-11	11 - 5	6R3-82553-70	29 - 16	688-W0001-22	32 - 1	90119-08M79	21 - 17	90201-10M20	26 - 3	90282-04010	22 - 57
663-81811-11	11 - 7	663-82554-01	10 - 7	688-W0004-00	4 - 14	90119-08M80	21 - 4	90201-10M63	26 - 7		23 - 65
663-81812-11	11 - 8	663-82555-01	10 - 8	692-W0004-00	4 - 14	90119-08M84	24 - 9	90201-11M22	18 - 30	90338-05M03	12 - 20
663-81813-10	11 - 9	682-82556-00	10 - 4	688-W0070-31	1 - 19	90119-08M85	21 - 26	90201-12426	15 - 43	90340-08002	22 - 9
663-81820-12	11 - 10		28 - 48	688-W0072-00-4D	32 - 17	90119-08M86	21 - 31		16 - 42		23 - 9
688-81824-00	11 - 15	688-82560-10	9 - 28	692-W0078-02	32 - 26		32 - 22		19 - 71	90340-14M00	2 - 31
663-81826-10	11 - 14	703-82563-02	28 - 55	688-W0078-1A	32 - 37	90119-08MA3	2 - 27	90201-12537	13 - 26	90386-06088	13 - 45
688-81830-11	11 - 12	688-82575-01	28 - 47	692-W0084-11-4D	13 - 1	90119-08MA8	2 - 30	90201-12M16	18 - 12	90386-06M12	14 - 43
688-81831-00	11 - 13	688-82575-10	10 - 3	688-W0090-43-1S	2 - 1	90119-10005	2 - 9		19 - 47	90386-07M58	14 - 53
663-81832-11	11 - 11	676-82577-00	10 - 2	692-W0090-44-1S	2 - 1	90149-05M13	13 - 7	90201-12M34	13 - 41	90386-08006	14 - 53
663-81840-11	11 - 6	703-82577-00	28 - 45	6H1-W0093-01	31 - 21	90151-05M00	22 - 14	90201-13M01	19 - 70	90386-08032	13 - 10
688-81842-00	11 - 16	6E3-8257H-00	12 - 36	656-W2810-02	6 - 39		23 - 14	90201-13M03	19 - 59	90386-10009	13 - 37
676-81850-11	11 - 2	688-82586-21	28 - 49	90101-06M27	13 - 48	90157-06013	14 - 21	90201-13M19	18 - 14	90386-10M16	15 - 25
676-81857-10	11 - 4	688-82588-01	9 - 29	90101-10M49	18 - 27	90157-06014	2 - 12		19 - 49		16 - 24
6H1-81916-00	9 - 25	688-8258A-20	28 - 49	90101-12M03	19 - 69	90157-06M01	12 - 20	90201-20417	3 - 25		19 - 25

NUMERICAL INDEX
INDICE NUMERICO

PART NO. CODIGO N°	REF. NO.	PART NO. CODIGO N°	REF. NO.	PART NO. CODIGO N°	REF. NO.	PART NO. CODIGO N°	REF. NO.	PART NO. CODIGO N°	REF. NO.	PART NO. CODIGO N°	REF. NO.
90386-12089	13 - 24	90445-11M01	30 - 6	92901-04100	20 - 76	92995-08100	14 - 5	93210-62269	3 - 5	95303-06700	2 - 14
	14 - 12	90445-11M05	25 - 11	92901-05200	20 - 63		18 - 20		31 - 17	95313-10600	2 - 11
90386-13M38	12 - 5	90445-11M06	25 - 9	92903-06100	4 - 18		21 - 14	93210-68N50	20 - 28	95380-03600	6 - 19
90386-18M14	20 - 31	90445-13M00	7 - 8		6 - 13	92995-10100	15 - 14	93210-85M97	22 - 52	95380-05600	14 - 26
90386-18M21	16 - 37	90445-13M01	7 - 6		10 - 14		16 - 12		23 - 60		28 - 7
	19 - 36	90464-09M13	12 - 21		13 - 32		19 - 12		32 - 13		29 - 6
90386-18M35	15 - 38	90464-12M00	8 - 6	92903-06600	8 - 5	92995-12200	15 - 42	93306-206U5	3 - 16	95380-06600	4 - 10
	16 - 38	90465-11M10	18 - 42		9 - 17		16 - 41	93306-207U0	22 - 49		28 - 40
	17 - 14	90467-06016	2 - 16		14 - 37	93101-25M03	22 - 28		23 - 57	95380-08600	6 - 14
	19 - 37		3 - 8	92903-08100	11 - 20		23 - 29	93310-636U4	3 - 12	95380-10600	21 - 25
90386-18M63	15 - 40	90467-08004	2 - 48		14 - 46		32 - 14	93310-730V8	3 - 26		32 - 21
	17 - 13		6 - 5	92903-08600	14 - 47	93102-08M43	20 - 14	93310-835U8	3 - 15	95380-12600	15 - 44
90386-22M13	14 - 14	90467-10M04	30 - 12	92903-10600	13 - 8	93102-30M05	3 - 3	93315-325V1	22 - 3		16 - 43
90386-22M15	15 - 19	90468-18008	14 - 9	92990-04600	11 - 18		31 - 15		23 - 3		19 - 72
	16 - 17	90480-09M12	12 - 15	92990-05100	4 - 16	93102-36M02	3 - 13	93317-325U0	22 - 53	95380-12800	18 - 17
90386-22M84	19 - 19	90480-09M25	9 - 20		6 - 23		31 - 14		23 - 61	95780-12300	19 - 51
90386-30M60	18 - 8	90480-19M06	24 - 15		29 - 7	93104-20M02	3 - 4	93332-000U3	22 - 6	97013-06014	6 - 12
	19 - 43	90480-20M05	2 - 36	92990-06100	9 - 3		31 - 16		23 - 6	97013-06016	9 - 16
90386-30M77	18 - 6	90480-24M04	2 - 17		10 - 12	93106-09014	22 - 18	93332-000W7	22 - 8		13 - 31
90386-30M78	18 - 5	90501-10326	5 - 31	92990-06600	9 - 4		23 - 19		23 - 8	97013-06018	4 - 21
	19 - 41	90501-10M21	19 - 27		12 - 30		32 - 8	93410-18M02	15 - 39	97013-06020	10 - 15
90386-30M85	19 - 42	90501-12082	14 - 49		13 - 43	93210-03261	4 - 29		16 - 39		14 - 36
90387-06M03	9 - 21	90501-12M48	23 - 42	92990-08200	14 - 54	93210-04228	5 - 8		19 - 38	97013-06030	4 - 17
90387-06M17	14 - 32	90501-14M08	18 - 21	92990-08600	11 - 21		31 - 23	93410-28M06	18 - 10		8 - 4
90387-06M69	12 - 16	90501-16233	22 - 41		28 - 34	93210-04230	5 - 19	93410-29M09	19 - 45		10 - 13
90387-08M16	14 - 13	90501-16M11	2 - 38	92990-10100	24 - 8		31 - 30	93410-32M00	3 - 17	97013-08030	11 - 19
90387-10M02	15 - 29	90501-16M12	14 - 24	92990-10600	19 - 26	93210-064A5	20 - 38	93430-06024	28 - 10		14 - 45
	16 - 28	90501-16M17	13 - 35		24 - 7	93210-07003	23 - 68	93450-07M00	23 - 70	97075-08025	18 - 19
90387-10M38	19 - 28	90501-16M65	23 - 47	92990-12200	13 - 23	93210-08287	7 - 3	93501-04M02	14 - 48		21 - 15
90387-10M42	26 - 6	90501-23215	13 - 9	92995-06100	1 - 7		25 - 14	93503-16003	23 - 44	97075-08030	21 - 13
90387-12M30	13 - 40	90502-16M02	15 - 36		2 - 23	93210-09165	20 - 37	93505-32038	20 - 79	97075-08035	18 - 34
90389-25M00	24 - 19		16 - 35		4 - 9	93210-10M74	20 - 54	93515-32M01	13 - 36		21 - 18
90430-08020	22 - 11	90502-20M03	19 - 34		9 - 10	93210-15M52	30 - 11	93603-12M11	23 - 45	97075-10040	24 - 6
	23 - 11	90506-12M30	12 - 31		12 - 26	93210-16275	26 - 10	93603-21111	3 - 24	97080-06010	17 - 11
	32 - 6	90506-14M24	15 - 30		15 - 6	93210-18397	20 - 26	93604-10M03	22 - 33	97095-06010	8 - 14
90430-12072	24 - 4		16 - 29		16 - 6	93210-18M75	20 - 56		23 - 34		15 - 32
	32 - 15	90508-29M05	14 - 17		19 - 6	93210-29M94	18 - 7	93606-12019	21 - 3		16 - 31
90430-14115	2 - 32	91318-08016	20 - 66	92995-06600	1 - 8		19 - 17		24 - 5	97095-06012	2 - 22
	31 - 8	91490-25012	13 - 44		3 - 10	93210-32738	6 - 9		32 - 19		9 - 9
90440-14M00	15 - 45	91490-30025	19 - 29		6 - 3		31 - 19	93608-12063	2 - 7	97095-06016	1 - 13
90445-07260	2 - 15	91490-40025	24 - 21		8 - 15	93210-46044	22 - 29	93700-06M03	13 - 17		12 - 13
90445-07M00	2 - 18	91690-30012	14 - 3		9 - 7		23 - 30		15 - 16		15 - 5
90445-07M23	2 - 19		15 - 35		12 - 14		32 - 12		16 - 14		16 - 5
90445-07M86	3 - 7		16 - 34		15 - 7	93210-46M16	3 - 14		19 - 15		19 - 5
90445-09090	6 - 4		19 - 33		16 - 7		31 - 13	94702-00160	2 - 50		22 - 19
90445-09097	6 - 32	91690-30020	15 - 27		19 - 7	93210-49046	22 - 17	94702-00247	2 - 50		23 - 20
90445-09220	6 - 36		16 - 26		22 - 20		23 - 18	95303-05700	14 - 20	97095-06018	1 - 6
90445-09221	6 - 30		17 - 3		23 - 21		32 - 7	95303-06600	14 - 23	97095-06020	3 - 9

NUMERICAL INDEX
INDICE NUMERICO

PART NO. CODIGO Nº	REF. NO.	PART NO. CODIGO Nº	REF. NO.	PART NO. CODIGO Nº	REF. NO.	PART NO. CODIGO Nº	REF. NO.	PART NO. CODIGO Nº	REF. NO.
97095-06020	6 - 2 9 - 6 12 - 25								
97095-06025	1 - 15 9 - 37								
97095-06030	12 - 18								
97095-06040	6 - 28								
97095-08016	14 - 4								
97095-08045	14 - 10								
97095-10045	15 - 13 16 - 11 19 - 11								
97380-05025	28 - 8								
97380-08030	28 - 33								
97575-08440	19 - 53								
97595-06420	20 - 35								
97595-06510	15 - 9								
97607-04310	20 - 11								
97780-40512	24 - 16								
97880-04010	11 - 17								
97880-05020	4 - 15								
97880-06012	15 - 12 16 - 10 19 - 10								
97880-06025	10 - 11								
97880-06040	9 - 2								
97885-05012	13 - 19								
97885-05016	20 - 10								
97885-06008	13 - 18								
97885-06012	10 - 5								
97885-06016	4 - 25 18 - 2								
97980-04114	5 - 17 31 - 29								
97980-05114	30 - 2								
97980-05310	5 - 25								
98501-04025	20 - 75								
98501-05010	20 - 62								
98503-05028	6 - 22								
98580-03015	28 - 38								
98580-04006	28 - 36								
98580-04008	5 - 12								
98580-04010	28 - 35								
98580-05010	28 - 37								
98586-05016	25 - 4								
98780-04015	2 - 25								
99001-08600	22 - 60 23 - 69								