



**PARTS
CATALOGUE
CATALOGO
DE REPUESTOS**

250BETO'06 (65L5)



1E65L-200S1

(2E65L-200S1)

A1

250BETO
PARTS CATALOGUE
©2005 by Yamaha Motor Co., Ltd.
1st edition, October 2005
All rights reserved.
Any reprinting or unauthorized use
without the written permission of
Yamaha Motor Co., Ltd.
is expressly prohibited.
Printed in Japan.

250BETO
CATALOGO DE REPUESTOS
©2005 por Yamaha Motor Co., Ltd.
1ª edición, octubre 2005
Todos los derechos reservados.
Toda reproducción o uso no autorizado
sin el consentimiento escrito de
Yamaha Motor Co., Ltd.
quedan expresamente prohibidos
Impreso en Japón.

FOREWORD

This Parts Catalogue is related to the parts for the model(s) on the cover page. When you are ordering replacement parts, please refer to this Parts Catalogue and quote both part numbers and part names correctly.

1. Modifications or additions which have been made after the issue of the Parts Catalogue will be announced in the Parts News.
It is advisable that you make the necessary corrections to the Parts Catalogue according to the Parts News.

2. Abbreviations

The following abbreviations are used in this Parts Catalogue.

- “UR” Use specified parts number.
- “UN” Use as many as needed.
- “AP” Alternate Parts
- “LM” Locally Made (Parts need to be ordered locally)
- “F#” Frame No. (Applicable machine No.)
- “O/S” Over Size

3. The number of components for assembly

- Parts, which are to be supplied in an assembly, are listed with a dot (.) in front of the part name as shown below.
- The numeral appearing to the right of each component part indicates the quantity of parts for each assembly unit.

PART NO.	DESCRIPTION	Q'TY	REMARKS
2F5-83310-60	FRONT FLASHER LIGHT ASSY	2	
115-83311-60	.BULB (6V-18W)	1	

4. Applicable colours of graphics are represented in the “REMARKS” as shown below.

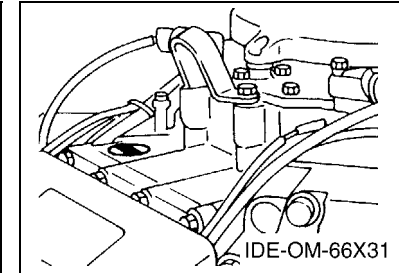
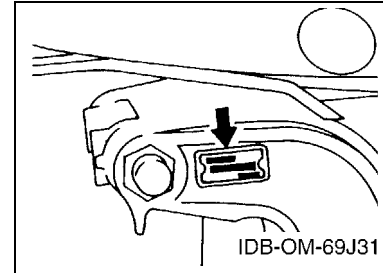
PART NO.	DESCRIPTION	Q'TY	REMARKS
2N4-24110-00-X5	FUEL TANK COMP.	2	MXR
3J1-24240-10	.GRAPHIC, FUEL TANK	1	FOR MXR

5. Note that the illustrations for reference in finding parts numbers are not to be used for assembling. When assembling, please use the applicable service manual.

6. The asterisk (*) before a reference number indicates modified items after the first edition.

7. Applicable Serial No.

Engine Serial No.



8. Applicable Engine Starting Serial No.

Model	Serial No.	Model	Serial No.
250B	61A-1002036		

9. Applicable Colour Code

Abbreviation	Colour Name	Colour Code
DBNM2	DARK BLUISH GRAY METALLIC 2	004D

10. Quantity Column Information

Column No.	Name Of Q'ty Column	Applicable Model
1	65L5	250BETO

PROLOGO

Este catálogo de repuestos corresponde a las piezas para el o los modelos que figuran en la página de portada. Al formular el pedido de repuestos, se ruega citar este catálogo y especificar correctamente el número y el nombre de las piezas.

- Las modificaciones y agregados que se hayan realizado después de la edición de este Catálogo de Repuestos, serán anunciados en las Informaciones de Recambios. Es recomendable que se hagan las correcciones necesarias en el Catálogo de Repuestos de acuerdo con las Informaciones de Recambios.

2. Abreviaciones

En este. Catálogo de Repuestos se emplean las siguientes abreviaciones.

“UR” Usar el número de partes especificado

“UN” Usar la cantidad necesaria

“AP” Piezas sustitutivas

“LM” Fabricación local (Hay que pedir los repuestos en las cercanías)

“F#” N° de bastidor (N° aplicable a la máquina)

“O/S” Sobredimensionado

3. La cantidad de componentes para el montaje

- Los componentes, suministrados como conjunto, se describen con un punto (.) que precede al nombre del parte como se indica a continuación.
- La numeración que aparece a la derecha de cada descripción indica la cantidad de partes por cada unidad de conjunto.

CODIGO N°	DESCRIPCION	CANT.	OBSERVACIONES
2F5-83310-60	ENSAMBLAJE DE LA LUZ	2	
115-83311-60	.BOMBILLA (6V-18W)	1	

4. Los colores de los componentes se indican como sigue en la columna de “OBSERVACIONES”.

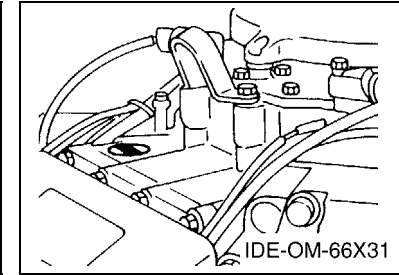
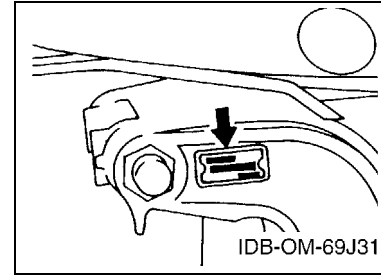
CODIGO N°	DESCRIPCION	CANT.	OBSERVACIONES
2N4-24110-00-X5	COMP. DEL TANQUE	2	MXR
3J1-24240-10	.GRAFICO, DEL TANQUE	1	PARA MXR

- Debe tenerse en cuenta que las ilustraciones sirven como guía para la búsqueda de los números de partes y no deben usarse para el montaje. Durante el montaje, se recomienda usar el manual de taller correspondiente.

- EL asterisco (*) antes del número de referencia indica los elementos modificados después de la primera edición.

7. Números de serie

N° de Serie del motor



8. Números de serie del motor

Modelo	N° de serie	Modelo	N° de serie
250B	61A-1002036		

9. Códigos de color aplicables

Abreviatura	Nombre de color	Código de color
DBNM2	DARK BLUISH GRAY METALLIC 2	004D

10. Información para la columna de cantidades

Columna N°	Nombre de la columna de cantidades	Modelo aplicable
1	65L5	250BETO

CONTENTS

SHEET1/2

TOP COWLING	A4
CYLINDER & CRANKCASE 1	A5
CRANKSHAFT & PISTON	A7
CYLINDER & CRANKCASE 2	B2
FUEL INJECTION PUMP	B3
FUEL INJECTION NOZZLE	B6
INTAKE	C1
OIL PUMP	C2
OIL TANK	C3
FUEL	C5
GENERATOR	D1
ELECTRICAL 1	D2
ELECTRICAL 2	D3
ELECTRICAL 3	D5
ELECTRICAL 4	D7
STARTING MOTOR	E1
BOTTOM COWLING	E2
CONTROL	E5
BRACKET 1	F1
BRACKET 2	F3
POWER TRIM & TILT ASSY	F5

INDEX

NUMERICAL INDEX	G1
-----------------------	----

SHEET2/2

POWER TRIM & TILT ASSY	A4*
UPPER CASING	A5*
LOWER CASING & DRIVE 1	A7*
LOWER CASING & DRIVE 2	B4*
FUEL TANK	B6*
STEERING GUIDE	B7*
REMOTE CONTROL BOX	C1*
REMOTE CONTROL ASSY	C2*
METER	C5*
REPAIR KIT 1	C6*
REPAIR KIT 2	C7*

INDEX

NUMERICAL INDEX	G1*
-----------------------	-----

CONTENIDO

PAGINA1/2

SOPORTE SUPERIOR	A4
CILINDRO & CARTER 1	A5
CIGUENAL & PISTON	A7
CILINDRO & CARTER 2	B2
BOMBA DE COMBUSTIBLE	B3
INJECTOR DE COMBUSTIBLE	B6
ADMISION	C1
BOMBA DE ACEITE	C2
COMPONER Y PODER VARILLA	C3
COMBUSTIBLE	C5
GENERADOR	D1
EQUIPO ELECTRICO 1	D2
EQUIPO ELECTRICO 2	D3
EQUIPO ELECTRICO 3	D5
EQUIPO ELECTRICO 4	D7
MOTOR DE ARRANQUE	E1
CUBIERTA INFERIOR	E2
CONTROL	E5
SOPORTE 1	F1
SOPORTE 2	F3
COMPONER Y PODER VARILLA	F5

INDICE

INDICE NUMERICO	G1
-----------------------	----

PAGINA2/2

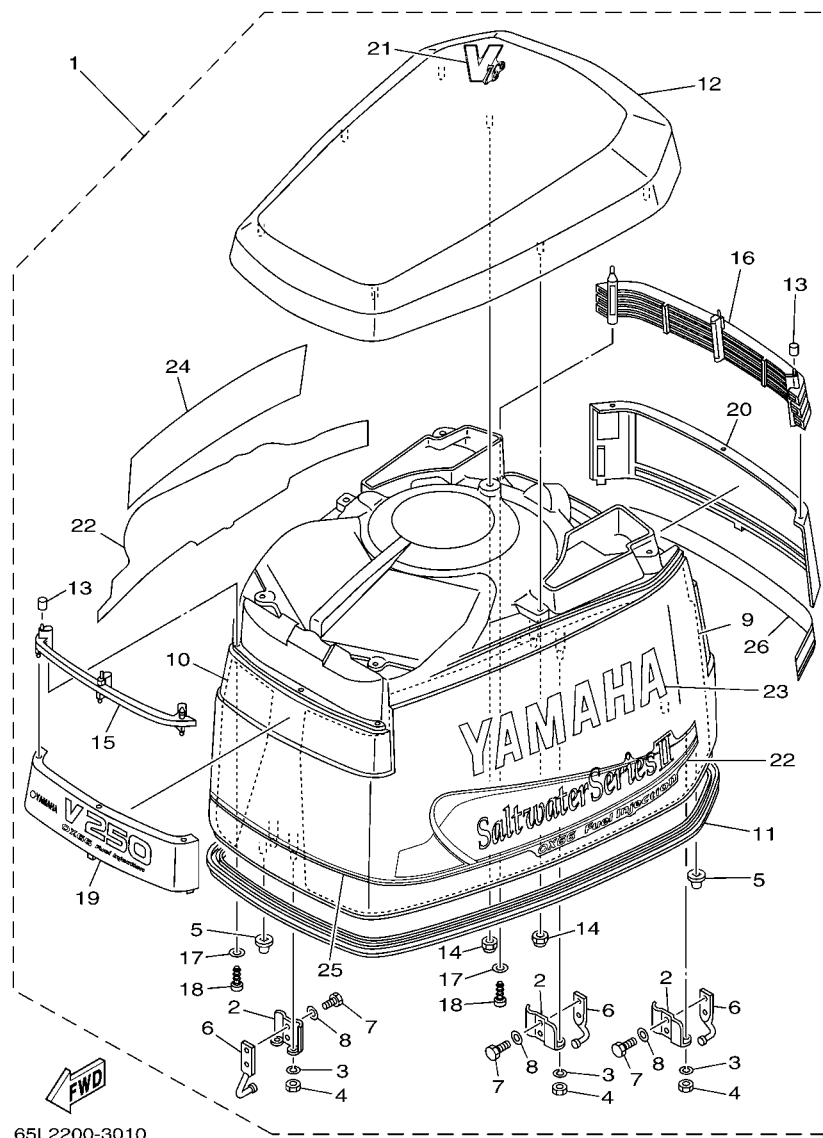
COMPONER Y PODER VARILLA	A4*
FUNDA SUPERIOR	A5*
IMPULSOR E INFERIOR 1	A7*
IMPULSOR E INFERIOR 2	B4*
DEPOSITO DE COMBUSTIBLE	B6*
DIRECCIONGUIAR	B7*
CONTROL REMOTO COMPLETO	C1*
CONTROL REMOTO COMPL	C2*
MEDIDOR	C5*
ESTUCHE REPARATION 1	C6*
ESTUCHE REPARATION 2	C7*

INDICE

INDICE NUMERICO	G1*
-----------------------	-----

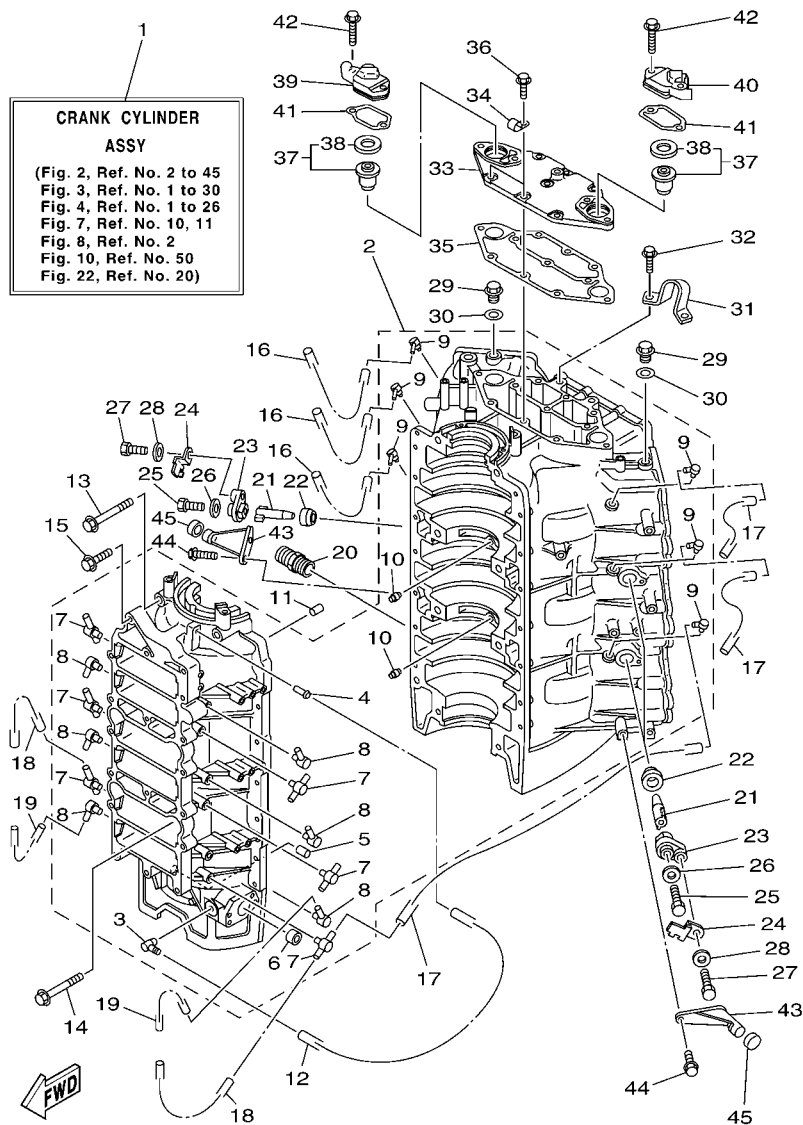
FIG. 1 TOP COWLING

SOPORTE SUPERIOR



65L2200-3010

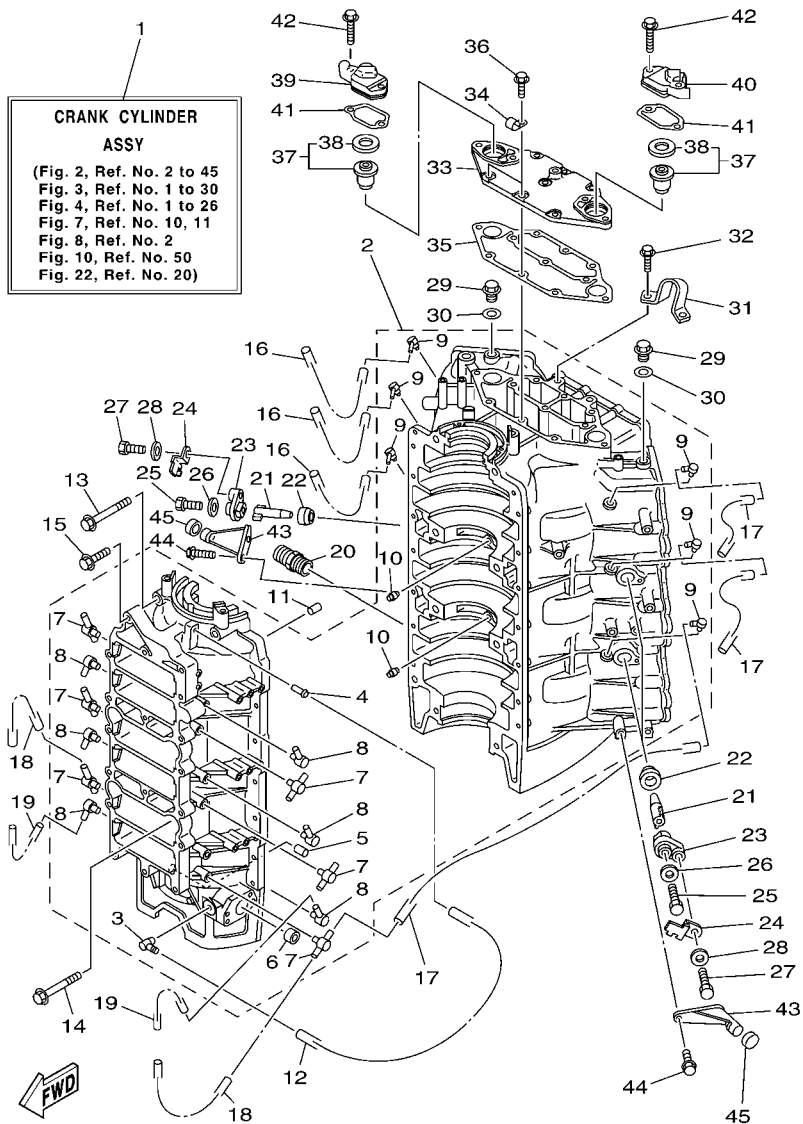
REF. NO.	PART NO. CODIGO Nº	DESCRIPTION DESCRIPCION	65L5				REMARKS OBSERVACIONES
1	65L-42610-T0-4D	TOP COWLING ASSY SOPORTE SUPERIOR COMPL.	1				
2	6R3-42647-00	.HOLDER, CLAMP BAND .MORDAZA DE ABRAZADERA	3				
3	92990-06100	.WASHER, SPRING .ARANDELA PLANA	6				
4	95380-06600	.NUT, HEXAGON .TUERCA	6				
5	6R3-42662-00	.DAMPER .AMORTIGUADOR	3				
6	6R3-42814-00	.HOOK, CLAMP .GANCHO GRAMPA	3				
7	97095-06012	.BOLT .PERNO	6				
8	92995-06600	.WASHER .ARANDELA	6				
9	61A-42619-02	.DAMPER, FORM .HULE DE FORMA	1				
10	61A-42627-02	.DAMPER, FORM .AMORTIGUADOR FORMA 3	1				
11	61A-42615-01	.SEAL .SELLO	1				
12	61A-42613-01-4D	.MOLDING, AIR DUCT .MOLDURA CONDUCTO AIRE	1				
13	90385-04M05	.BUSH .BUJE	6				
14	90179-06M24	.NUT .TUERCA	7				
15	61A-42626-00	.LOUVER, 1 .AMORTIGUADOR 1	1				
16	61A-42636-00	.LOUVER 2 .REJILLA 2	1				
17	92990-04600	.WASHER, PLATE .ARANDELA PLANA	6				
18	97780-40520	.SCREW, TAPPING .TORNILLO DE CABEZA DE CONO AC	6				
19	65L-42686-T0	.EMBLEM, FRONT .EMBLEMA DEL FRENTE	1				
20	65L-42687-S0	.EMBLEM, REAR .EMBLEMA TRASERO	1				
21	65L-42683-S0	.MARK, COWLING .MARCA DE CUBIERTA	1				
22	61A-W0070-S1	.GRAPHIC SET JUEGO DE EMBLEMA	1				
23	61A-42681-S1	.MARK, COWLING .MARCA DE CUBIERTA	1				
24	61A-42682-S1	.MARK, COWLING .MARCA DE CUBIERTA	1				
25	61A-42677-S1	.GRAPHIC, FRONT .CALCAMONIA FRONTAL	1				
26	61A-4267A-S1	.GRAPHIC, REAR 2 .CALCAMONIA TRASERA 2	1				



65L5200-E020

FIG. 2 CYLINDER & CRANKCASE 1 CILINDRO & CARTER 1

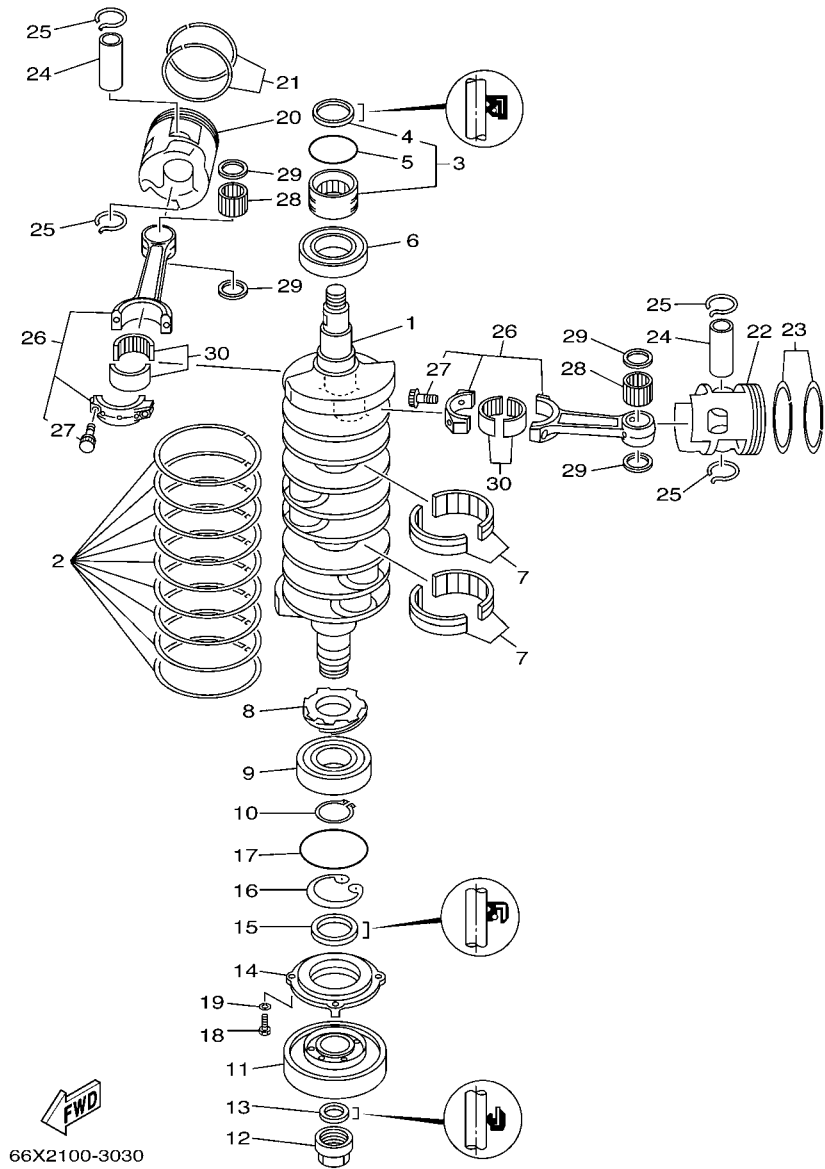
REF. NO.	PART NO. CODIGO Nº	DESCRIPTION DESCRIPCION	65L5				REMARKS OBSERVACIONES
1	65M-W0090-12-1S	CRANK CYLINDER ASSY BLOQUE MOTOR COMPLETO	1				
2	65L-15100-11-1S	CRANKCASE ASSY CARTER COMPLETO	1				
3	6E5-11372-01	.NIPPLE, HOSE .NIPLE DE MANGUERA	1				
4	624-14485-00	.PIPE, JOINT .TUBO DE UNION	1				
5	90384-06M07	.BUSH, BIMETAL FORMED .BUJE BIMETALICO	1				
6	90383-16M01	.BUSH, FORMED .BUJE	1				
7	6F6-11372-01	.NIPPLE, HOSE .NIPLE DE MANGUERA	6				
8	650-11372-01	.NIPPLE, HOSE .NIPLE DE MANGUERA	6				
9	6E5-11372-01	.NIPPLE, HOSE .NIPLE DE MANGUERA	6				
10	663-11518-01	.LOCK, BEARING .SEGURO BALERO	2				
11	93608-12063	PIN, DOWEL PASADOR DE CLAVIJA	2				
12	90445-07M11	HOSE (L610) TUBO (L610)	1				
13	90105-10M62	BOLT, FLANGE TORNILLO	4				
14	90105-10M75	BOLT, FLANGE TORNILLO	4				
15	90119-06089	BOLT, WITH WASHER TORNILLO CON ARANDELA	14				
16	90445-07M44	HOSE (L250) TUBO (L250)	3				
17	90445-07M40	HOSE (L225) TUBO (L225)	3				
18	90445-07MA6	HOSE (L90) TUBO (L90)	6				
19	90445-07MA6	HOSE (L90) TUBO (L90)	6				
20	6G5-12581-00	JOINT, HOSE 1 CONEXION	1				
21	62Y-11325-00	ANODE ANODO	4				
22	66M-11328-00	GROMMET, ANODE TAPON	3				
23	66M-11327-00-94	COVER, ANODE CUBIERTA DE ANODO	3				
24	66M-12535-00	PLATE EMPAQUETADURA	3				
25	97095-05012	BOLT PERNO	3				
26	92995-05600	WASHER ARANDELA	3				
27	97013-06020	BOLT PERNO	3				



65L5200-E020

FIG. 2 CYLINDER & CRANKCASE 1 CILINDRO & CARTER 1

REF. NO.	PART NO. CODIGO Nº	DESCRIPTION DESCRIPCION	65L5				REMARKS OBSERVACIONES
28	92903-06600	WASHER, PLATE RONDANA SENCILLA	3				
29	90340-14M00	PLUG, STRAIGHT SCREW TORNILLO, DE DRENAJE	2				
30	90430-14115	GASKET JUNTA	2				
31	6E5-11119-01	HANGER, ENGINE SOPORTE DEL MOTOR	1				
32	90119-08MA3	BOLT, WITH WASHER TORNILLO CON ARANDELA	2				
33	61A-11371-00-1S	COVER CUBIERTA 1	1				
34	90465-06M86	CLAMP BRIDA	2				
35	61A-11381-A0	GASKET 1 EMPAQUE 1	1				
36	90119-06MA2	BOLT, WITH WASHER TORNILLO CON ARANDELA	7				
37	6E5-12411-30	THERMOSTAT TERMOSTAT	2				
38	688-12412-00	.SEAL, THERMOSTAT .SELLO TERMOSTATO	1				
39	61A-12413-21-1S	COVER, THERMOSTAT CUBIERTA TERMOSTATO	1				
40	61A-12413-31-1S	COVER, THERMOSTAT CUBIERTA TERMOSTATO	1				
41	61A-12414-A0	GASKET, COVER EMPAQUE	2				
42	90119-06MA5	BOLT, WITH WASHER TORNILLO CON ARANDELA	4				
43	6E5-42761-00-1S	STOPPER RETEN 1	2				
44	90119-06MA2	BOLT, WITH WASHER TORNILLO CON ARANDELA	4				
45	68F-44533-00	DAMPER, UPPER MOUNT RUBBER AMORTIGUADOR SUPERIOR	2				

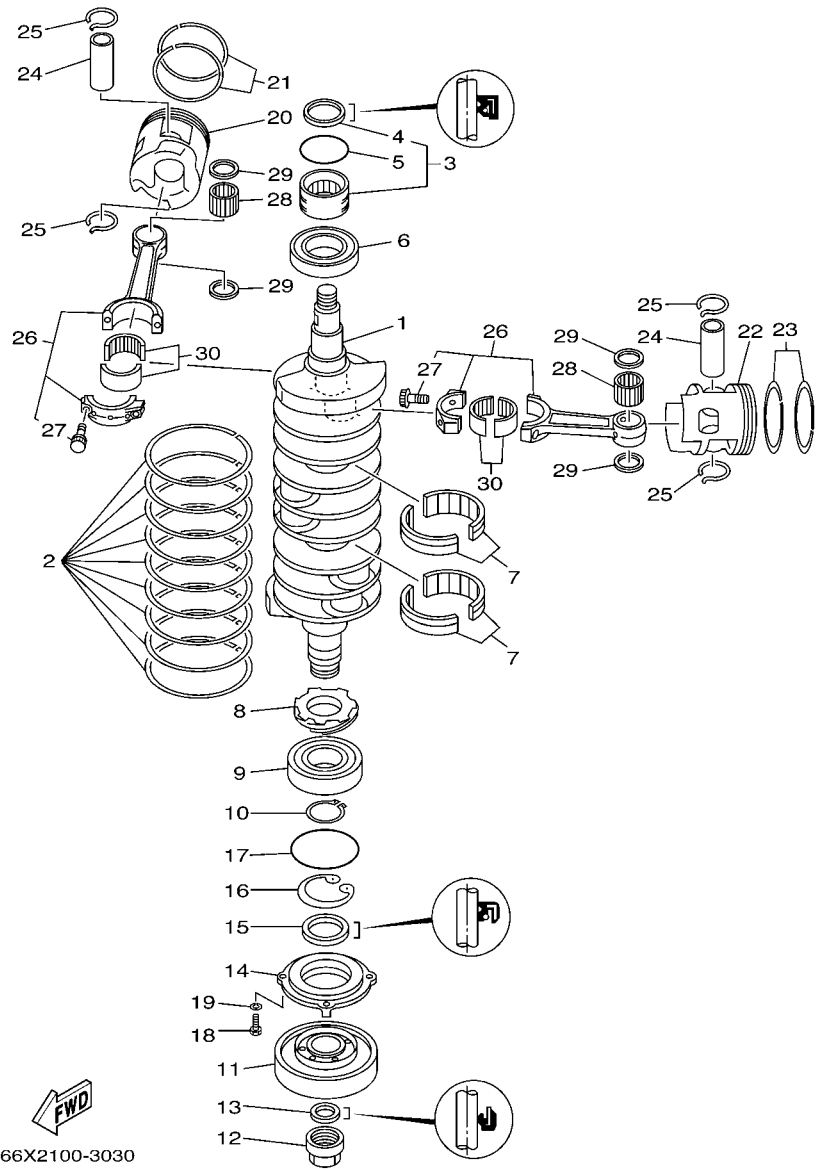


66X2100-3030

FIG. 3 CRANKSHAFT & PISTON

CIGUENAL & PISTON

REF. NO.	PART NO. CODIGO Nº	DESCRIPTION DESCRIPCION	66L5				REMARKS OBSERVACIONES
1	6D0-11411-00	CRANKSHAFT CIGUENAL	1				
2	61A-11447-00	SEAL, CRANK SELLO MANIVELA	9				
3	93311-940V0	BEARING COJINETE DE RODILLOS	1				
4	93102-40M38	.OIL SEAL .SELLO ACEITE	1				
5	93210-54M54	O-RING ANILLO O	1				
6	93306-209U1	BEARING COJINETE	1				
7	93310-959U0	BEARING COJINETE DE RODILLOS	2				
8	61A-11536-00	GEAR, DRIVE ENGRANAJE TRACCION	1				
9	93306-308U0	BEARING COJINETE	1				
10	93410-40M03	CIRCLIP SEGURO	1				
11	61A-11586-01	PULLEY, CRANKSHAFT BALANCE POLEA EQUILIBR. DE CIGUENAL	1				
12	60V-11555-00	NUT, CRANKSHAFT 1 TUERCA CIGUENAL 1	1				
13	93104-22M07	OIL SEAL SELLO ACEITE	1				
14	61A-15359-00-94	HOUSING, OIL SEAL CAJA DE SELLO DE ACEITE	1				
15	93102-40004	OIL SEAL SELLO ACEITE	1				
16	93420-61M07	CIRCLIP SEGURO	1				
17	93210-81MA6	O-RING ANILLO O	1				
18	97095-06020	BOLT PERNO	4				
19	92995-06100	WASHER, SPRING ARANDELA	4				
20	69L-11631-00-85	PISTON (STD) PISTON (NORMA)	3				
	69L-11635-00	PISTON (0.25MM O/S) PISTON (0.25MM O/S)	3				AP AP
	69L-11636-00	PISTON (0.50MM O/S) PISTON (0.50MM O/S)	3				AP AP
21	64D-11603-02	PISTON RING SET (STD) JUEGO DE ANILLOS (NORMA)	3				
	64D-11604-02	PISTON RING SET (0.25MM O/S) JUEGO DE ANILLOS (0.25MM O/S)	3				AP AP
	64D-11605-02	PISTON RING SET (0.50MM O/S) JUEGO DE ANILLOS (0.50MM O/S)	3				AP AP
22	69L-11642-00-85	PISTON 2 (STD) PISTON 2 (NORMA)	3				
	69L-11645-00	PISTON 2 (0.25MM O/S) PISTON 2 (0.25MM O/S)	3				AP AP

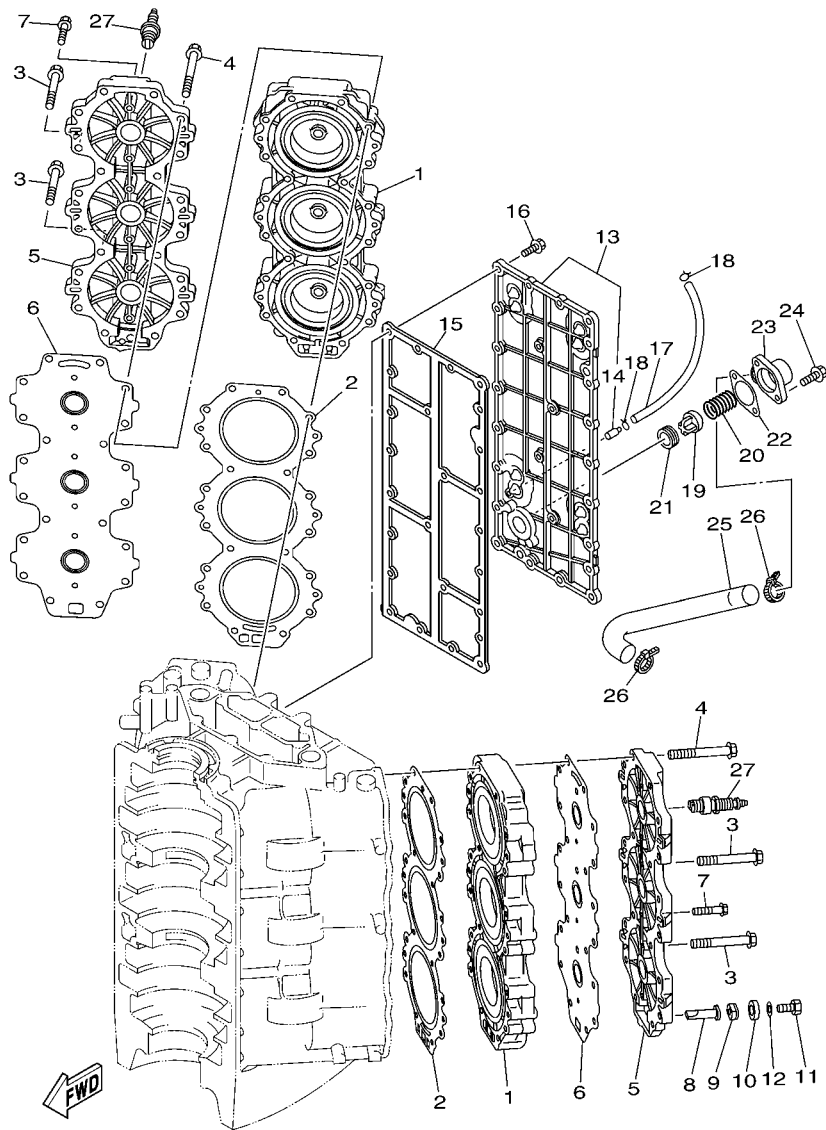


66X2100-3030

FIG. 3 CRANKSHAFT & PISTON

CIGUENAL & PISTON

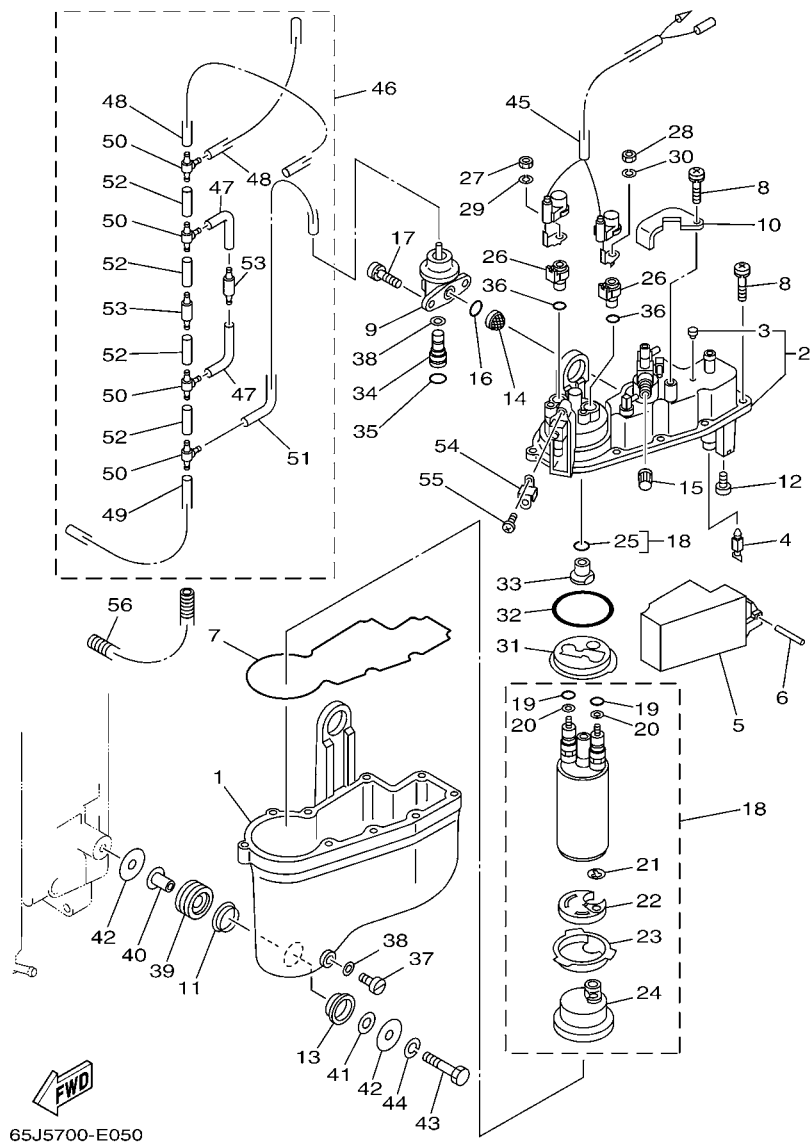
REF. NO.	PART NO. CODIGO Nº	DESCRIPTION DESCRIPCION	66L5				REMARKS OBSERVACIONES
22	69L-11646-00	PISTON 2 (0.50MM O/S) PISTON 2 (0.50MM O/S)	3				AP AP
23	64D-11603-02	PISTON RING SET (STD) JUEGO DE ANILLOS (NORMA)	3				
	64D-11604-02	PISTON RING SET (0.25MM O/S) JUEGO DE ANILLOS (0.25MM O/S)	3				AP AP
	64D-11605-02	PISTON RING SET (0.50MM O/S) JUEGO DE ANILLOS (0.50MM O/S)	3				AP AP
24	61A-11633-02	PIN, PISTON PASADOR, PISTON	6				
25	61A-11634-00	CLIP, PISTON PIN PRESILLA, BULON DE PISTON	12				
26	61A-11650-00	CONNECTING ROD ASSY BIELA COMPLETA	6				
27	90109-09001	.BOLT .PERNO	2				
28	93310-326V4	BEARING COJINETE DE RODILLOS	6				
29	90201-26M03	WASHER, PLATE ARANDELA PLANA	12				
30	93310-84106	BEARING COJINETE DE RODILLOS	6				



61A5200-E040

FIG. 4 CYLINDER & CRANKCASE 2 CILINDRO & CARTER 2

REF. NO.	PART NO. CODIGO Nº	DESCRIPTION DESCRIPCION	65L5			REMARKS OBSERVACIONES
1	62J-11111-01-1S	HEAD, CYLINDER 1 CULATA CILINDRO 1	2			
2	69L-11181-00	GASKET, CYLINDER HEAD 1 JUNTA, DE CULATA 1	2			
3	90119-08MA5	BOLT, WITH WASHER TORNILLO CON ARANDELA	4			
4	90119-08M99	BOLT, WITH WASHER TORNILLO CON ARANDELA	36			
5	61A-11191-00-1S	COVER, CYLINDER HEAD 1 TAPA CULATA DE CILINDRO 1	2			
6	61A-11193-A1	GASKET, HEAD COVER 1 EMPAQUE	2			
7	90119-06MA5	BOLT, WITH WASHER TORNILLO CON ARANDELA	12			
8	6J8-11325-00	ANODE ANODO	2			
9	6H3-11328-00	GROMMET, ANODE TAPON	2			
10	6H3-11327-00-1S	COVER, ANODE CUBIERTA DE ANODO	2			
11	97013-06016	BOLT PERNO	2			
12	92903-06600	WASHER, PLATE RONDANA SENCILLA	2			
13	61A-41113-00-1S	OUTER COVER, EXHAUST CUBOERTA EXTERIOR DE ESCAPE	1			
14	650-24378-00	.PIPE, JOINT 4 .TUBO DE UNION 4	1			
15	6S3-41112-00	GASKET, EXHAUST INNER COVER EMPAQUE	1			
16	90119-06MA3	BOLT, WITH WASHER TORNILLO CON ARANDELA	25			
17	90445-09M25	HOSE (L600) TUBO (L600)	1			
18	90467-08004	CLIP PRESILLA	2			
19	60H-12416-00	VALVE, PRESSURE CONTROL VALVULA DE CONTROL DE PRESION	1			
20	90501-16M11	SPRING, COMPRESSION RESORTE DE COMPRESION	1			
21	90480-20M05	GROMMET TAPON	1			
22	6G5-11382-A1	GASKET 2 EMPAQUE 2	1			
23	6G5-11372-00-1S	COVER, BYPASS 2 CUBIERTA	1			
24	90119-06MA2	BOLT, WITH WASHER TORNILLO CON ARANDELA	2			
25	61A-12576-00	HOSE 1 MANGUERA 1	1			
26	90465-13M18	CLAMP BRIDA	2			
27	94702-00309	PLUG, SPARK (NGK BR9HS-10) BUJIA (NGK BR9HS-10)	6			



65J5700-E050

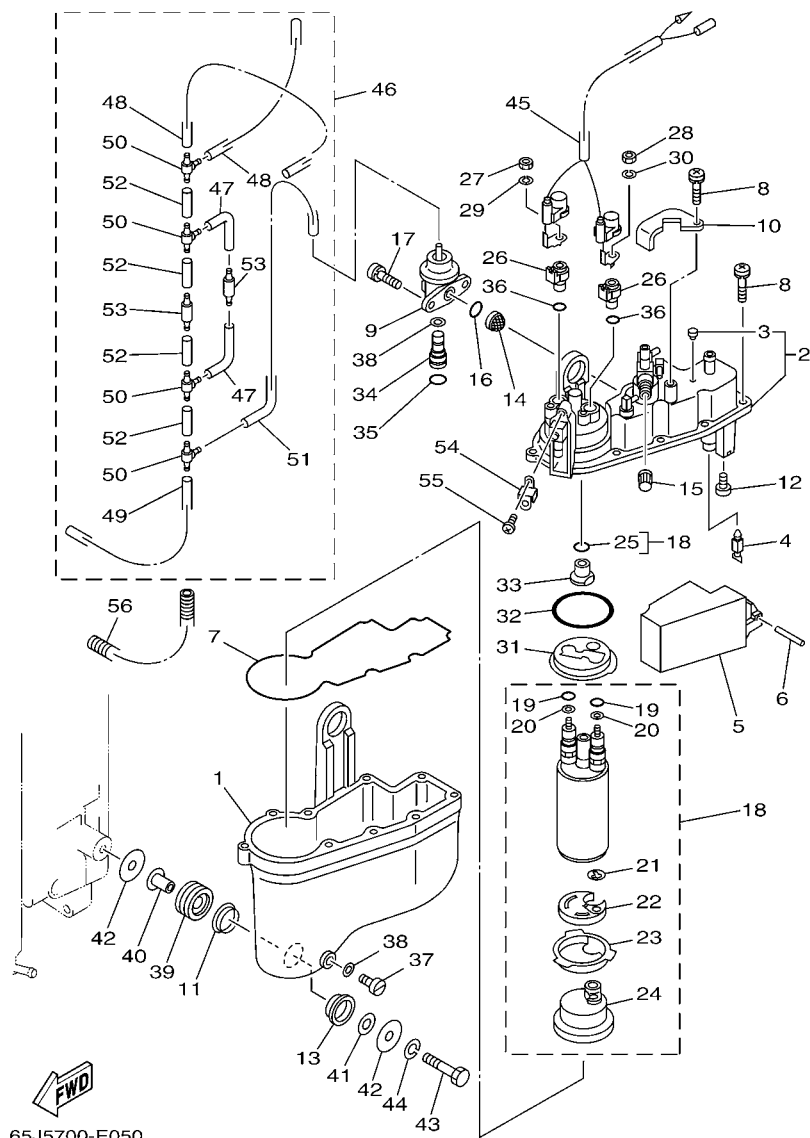
FIG. 5 FUEL INJECTION PUMP

BOMBA DE COMBUSTIBLE

REF. NO.	PART NO. CODIGO N°	DESCRIPTION DESCRIPCION	65L5				REMARKS OBSERVACIONES
1	66K-14980-00	BODY, FLOAT CHAMBER CUERPO CAMARA DE BOIA	1				
2	67H-14182-01	COVER, FLOAT CHAMBER TAPA DE CAMARA DE BOIA	1				
3	67H-14225-00	.CAP .TAPA	1				
4	65L-14546-00	VALVE, NEEDLE VALVULA DE AGUJA	1				
5	66K-14985-00	FLOAT BOIA	1				
6	66K-14548-01	PIN, FLOAT ARM PASADOR DE BRAZO DE BOIA	1				
7	66K-14984-00	GASKET, FLOAT CHAMBER EMPAQUE CAMARA DE BOIA	1				
8	65L-14125-00	SCREW TORNILLO	10				
9	66K-13906-00	REGULATOR, PRESSURE REGULADOR	1				
10	66K-14255-00	PLATE PLACA	1				
11	66K-14239-00	SEAL SELLO	3				
12	66K-14325-01	SCREW, PAN HEAD TORNILLO CABEZA REDONDA	2				
13	66K-14163-00	SPACER ESPACIADOR	3				
14	65L-13905-00	FILTER COMP FILTRO COMPLETO	1				
15	65L-14966-00	CAP TAPA	1				
16	65L-24486-00	O-RING ANILLO O	1				
17	66K-14245-00	SCREW, GUIDE TORNILLO DE GUIA	2				
18	67H-13907-00	FUEL PUMP COMP. BOMBA DE COMBUSTIBLE COMPLETA	1				
19	65L-14227-00	.O-RING .ANILLO O	2				
20	65L-14194-00	.RING .ANILLO	2				
21	65L-14159-00	.CLIP .PRESILLA	1				
22	66K-13781-00	.DAMPER, PUMP .AMORTIGUADOR DE BOMBA	1				
23	66K-13844-00	.PLATE 2 .PLACA 2	1				
24	66K-13915-00	.FILTER .FILTRO	1				
25	65L-1416A-00	.O-RING .ANILLO O	1				
26	66K-14271-00	INSULATOR AISLANTE	2				
27	65L-8182A-00	NUT TUERCA	1				

FIG. 5 FUEL INJECTION PUMP

BOMBA DE COMBUSTIBLE

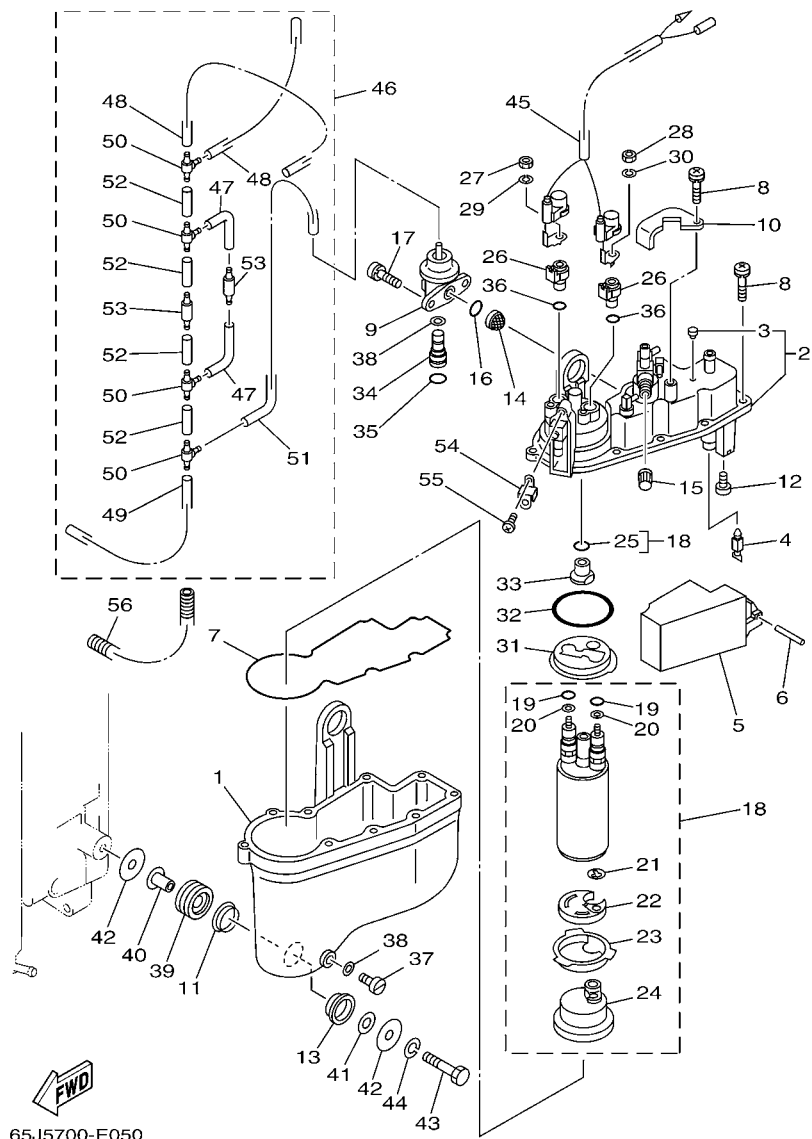


65J5700-E050

REF. NO.	PART NO. CODIGO Nº	DESCRIPTION DESCRIPCION	65L5				REMARKS OBSERVACIONES
28	65L-8182K-00	NUT TUERCA	1				
29	65L-8182E-00	WASHER RONDANA	1				
30	65L-8182F-00	WASHER RONDANA	1				
31	66K-13843-00	PLATE 1 PLACA 1	1				
32	65L-14147-00	O-RING ANILLO O	1				
33	65L-14274-00	CONNECTOR CONECTOR	1				
34	66K-24376-00	PIPE, JOINT 1 TUBO DE UNION 1	1				
35	66K-24489-00	O-RING ANILLO O	1				
36	65L-14397-00	O-RING ANILLO O	3				
37	65L-14992-00	ROD VARILLA	1				
38	65L-14997-00	SEAL SELLO	2				
39	65L-24375-00	GROMMET ARANDELA DE REFUERZO	3				
40	65L-24397-00	COLLAR COLLAR	3				
41	65L-24576-00	WASHER ARANDELA	3				
42	66K-24579-00	WASHER 2 ARANDELA 2	6				
43	65L-24592-00	BOLT TORNILLO	3				
44	65L-24169-00	WASHER, LOCK ARANDELA DE CIERRE	3				
45	67H-82507-00	WIRE, LEAD CABLE CONDUCTOR	1				
46	67H-13490-00	RELIEF VALVE ASSY VALVELA DE DESCOMPRESION	1				
47	66K-13542-00	.HOSE, VACUUM SENSING 1 .MANGUERA, DE VACIO 1	2				
48	67H-13544-00	.HOSE, VACUUM SENSING 2 .MANGUERA, DE VACIO 2	2				
49	67H-13532-00	.HOSE, VACUUM SENSING 3 .MANGUERA, DE VACIO 3	1				
50	65L-24461-00	.PIPE, JOINT .TUBO DE UNION	4				
51	67H-13533-00	.HOSE, VACUUM SENSING 4 .MANGUERA, DE VACIO 4	1				
52	67H-13534-00	.HOSE, VACUUM SENSING 5 .MANGUERA, DE VACIO 5	4				
53	67H-13183-00	.VALVE, CHECK .VALVULA DE RETENTION	2				
54	66K-13898-00	HOLDER SOSTEN	1				

FIG. 5 FUEL INJECTION PUMP

BOMBA DE COMBUSTIBLE



FWD
65J5700-E050

REF. NO.	PART NO. CODIGO Nº	DESCRIPTION DESCRIPCION	65L5				REMARKS OBSERVACIONES
55	65L-14565-00	SCREW TORNILLO	1				
56	6D0-2486D-00	PIPE 2 TUBO JUNTA 2	1				

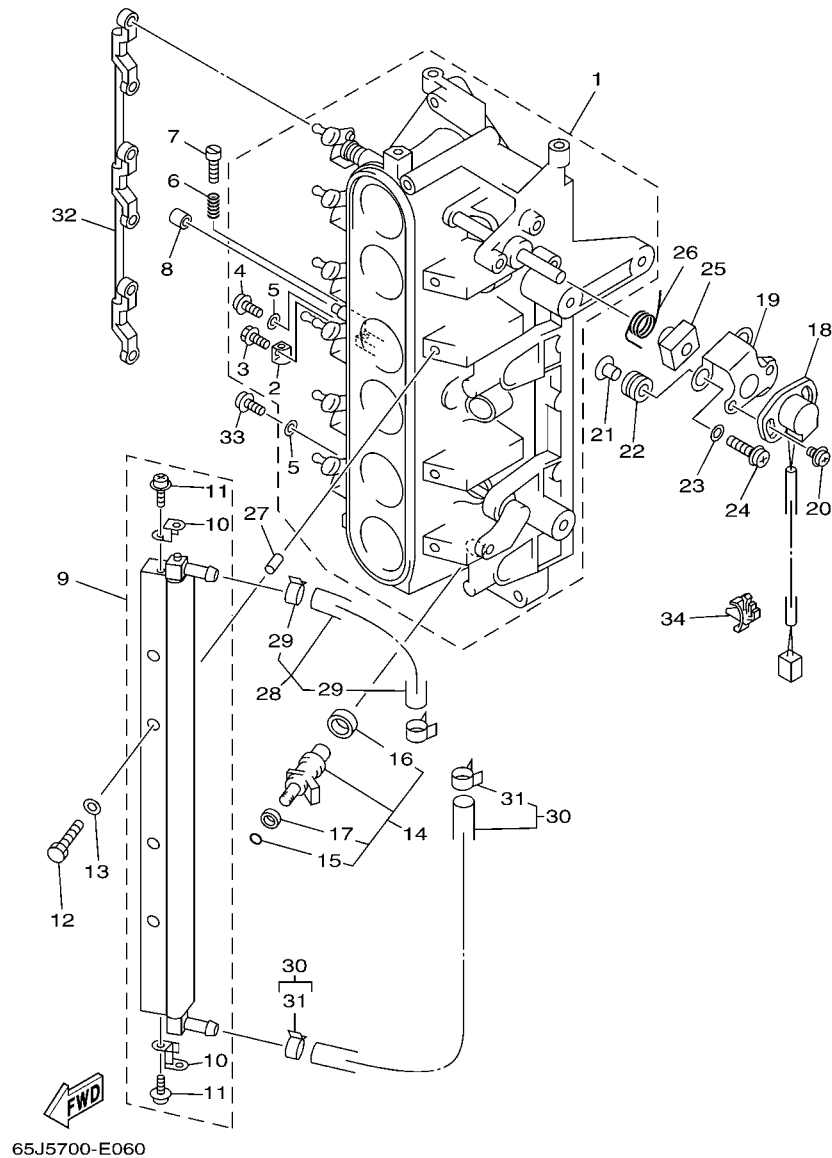
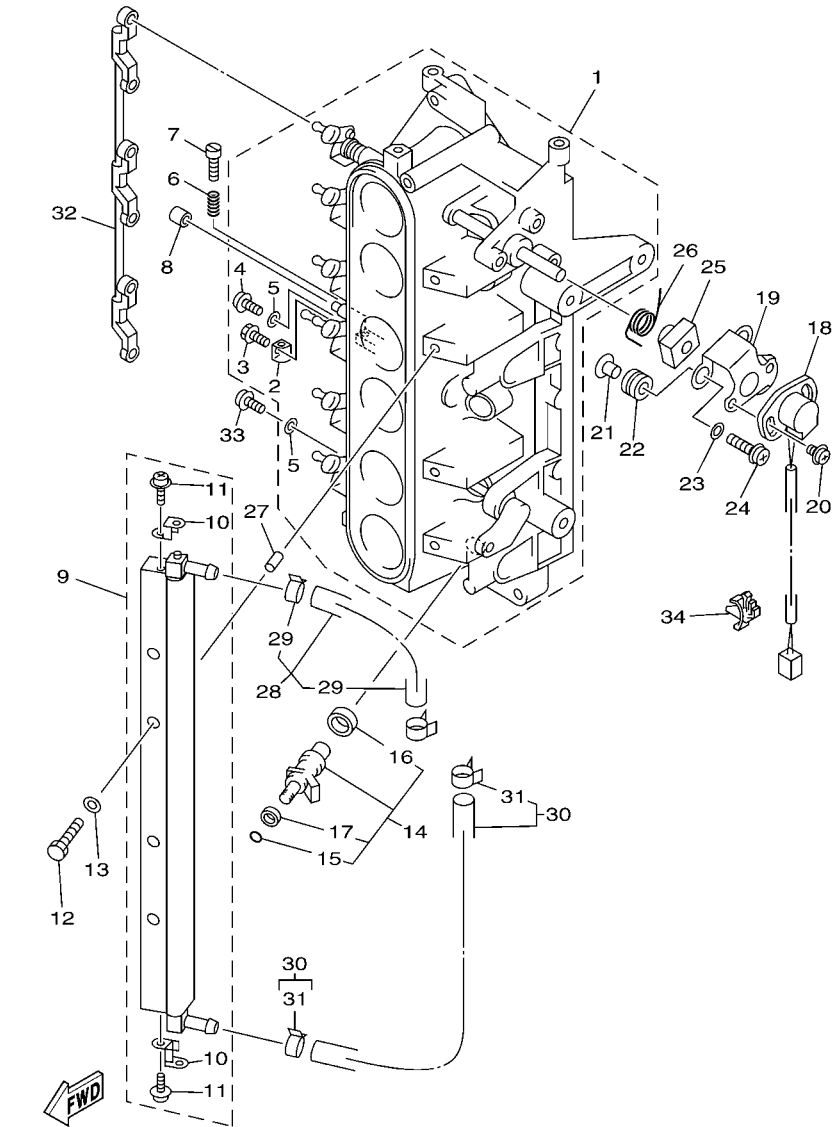


FIG. 6 FUEL INJECTION NOZZLE INJECTOR DE COMBUSTIBLE

REF. NO.	PART NO. CODIGO N°	DESCRIPTION DESCRIPCION	65L5				REMARKS OBSERVACIONES
1	67H-13751-00	BODY, THROTTLE 1 CAJA 1	1				
2	65L-14527-00	.PLATE .PLACA	1				
3	65L-14565-00	.SCREW .TORNILLO	1				
4	6K5-14592-00	.SCREW .TORNILLO	1				
5	90201-05552	.WASHER, PLATE .ARANDELA PLANA	6				
6	65L-14334-00	SPRING, AIR ADJUSTING RESORTE DE AJUSTADOR DE AIRE	1				
7	65L-14523-00	SCREW, STOP TORNILLO DE TOPE	1				
8	65L-14578-00	COLLAR COLLAR	1				
9	67H-13938-00	PIPE TUBO DE ADMISION	1				
10	67H-13898-00	.HOLDER .SOSTEN	2				
11	65L-14565-00	.SCREW .TORNILLO	2				
12	65L-13573-00	BOLT 1 PERNO 1	4				
13	65L-13995-00	WASHER EMPAQUE	4				
14	65L-13761-00	INJECTOR ASSY INYECTOR	6				
15	65L-13769-00	.O-RING .ANILLO O	1				
16	65L-13764-00	.GASKET .EMPAQUE	1				
17	65L-13766-00	.RUBBER, INJECTOR .ANILLO PROTECTOR	1				
18	61A-85885-00	THROTTLE SENSOR ASSY TERMICA SENSORIO	1				
19	6K7-85886-01	SENSOR, AIR TEMPERATURE SENSOR	1				
20	97985-05212	SCREW, WITH WASHER TORNILLO, CON ARANDELA	2				
21	90387-05M00	COLLAR ESPACIADOR	3				
22	90480-10M23	GROMMET TAPON	3				
23	65L-14596-00	WASHER ARANDELA	3				
24	97985-05330	SCREW, WITH WASHER TORNILLO, CON ARANDELA	3				
25	65L-14573-00	LEVER PALANCA	1				
26	65L-14579-00	SPRING RESORTE	1				
27	65L-13996-00	INSERT CARTUCHO	2				



65J5700-E060

FIG. 6 FUEL INJECTION NOZZLE INJECTOR DE COMBUSTIBLE

REF. NO.	PART NO. CODIGO Nº	DESCRIPTION DESCRIPCION	65L5				REMARKS OBSERVACIONES
28	66K-13971-00	PIPE, FUEL 1 ANILLO DE ESPACIADOR	1				
29	65L-24387-00	.CLIP .MORDAZA	2				
30	67H-13972-00	PIPE, FUEL 2 TUBO, COMBUSTIBLE 2	1				
31	65L-24387-00	.CLIP .MORDAZA	2				
32	65L-41217-00	ROD, ACCEL. LEVER VARILLA PALANCA ACELERADOR	1				
33	6D0-14592-00	SCREW TORNILLO	5				
34	90464-04M12	CLAMP BRIDA	1				

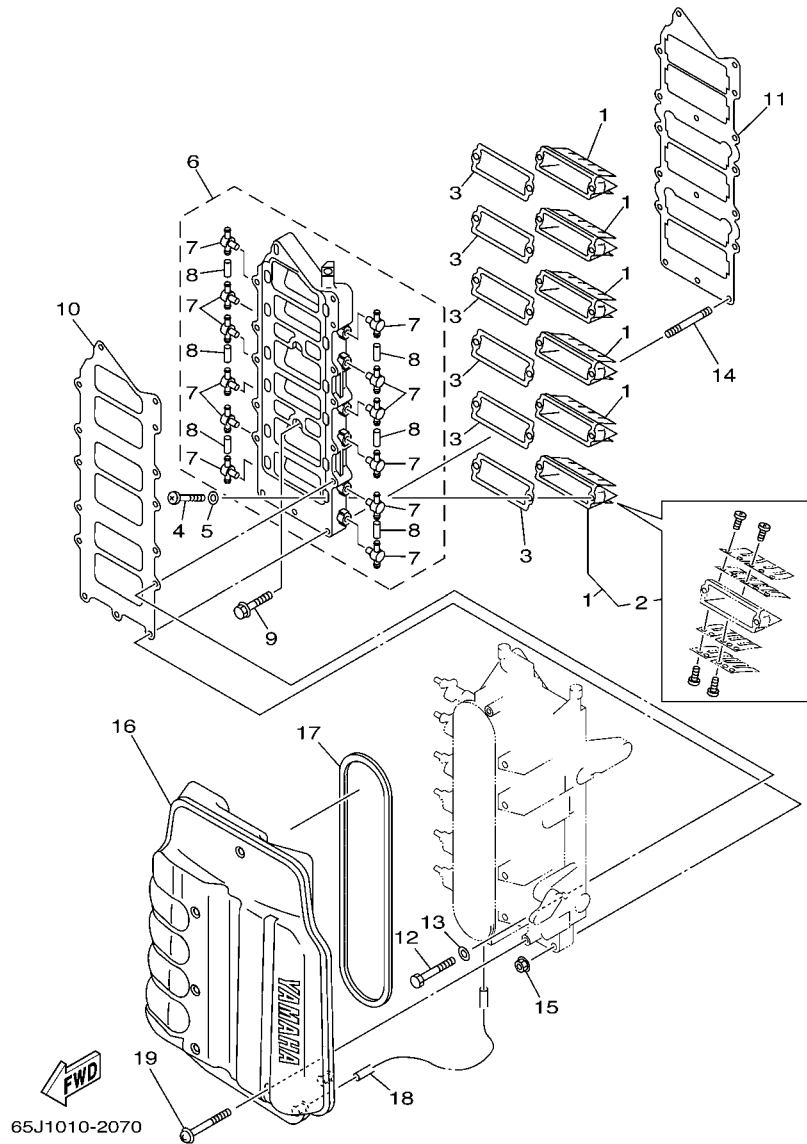


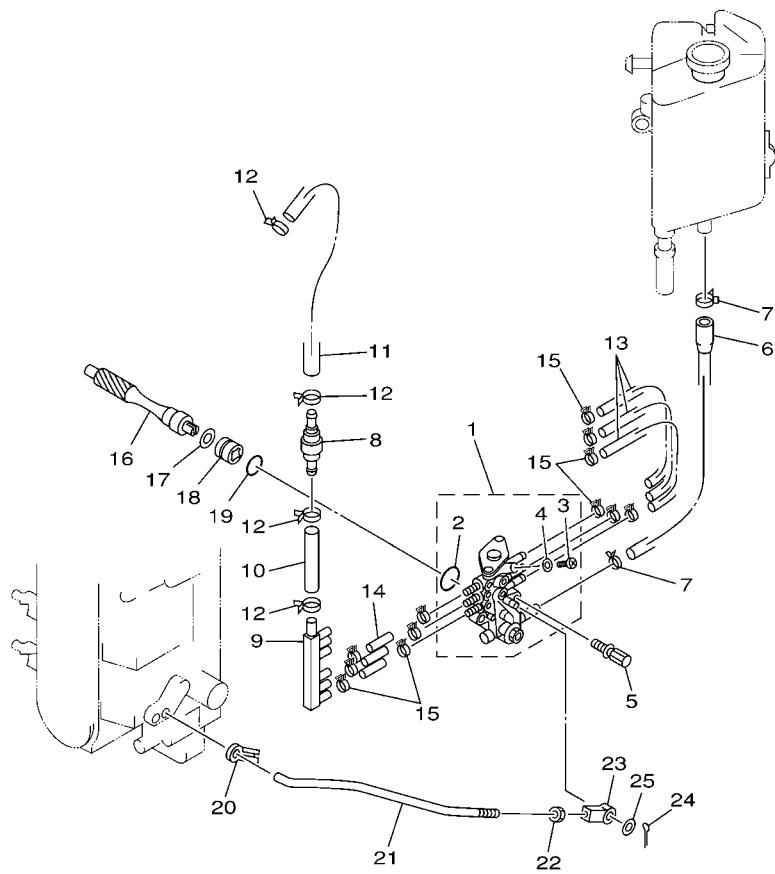
FIG. 7 INTAKE

ADMISION

REF. NO.	PART NO. CODIGO N°	DESCRIPTION DESCRIPCION	65L5				REMARKS OBSERVACIONES
1	65L-13610-01	REED VALVE ASSY VALVULA DE LAMINAS COMPLETA	6				
2	65J-W0004-01	.REED SET .JUEGO DE VALVULAS DE LENGUETA	1				
3	61A-13621-A0	GASKET, VALVE SEAT JUNTA, DE VALV.DE EMPAQUE	6				
4	97880-05016	SCREW, PAN HEAD TORNILLO DE CABEZA CON PLANA	12				
5	92990-05600	WASHER, PLATE ARANDELA PLANA	12				
6	65L-13624-01-1S	PLATE, REED VALVE PLACA DE VALVULA DE LAMINAS	1				
7	6F6-11372-01	.NIPPLE, HOSE .NIPLE DE MANGUERA	12				
8	90445-07M03	.HOSE (L34) .TUBO (L34)	6				
9	90105-06028	BOLT, FLANGE TORNILLO	2				
10	65L-13646-00	GASKET, MANIFOLD 2 EMPAQ. DE MULTIPLE 2	1				
11	65L-13645-00	GASKET, MANIFOLD 1 EMPAQUE	1				
12	97013-06060	BOLT PERNO	12				
13	92903-06600	WASHER, PLATE RONDANA SENCILLA	12				
14	95670-06655	BOLT, STUD TORNILLO PRISIONERO	2				
15	90179-06M24	NUT TUERCA	2				
16	65L-14440-00	SILENCER ASSY, INTAKE SILENCIADOR COMPL DE ADMISION	1				
17	65L-14483-00	GASKET EMPAQUE	1				
18	90445-07M44	HOSE (L250) TUBO (L250)	1				
19	90159-06M16	SCREW, WITH WASHER TORNILLO CON VALONA	6				

FIG. 8 OIL PUMP

BOMBA DE ACEITE

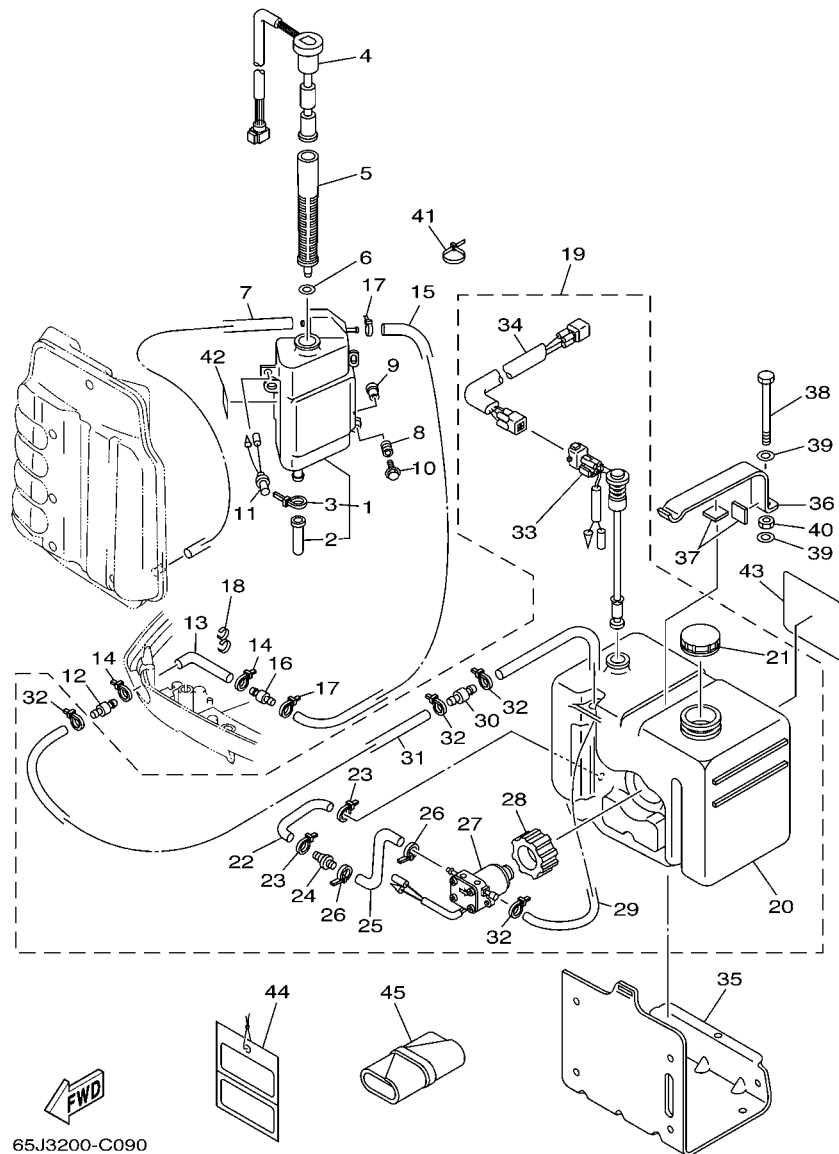


65J0010-7080

REF. NO.	PART NO. CODIGO Nº	DESCRIPTION DESCRIPCION	65L5				REMARKS OBSERVACIONES
1	65L-13200-02	OIL INJECTION PUMP ASSY BOMBA DE ACEITE COMPLETA	1				
2	93210-19M82	.O-RING .ANILLO O	1				
3	6R3-13471-00	.PLUG, DRAIN .TAPON DE LLAVE DE VACIADO	1				
4	6L2-13475-00	.GASKET .EMPAQUE	1				
5	90109-06M40	BOLT PERNO	2				
6	61A-13416-00	PIPE, OIL 1 TUBO DE ACEITE 1	1				
7	90465-11M10	CLAMP BRIDA	2				
8	65L-13183-00	VALVE, CHECK VALVULA DE RETENTION	1				
9	65L-24378-00	PIPE, JOINT 4 TUBO DE UNION 4	1				
10	90445-09220	HOSE (L30) TUBO (L30)	1				
11	90446-09M69	HOSE TUBO RESEIRADERO	1				
12	90465-11M10	CLAMP BRIDA	4				
13	90445-07M02	HOSE (L167) TUBO (L167)	3				
14	90445-07M03	HOSE (L34) TUBO (L34)	3				
15	90468-07M02	CLIP PRESILLA	12				
16	61A-11537-00	GEAR, DRIVEN ENGRANAJE TRACCION	1				
17	90201-09M01	WASHER, PLATE ARANDELA PLANA	1				
18	61A-13117-00	COLLAR, DISTANCE COLLAR, DISTANCIA	1				
19	93210-18MA9	O-RING ANILLO O	1				
20	6R5-41237-00	JOINT, LINK CONECTOR	1				
21	65L-41241-10	ROD, LINK VARILLA	1				
22	95380-05600	NUT TUERCA	1				
23	6H1-41237-00	JOINT, LINK CONECTOR	1				
24	91490-12012	PIN, COTTER CHAVETA	1				
25	90202-05088	WASHER, PLATE ARANDELA DE PLANA	1				

FIG. 9 OIL TANK

COMPONER Y PODER VARILLA

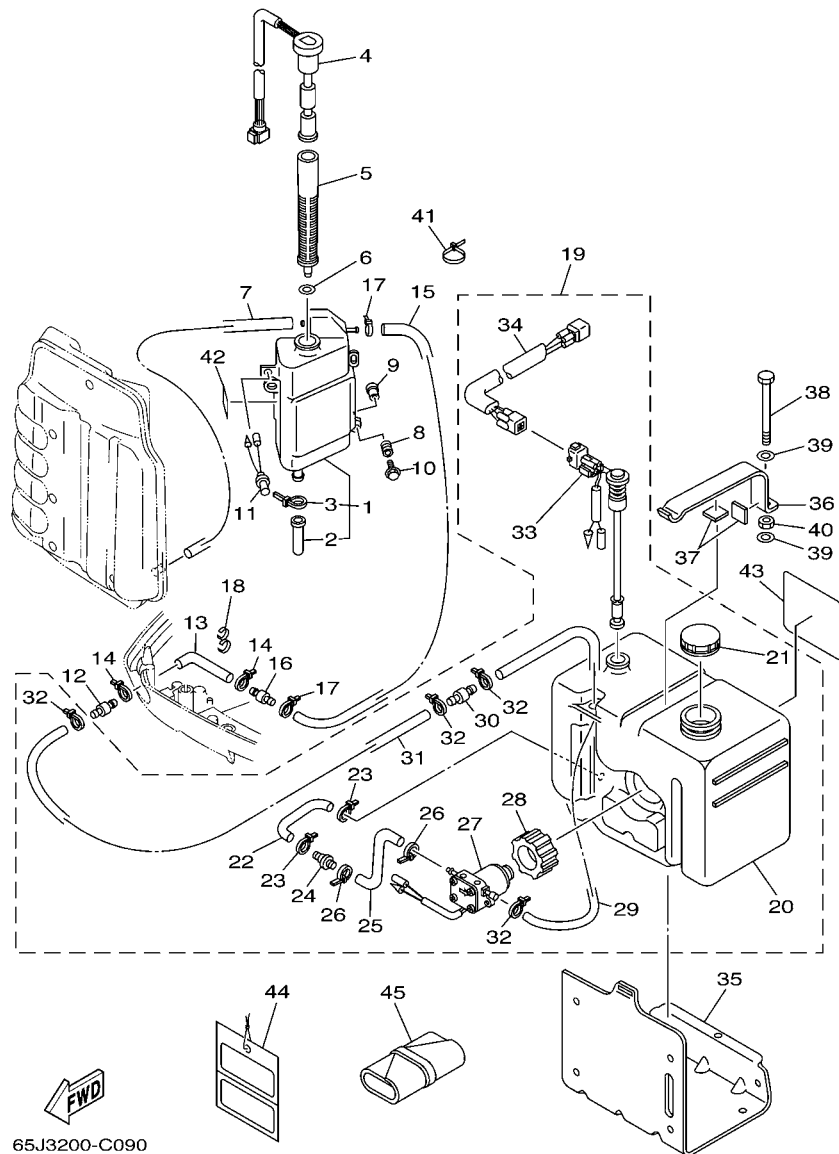


65J3200-C090

REF. NO.	PART NO. CODIGO Nº	DESCRIPTION DESCRIPCION	65L5				REMARKS OBSERVACIONES
1	61A-21750-00	OIL TANK ASSY DEPOSITO DE ACEITE COMPLETO	1				
2	6E5-13448-00	.CAP .TAPA	1				
3	90465-13M11	.CLAMP .BRIDA	1				
4	61A-85730-01	OIL LEVEL GAUGE ASSY ACEITE	1				
5	61A-13411-00	STRAINER, OIL FILTRO DE ACEITE	1				
6	6E5-13414-00	GASKET, STRAINER COVER EMPAQUE DE TAPA FILTRO	1				
7	90445-05M07	HOSE (L700) TUBO (L700)	1				
8	6A0-82317-00	DAMPER, IGNITION COIL AMORTIGUADOR BOBINA ENCENDIDO	3				
9	90387-06119	COLLAR ESPACIADOR	3				
10	90119-06M65	BOLT, WITH WASHER TORNILLO CON ARANDELA	3				
11	6R3-8259E-00	SWITCH ASSY INTERRUPTOR	1				
12	6E5-24379-00	PIPE, JOINT 4 TUBO DE UNION 4	1				
13	90445-12M04	HOSE (L1900) MANGUERA (L1900)	1				
14	90465-11M10	CLAMP BRIDA	2				
15	6E5-24323-00	PIPE 12 TUBO 12	1				
16	6E5-24379-00	PIPE, JOINT 4 TUBO DE UNION 4	1				
17	90465-11M10	CLAMP BRIDA	2				
18	90464-13M34	CLAMP BRIDA	1				
19	61A-21708-20	SUB OIL TANK ASSY DEPOSITO DE ACEITE COMPLETO	1				
20	6E5-21733-20	.SUB TANK, OIL (10.5L) .SUB DEPOSITO DE ACEITE (10.5L)	1				
21	6E5-21770-03	.OIL TANK CAP ASSY .TAPA DE DEPOSITO DE ACEITE	1				
22	6E5-24322-00	.PIPE 11 .TUBO 11	1				
23	90465-11M10	.CLAMP .BRIDA	2				
24	646-24251-02	.STRAINER 1 .COLADOR 1	1				
25	6E5-24319-01	.PIPE, OIL .TUBO DE ACEITE	1				
26	90465-11M10	.CLAMP .BRIDA	2				
27	6E5-81900-01	.OIL FEED PUMP ASSY .ACEITE	1				

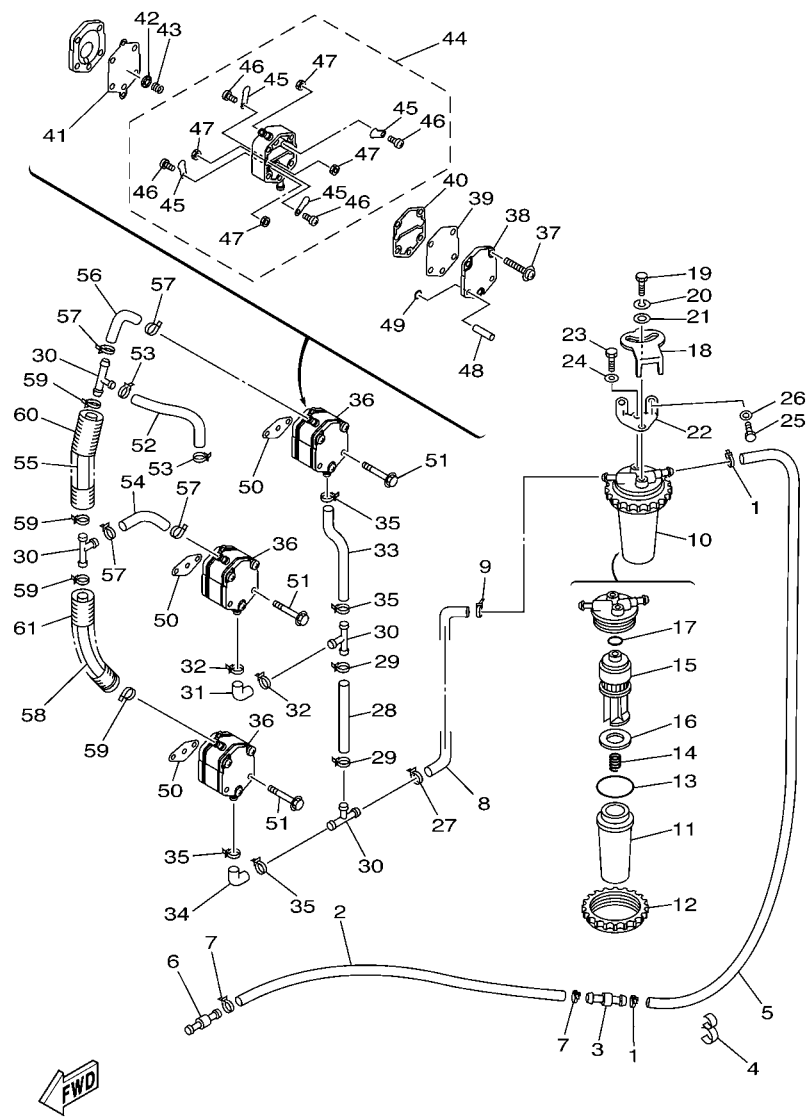
FIG. 9 OIL TANK

COMPONER Y PODER VARILLA



65J3200-C090

REF. NO.	PART NO. CODIGO Nº	DESCRIPTION DESCRIPCION	65L5				REMARKS OBSERVACIONES
28	6E5-81922-00	.GROMMET .TAPON PROTECTOR	1				
29	6E5-24321-01	.PIPE 10 .TUBO 10	1				
30	6E5-24379-00	.PIPE, JOINT 4 .TUBO DE UNION 4	1				
31	90445-11M26	.HOSE (L6500) .TUBO (L6500)	1				
32	90465-11M10	.CLAMP .BRIDA	4				
33	6E5-85720-05	.OIL LEVEL GAUGE ASSY .MEDIDOR DE NIVEL DE ACEITE	1				
34	6R3-85721-80	.WIRE, LEAD (8M) .CABLE CONDUCTOR (8M)	1				
35	6E5-21734-01-33	HOLDER, OIL SUB TANK SOSTEN SUBDEP.DE ACEITE	1				
36	6E5-21798-01-33	BRACKET, DAMPER SOPORTE DE AMORTIGUADOR	1				
37	6E5-21746-00	DAMPER AMORTIGUADOR	2				
38	97080-06100	BOLT PERNO	1				
39	92990-06600	WASHER, PLATE ARANDELA PLANA	2				
40	95380-06600	NUT, HEXAGON TUERCA	1				
41	90465-13M11	CLAMP BRIDA	2				
42	6E5-85711-40	MARK, CAUTION MARKER	1				
43	6E5-13437-62	MARK, CAUTION MARKER	1				
44	61H-2819R-31	TAG, WARNING ETIQUETA DE ADVERTENCIA	1				
45	656-W2810-02	TOOL KIT JUEGO DE HERRAMIENTAS	1				

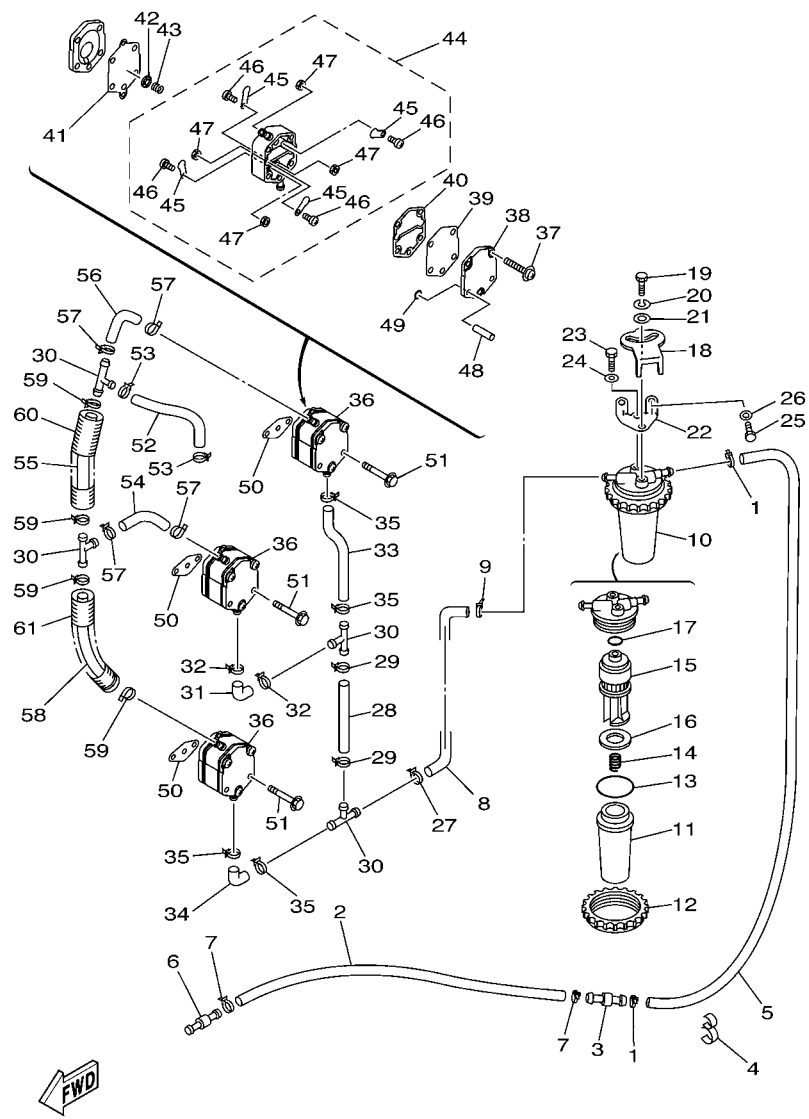


66X4110-D100

FIG. 10 FUEL

COMBUSTIBLE

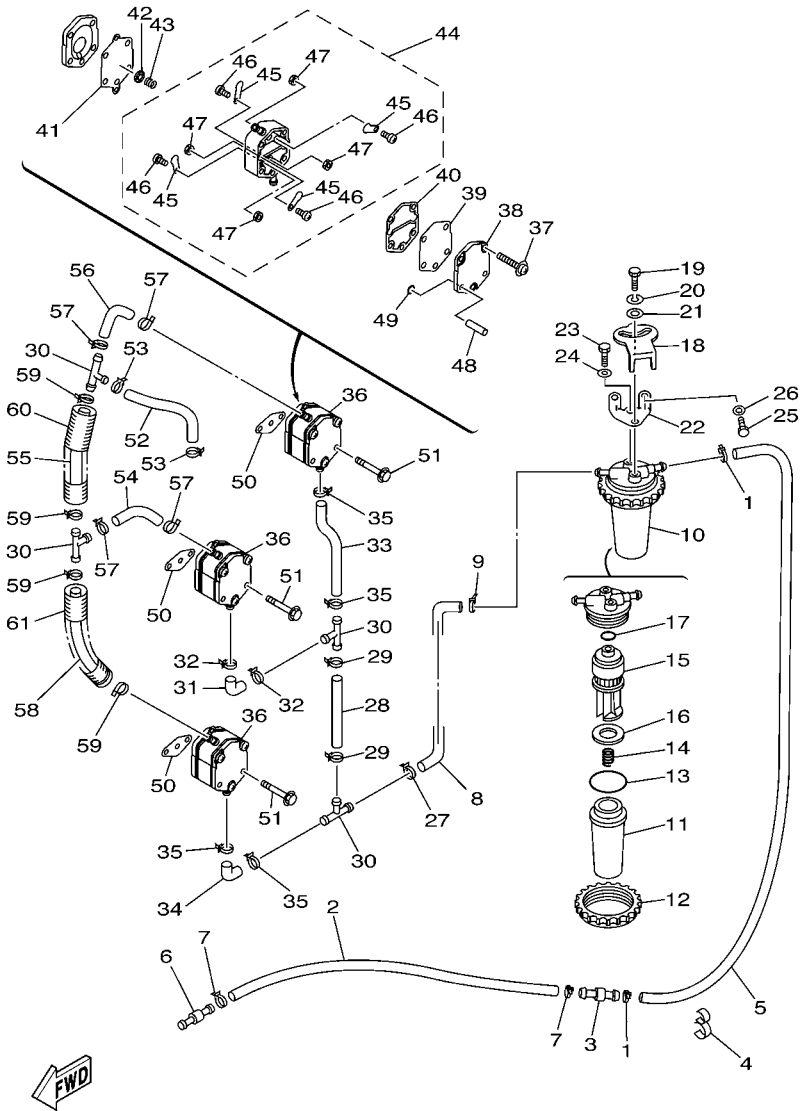
REF. NO.	PART NO. CODIGO Nº	DESCRIPTION DESCRIPCION	65L5				REMARKS OBSERVACIONES
1	90465-11M10	CLAMP BRIDA	2				
2	90445-13M17	HOSE (L2700) MANGUERA (L2700)	1				
3	6R3-24377-00	PIPE, JOINT 3 TUBO DE UNION 3	1				
4	90464-13M34	CLAMP BRIDA	2				
5	61A-24313-00	PIPE 3 TUBO 3	1				
6	6R3-24377-00	PIPE, JOINT 3 TUBO DE UNION 3	1				
7	90465-11M10	CLAMP BRIDA	2				
8	68F-24311-00	PIPE, FUEL 1 TUBO DE COMBUSTIBLE 1	1				
9	90465-11M10	CLAMP BRIDA	1				
10	65L-24560-00	FILTER ASSY FILTRO COMPLETO	1				
11	61A-24521-00	.CUP, FILTER .COPA DE FILTRO	1				
12	65L-24531-01	.NUT .TUERCA	1				
13	61A-24564-00	.O-RING .ANILLO O	1				
14	65L-24577-00	.SPRING .RESORTE	1				
15	65L-24563-00	.ELEMENT, FILTER .ELEMENTO DEL FILTRO	1				
16	61A-24469-00	.FLOAT, WATER LEVEL .BOIA	1				
17	65L-24564-00	.O-RING .ANILLO O	1				
18	60H-24558-00	HOLDER, FILTER SOPORTE DE FILTRO	1				
19	97095-06016	BOLT PERNO	1				
20	92995-06100	WASHER, SPRING ARANDELA	1				
21	90201-06068	WASHER, PLATE ARANDELA PLANA	1				
22	61A-24566-00	BRACKET, FILTER SOPORTE DEL FILTRO	1				
23	97095-06014	BOLT PERNO	1				
24	92995-06600	WASHER ARANDELA	1				
25	97095-06016	BOLT PERNO	2				
26	92995-06600	WASHER ARANDELA	2				
27	90465-11M10	CLAMP BRIDA	1				



66X4110-D100

FIG. 10 FUEL COMBUSTIBLE

REF. NO.	PART NO. CODIGO N°	DESCRIPTION DESCRIPCION	66L5				REMARKS OBSERVACIONES
28	6G5-24317-01	PIPE 7 TUBO 7	1				
29	90465-11M10	CLAMP BRIDA	2				
30	6E5-24378-00	PIPE, JOINT 3 TUBO DE UNION 3	4				
31	6E5-24315-00	PIPE 5 TUBO DE DESAGUE	1				
32	90465-11M10	CLAMP BRIDA	2				
33	6G5-24315-00	PIPE 5 TUBO DE DESAGUE	1				
34	6E5-24315-00	PIPE 5 TUBO DE DESAGUE	1				
35	90465-11M10	CLAMP BRIDA	4				
36	6E5-24410-04	FUEL PUMP ASSY BOMBA DE COMBUSTIBLE COMPLETA	3				
37	6E5-24444-01	.SCREW .TORNILLO	3				
38	6E5-24413-01	.BODY 2 .CUERPO 2	1				
39	6E5-24471-01	.DIAPHRAGM .DIAFRAGMA	1				
40	6E5-24435-01	.GASKET, BODY 2 .EMPAQUE	1				
41	6E5-24411-01	.DIAPHRAGM .DIAFRAGMA	1				
42	648-24424-00	.SEAT, SPRING .PLACA DE RESORTE	1				
43	6E5-24423-00	.SPRING, DIAPHRAGM .RESORTE DE DIAFRAGMA	1				
44	6E5-24412-11	.BODY 1 .CUERPO 1	1				
45	6A0-24421-01	..VALVE, CHECK ..VALVULA DE RETENCION	4				
46	6A0-14325-00	..SCREW, PAN HEAD ..TORNILLO CABEZA REDONDA	4				
47	95380-03600	..NUT ..TUERCA	4				
48	6E5-24492-00	.BUSH, FUEEL PUMP .BUJE	2				
49	6E5-24486-00	.O-RING .ANILLO O	2				
50	650-24431-A0	GASKET, FUEL PUMP 1 EMPAQUE BOMBA COMBUST 1	3				
51	97595-06550	BOLT, WITH WASHER PERNO CON ARANDELA	6				
52	65L-24311-00	PIPE, FUEL 1 TUBO DE COMBUSTIBLE 1	1				
53	90465-11M10	CLAMP BRIDA	2				
54	6G5-24316-10	PIPE 6 TUBO 6	1				



66X4110-D100

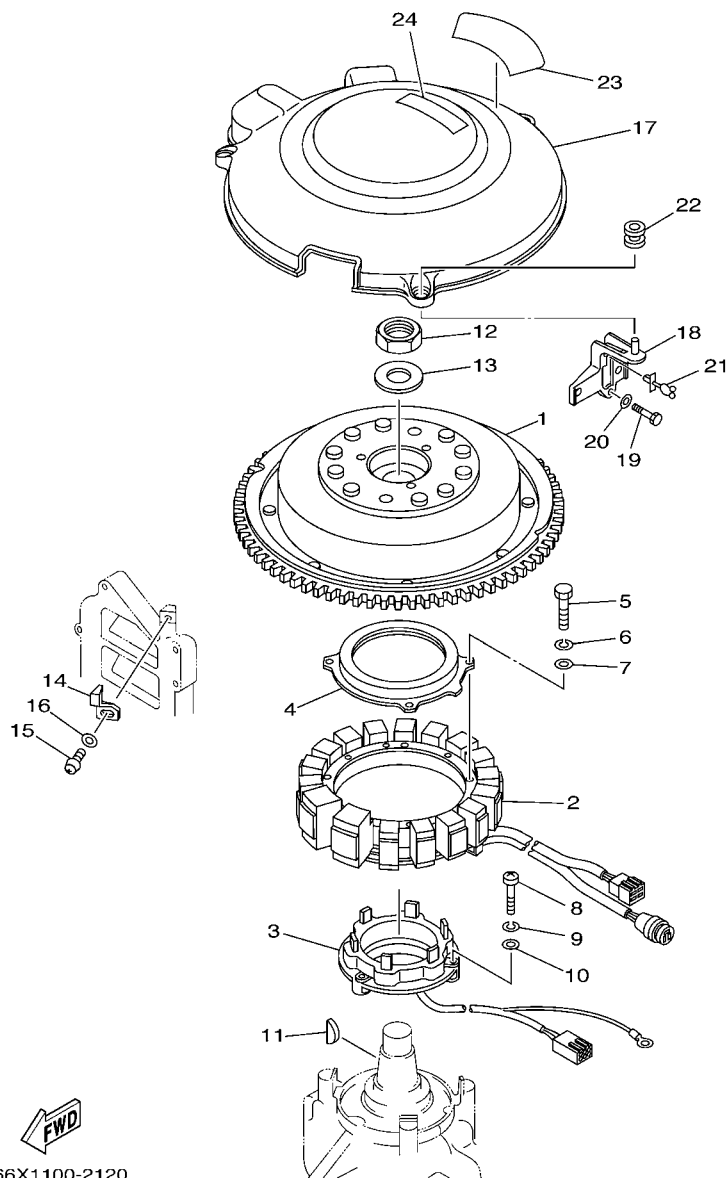
FIG. 10 FUEL

COMBUSTIBLE

REF. NO.	PART NO. CODIGO N°	DESCRIPTION DESCRIPCION	66L5				REMARKS OBSERVACIONES
55	90445-13M14	HOSE (L70) TUBO (L70)	1				
56	61A-24311-00	PIPE, FUEL 1 TUBO DE COMBUSTIBLE 1	1				
57	90465-11M10	CLAMP BRIDA	4				
58	6E5-24313-00	PIPE 3 TUBO 3	1				
59	90465-11M10	CLAMP BRIDA	4				
60	6E9-83557-70	TUBE ENCHUFE DE ACEITE	1				
61	65L-83557-00	TUBE ENCHUFE DE ACEITE	1				

FIG. 11 GENERATOR

GENERADOR

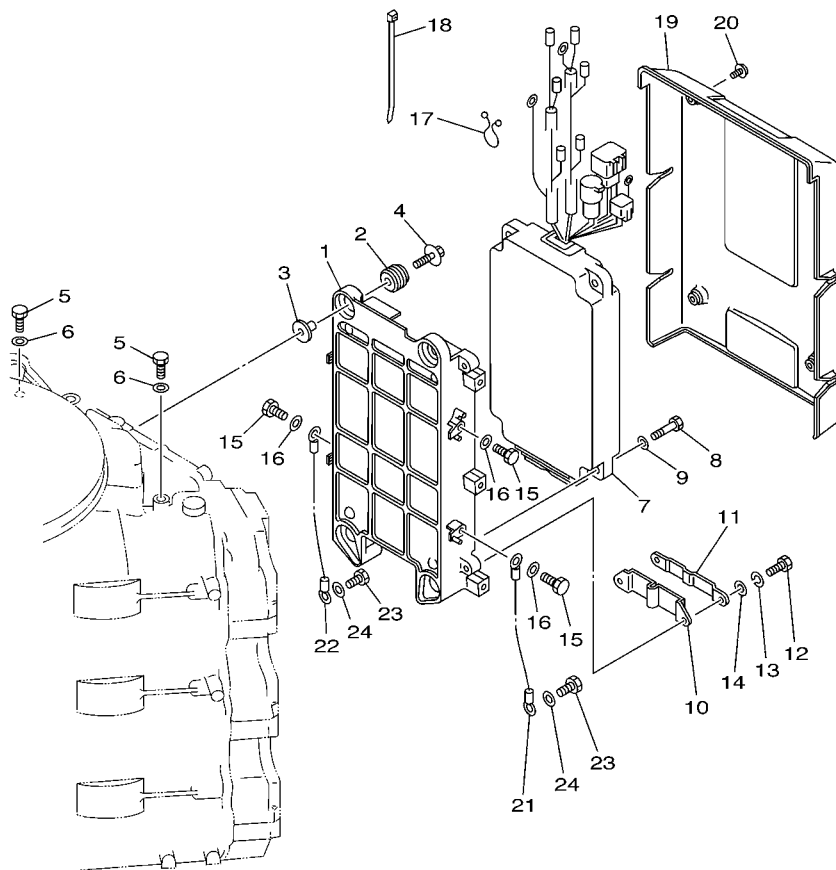


66X1100-2120

REF. NO.	PART NO. CODIGO Nº	DESCRIPTION DESCRIPCION	66L5				REMARKS OBSERVACIONES
1	61A-85550-01	ROTOR ASSY ROTOR COMPLETO	1				
2	65L-85510-10	STATOR ASSY ESTATOR COMPLETO	1				
3	61A-85580-01	COIL, PULSER BOBINA DE PULSACION	1				
4	61A-83721-00	COVER CUBIERTA	1				
5	97013-06035	BOLT PERNO	4				
6	92903-06100	WASHER, SPRING RONDANA SENCILLA	4				
7	92903-06600	WASHER, PLATE RONDANA SENCILLA	4				
8	97885-05030	SCREW, PAN HEAD TORNILLO A MUESCA	3				
9	92995-05100	WASHER ARANDELA	3				
10	92995-05600	WASHER ARANDELA	3				
11	90280-05015	KEY, WOODRUFF CUNA WOODRUFF	1				
12	90170-24M22	NUT TUERCA	1				
13	90201-25M02	WASHER, PLATE ARANDELA PLANA	1				
14	6E5-81332-00	PLATE, TIMING PLACA REGULADOR DE TIEMPO	1				
15	97885-06010	SCREW, PAN HEAD TORNILLO A MUESCA	1				
16	92995-06600	WASHER ARANDELA	1				
17	61A-81337-01	COVER, FLYWHEEL CUBIERTA DE VOLANTE	1				
18	65L-81338-00-1S	CLAMP, LEAD GRAMPA DE CONDUCTOR	1				
19	97013-06025	BOLT PERNO	1				
20	92903-06600	WASHER, PLATE RONDANA SENCILLA	1				
21	90464-18M46	CLAMP BRIDA	1				
22	663-82317-01	DAMPER, IGNITION COIL AMORTIGUADOR BOBINA ENCENDIDO	3				
23	65L-14488-00	LABEL, CAUTION ETIQUETA PRECAUCION	1				
24	6A1-83625-41	MARK 5 MARCA 5	1				

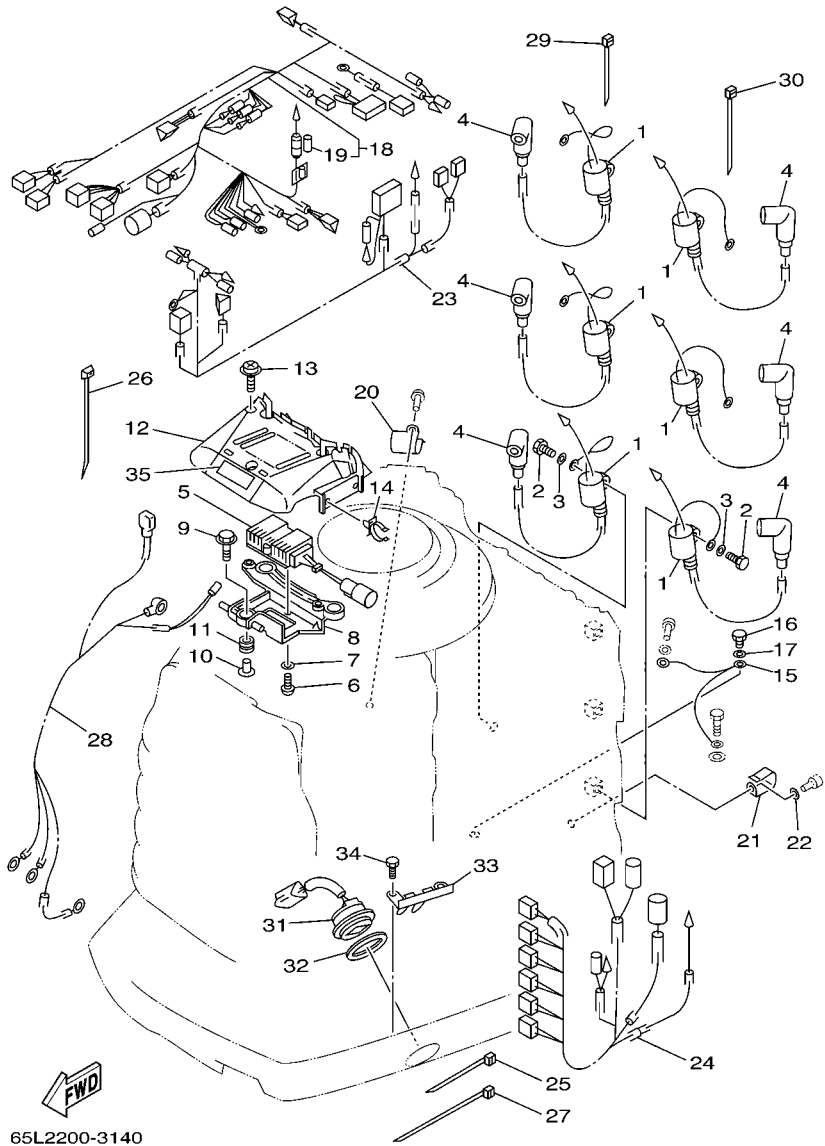
FIG. 12 ELECTRICAL 1

EQUIPO ELECTRICO 1



65L2200-3130

REF. NO.	PART NO. CODIGO Nº	DESCRIPTION DESCRIPCION	65L5				REMARKS OBSERVACIONES
1	61A-85542-01-94	BRACKET SOPORTE	1				
2	90480-09M12	GROMMET TAPON	4				
3	90387-06M03	COLLAR ESPACIADOR	4				
4	90119-06M28	BOLT, WITH WASHER TORNILLO CON ARANDELA	4				
5	97013-06016	BOLT PERNO	2				
6	92903-06600	WASHER, PLATE RONDANA SENCILLA	2				
7	65L-85540-10	C.D.I. UNIT ASSY UNIDAD C.D.I. COMPLETA	1				
8	97013-06025	BOLT PERNO	4				
9	92903-06600	WASHER, PLATE RONDANA SENCILLA	4				
10	61A-85548-00	HOLDER SOSTEN	1				
11	61A-85525-00	COVER CUBIERTA	1				
12	97095-06016	BOLT PERNO	2				
13	92995-06100	WASHER, SPRING ARANDELA	2				
14	92995-06600	WASHER ARANDELA	2				
15	97013-06014	BOLT PERNO	4				
16	92903-06600	WASHER, PLATE RONDANA SENCILLA	4				
17	90464-15M11	CLAMP BRIDA	1				
18	90465-11M52	CLAMP BRIDA	1				
19	61A-85537-00	COVER CUBIERTA	1				
20	90159-06M03	SCREW, WITH WASHER TORNILLO CON VALONA	4				
21	61A-82519-00	WIRE, EARTH LEAD CABLE CONDUCTOR A TIERRA	1				
22	6G0-82519-00	WIRE, EARTH LEAD CABLE CONDUCTOR A TIERRA	1				
23	97095-06012	BOLT PERNO	2				
24	92995-06600	WASHER ARANDELA	2				

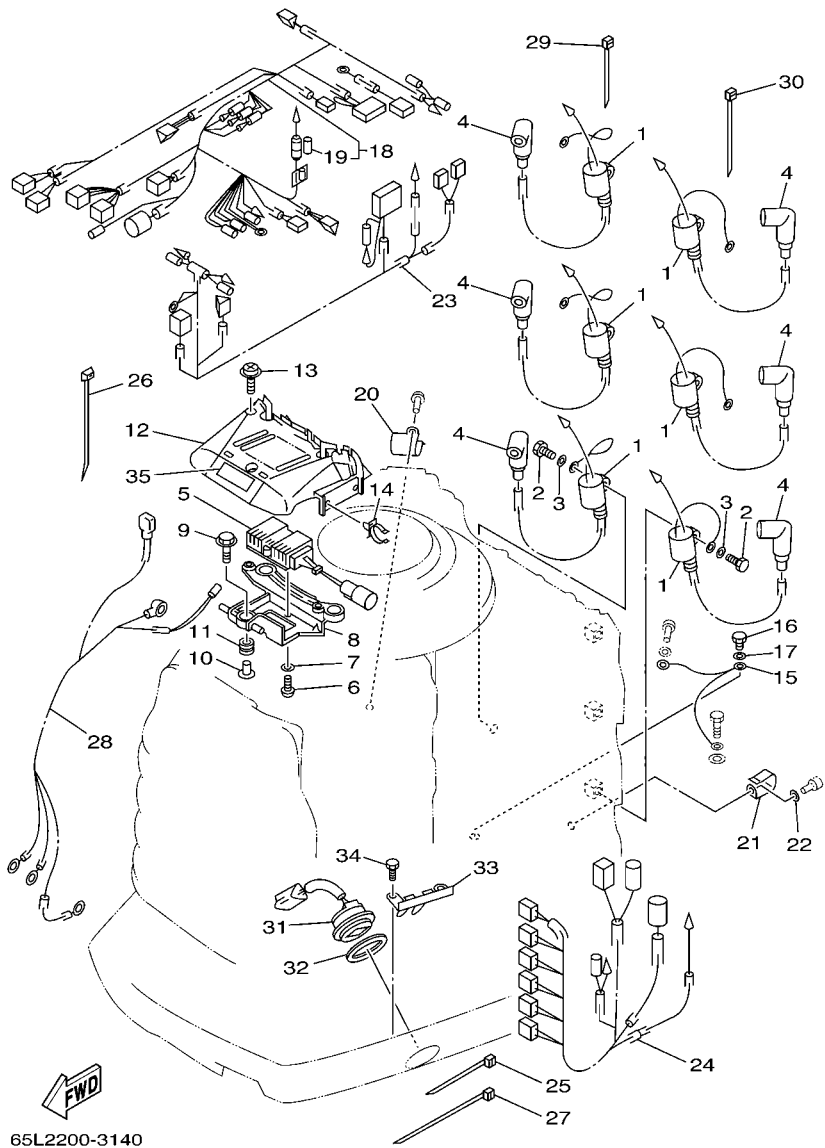


65L2200-3140

FIG. 13 ELECTRICAL 2

EQUIPO ELECTRICO 2

REF. NO.	PART NO. CODIGO N°	DESCRIPTION DESCRIPCION	65L5				REMARKS OBSERVACIONES
1	61A-85570-00	IGNITION COIL ASSY BOBINA DE IGNICION COMPLETO	6				
2	97013-06020	BOLT PERNO	6				
3	92903-06600	WASHER, PLATE RONDANA SENCILLA	6				
4	6E3-82370-21	PLUG CAP ASSY TAPON DE BUJIA COMPLT	6				
5	65L-85370-00	RESISTOR ASSY RESISTOR COMPLETO	1				
6	97885-05010	SCREW, PAN HEAD TORNILLO A MUESCA	2				
7	92995-05600	WASHER ARANDELA	2				
8	65L-81915-00-94	PLATE, REGULATOR FITTING PLACA ACCESORIA DE REGULADOR	1				
9	90119-06M65	BOLT, WITH WASHER TORNILLO CON ARANDELA	3				
10	90387-06M60	COLLAR ESPACIADOR	3				
11	90480-10M23	GROMMET TAPON	3				
12	65L-81916-00	COVER, TERMINAL CUBIERTA DE TERMINAL	1				
13	90159-06M03	SCREW, WITH WASHER TORNILLO CON VALONA	2				
14	90464-19M45	CLAMP BRIDA	2				
15	61A-82531-00	WIRE, LEAD CABLE CONDUCTOR	1				
16	97095-06012	BOLT PERNO	1				
17	92995-06600	WASHER ARANDELA	1				
18	65L-82590-20	WIRE HARNESS ASSY CONJUNTO DE CABLES	1				
19	705-82151-00	.FUSE (30A) .FUSIBLE (30A)	1				
20	90465-08M89	CLAMP BRIDA	1				
21	90465-05M87	CLAMP BRIDA	1				
22	92903-06600	WASHER, PLATE RONDANA SENCILLA	1				
23	65L-8259M-00	WIRE HARNESS ASSY 2 ARNES DE CABLES	1				
24	65L-8259N-01	WIRE HARNESS ASSY 3 ARNES DE CABLES	1				
25	90465-11M10	CLAMP BRIDA	1				
26	90465-11M52	CLAMP BRIDA	1				
27	90465-13M18	CLAMP BRIDA	1				



65L2200-3140

FIG. 13 ELECTRICAL 2

EQUIPO ELECTRICO 2

REF. NO.	PART NO. CODIGO Nº	DESCRIPTION DESCRIPCION	65L5				REMARKS OBSERVACIONES
28	61A-82105-00	WIRE HARNESS ARNES DE CABLES	1				
29	90465-11M10	CLAMP BRIDA	1				
30	90465-13M18	CLAMP BRIDA	1				
31	61A-82563-00	TRIM & TILT SWITCH ASSY INTERRUPTOR DE INCLINACION	1				
32	6E5-82587-00	GASKET EMPAQUETADURA	1				
33	61A-83614-00	BRACKET SOPORTE	1				
34	97095-06012	BOLT PERNO	2				
35	65L-83625-40	MARK 5 MARCA 5	1				

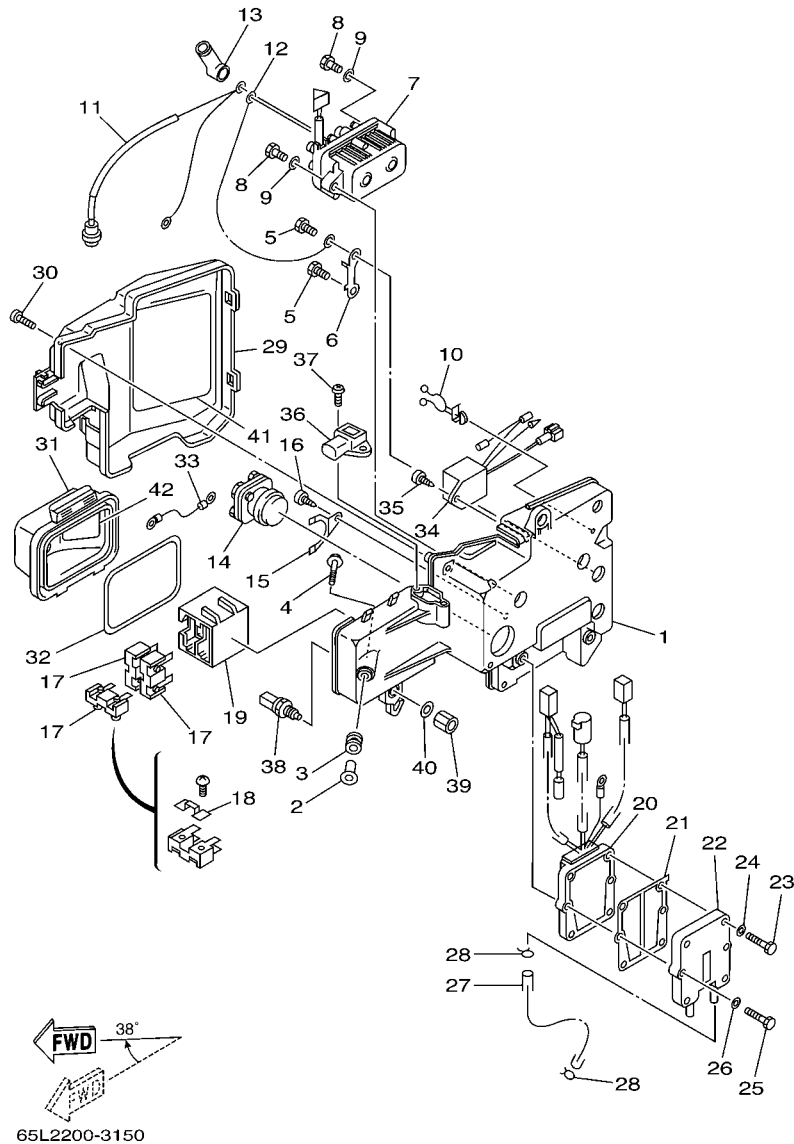


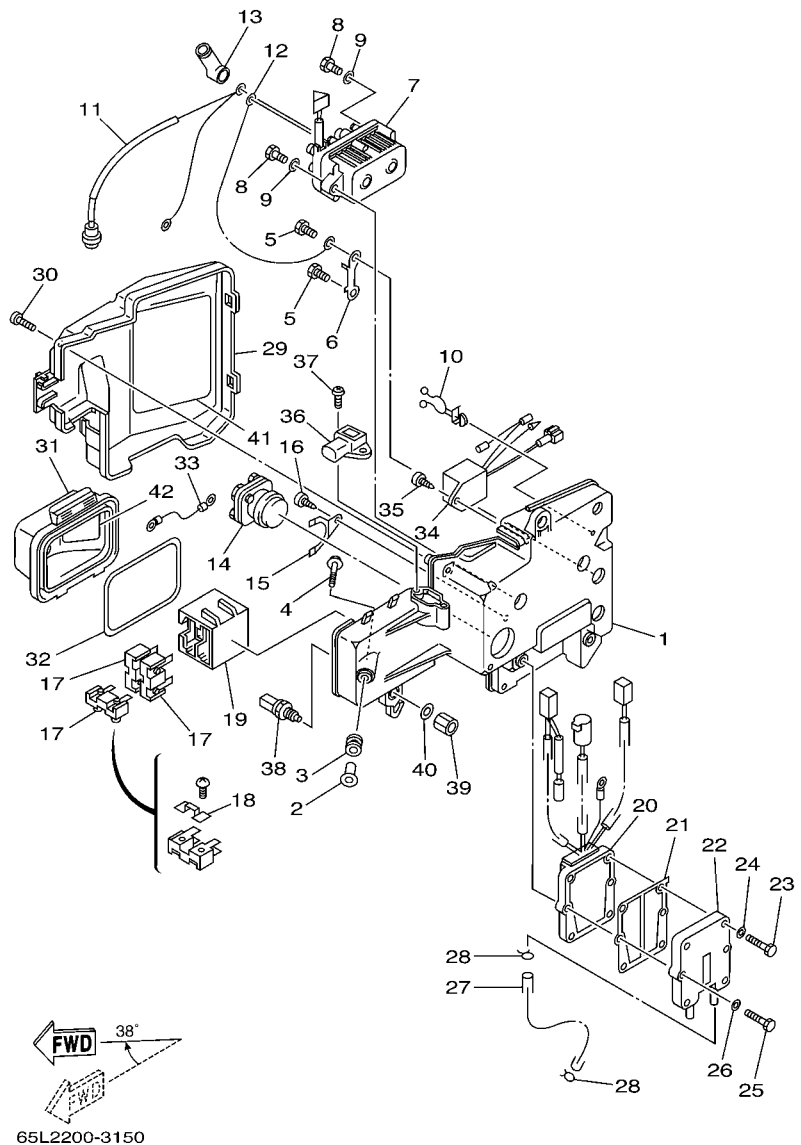
FIG. 14 ELECTRICAL 3

EQUIPO ELECTRICO 3

REF. NO.	PART NO. CODIGO N°	DESCRIPTION DESCRIPCION	65L5				REMARKS OBSERVACIONES
1	65L-81948-00	BRACKET SOPORTE	1				
2	90387-06119	COLLAR ESPACIADOR	5				
3	6A0-82317-00	DAMPER, IGNITION COIL AMORTIGUADOR BOBINA ENCENDIDO	5				
4	90119-06M65	BOLT, WITH WASHER TORNILLO CON ARANDELA	5				
5	97013-06014	BOLT PERNO	2				
6	61A-87149-00	CONNECTOR CONECTOR	1				
7	61A-81950-00	RELAY ASSY RELE COMPLETO	1				
8	97013-06030	BOLT PERNO	2				
9	92903-06600	WASHER, PLATE RONDANA SENCILLA	2				
10	90464-18M46	CLAMP BRIDA	1				
11	61A-81949-10	WIRE, LEAD CABLE CONDUCTOR	1				
12	61A-81949-00	WIRE, LEAD CABLE CONDUCTOR	1				
13	6G5-82119-00	COVER, LEAD WIRE CUBIERTA DE CABLE CONDUCTOR	1				
14	61A-81941-00	STARTER RELAY ASSY RELE DE ARRANQUE	1				
15	61A-81952-00	HOLDER, RELAY SOSTEN DE RELE	1				
16	97780-50612	SCREW, TAPPING TORNILLO DE CABEZA DE CONO ACH	1				
17	61A-82150-01	FUSE HOLDER ASSY PORTA-FUSIBLES COMPLETO	3				
18	61A-82151-00	.FUSE (12V-80A) .FUSIBLE (12V-80A)	1				
19	61A-82153-00	STAY, FUSE HOLDER ABRAZADERA FUSIBLE	1				
20	61A-81960-02	RECTIFIER & REGULATOR ASSY RECTIFICADOR Y REGULADOR	1				
21	69J-81975-A0	PLATE, RECTIFIER FITTING PLACA ACCESORIA RECTIF.	1				
22	69J-81972-01-1S	COVER, RECTIFIER CUBIERTA DE RECTIFICADOR	1				
23	97013-06025	BOLT PERNO	4				
24	92903-06600	WASHER, PLATE RONDANA SENCILLA	4				
25	97013-06030	BOLT PERNO	2				
26	92903-06600	WASHER, PLATE RONDANA SENCILLA	2				
27	90445-09224	HOSE (L270) TUBO (L270)	1				

FIG. 14 ELECTRICAL 3

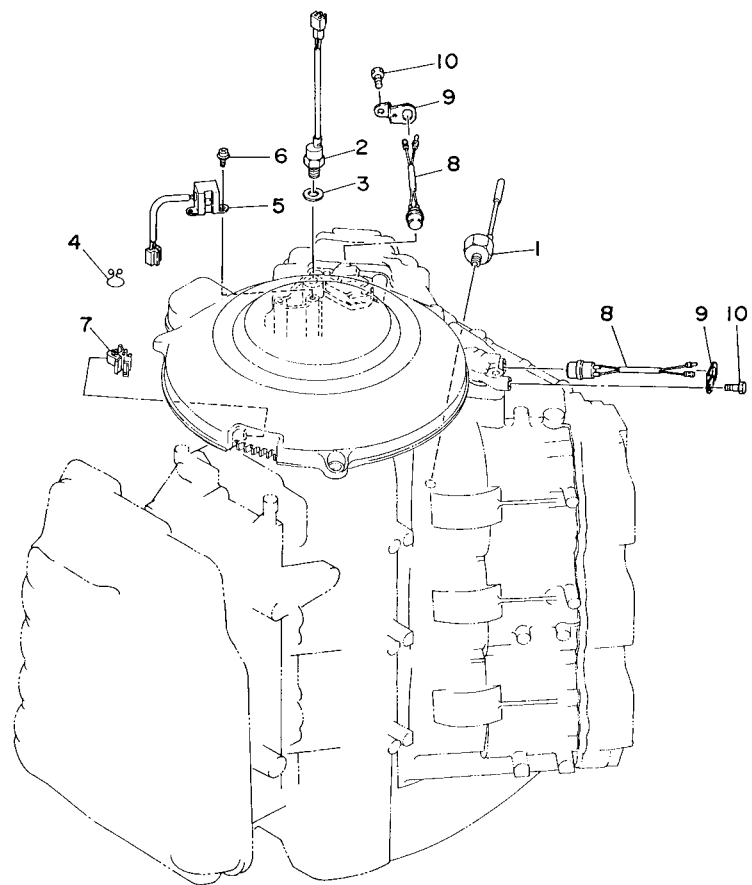
EQUIPO ELECTRICO 3



REF. NO.	PART NO. CODIGO Nº	DESCRIPTION DESCRIPCION	65L5				REMARKS OBSERVACIONES
28	90467-08004	CLIP PRESILLA	2				
29	65L-81942-00	COVER CUBIERTA	1				
30	90169-05M00	SCREW, TRUSS HEAD TAPPING TORNILLO	2				
31	61A-82154-01	CASE CAJA	1				
32	61A-82176-00	DAMPER AMORTIGUADOR	1				
33	61A-82117-00	WIRE, LEAD CABLE CONDUCTOR	1				
34	65L-81950-01	RELAY ASSY RELE COMPLETO	1				
35	97780-60625	SCREW, TAPPING TORNILLO DE CABEZA DE CONO ACH	1				
36	67H-82380-00	SENSOR, PRESSURE SENSOR DE PRESION	1				
37	97780-60625	SCREW, TAPPING TORNILLO DE CABEZA DE CONO ACH	2				
38	65L-85886-00	THERMOSENSOR TERMICA SENSORIO	1				
39	90170-12M36	NUT TUERCA	1				
40	90201-12M34	WASHER, PLATE ARANDELA PLANA	1				
41	65L-81919-00	GRAPHIC, REGULATOR CALCAMONIA DE REGULADOR	1				
42	61A-81919-00	GRAPHIC, REGULATOR CALCAMONIA DE REGULADOR	1				

FIG. 15 ELECTRICAL 4

EQUIPO ELECTRICO 4



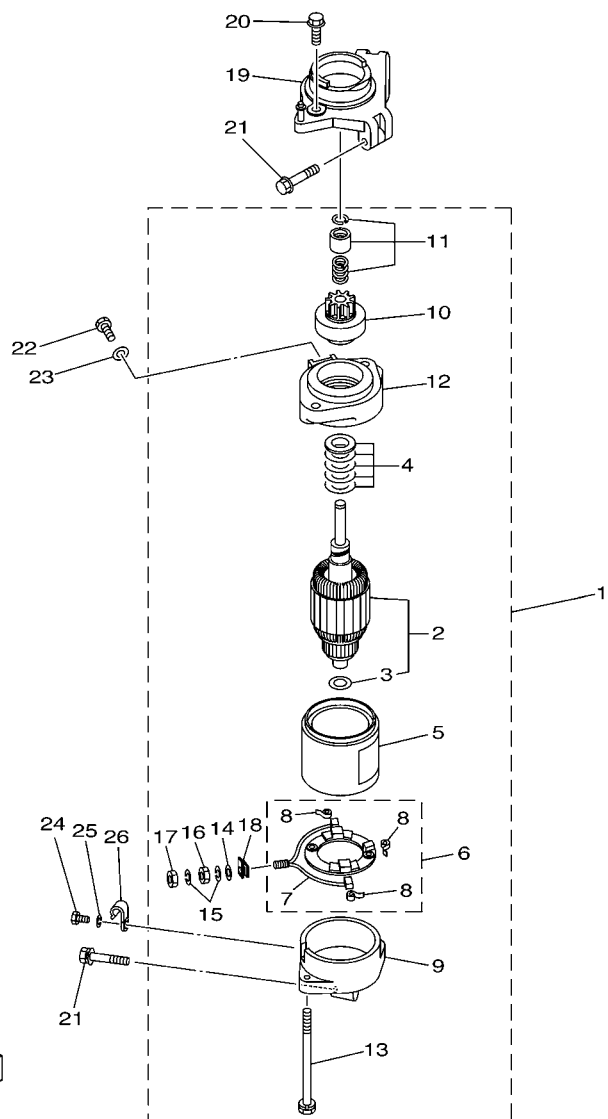
REF. NO.	PART NO. CODIGO Nº	DESCRIPTION DESCRIPCION	65L5				REMARKS OBSERVACIONES
1	61A-85780-01	SENSOR, KNOCK CHOCAR SENSORIO	1				
2	61A-85790-00	THERMOSENSOR ASSY TERMICA SENSORIO	1				
3	92990-10600	WASHER, PLATE ARANDELA PLANA	1				
4	90464-12M48	CLAMP BRIDA	1				
5	61A-85895-00	CRANK POSITION SENDER SENSOR, POSICION DE CIGUENAL	1				
6	97885-05012	SCREW, PAN HEAD TORNILLO A MUESCA	2				
7	90464-09M47	CLAMP BRIDA	1				
8	61A-82560-10	THERMO SWITCH ASSY INTER. DE TERMO	2				
9	61A-8252U-00	COVER CUBIERTA	2				
10	97080-06012	BOLT PERNO	2				



65J0010-7150

FIG. 16 STARTING MOTOR

MOTOR DE ARRANQUE

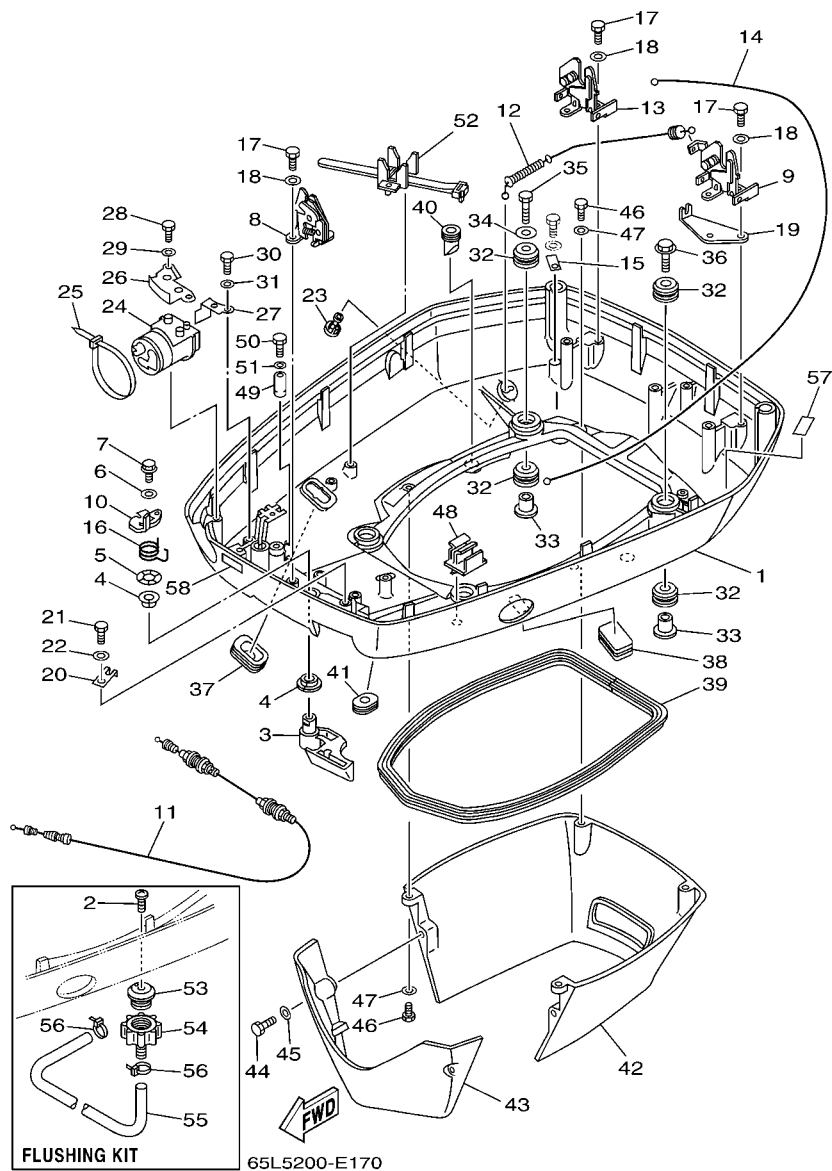


66X2100-3160

REF. NO.	PART NO. CODIGO Nº	DESCRIPTION DESCRIPCION	66L5				REMARKS OBSERVACIONES
1	69L-81800-00	STARTING MOTOR ASSY MOTOR DE ARRANQUE COMPLETO	1				
2	61A-81850-01	.ARMATURE ASSY .INDUCIDO COMPLETO	1				
3	61A-81824-00	.WASHER 2 .ARANDELA 2	1				
4	61A-81809-00	.WASHER KIT .JUEGO DE ARANDELA	1				
5	6K7-81810-00	.STATOR ASSY ..ESTATOR COMPLETO	1				
6	61A-81840-00	.BRUSH HOLDER ASSY .SOSTEN DE ESCOBILLA COMPLETO	1				
7	6K7-81801-10	..BRUSH SET ..JUEGO DE ESCOBILLA	1				
8	6E5-81813-10	..SPRING, BRUSH ..RESORTE DE ESCOBILLA	3				
9	61A-81820-00	.REAR BRACKET ASSY .CUBIERTA TRASERA COMPL	1				
10	61A-81807-00	.GEAR ASSY, STARTING MOTOR .PINON CONJUNTO	1				
11	61H-81857-00	.RETAINER .SEGURO	1				
12	61A-81830-00	.FRONT BRACKET ASSY .SOPORTE DELANTERO COMPLETO	1				
13	6K7-81826-10	.BOLT .PERNO	2				
14	6E5-8182E-10	.WASHER .RONDANA	1				
15	6E5-8182F-10	.WASHER .RONDANA	2				
16	6E5-8182A-10	.NUT .TUERCA	1				
17	6E5-8182K-10	.NUT .TUERCA	1				
18	6K7-8182G-10	.BUSH, TERMINAL .BUJE DE TERMINAL	1				
19	61A-81822-00-94	BRACKET, STARTING MOTOR SOPORTE DE MOTOR DE ARRANQUE	1				
20	90119-08M76	BOLT, WITH WASHER TORNILLO CON ARANDELA	2				
21	90119-08M77	BOLT, WITH WASHER TORNILLO CON ARANDELA	3				
22	97095-08016	BOLT PERNO	1				
23	92995-08600	WASHER ARANDELA	1				
24	97095-06012	BOLT PERNO	1				
25	92995-06600	WASHER ARANDELA	1				
26	90465-06M86	CLAMP BRIDA	1				

FIG. 17 BOTTOM COWLING

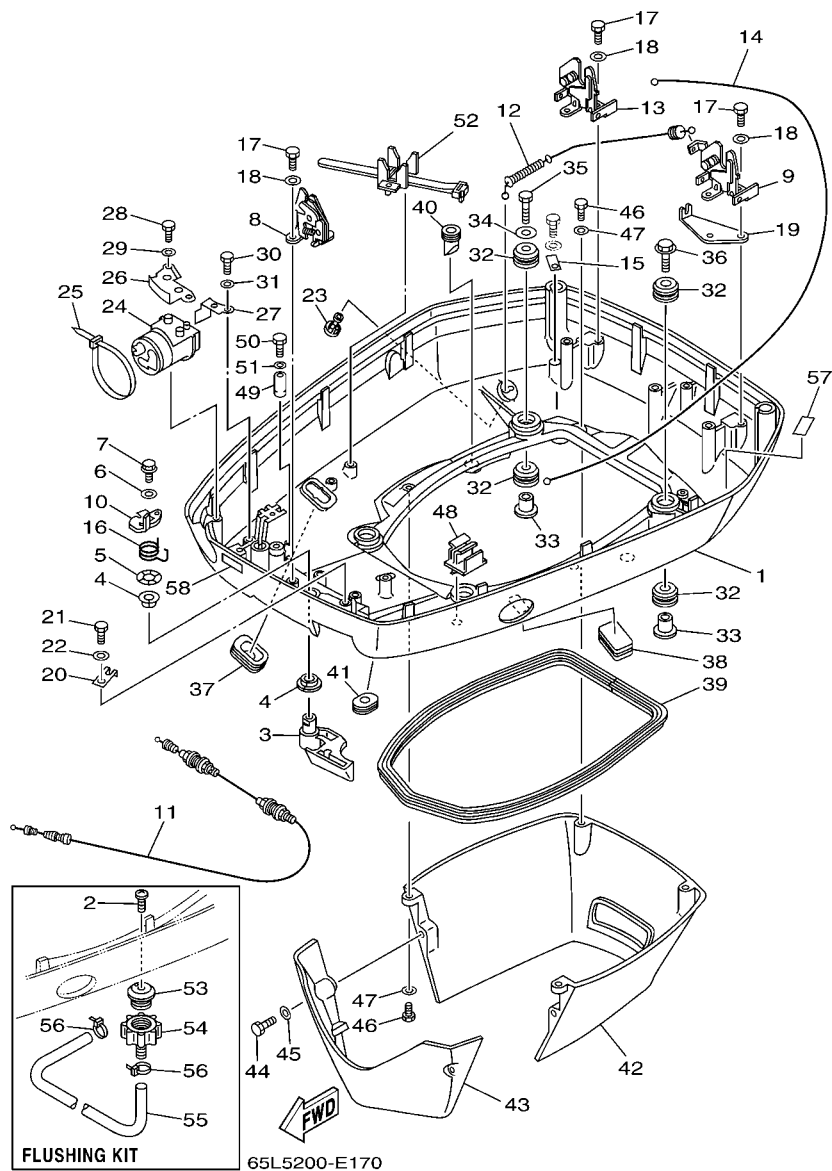
CUBIERTA INFERIOR



REF. NO.	PART NO. CODIGO Nº	DESCRIPTION DESCRIPCION	65L5				REMARKS OBSERVACIONES
1	61A-42711-06-8D	COWLING, BOTTOM 1 CUBIERTA INFERIOR 1	1				
2	90169-05M00	SCREW, TRUSS HEAD TAPPING TORNILLO	1				FLUSHING KIT FLUSHING KIT
3	61A-42815-01-8D	LEVER, CLAMP PALANCA ABRAZADERA	1				
4	90386-13M88	BUSH BUJE	2				
5	90206-13M10	WASHER, WAVE ARANDELA ONDULADA	1				
6	90201-06M30	WASHER, PLATE ARANDELA PLANA	1				
7	90109-06M50	BOLT PERNO	1				
8	6R3-42824-00	BASE, CLAMP LEVER BASE, GRAMPA PALANCA	1				
9	6R3-42811-01	STAY SOPORTE GRAMPA	1				
10	6R3-42816-00	LEVER, CLAMP PALANCA ABRAZADERA	1				
11	6R3-42850-10	WIRE COMPLETE CABLE COMPLETO	1				
12	61A-42850-01	WIRE COMPLETE CABLE COMPLETO	1				
13	6R3-42811-10	STAY SOPORTE GRAMPA	1				
14	61A-42850-20	WIRE COMPLETE CABLE COMPLETO	1				
15	682-44117-00	BRACKET SOPORTE	1				
16	6R3-42813-00	SPRING, CLAMP LEVER RESORTE	1				
17	97095-06016	BOLT PERNO	6				
18	92995-06600	WASHER ARANDELA	6				
19	6N7-42828-00	PLATE, CLAMP PLACA, GRAMPA	1				
20	6R3-42828-00	PLATE, CLAMP PLACA, GRAMPA	1				
21	97095-06010	BOLT PERNO	1				
22	92995-06600	WASHER ARANDELA	1				
23	6E5-44391-00	NIPPLE, HOSE NIPLE MANGUERA	1				
24	61A-42725-12	GROMMET TAPON	1				
25	90465-13M30	CLAMP BRIDA	1				
26	61A-42738-02-5B	PLATE, FITTING PLACA DE AJUSTE	1				
27	64D-42738-10-5B	PLATE, FITTING PLACA DE AJUSTE	1				

FIG. 17 BOTTOM COWLING

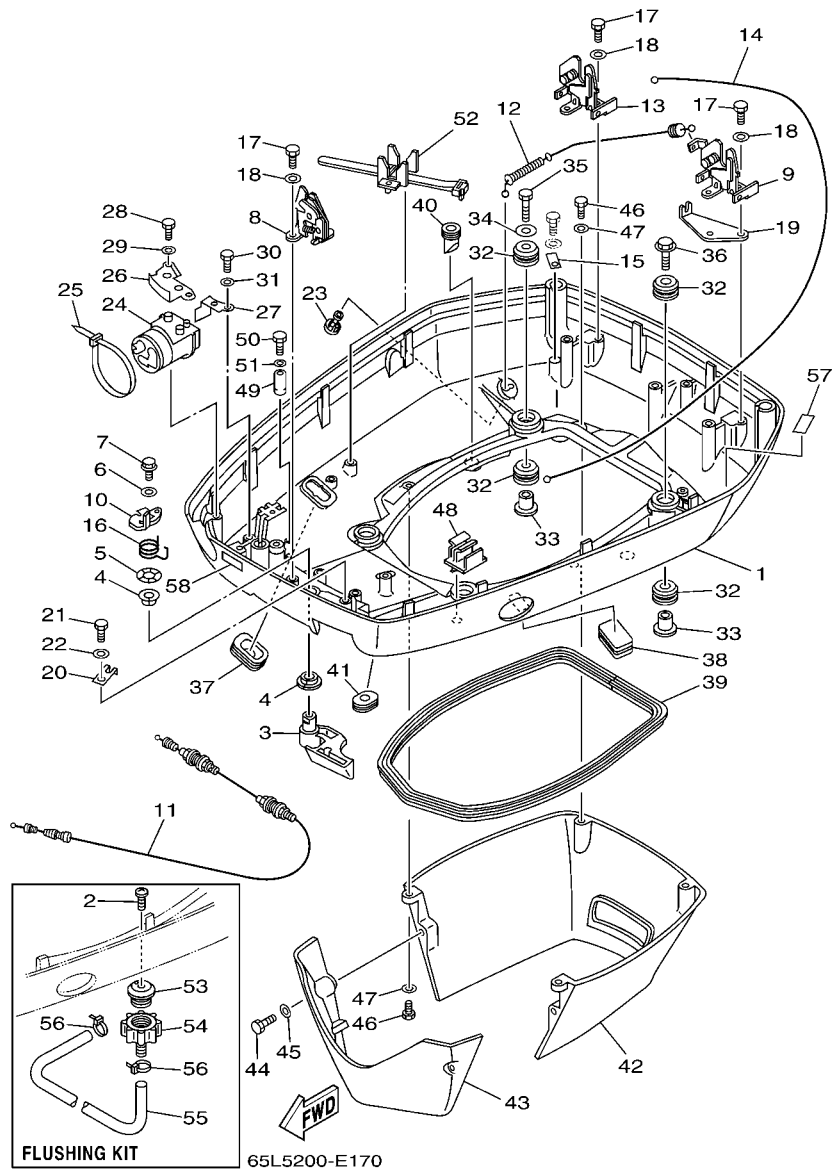
CUBIERTA INFERIOR



REF. NO.	PART NO. CODIGO Nº	DESCRIPTION DESCRIPCION	65L5				REMARKS OBSERVACIONES
28	97095-06016	BOLT PERNO	2				
29	92995-06600	WASHER ARANDELA	2				
30	97095-06012	BOLT PERNO	1				
31	92995-06600	WASHER ARANDELA	1				
32	90480-22M81	GROMMET TAPON	8				
33	90387-08M37	COLLAR ESPACIADOR	4				
34	90201-08M54	WASHER, PLATE ARANDELA PLANA	1				
35	97075-08035	BOLT PERNO	1				
36	90119-08M22	BOLT, WITH WASHER TORNILLO CON ARANDELA	3				
37	688-42726-10	GROMMET TAPON	1				
38	6H4-42726-00	GROMMET TAPON	1				
39	61A-42716-00	RUBBER, SEAL 1 SELLO DE GOMA 1	1				
40	61A-42717-00	RUBBER, SEAL 2 GOMA	4				
41	61A-42727-00	GROMMET TAPON	1				
42	61A-42741-01-8D	APRON MANDIL	1				
43	61A-42771-01-8D	APRON MANDIL	1				
44	97095-06030	BOLT PERNO	2				
45	92995-06600	WASHER ARANDELA	2				
46	97095-06020	BOLT PERNO	4				
47	92995-06600	WASHER ARANDELA	4				
48	6E5-82594-00	CLAMP GRAMPA	1				
49	6E5-82588-00	PLATE PLACA	1				
50	97095-06020	BOLT PERNO	1				
51	92995-06600	WASHER ARANDELA	1				
52	688-82594-00	CLAMP GRAMPA	1				
53	6R3-12572-00	ADAPTER ADAPTADOR	1				FLUSHING KIT FLUSHING KIT
54	6R3-12580-00	JOINT ASSY ACOPLAR COMP.	1				FLUSHING KIT FLUSHING KIT

FIG. 17 BOTTOM COWLING

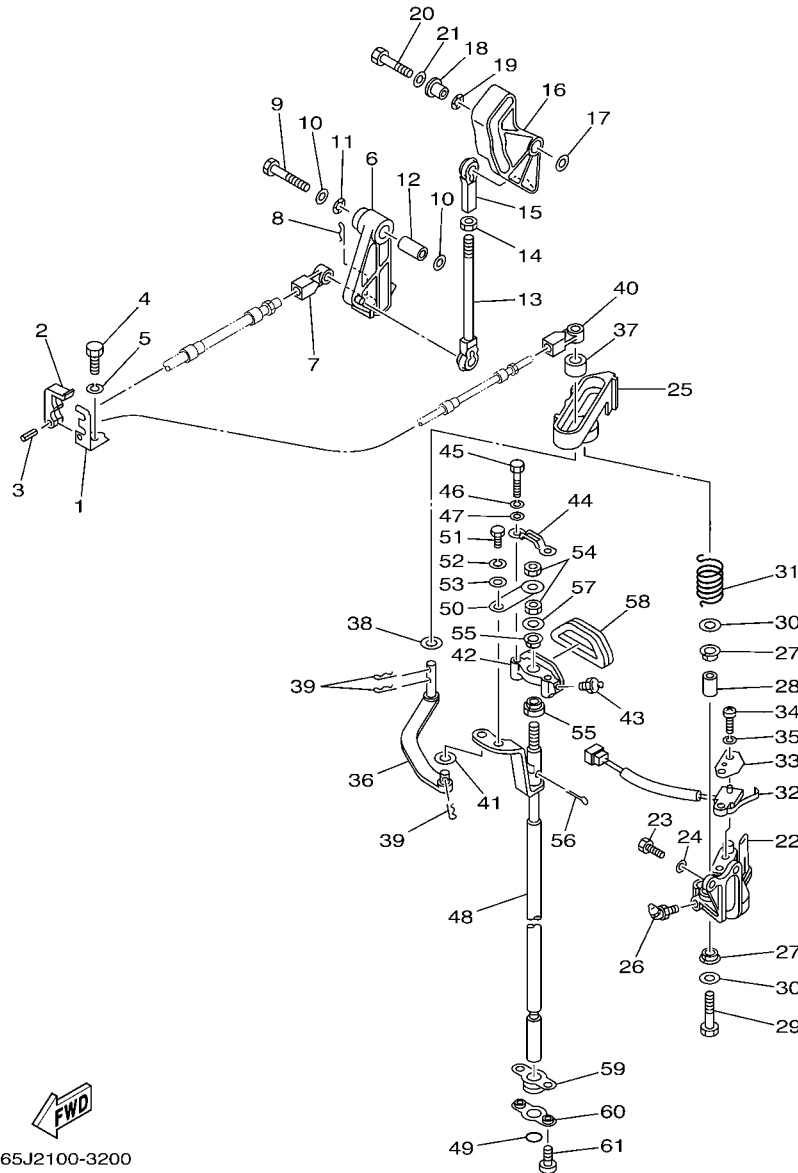
CUBIERTA INFERIOR



REF. NO.	PART NO. CODIGO Nº	DESCRIPTION DESCRIPCION	65L5				REMARKS OBSERVACIONES
55	90445-11M36	HOSE (L: 620) TUBO (L: 620)	1				FLUSHING KIT FLUSHING KIT
56	90465-11M10	CLAMP BRIDA	2				FLUSHING KIT FLUSHING KIT
57	6K7-42791-00	MARK 1 MARCA 1	1				
58	65L-2415E-60	LABEL, CAUTION EMBLEMA DE PRECAUTION	1				

CONTROL

FIG. 18 CONTROL

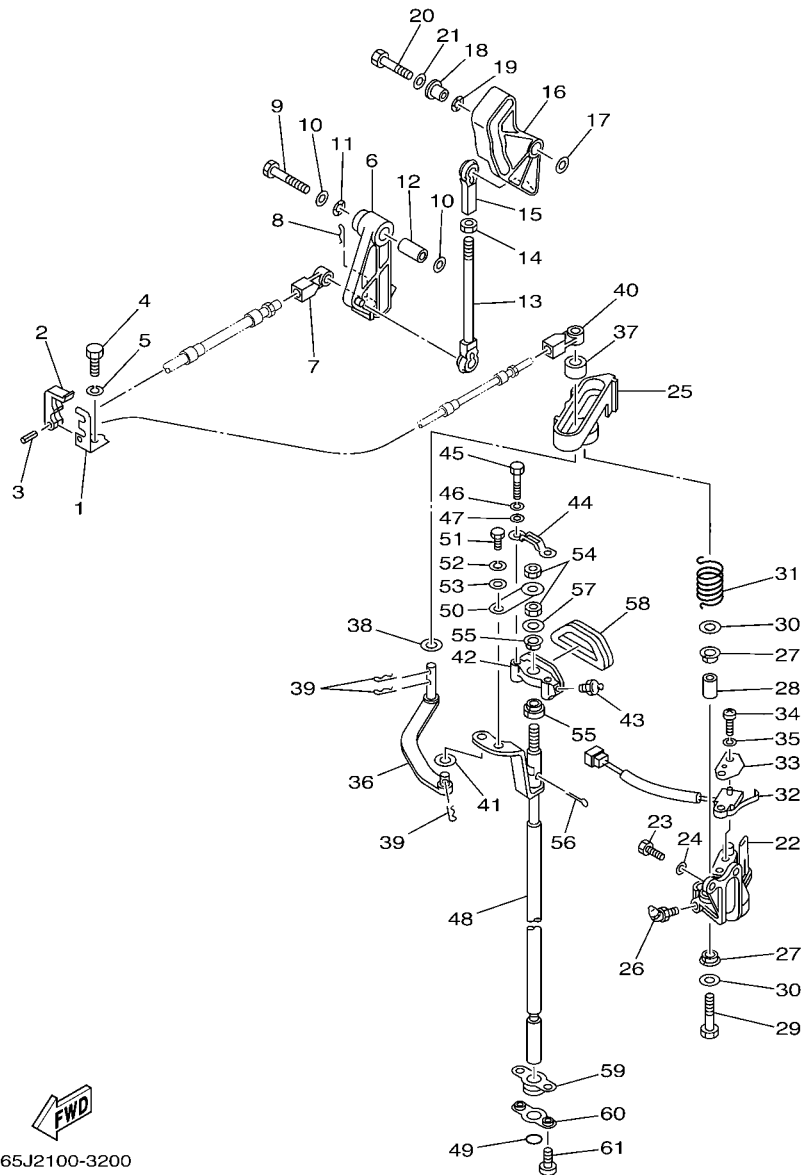


65J2100-3200

REF. NO.	PART NO. CODIGO Nº	DESCRIPTION DESCRIPCION	65L5				REMARKS OBSERVACIONES
1	65L-48531-00	BRACKET, REMOTE CONTROL 1 SOPORTE DE CONTROL REMOTO	1				
2	663-48538-00	CLAMP, CABLE 1 GRAMPA DE CABLE	1				
3	91690-30010	PIN, SPRING PASADOR DE RESORTE	1				
4	97095-08020	BOLT PERNO	1				
5	92995-08100	WASHER ARANDELA	1				
6	65L-41632-01	LEVER, MAGNETO CONTROL PALANCA DE CONTROL DE MAGNETO	1				
7	6E5-48344-00	CABLE END, REMOTE CONTROL BASE CONTROL	1				
8	90468-18008	CLIP PRESILLA	1				
9	97013-08045	BOLT PERNO	1				
10	92990-08200	WASHER, PLAIN ARANDELA PLANA	2				
11	90206-12M00	WASHER, WAVE ARANDELA ONDULADA	1				
12	90387-08M16	COLLAR ESPACIADOR	1				
13	61A-41237-00	JOINT, LINK CONECTOR	1				
14	95380-05600	NUT TUERCA	1				
15	682-41237-00	JOINT, LINK CONECTOR	1				
16	65L-41213-00	CAM, ACCEL. LEVA ACELERADOR	1				
17	90201-06M31	WASHER, PLATE ARANDELA PLANA	1				
18	90387-06M29	COLLAR ESPACIADOR	1				
19	90206-10M04	WASHER, WAVE ARANDELA ONDULADA	1				
20	97013-06030	BOLT PERNO	1				
21	92903-06600	WASHER, PLATE RONDANA SENCILLA	1				
22	61A-44117-01-1S	BRACKET SOPORTE	1				
23	97095-06016	BOLT PERNO	2				
24	92995-06600	WASHER ARANDELA	2				
25	61A-44176-00-1S	BRACKET SOPORTE	1				
26	93700-06M01	NIPPLE, GREASE BOQUILLA DE ENGRASAR	1				
27	90386-12069	BUSH BUJE	2				

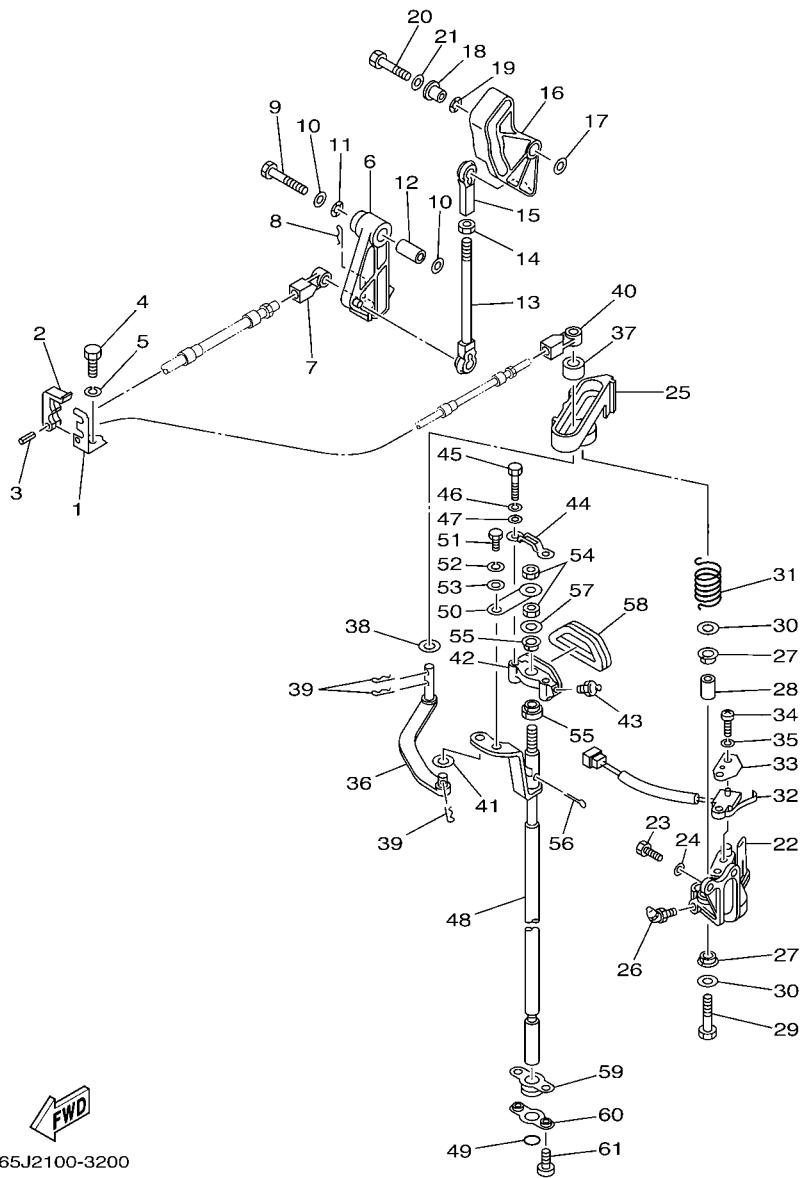
CONTROL

FIG. 18 CONTROL




65J2100-3200

REF. NO.	PART NO. CODIGO Nº	DESCRIPTION DESCRIPCION	65L5				REMARKS OBSERVACIONES
28	90387-08M09	COLLAR ESPACIADOR	1				
29	97095-08035	BOLT PERNO	1				
30	92995-08200	WASHER ARANDELA	2				
31	90508-20M31	SPRING, TORSION RESORTE DE TORSION	1				
32	61A-8259F-00	SWITCH ASSY INTERRUPTOR	1				
33	61A-82588-01	PLATE PLACA	1				
34	97885-04016	SCREW, PAN HEAD TORNILLO A MUESCA	2				
35	92995-04100	WASHER ARANDELA	2				
36	61A-44121-00	LEVER, SHIFT ROD PALANCA VARILLA CAMBIOS	1				
37	6E5-44122-00	BUSHING, SHIFT ROD LEVER BUJE PALANCA VARILLA DE CAMBIO	1				
38	90202-08M20	WASHER, PLATE ARANDELA DE PLANA	1				
39	90468-18008	CLIP PRESILLA	3				
40	6E5-48344-00	CABLE END, REMOTE CONTROL BASE CONTROL	1				
41	90202-06007	WASHER, PLATE ARANDELA DE PLANA	1				
42	61A-44118-00-8D	BRACKET SOPORTE	1				
43	93700-06M03	NIPPLE, GREASE BOQUILLA DE ENGRASAR	1				
44	61A-44116-00	SPRING RESORTE	1				
45	97095-06030	BOLT PERNO	2				
46	92995-06100	WASHER, SPRING ARANDELA	2				
47	92995-06600	WASHER ARANDELA	2				
48	61A-44120-23	HANDLE GEAR SHIFT ASSY MANIJA DE CAMBIO COMPL	1				X (25.2") X (25.2")
49	93210-09165	O-RING ANILLO O	1				
50	61A-44112-00	STAY, HANDLE GEAR SHIFT SOPORTE HANIJA DE CABIO DE MAR	1				
51	97013-06012	BOLT PERNO	1				
52	92903-06100	WASHER, SPRING RONDANA SENCILLA	1				
53	92903-06600	WASHER, PLATE RONDANA SENCILLA	1				
54	95313-08600	NUT TUERCA	2				



65J2100-3200

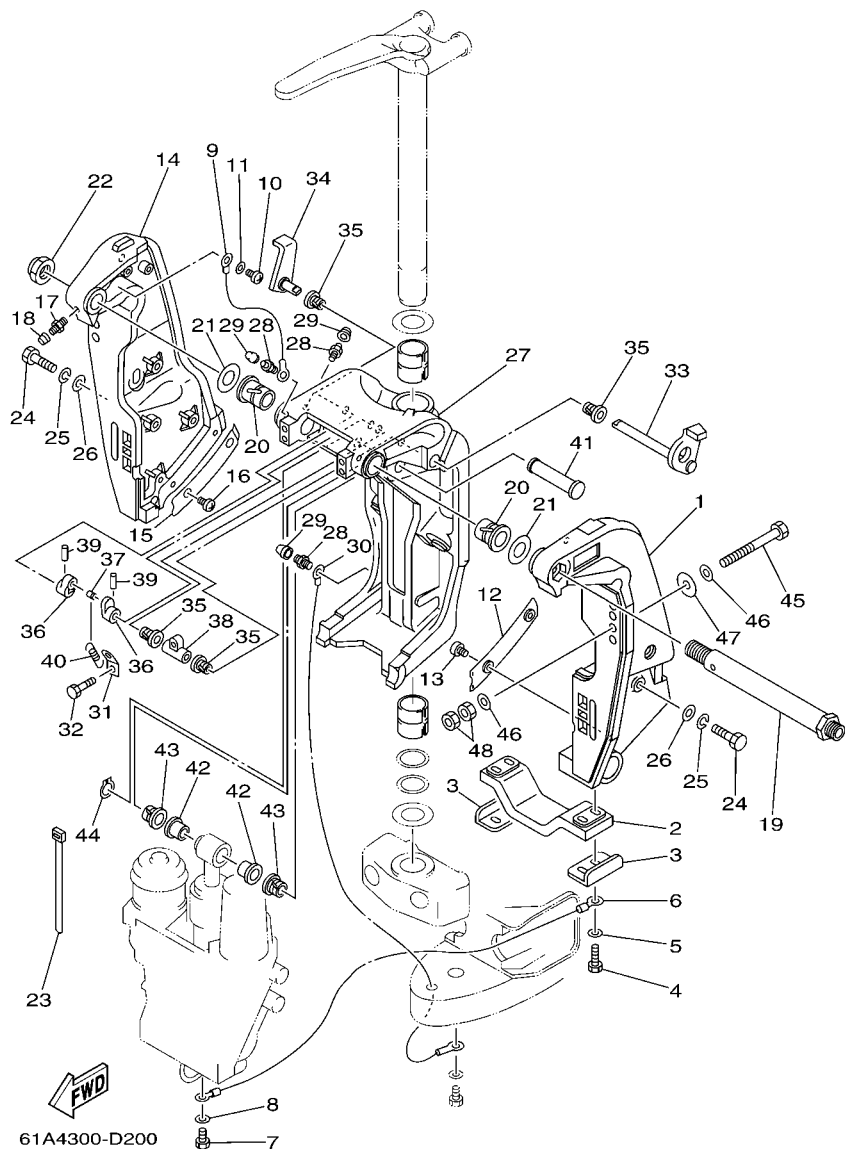
FIG. 18 CONTROL

CONTROL

REF. NO.	PART NO. CODIGO Nº	DESCRIPTION DESCRIPCION	65L5				REMARKS OBSERVACIONES
55	90386-90M90	BUSH BUJE	2				
56	91490-20012	PIN, COTTER CHAVETA	1				
57	90201-09M02	WASHER, PLATE ARANDELA PLANA	1				
58	61A-15315-00	SEAL, CRANKCASE SELLO DE CARTER	1				
59	61A-42724-00	GROMMET TAPON	1				
60	61A-44138-00	WASHER ARANDELA	1				
61	97885-06008	SCREW, PAN HEAD TORNILLO A MUESCA	2				

FIG. 19 BRACKET 1

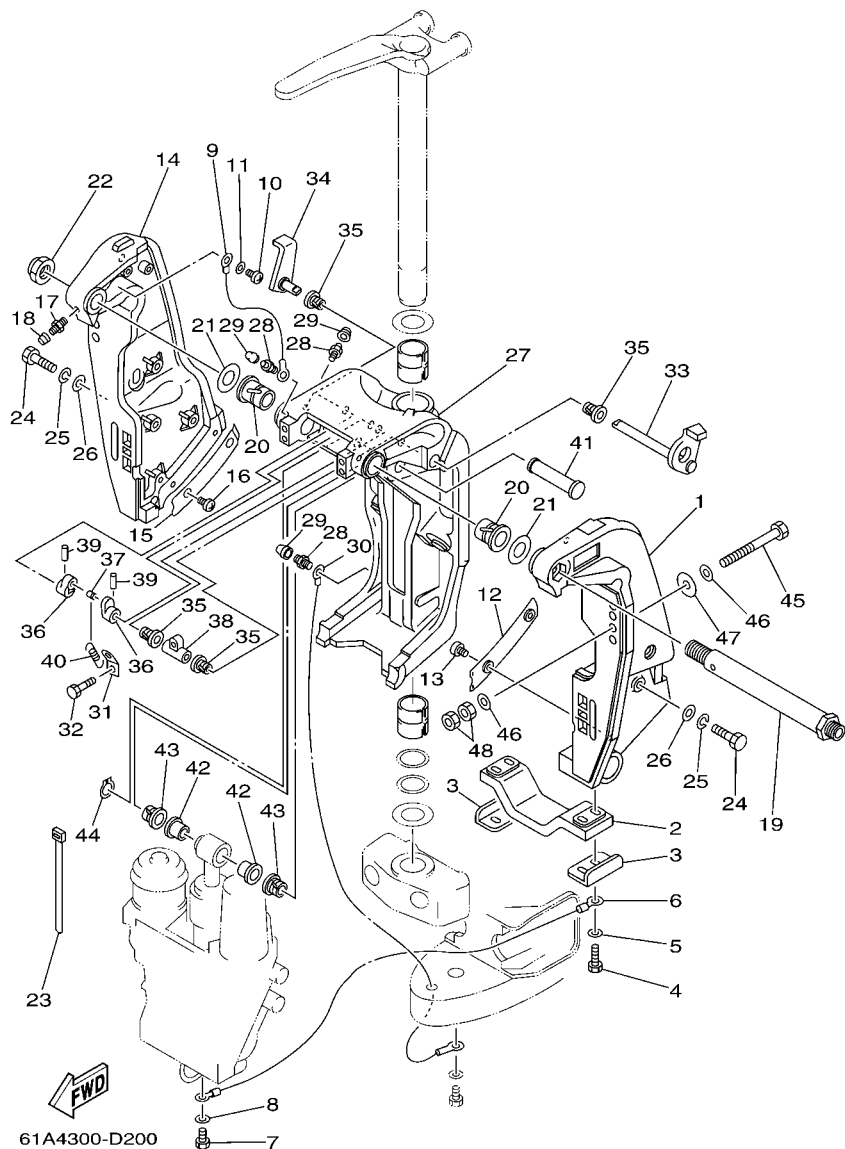
SOPORTE 1



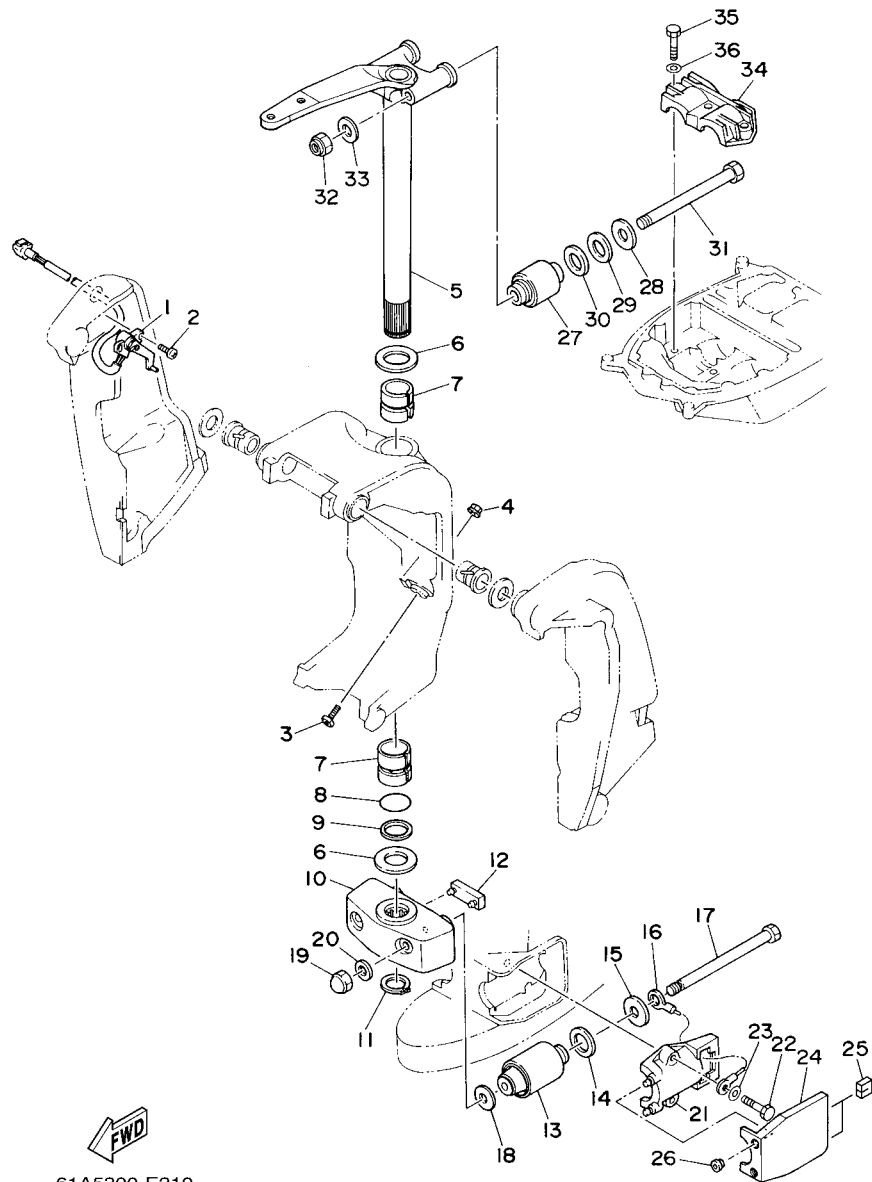
REF. NO.	PART NO. CODIGO Nº	DESCRIPTION DESCRIPCION	65L5				REMARKS OBSERVACIONES
1	69J-43111-01-8D	BRACKET, CLAMP 1 SOPORTE DE LA ABRAZADERA 1	1				
2	6G5-45251-02	ANODE CATODE	1				
3	6G5-44526-00	PLATE PLACA 1	2				
4	97095-06025	BOLT PERNO	4				
5	92995-06600	WASHER ARANDELA	4				
6	6H1-82148-00	WIRE, LEAD 4 CABLE CONDUCTOR 4	1				
7	97095-06010	BOLT PERNO	1				
8	92995-06600	WASHER ARANDELA	1				
9	6E5-82148-00	WIRE, LEAD 4 CABLE CONDUCTOR 4	1				
10	97885-06012	SCREW, PAN HEAD TORNILLO A MUESCA	1				
11	92995-06600	WASHER ARANDELA	1				
12	61A-43132-00	WASHER, FRICTION ARANDELA DE FRICCION	1				
13	97885-06010	SCREW, PAN HEAD TORNILLO A MUESCA	2				
14	69J-43112-01-8D	BRACKET, CLAMP 2 SOPORTE DE LA ABRAZADERA 2	1				
15	61A-43133-00	WASHER, FRICTION RONDANA	1				
16	97885-06010	SCREW, PAN HEAD TORNILLO A MUESCA	2				
17	93700-06M03	NIPPLE, GREASE BOQUILLA DE ENGRASAR	1				
18	663-45119-00	CAP, GREASE NIPPLE TAPA DE GRASERA	1				
19	6R3-43131-00	BOLT, CLAMP BRACKET TORNILLO DE ABRAZADERA DEL SOP	1				
20	90386-25M31	BUSH BUJE	2				
21	90201-26M59	WASHER, PLATE ARANDELA PLANA	2				
22	90185-22M11	NUT, SELF-LOCKING TUERCA AUTOBLOCANTE	1				
23	90465-11M10	CLAMP BRIDA	2				
24	97095-10045	BOLT PERNO	8				
25	92995-10100	WASHER ARANDELA	8				
26	92995-10600	WASHER ARANDELA	8				
27	61A-43311-21-8D	BRACKET, SWIVEL 1 SOPORTE GIRATORIO 1	1				X (25.2") X (25.2")

FIG. 19 BRACKET 1

SOPORTE 1



REF. NO.	PART NO. CODIGO Nº	DESCRIPTION DESCRIPCION	65L5				REMARKS OBSERVACIONES
28	93700-06M03	NIPPLE, GREASE BOQUILLA DE ENGRASAR	5				
29	663-45119-00	CAP, GREASE NIPPLE TAPA DE GRASERA	5				
30	61A-82147-20	WIRE, LEAD 4 CABLE CONDUCTOR 4	1				X (25.2") X (25.2")
31	6G5-43144-00	HOOK, SPRING GANCHO	1				
32	97095-06010	BOLT PERNO	1				
33	61A-43181-01	LEVER, TILT STOP PALANCA TOPE INCLINACION	1				
34	6G5-43185-02	LEVER, TILT STOP PALANCA TOPE INCLINACION	1				
35	90386-10M16	BUSH BUJE	4				
36	6G5-43148-00	COLLAR, DISTANCE COLLAR	2				
37	90249-06M19	PIN PASADOR	1				
38	90387-10M02	COLLAR ESPACIADOR	1				
39	91690-30020	PIN, SPRING PASADOR DE RESORTE	2				
40	90506-16003	SPRING, TENSION RESORTE DE TENSION	1				
41	6E5-43126-02	PIN, UPPER SHOCK MOUNT PASADOR DE AMORTIGUADOR SUPERIOR	1				
42	90386-18M63	BUSH BUJE	2				
43	90386-18M14	BUSH BUJE	2				
44	93410-18M02	CIRCLIP SEGURO	1				
45	90101-12M05	BOLT (L:130MM) TORNILLO (L:130MM)	4				
46	90201-13M01	WASHER, PLATE ARANDELA PLANA	8				
47	90201-12M05	WASHER, PLATE ARANDELA PLANA	4				
48	95380-12600	NUT TUERCA	8				

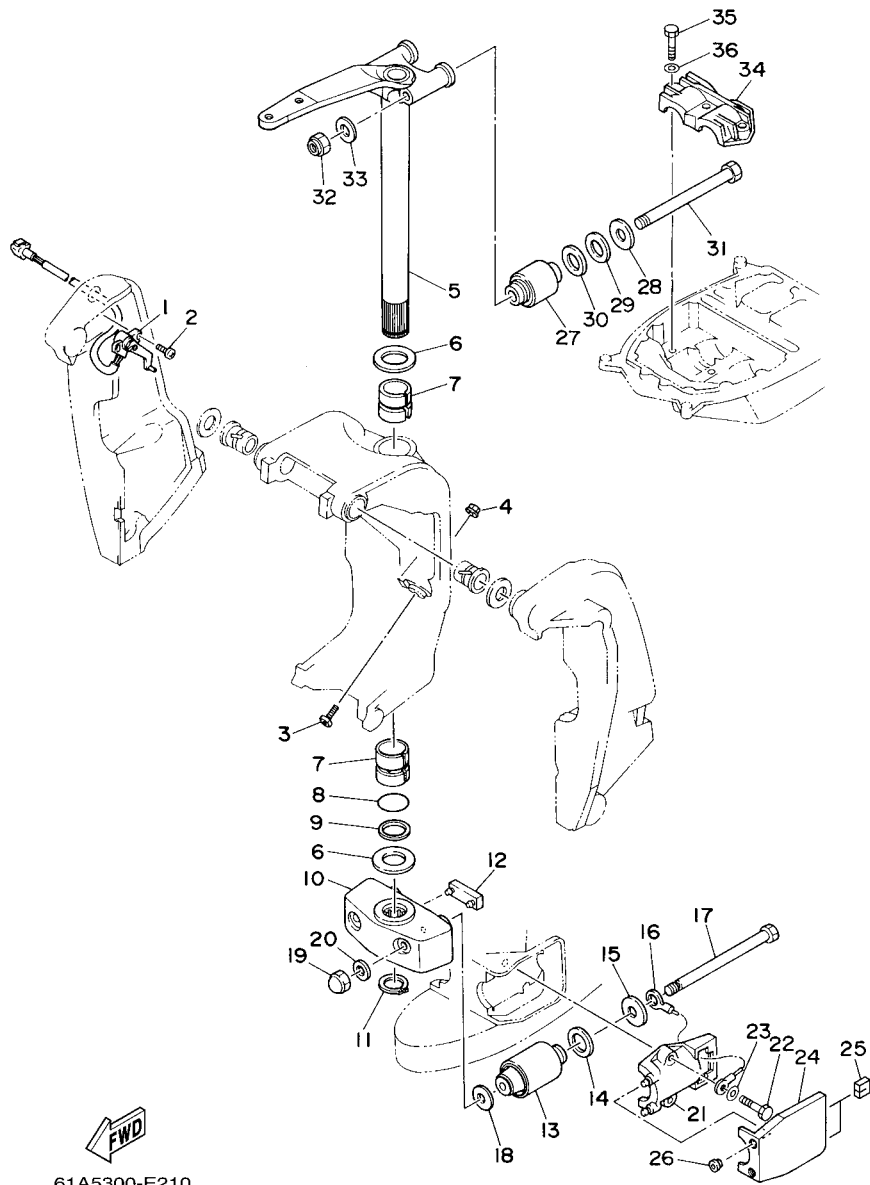


61A5300-E210

FIG. 20 BRACKET 2

SOPORTE 2

REF. NO.	PART NO. CODIGO Nº	DESCRIPTION DESCRIPCION	65L5				REMARKS OBSERVACIONES
1	61A-83672-02	TRIM SENDER TRANSMISOR DE INCLINADOR	1				
2	97885-06016	SCREW, PAN HEAD TORNILLO A MUESCA	2				
3	61A-43376-00	BOLT, THRUST RECEIVER TORNILLO RECEPTOR	2				
4	95780-10300	NUT, FLANGE TUERCA	2				
5	69J-42510-00-8D	STEERING BRACKET ASSY SOPORTE DIRECCION COMPL.	1				X (25.2") X (25.2")
6	90201-40M00	WASHER, PLATE ARANDELA PLANA	2				
7	90386-39M89	BUSH BUJE	2				
8	93210-35321	O-RING ANILLO O	1				
9	90202-40M47	WASHER, PLATE ARANDELA DE PLANA	1				
10	61A-44551-01-8D	HOUSING, LOWER MOUNT RUBBER CAJA AMORTIGUADOR INFERIOR HU	1				
11	93410-37M04	CIRCLIP SEGURO	1				
12	61A-44575-00	DAMPER, LOWER MOUNT RUBBER AMORTIGUADOR INFERIOR	1				
13	61A-44555-01-94	MOUNT DAMPER, LOWER SIDE AMORTIGUADOR DE HULE LADO INFE	2				
14	90202-32M19	WASHER, PLATE ARANDELA DE PLANA	2				
15	90201-16M55	WASHER, PLATE ARANDELA PLANA	2				
16	6E5-82149-00	WIRE, LEAD 3 CABLE CONDUCTOR 3	1				
17	90109-14005	BOLT PERNO	2				
18	90201-15M58	WASHER, PLATE ARANDELA PLANA	2				
19	95380-14800	NUT TUERCA	2				
20	92995-14600	WASHER ARANDELA	2				
21	61A-44552-01-94	HOUSING, LOWER MOUNT RUBBER CAJA AMORTIGUADOR INFERIOR HU	2				
22	97095-10045	BOLT PERNO	4				
23	92995-10600	WASHER ARANDELA	4				
24	61A-44553-01-8D	COVER, LOWER MOUNT CUBIERTA, AMORTIGUADOR INFERIOR	2				
25	6S3-15789-00	DAMPER AMORTIGUADOR	4				
26	6A0-15789-00	DAMPER AMORTIGUADOR	4				
27	61A-44514-00-94	MOUNT DAMPER, UPPER SIDE AMORTIGUADOR LADO SUPERIOR	2				



61A5300-E210

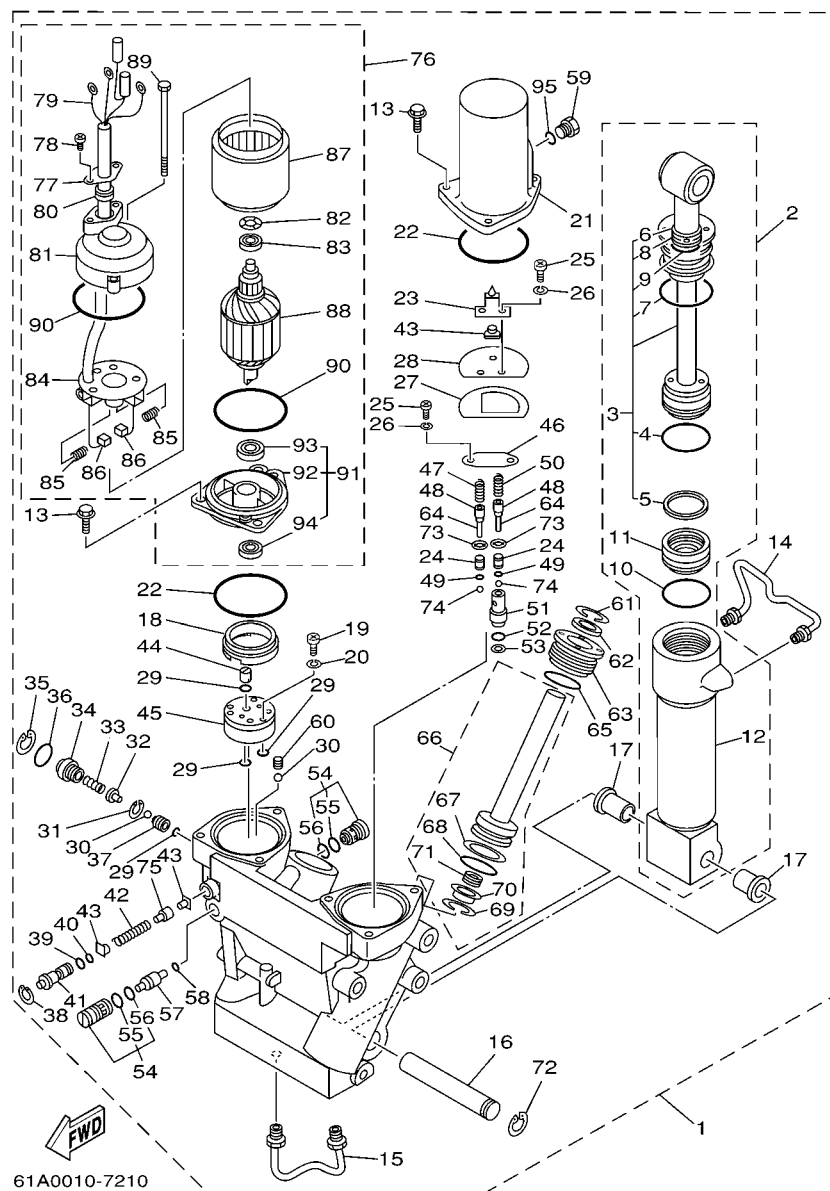
FIG. 20 BRACKET 2

SOPORTE 2

REF. NO.	PART NO. CODIGO Nº	DESCRIPTION DESCRIPCION	65L5				REMARKS OBSERVACIONES
28	90201-16M01	WASHER, PLATE ARANDELA PLANA	2				
29	90202-28M46	WASHER, PLATE ARANDELA DE PLANA	2				
30	90201-28M01	WASHER, PLATE ARANDELA PLANA	2				
31	90109-14003	BOLT PERNO	2				
32	90185-14M00	NUT, SELF-LOCKING TUERCA AUTOBLOCANTE	2				
33	92995-14600	WASHER ARANDELA	2				
34	61A-44511-00-94	COVER, UPPER MOUNT CUBIERTA AMORTIGUADOR SUPERIOR	1				
35	97095-10045	BOLT PERNO	3				
36	92995-10600	WASHER ARANDELA	3				

FIG. 21 POWER TRIM & TILT ASSY

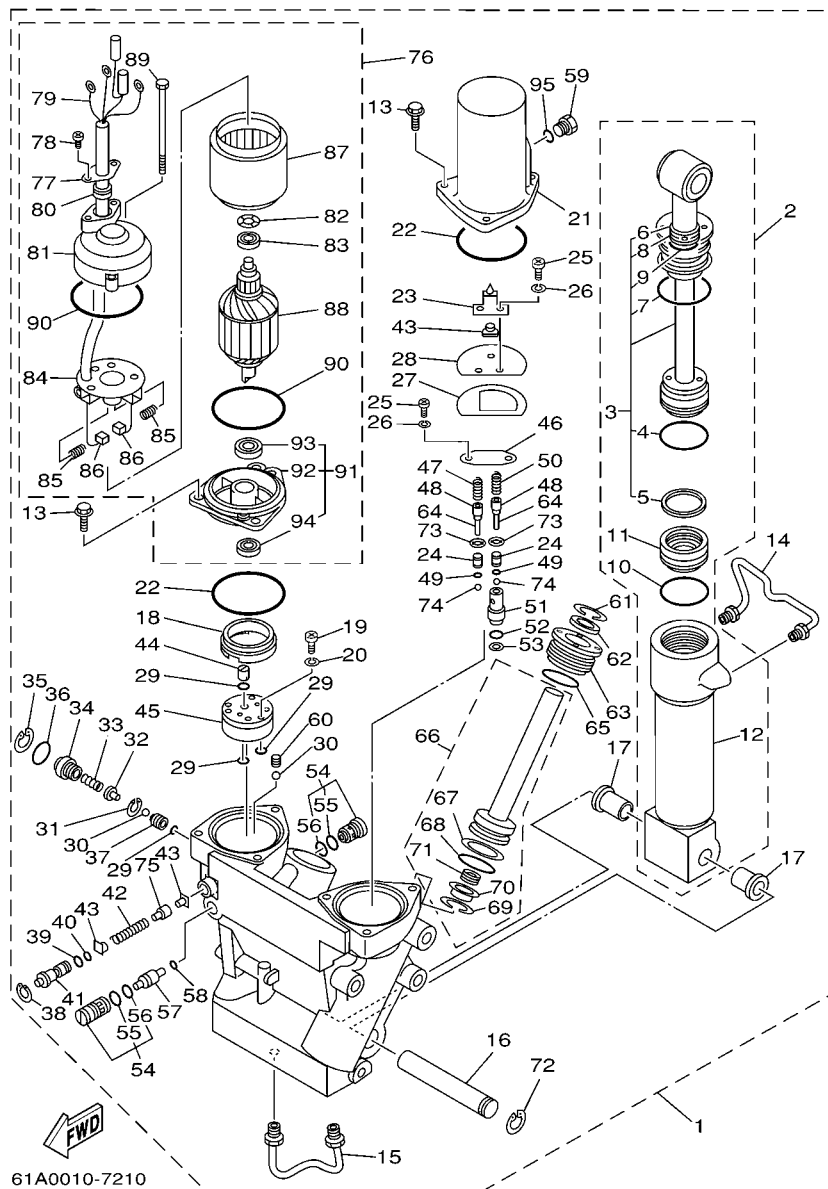
COMPONER Y PODER VARILLA



61A0010-7210

REF. NO.	PART NO. CODIGO Nº	DESCRIPTION DESCRIPCION	65L5				REMARKS OBSERVACIONES
1	61A-43800-25-4D	POWER TRIM & TILT ASSY ELEVADOR HIDRAULICO COMPL.	1				
2	61A-43840-01	.POWER TILT ASSY .CONJUNTO COMPONER	1				
3	61A-43810-00	..TILT PISTON SUB ASSY ..ELEVADOR SUB-PISTON COMPL.	1				
4	61A-43861-00	...O-RING ...ANILLO EN O 1	1				
5	61A-43871-00	...RING, BACK UP ...ANILLO	1				
6	93106-19N50	...OIL SEAL ...SELLO ACEITE	1				
7	6H1-43861-00	...O-RING ...ANILLO EN O 1	1				
8	6H1-43872-00	...RING, BACK UP ...ANILLO	1				
9	61A-4389H-00	...O-RING ...ANILLO EN O	1				
10	61A-43861-00	..O-RING ..ANILLO EN O 1	1				
11	6H1-43814-00	..PISTON, FREE ..PISTON LIBRE	1				
12	61A-43813-01	..CYLINDER, TILT ..CILINDRO INCLINACION	1				
13	97595-06420	.BOLT, WITH WASHER .PERNO CON ARANDELA	6				
14	61A-43835-01	.PIPE .TUBO 3	1				
15	61A-43833-01	.PIPE .TUBO 1	1				
16	61A-43818-00	.PIN, LOWER SHOCK MOUNT .PASADOR AMORTIGUADOR INFERIOR	1				
17	90386-18M14	.BUSH .BUJE	2				
18	6H1-43817-00	.FILTER 2 .FIELTRO 2	1				
19	98501-04030	.SCREW, PAN HEAD .TORNILLO DE CABEZA CRUZADA	3				
20	92901-04100	.WASHER, SPRING .ARANDELA PLANA	3				
21	61A-43828-00	.BODY, RESERVOIR .CUERPO DEPOSITO	1				
22	6H1-43869-00	.O-RING ..ANILLO EN O 9	2				
23	61A-4384L-00	.SPRING, TRIM DOWN .RESORTE	1				
24	6T4-43851-00	.SEAT, RELIEF VALVE .ASIENTO VALVULA DE DESCARGA	2				
25	98501-05010	.SCREW, PAN HEAD .TORNILLO DE CABEZA CRUZADA	4				
26	92901-05100	.WASHER, SPRING .ARANDELA PLANA	4				
27	61A-4384K-00	.PLATE, TRIM DOWN .PLACA	1				

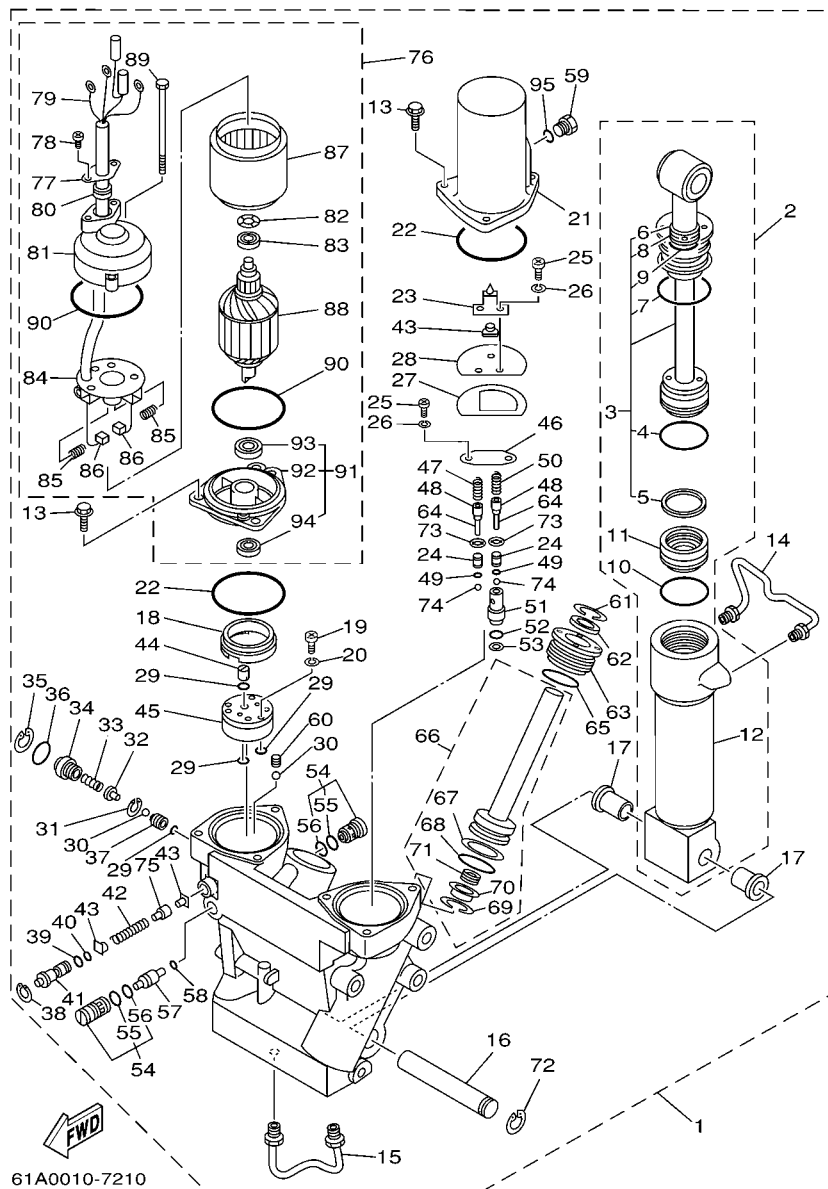
FIG. 21 POWER TRIM & TILT ASSY COMPONER Y PODER VARILLA



REF. NO.	PART NO. CODIGO N°	DESCRIPTION DESCRIPCION	65L5				REMARKS OBSERVACIONES
28	61A-4384J-00	.SEAL, TRIM DOWN .SELLO	1				
29	93210-064A5	.O-RING .ANILLO O	4				
30	93505-32038	.BALL .BOLA	2				
31	61A-43875-00	.RING, SNAP .ANILLO	1				
32	61A-43848-00	.ROD, MANUAL RELEASE .VARILLA_DESCOPLO MANUAL	1				
33	61A-43854-00	.SPRING, MANUAL RELEASE .RESORTE_DESCOPLO MANUAL	1				
34	61A-43845-00	.SCREW, MANUAL RELEASE .TORNILLO_DESCOPLO MANUAL	1				
35	6H1-43875-00	.RING, SNAP .ANILLO	1				
36	93210-18397	.O-RING .ANILLO O	1				
37	61A-43847-00	.SEAT, MANUAL VALVE .ASIENTO VALVULA MANUAL	1				
38	6T4-43876-00	.RING, SNAP .ANILLO	1				
39	93210-07003	.O-RING .ANILLO O	1				
40	93210-06001	.O-RING .ANILLO O	1				
41	6T4-43849-00	.PIN, VALVE SUPPORT .PASADOR VALVULA SOPORTE	1				
42	61A-4385H-00	.SPRING, SEAL .RESORTE	1				
43	6H1-4384F-00	.SEAL, MAIN VALVE .ASIENTO	3				
44	6H1-43831-00	.CONNECTOR, SHAFT .CONEXION EJE	1				
45	6T4-43830-00	.GEAR PUMP ASSY .ENGRANAJE BOMBA COMPL.	1				
46	61A-4382K-00	.CAP, RELIEF VALVE .CASQUILLO	1				
47	6H1-43856-10	.SPRING, DOWN RELIEF .RESORTE SEGURIDAD	1				
48	6T4-43844-00	.PIN, VALVE SUPPORT .PASADOR VALVULA SOPORTE	2				
49	6T4-4384G-00	.SEAL, RELIEF VALVE .ASIENTO	2				
50	6T4-43855-00	.SPRING, UP RELIEF .RESORTE SEGURIDAD SUPERIOR	1				
51	6T4-43895-00	.SEAT, RELIEF VALVE .ASIENTO	1				
52	93210-10M74	.O-RING .ANILLO O	1				
53	6H1-43816-00	.FILTER 1 .FIELTRO 1	1				
54	6T4-43802-03	.VALVE SUB ASSY .VALVULA PRINCIPAL COMPL.	2				

FIG. 21 POWER TRIM & TILT ASSY

COMPONER Y PODER VARILLA

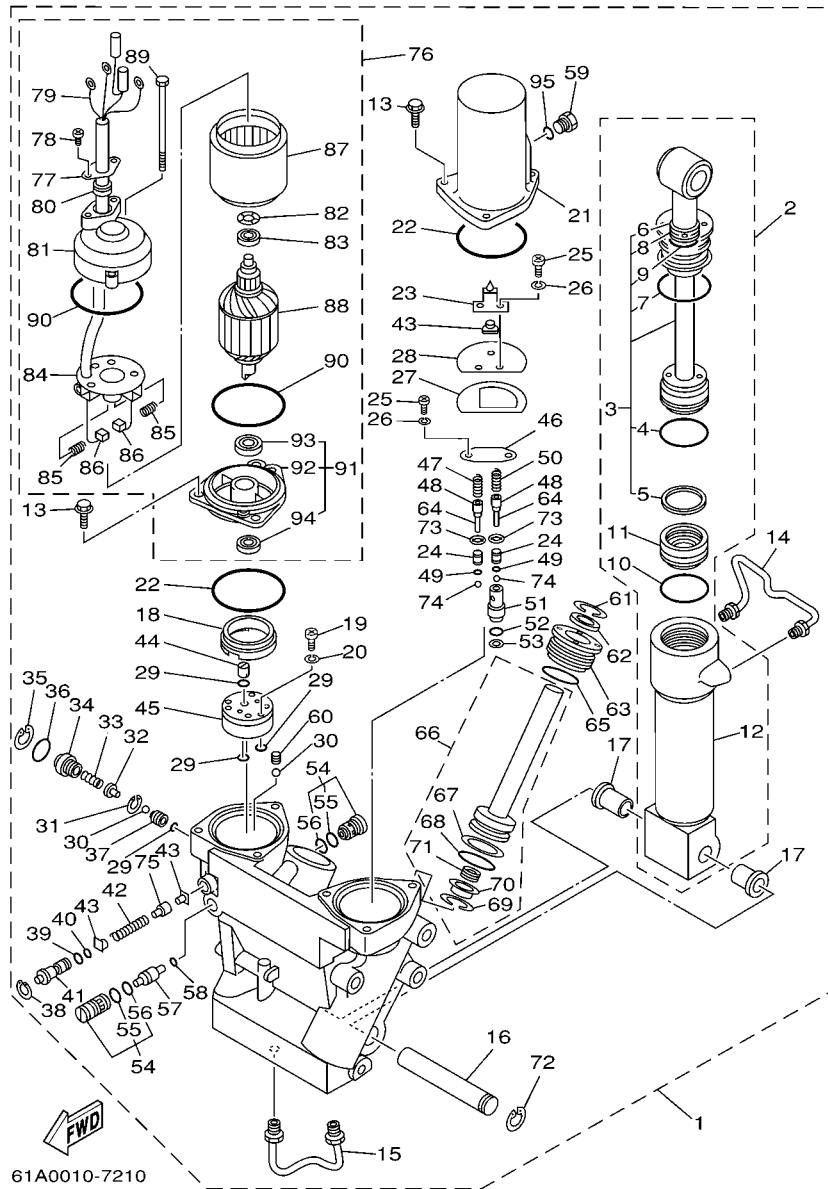


61A0010-7210

REF. NO.	PART NO. CODIGO N°	DESCRIPTION DESCRIPCION	65L5				REMARKS OBSERVACIONES
55	6H1-43866-00	..O-RING ..ANILLO EN O 6	1				
56	6H1-43867-00	..O-RING ..ANILLO EN O 7	1				
57	6T4-43841-00	..PISTON, SHUTTLE ..PISTON	1				
58	93210-09165	..O-RING ..ANILLO O	1				
59	6H1-43829-00	..PLUG, RESERVOIR ..TAPON DEPOSITO	1				
60	61A-43878-00	..BOLT, SOCKET ..TORNILLO ENCASTRE	1				
61	6T4-43875-01	..RING, SNAP ..ANILLO	2				
62	61A-43822-00	..SEAL, TRIM DUST ..SELLO DE POLVO	2				
63	61A-43821-00	..SCREW, TRIM CYLINDER END ..TORNILLO CILINDRO EXTREMO	2				
64	91609-10014	..PIN, SPRING ..PASADOR DE RESORTE	2				
65	61A-43861-00	..O-RING ..ANILLO EN O 1	2				
66	61A-43820-10	..TRIM PISTON SUB ASSY ..ELEVADOR PISTON COMPL.	2				
67	61A-43874-00	..RING, BACK UP ..ANILLO	1				
68	61A-43864-00	..O-RING ..ANILLO EN O 4	1				
69	61A-43875-10	..RING, SNAP ..ANILLO	1				
70	61A-4383H-11	..HOSE, OIL 5 ..TUBO 5	1				
71	61A-4384H-10	..SPRING ..RESORTE	1				
72	61A-43876-00	..RING, SNAP ..ANILLO	1				
73	6T4-43893-00	..WASHER ..RONDANA	2				
74	93501-08001	..BALL ..BOLA	2				
75	61A-4382A-00	..ADAPTOR 1 ..ADAPTADOR 1	1				
76	61A-43880-02	..MOTOR ASSY ..MOTOR COMPL.	1				
77	6T4-4386J-00	..WASHER, SPECIAL ..ARANDELA, ESPECIAL	1				
78	90157-05107	..SCREW, PAN HEAD ..TORNILLO CABEZA CONICA PLAN	2				
79	61A-43807-00	..WIRE SUB ASSY ..CABLE COMPL.	1				
80	6T4-43885-00	..GROMMET ..ARANDELA DE REFUERZO	1				
81	61A-43884-01	..FRAME, COMMUTATOR END ..CUADRO	1				

FIG. 21 POWER TRIM & TILT ASSY

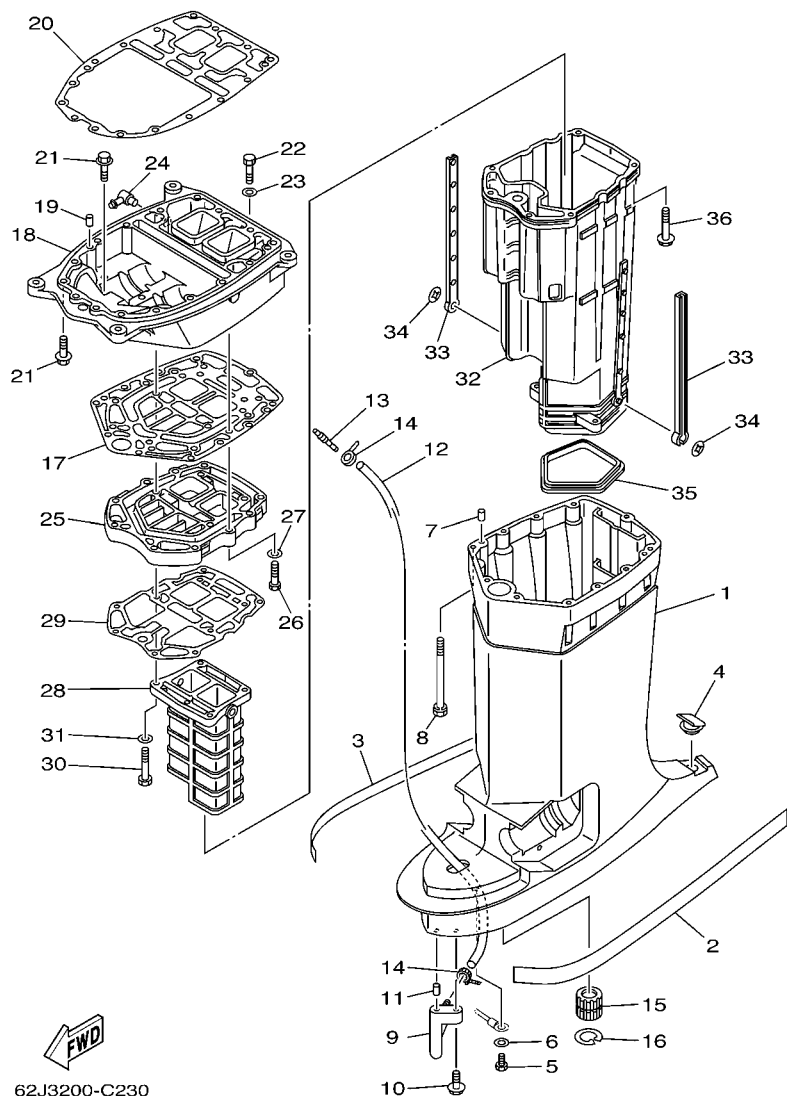
COMPONER Y PODER VARILLA



REF. NO.	PART NO. CODIGO Nº	DESCRIPTION DESCRIPCION	65L5				REMARKS OBSERVACIONES
82	90206-14086	..WASHER, WAVE ..ARANDELA ONDULADA	3				
83	93300-60820	..BEARING ..COJINETE	1				
84	61A-43806-00	..BRUSH HOLDER ASSY ..ESCOBILLA SOSTEN COMPL.	1				
85	61A-4386K-00	..SPRING, BRUSH ..RESORTE, ESCOBILLA	4				
86	61A-43891-00	..BRUSH 1 ..ESCOBILLA 1	2				
87	61A-43804-01	..STATOR ASSY ..ESTATOR COMPL	1				
88	61A-43805-01	..ARMATURE ASSY ..INDUCIDO COMPL.	1				
89	61A-43887-00	..BOLT, THROUGH ..TORNILLO	2				
90	93210-72789	..O-RING ..ANILLO O	2				
91	61A-43881-01	..FRAME, END ..CUADRO EXTERMO	1				
92	61A-43881-11	..FRAME, END ..CUADRO EXTERMO	1				
93	93300-60820	..BEARING ..COJINETE	1				
94	93102-08414	..OIL SEAL ..SELLO ACEITE	1				
95	93210-09165	..O-RING ..ANILLO O	1				

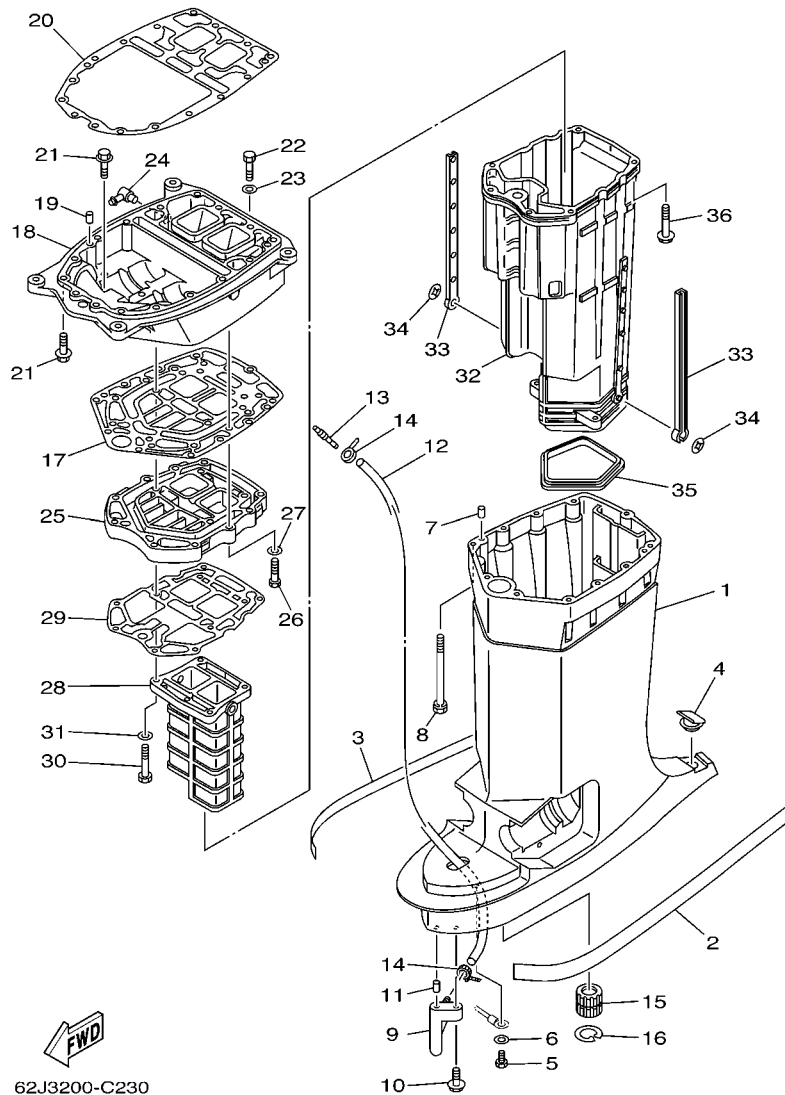
FIG. 22 UPPER CASING

FUNDA SUPERIOR



62J3200-C230

REF. NO.	PART NO. CODIGO Nº	DESCRIPTION DESCRIPCION	66L5			REMARKS OBSERVACIONES
1	61A-45111-22-8D	CASING, UPPER CAJA SUPERIOR	1			X (25.2") X (25.2")
2	61A-42791-S0	MARK 1 MARCA 1	1			
3	61A-42792-S0	MARK MARCA	1			
4	61A-45155-00	CAP TAPA	1			
5	97095-06010	BOLT PERNO	1			
6	92995-06600	WASHER ARANDELA	1			
7	93608-12M05	PIN, DOWEL PASADOR DE CLAVIJA	2			
8	90119-08M78	BOLT, WITH WASHER TORNILLO CON ARANDELA	8			
9	61A-45378-00	NIPPLE, HOSE NIPLE MANGUERA	1			
10	90119-06M17	BOLT, WITH WASHER TORNILLO CON ARANDELA	1			
11	93606-12019	PIN, DOWEL PASADOR DE CLAVIJA	1			
12	90445-07MF0	HOSE (L1030) TUBO (L1030)	1			X (25.2") X (25.2")
13	6E5-83558-00	END, NIPPLE EXTREMO DE NIPLE	1			
14	90465-11M10	CLAMP BRIDA	2			
15	6E5-45318-00	BUSHING, DRIVE SHAFT BUJE, EJE DE MANDO	1			
16	93420-36M01	CIRCLIP SEGURO	1			
17	61A-45114-A0	GASKET, UPPER CASING EMPAQUE	1			
18	61A-41137-14-94	GUIDE, EXHAUST GUIA DE ESCAPE	1			FLUSHING KIT FLUSHING KIT
19	93608-12M05	PIN, DOWEL PASADOR DE CLAVIJA	2			
20	61A-45113-A0	GASKET, UPPER CASING EMPAQUE	1			
21	90119-08M79	BOLT, WITH WASHER TORNILLO CON ARANDELA	8			
22	97095-08035	BOLT PERNO	1			
23	92995-08600	WASHER ARANDELA	1			
24	6H1-11372-00	NIPPLE, HOSE NIPLE DE MANGUERA	1			FLUSHING KIT FLUSHING KIT
25	61A-41131-02-5B	MANIFOLD, EXT. 1 TUBO MULTIPLE DE ESCAPE	1			
26	97095-08035	BOLT PERNO	4			
27	92995-08600	WASHER ARANDELA	4			



62J3200-C230

FIG. 22 UPPER CASING

FUNDA SUPERIOR

REF. NO.	PART NO. CODIGO Nº	DESCRIPTION DESCRIPCION	66L5				REMARKS OBSERVACIONES
28	61A-41132-01-5B	MANIFOLD, EXHAUST TUBO MULTIPLE DE ESCAPE	1				
29	6D0-41134-00	GASKET, EXHAUST MANIFOLD EMPAQUE	1				
30	97095-08050	BOLT PERNO	4				
31	92995-08600	WASHER ARANDELA	4				
32	61A-14711-22-5B	MUFFLER 1 SILENCIADOR 1	1				
33	6E5-14737-00	DAMPER, MUFFLER AMORTIGUADOR DE SILENCIADOR	2				
34	90183-05M02	NUT, SPRING TUERCA DE RESORTE	2				
35	61A-45123-01	GASKET, MUFFLER EMPAQUE SILENCIADOR	1				
36	90119-08M74	BOLT, WITH WASHER TORNILLO CON ARANDELA	6				

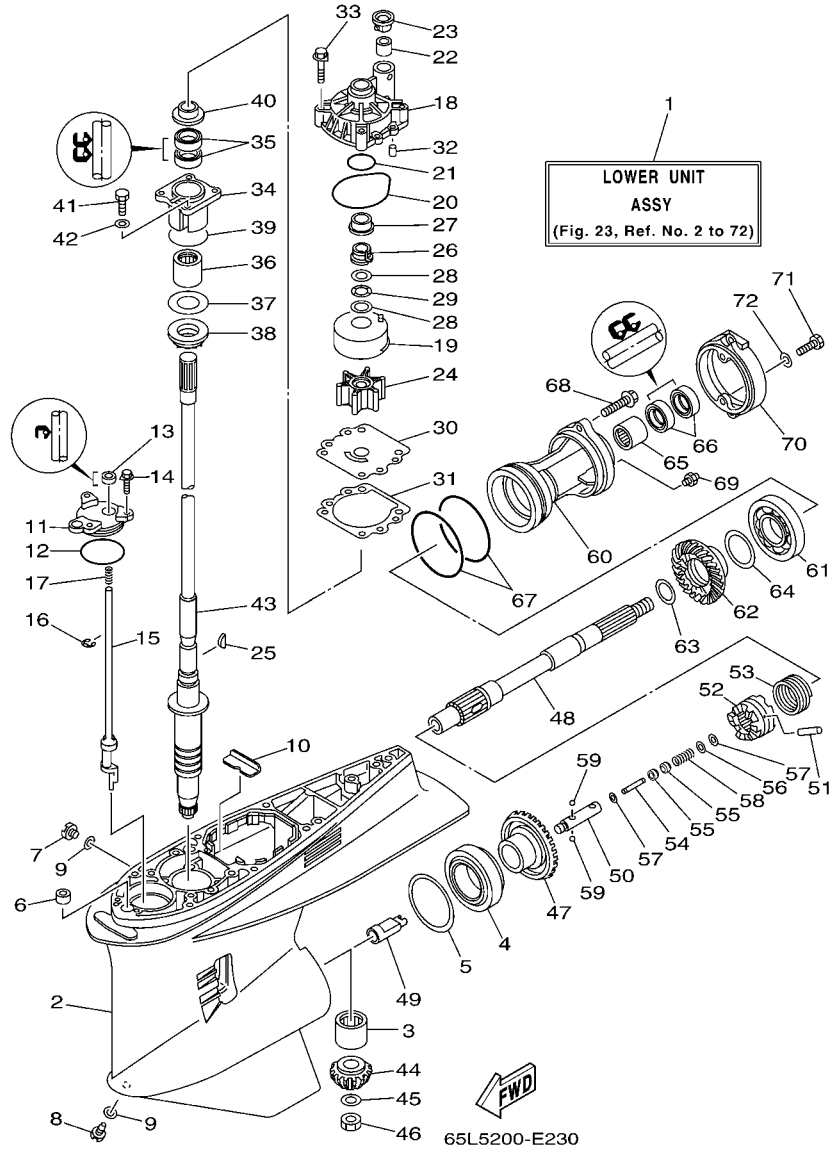


FIG. 23 LOWER CASING & DRIVE 1 IMPULSOR E INFERIOR 1

REF. NO.	PART NO. CODIGO Nº	DESCRIPTION DESCRIPCION	65L5			REMARKS OBSERVACIONES
1	65J-45300-21-8D	LOWER UNIT ASSY CONJUNTO UNIDAD INFERIOR	1			X (25.2"),RH
2	61A-45301-10-8D	CASING, LOWER FUNDA INFERIOR COMPLETA	1			
3	93311-83280	BEARING COJINETE DE RODILLOS	1			
4	93332-000W1	BEARING COJINETE	1			
5	61A-45567-00	SHIM (T:0.10MM) LAINA(T:0.10MM)	1			UR UR
61A-45567-10	SHIM (T:0.12MM) LAINA (T:0.12MM)	1				UR UR
61A-45567-20	SHIM (T:0.15MM) LAINA (T:0.15MM)	1				UR UR
61A-45567-30	SHIM (T:0.18MM) LAINA (T:0.18MM)	1				UR UR
61A-45567-40	SHIM (T:0.30MM) LAINA (T:0.30MM)	1				UR UR
61A-45567-50	SHIM (T:0.40MM) LAINA (T:0.40MM)	1				UR UR
61A-45567-60	SHIM (T:0.50MM) LAINA (T:0.50MM)	1				UR UR
6	663-44366-00	DAMPER, WATER SEAL GOMA DEL SELLO DE AGUA	1			
7	90340-08002	PLUG, STRAIGHT SCREW TORNILLO, DE DRENAJE	1			
8	688-45341-10	PLUG, DRAIN TAPON, DREN	1			
9	90430-08020	GASKET JUNTA	2			
10	61A-45376-00-94	GUIDE, SEAL DAMPER GUIA DE SELLO GOMA	1			
11	61A-45321-01	PLATE PLACA	1			
12	93210-64488	O-RING ANILLO O	1			
13	93106-09014	OIL SEAL SELLO ACEITE	1			
14	90119-06M10	BOLT, WITH WASHER TORNILLO CON ARANDELA	3			
15	60V-44150-00	SHIFT CAM ASSY CONJUNTO EJE LEVA COMPL.	1			
16	99001-08600	CIRCLIP PRESILLA REDONDA	1			
17	90501-11M10	SPRING, COMPRESSION RESORTE DE COMPRESION	1			
18	61A-44311-01	HOUSING, WATER PUMP CAJA BOMBA DE AGUA	1			
19	61A-44322-02	INSERT, CARTRIDGE CARTUCHO	1			
20	93210-86M38	O-RING ANILLO O	1			
21	93210-37160	O-RING ANILLO O	1			

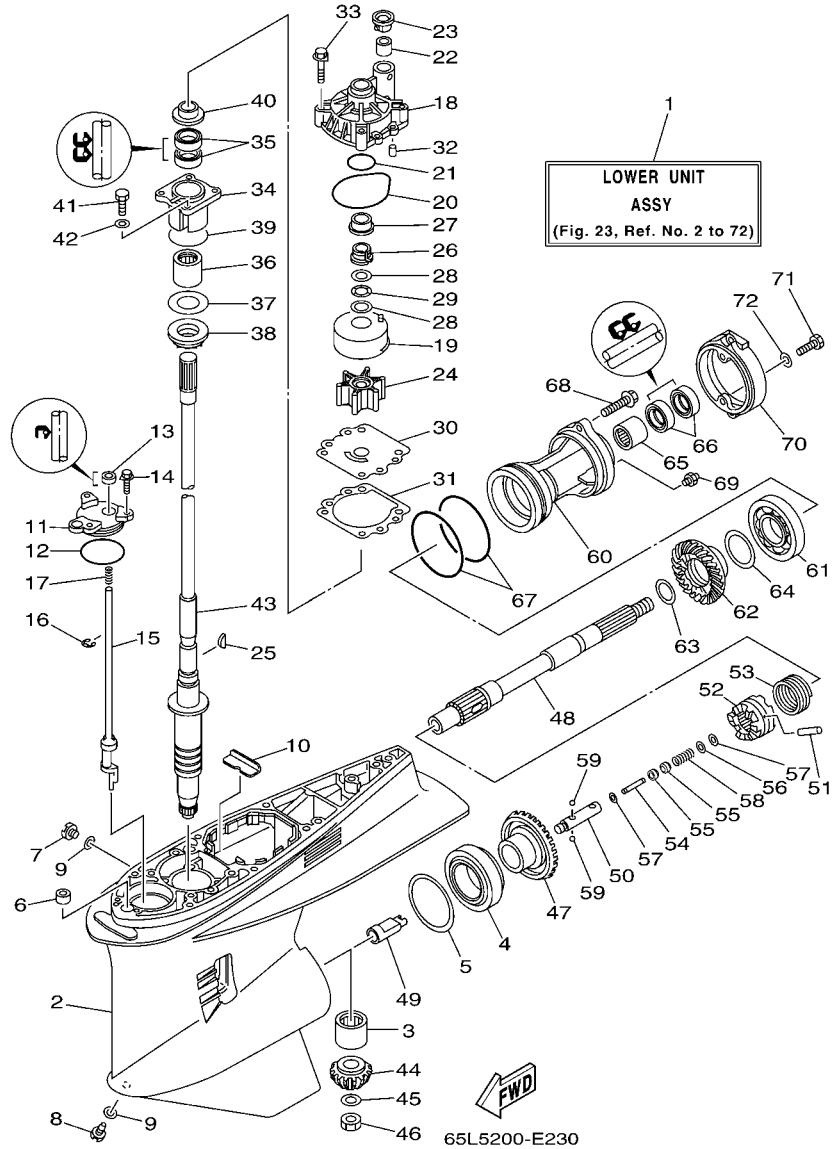


FIG. 23 LOWER CASING & DRIVE 1 IMPULSOR E INFERIOR 1

REF. NO.	PART NO. CODIGO Nº	DESCRIPTION DESCRIPCION	65L5				REMARKS OBSERVACIONES
22	6E5-44365-00	DAMPER, WATER SEAL HULE DE SELLO DE AGUA	1				
23	6E5-44312-00	COVER, WATER PUMP HOUSING CUBIERTA CAJA BOMBA DE AGUA	1				
24	6E5-44352-01	IMPELLER IMPULSOR	1				
25	90280-04M05	KEY, WOODRUFF CUNA WOODRUFF	1				
26	61A-45538-00	SPACER 1 ESPACIADOR 1	1				
27	61A-45527-00	COLLAR, DRIVE SHAFT COLLAR EJE FLECHA DE PROPULSION	1				
28	90201-22M01	WASHER, PLATE ARANDELA PLANA	2				
29	90206-22M19	WASHER, WAVE ARANDELA ONDULADA	1				
30	6G5-44323-00	OUTER PLATE, CARTRIDGE PLACA EXTERIOR DEL CARTUCHO	1				
31	6E5-44315-A0	GASKET, WATER PUMP EMPAQUE	1				
32	93606-12019	PIN, DOWEL PASADOR DE CLAVIJA	2				
33	90119-08M14	BOLT, WITH WASHER TORNILLO CON ARANDELA	4				
34	61A-45331-00-94	HOUSING, BEARING CAJA DE COJINETE	1				
35	93101-28M16	OIL SEAL SELLO ACEITE	2				
36	93317-330U2	BEARING COJINETE	1				
37	61A-45587-00	SHIM (T:0.10MM) LAINA (T:0.10MM)	1				UR
	61A-45587-10	SHIM (T:0.12MM) LAINA (T:0.12MM)	1				UR
	61A-45587-20	SHIM (T:0.15MM) LAINA (T:0.15MM)	1				UR
	61A-45587-30	SHIM (T:0.18MM) LAINA (T:0.18MM)	1				UR
	61A-45587-40	SHIM (T:0.30MM) LAINA (T:0.30MM)	1				UR
	61A-45587-50	SHIM (T:0.40MM) LAINA (T:0.40MM)	1				UR
	61A-45587-60	SHIM (T:0.50MM) LAINA (T:0.50MM)	1				UR
38	93341-930U9	BEARING COJINETES CON RODAMIENTOS	1				
39	93210-55M14	O-RING ANILLO O	1				
40	6E5-45344-00	COVER, OIL SEAL CUBIERTA SELLO ACEITE	1				
41	97095-08025	BOLT PERNO	4				
42	92995-08600	WASHER ARANDELA	4				

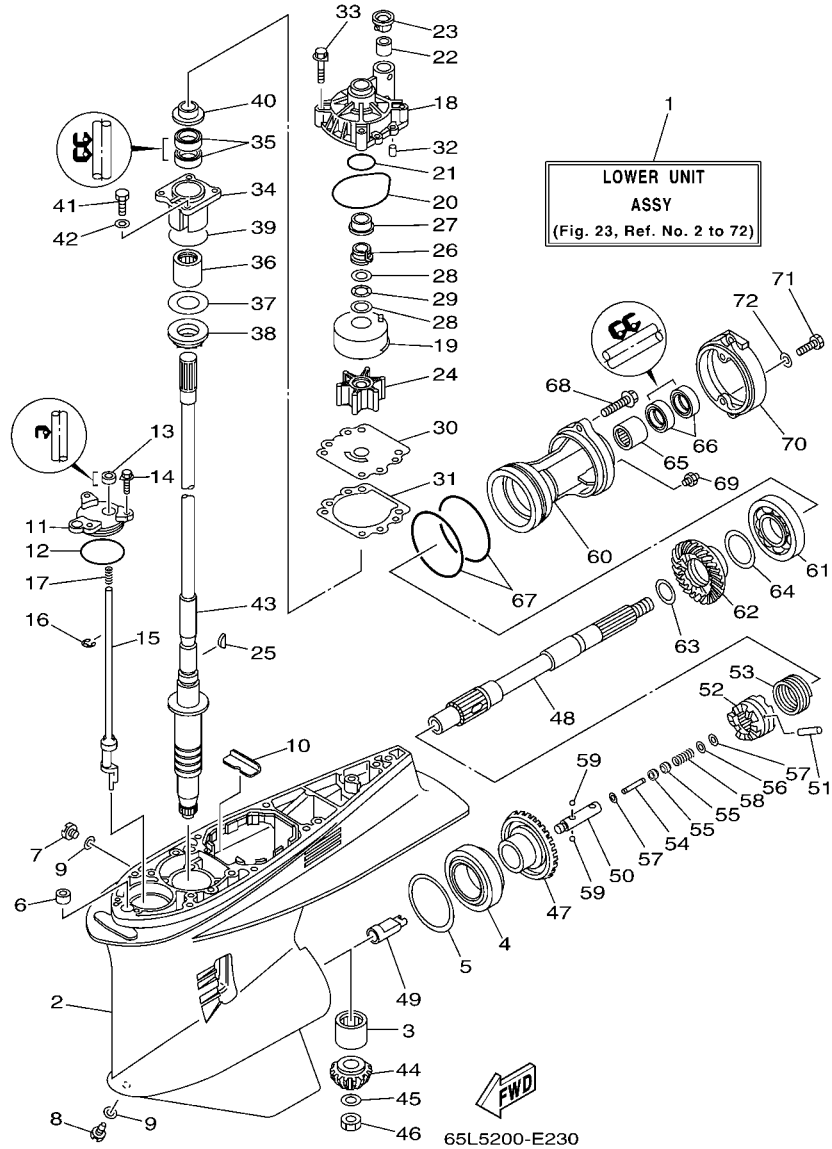
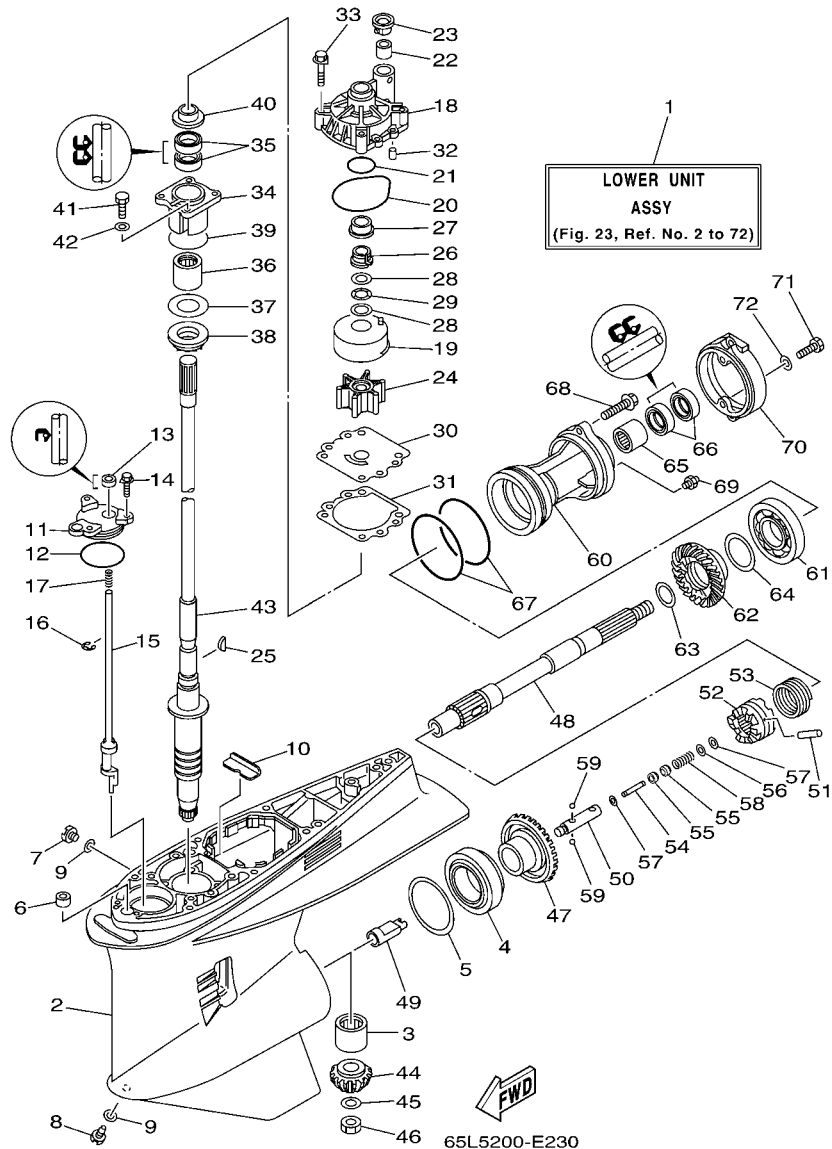


FIG. 23 LOWER CASING & DRIVE 1 IMPULSOR E INFERIOR 1

REF. NO.	PART NO. CODIGO Nº	DESCRIPTION DESCRIPCION	65L5				REMARKS OBSERVACIONES
43	61A-45501-20	DRIVE SHAFT COMP. EJE DE MANDO COMPL.	1				X (25.2") X (25.2")
44	61A-45551-03	PINION (16T) PINON (16T)	1				
45	90201-16M00	WASHER, PLATE ARANDELA PLANA	1				
46	90170-16M19	NUT TUERCA	1				
47	61A-45560-03	GEAR 1 (29T) ENGRANAJE 1 (29T)	1				
48	69J-45611-00	SHAFT, PROPELLER EJE PROPUSOR	1				
49	61A-45641-02	SHIFTER CAMBIO	1				
50	61A-45634-01	SLIDE, SHIFT DESLIZADOR, CAMBIO	1				
51	61A-45632-00	PIN, CROSS PASADOR TRANSVERSAL	1				
52	61A-45631-03	CLUTCH, DOG EMBRAGUE DE GARRA	1				
53	61A-45633-00	RING, CROSS PIN ANILLO DE PASADOR	1				
54	6H1-45668-00	SHAFT, FREE EJE	1				
55	61A-45635-00	PLUNGER, SHIFT EMBOLO DE CAMBIO	2				
56	90201-02M00	WASHER, PLATE ARANDELA PLANA	1				
57	90183-02M03	NUT, SPRING TUERCA DE RESORTE	2				
58	90501-10M77	SPRING, COMPRESSION RESORTE DE COMPRESION	1				
59	93501-04011	BALL BOLA	2				
60	61A-45332-02-94	HOUSING, BEARING CAJA BALERO 2	1				
61	93306-210U0	BEARING COJINETE	1				
62	61A-45571-00	GEAR 2 (29T) ENGRANAJE 2 (29T)	1				
63	90201-31M00	WASHER, PLATE ARANDELA PLANA	1				
64	61A-45577-00	SHIM (T:0.10MM) LAINA (T:0.10MM)	1				UR UR
	61A-45577-10	SHIM (T:0.12MM) LAINA (:0.12MM)	1				UR UR
	61A-45577-20	SHIM (T:0.15MM) LAINA (T:0.15MM)	1				UR UR
	61A-45577-30	SHIM (T:0.18MM) LAINA (T:0.18MM)	1				UR UR
	61A-45577-40	SHIM (T:0.30MM) LAINA (T:0.30MM)	1				UR UR
	61A-45577-50	SHIM (T:0.40MM) LAINA (T:0.40MM)	1				UR UR

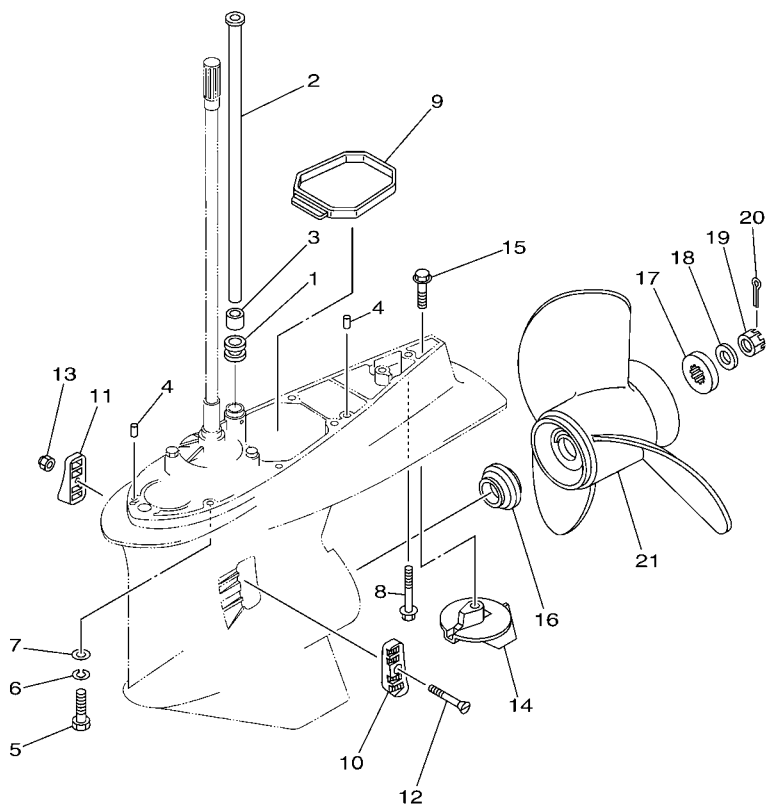
FIG. 23 LOWER CASING & DRIVE 1

IMPULSOR E INFERIOR 1



REF. NO.	PART NO. CODIGO Nº	DESCRIPTION DESCRIPCION	65L5				REMARKS OBSERVACIONES
64	61A-45577-60	SHIM (T:0.50MM) LAINA (T:0.50MM)	1				UR UR
65	93315-43061	BEARING COJINETE DE RODILLOS	1				
66	93101-30M17	OIL SEAL SELLO ACEITE	2				
67	93211-04384	O-RING ANILLO O	2				
68	90105-08M48	BOLT, FLANGE TORNILLO	2				
69	93700-09M00	NIPPLE, GREASE BOQUILLA DE ENGRASAR	1				
70	61A-45361-01-5B	CAP, LOWER CASING FUNDA INFERIOR	1				
71	97095-08020	BOLT PERNO	2				
72	92995-08600	WASHER ARANDELA	2				

FIG. 24 LOWER CASING & DRIVE 2 IMPULSOR E INFERIOR 2



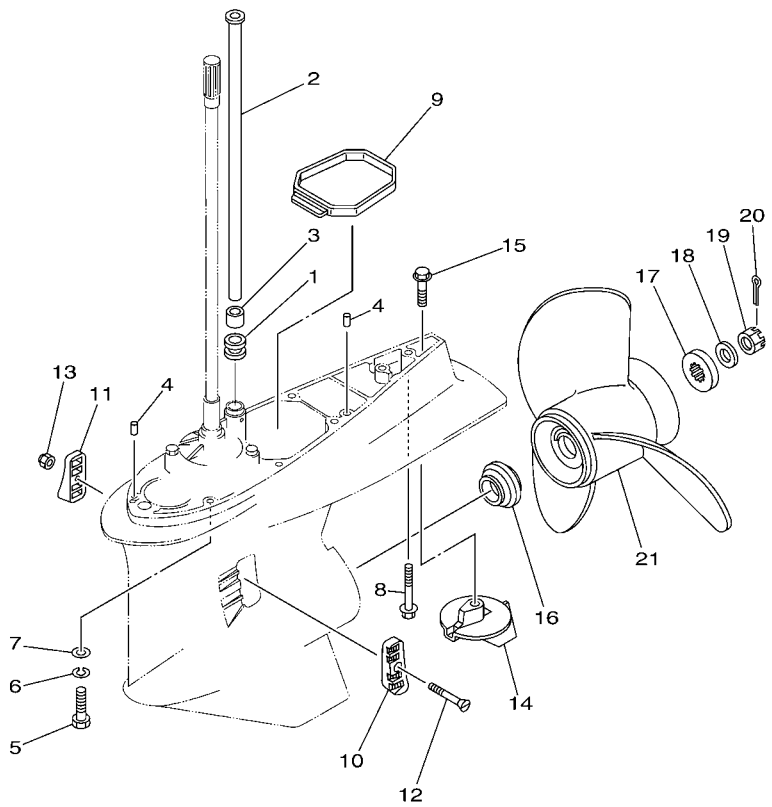
65L5200-E240

REF. NO.	PART NO. CODIGO Nº	DESCRIPTION DESCRIPCION	65L5				REMARKS OBSERVACIONES
1	6E5-44366-00	DAMPER, WATER SEAL GOMA DEL SELLO DE AGUA	1				
2	61A-44361-20	TUBE, WATER TUBO DE AGUA	1				X (25.2") X (25.2")
3	6E5-44365-00	DAMPER, WATER SEAL HULE DE SELLO DE AGUA	1				
4	93608-12M05	PIN, DOWEL PASADOR DE CLAVIJA	2				
5	97095-10045	BOLT PERNO	7				
6	92995-10100	WASHER ARANDELA	7				
7	92995-10600	WASHER ARANDELA	7				
8	90119-10MA2	BOLT, WITH WASHER TORNILLO CON ARANDELA	1				
9	61A-45375-00	DAMPER, SEAL GOMA DE SELLO	1				
10	61A-45214-10	COVER, WATER INLET 1 CUBIERTA ENTRADA AGUA 1	1				
11	61A-45215-10	COVER, WATER INLET 2 CUBIERTA ENTRADA AGUA 2	1				
12	90152-05003	SCREW, COUNTERSUNK TORNILLO EMBUTIDO	1				
13	90185-05002	NUT, SELF-LOCKING TUERCA AUTOBLOCANTE	1				
14	61A-45371-00	TAB-TRIM QUILLA ESTABILIZADOR	1				
15	90105-10M00	BOLT, FLANGE TORNILLO	1				
16	6E5-45987-01	SPACER ESPACIADOR	1				
17	688-45997-01	SPACER ESPACIADOR	1				
18	92990-18200	WASHER ARANDELA PLANA	1				
19	90171-18M04	NUT, CASTLE TUERCA ENTALLADA	1				
20	91490-40030	PIN, COTTER CHAVETA	1				
21	6G5-45970-02-98	PROPELLER (3X15-1/4"X15"-M) PROPELA (3X15-1/4"X15"-M)	1				UR UR
	6G5-45972-02-98	PROPELLER (3X13-3/4"X21"-M) PROPELA (3X13-3/4"X21"-M)	1				UR UR
	6G5-45974-03-98	PROPELLER (3X13-3/4"X19"-M2) PROPELA (3X13-3/4"X19"-M2)	1				UR UR
	6G5-45978-03-98	PROPELLER (3X13-3/4"X17"-M2) PROPELA (3X13-3/4"X17"-M2)	1				UR UR
	61A-45972-00-98	PROPELLER (3X14-1/2"X21"-T) PROPELA (3X14-1/2"X21"-T)	1				UR UR
	61A-45974-00-98	PROPELLER (3X14-1/2"X19"-T) PROPELA (3X14-1/2"X19"-T)	1				UR UR
	61A-45978-00-98	PROPELLER (3X15"X17"-T) PROPELA (3X15"X17"-T)	1				UR UR

B4

FIG. 24 LOWER CASING & DRIVE 2

IMPULSOR E INFERIOR 2

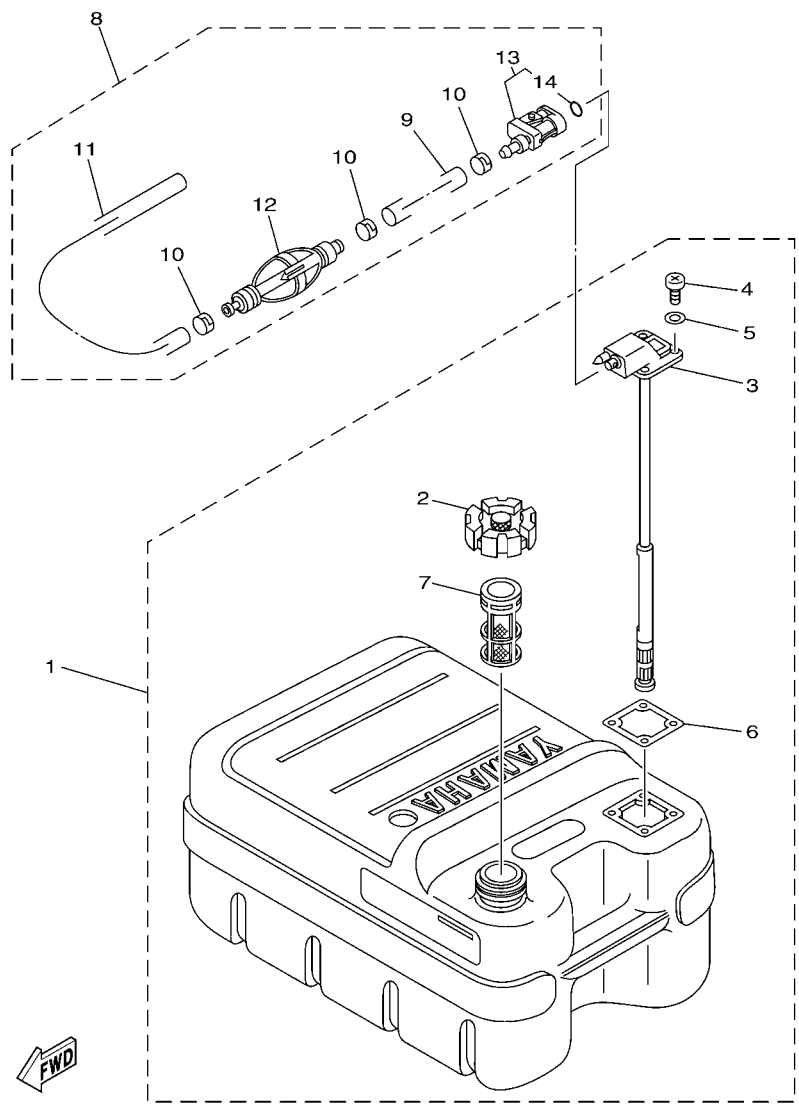


65L5200-E240

REF. NO.	PART NO. CODIGO Nº	DESCRIPTION DESCRIPCION	65L5				REMARKS OBSERVACIONES
21	66K-45974-B0	PROPELLER (3X14-1/2"X23"-M2) PROPELA (3X14-1/2"X23"-M2)	1				UR UR

FIG. 25 FUEL TANK

DEPOSITO DE COMBUSTIBLE

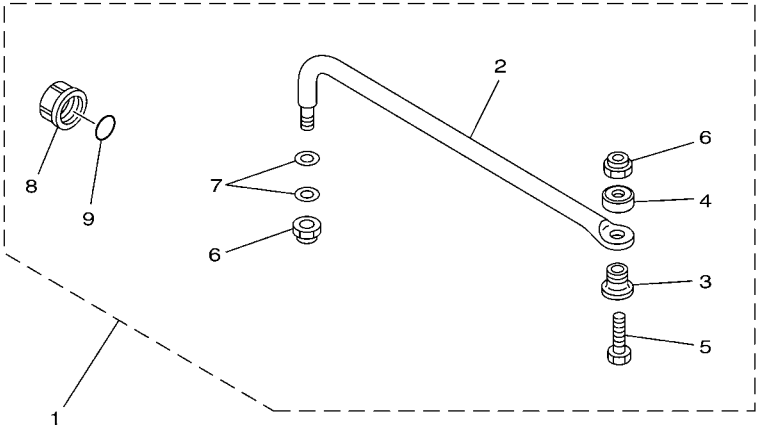


6N43100-C270

REF. NO.	PART NO. CODIGO Nº	DESCRIPTION DESCRIPCION	66L5				REMARKS OBSERVACIONES
1	6YJ-24201-10	FUEL TANK ASSY (24L) TANQUE DEL COMBUSTIBLE (24L)	1				AP AP
2	6YJ-24610-01	.CAP ASSY .TAPA COMPLETA	1				
3	6Y1-24260-12	.FUEL METER ASSY .MEDIDOR DE COMBUSTIBLE COMPL.	1				WITH INDICATOR WITH INDICATOR
4	98586-05016	.SCREW, PAN HEAD .TORNILLO DE CABEZA CON PLANA	4				
5	6Y1-24329-00	.SEAL .SELLO	4				
6	6Y1-24268-00	.GASKET, FUEL METER .EMPAQ MEDIDOR DE COMBUSTIBLE	1				
7	6YJ-24167-00	.STRAINER .COLADOR	1				
8	6Y2-24306-45	FUEL PIPE COMP. 1 TUBO COMBUST. COMPL 1	1				AP AP
9	90445-13M01	.HOSE (L2050) .MANGUERA (L2050)	1				
10	6E5-24351-51	.BAND 1 .ABRAZADERA 1	3				
11	90445-13M35	.HOSE (L250) .MANGUERA (L250)	1				
12	6Y2-24360-60	.PRIMER PUMP ASSY .SOPORTE BOMBA	1				
13	6Y2-24305-06	.FUEL PIPE JOINT COMP. 2 .CONECTOR MANGUERA COMBUST. 2	1				
14	93210-08287	..O-RING ..ANILLO O	1				

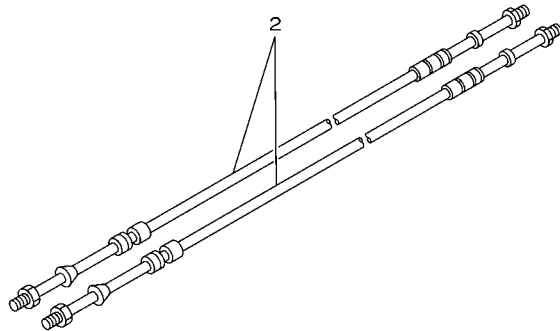
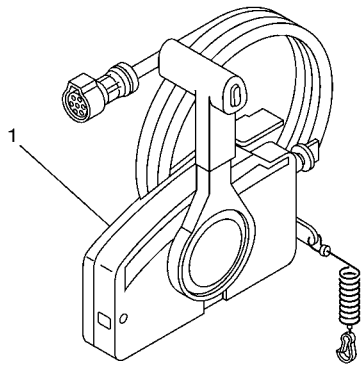
FIG. 26 STEERING GUIDE

DIRECCIONGUIAR



REF. NO.	PART NO. CODIGO Nº	DESCRIPTION DESCRIPCION	66L5				REMARKS OBSERVACIONES
1	6E5-61350-02	STEERING GUIDE ATTACHMENT KIT ESTUCHE ADITAMENTO GUIA DE TIM	1				AP AP
2	6E5-61351-01	.ROD, STEERING LINK .VARILLA ESLABON DIRECCION	1				
3	90387-10M61	.COLLAR .ESPACIADOR	1				
4	90560-12M01	.SPACER .SEPARADOR	1				
5	6E5-61355-00	.BOLT .TORNILLO	1				
6	90185-09M01	.NUT, SELF-LOCKING .TUERCA AUTOBLOCANTE	2				
7	90201-10M20	.WASHER, PLATE .ARANDELA PLANA	2				
8	6E5-43145-01	.CAP, CLAMP BRACKET .TAPA	1				
9	93210-16275	.O-RING .ANILLO O	1				

67H0100-9290



67M0100-8280

FIG. 27 REMOTE CONTROL BOX

CONTROL REMOTO COMPLETO

REF. NO.	PART NO. CODIGO Nº	DESCRIPTION DESCRIPCION	65L5				REMARKS OBSERVACIONES
1	703-48205-A5	REMOTE CONTROL ASSY (10P) REMOTO CONTROL COMPL. (10P)	1				AP WITH PT/T SW. AP WITH PT/T SW.
2	701-48350-10	CABLE, REMOTE CONTROL L=22F CABLE CONTROL REMOTO L=22F	2				

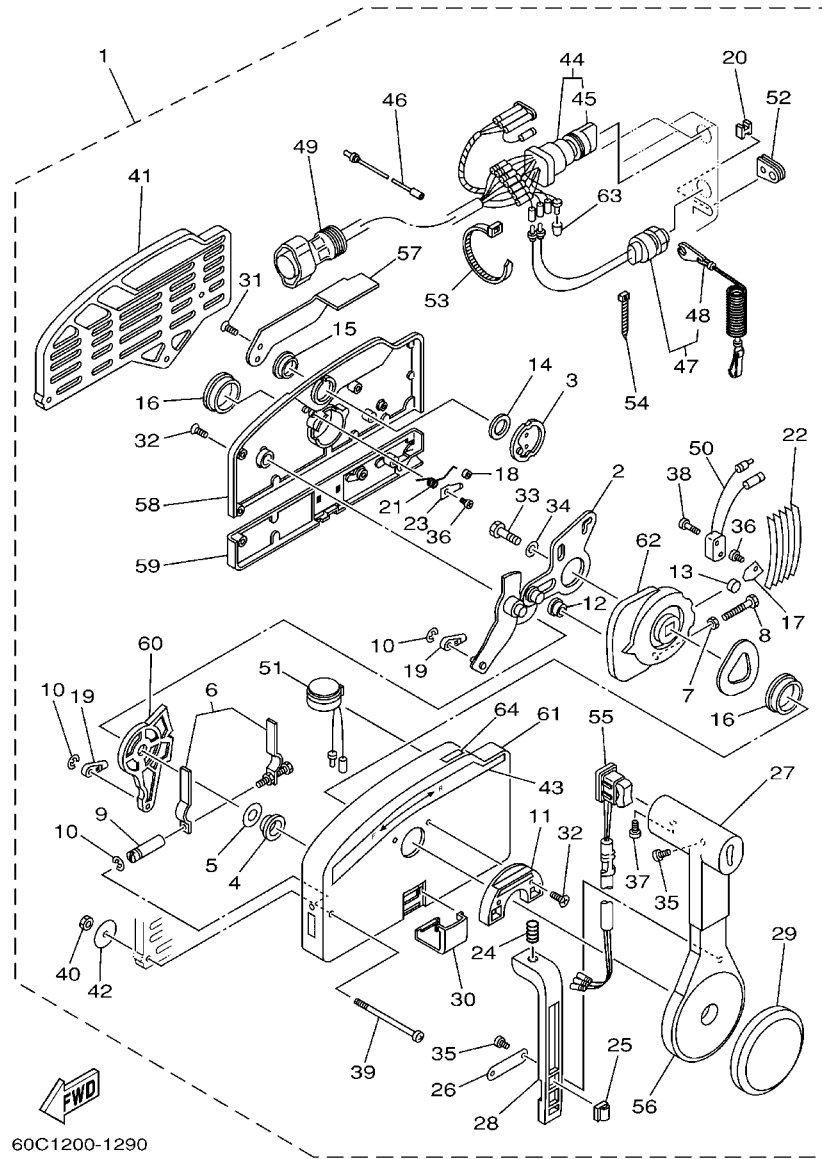


FIG. 28 REMOTE CONTROL ASSY CONTROL REMOTO COMPL

REF. NO.	PART NO. CODIGO Nº	DESCRIPTION DESCRIPCION	66L5				REMARKS OBSERVACIONES
1	703-48205-A5	REMOTE CONTROL ASSY (10P) REMOTO CONTROL COMPL. (10P)	1				AP WITH PT/T SW. AP WITH PT/T SW.
2	703-48261-01	.ARM, THROTTLE .BRAZO ACELERADOR	1				
3	703-48153-00	.SHAFT, FREE ACCEL. .EJE	1				
4	703-48235-00	.BUSHING .BUJE	1				
5	703-48268-00	.SPACER .ESPACIADOR 3	1				
6	703-48264-00	.FRICTION, THROTTLE .FRICCION DE ACELERADOR	1				
7	95380-05600	.NUT .TUERCA	1				
8	97380-05025	.BOLT .TORNILLO HEXAGONAL	1				
9	703-48265-00	.SHAFT, FRICTION .EJE FRICCION	1				
10	93430-06024	.CIRCLIP .SEGURO	3				
11	703-48245-00	.PLATE, LOCK .PLACA CERRADURA	1				
12	703-48252-00	.ROLLER, CAM .RODILLO LEVA	1				
13	701-48248-00	.ROLLER, FREE ACCEL. .RODILLO ACELERADOR LIBRE	1				
14	703-48198-00	.WASHER, WAVE .RONDANA ONDULADA 3	1				
15	703-48243-00	.BUSHING .BUJE 3	1				
16	703-48236-00	.BUSHING 1 .BUJE	2				
17	703-48189-00	.RETAINER .RETENEDOR	1				
18	703-48234-00	.ROLLER, DETENT .RODILLO	1				
19	703-48345-01	.CABLE END, REMOTE CONTROL 2 .TERMINAL CABLE DE CONTROL REM	2				
20	703-48358-00	.ANCHOR, CABLE .ABRAZADERA CABLE	1				
21	703-48244-00	.SPRING, FREE ACCEL. .RESORTE ACELERADOR LIBRE	1				
22	703-48238-00	.SPRING, DETENT .RESORTE	5				
23	703-48246-00	.SPACER .ESPACIADOR	1				
24	703-48227-00	.SPRING, NEUTRAL LOCK .RESORTE DE SEGURO	1				
25	703-82594-00	.CLAMP .GRAMPA	1				WITH PT/T SW. WITH PT/T SW.
26	703-48226-00	.PLATE, STOPPER .PLACA RETEN	1				
27	703-48222-00	.GRIP, CONTROL LEVER .MANGO DE PALANCA CONTROL	1				SINGLE SINGLE

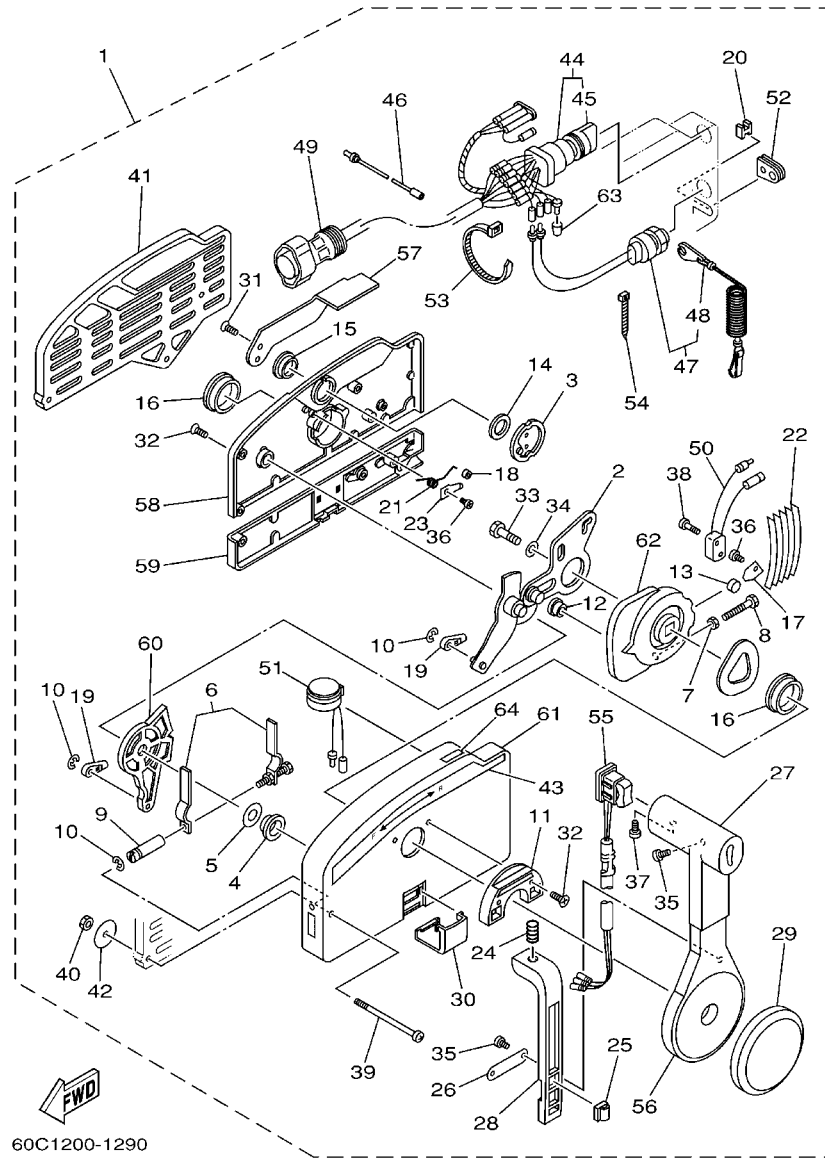
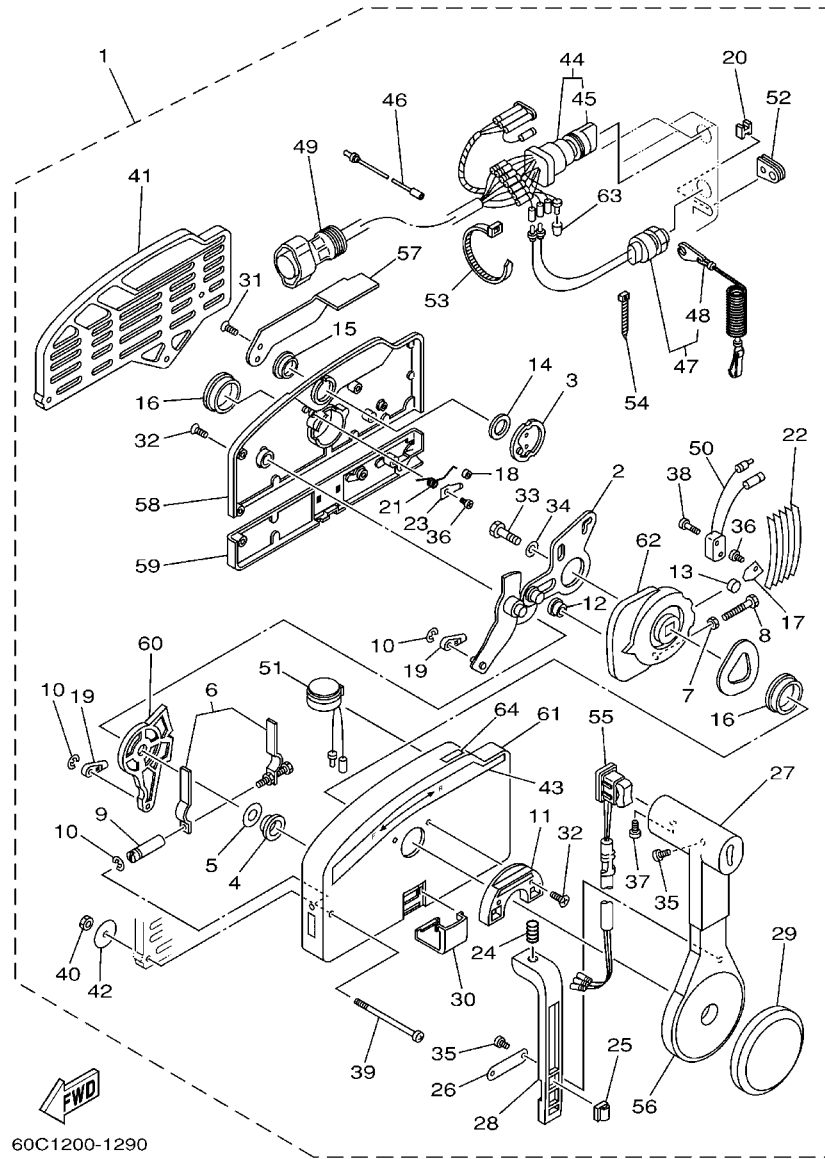


FIG. 28 REMOTE CONTROL ASSY CONTROL REMOTO COMPL

REF. NO.	PART NO. CODIGO Nº	DESCRIPTION DESCRIPCION	66L5				REMARKS OBSERVACIONES
28	703-48223-00	.LOCK, NEUTRAL .CERRADURA NEUTRO	1				
29	703-48225-00	.COVER .CUBIERTA	1				
30	703-48219-00	.COVER, LEAD .CUBIERTA	1				
31	703-48281-00	.SCREW .TORNILLO 1	2				
32	703-48282-00	.SCREW .TORNILLO 2	7				
33	97380-08030	.BOLT .TORNILLO HEXAGONAL	1				
34	92990-08600	.WASHER, PLATE .ARANDELA PLANA	1				
35	98580-04010	.SCREW, PAN HEAD .TORNILLO DE CABEZA CRUZADA	3				
36	98580-04006	.SCREW, PAN HEAD .TORNILLO DE CABEZA CRUZADA	2				
37	98580-05010	.SCREW, PAN HEAD .TORNILLO DE CABEZA CRUZADA	1				
38	98580-03015	.SCREW, PAN HEAD .TORNILLO DE CABEZA CRUZADA	2				
39	703-48291-10	.SCREW (M6) .TORNILLO (M6)	3				
40	95380-06600	.NUT, HEXAGON .TUERCA	3				
41	703-48293-10	.SPACER, REMOTE CONTROL .ESPACIADOR	1				SINGLE SINGLE
42	701-48287-00	.WASHER .ARANDELA	3				
43	703-48215-00	.GRAPHIC .CALCOMANIA 1	1				
44	703-82510-12	.MAIN SWITCH ASSY .CONJUNTO DE LLAVE IGNICION	1				PRIME START PRIME START
45	676-82577-00	.CAP, KEY .TAPA	1				
46	703-82531-00	.WIRE, LEAD .CABLE CONDUCTOR	1				
47	688-82575-01	.ENGINE STOP SWITCH ASSY .INTERRUPTOR DE PARADA COMPL	1				
48	682-82556-00	.LANYARD, STOP SWITCH .RETENER	1				
49	688-8258A-20	.EXTENSION, WIRE HARNESS .EXTENSION, ARNES DE CABLES	1				L:5M (10P) L:5M (10P)
50	703-82540-00	.NEUTRAL SWITCH ASSY .INTERRUPTOR NEUTRAL COMPL	1				
51	703-83383-B0	.BUZZER .ZUMBADOR	1				
52	703-48284-00	.GROMMET .TAPON 1	1				
53	703-82591-00	.BAND .BANDA	1				
54	703-82592-00	.BAND .BANDA	1				

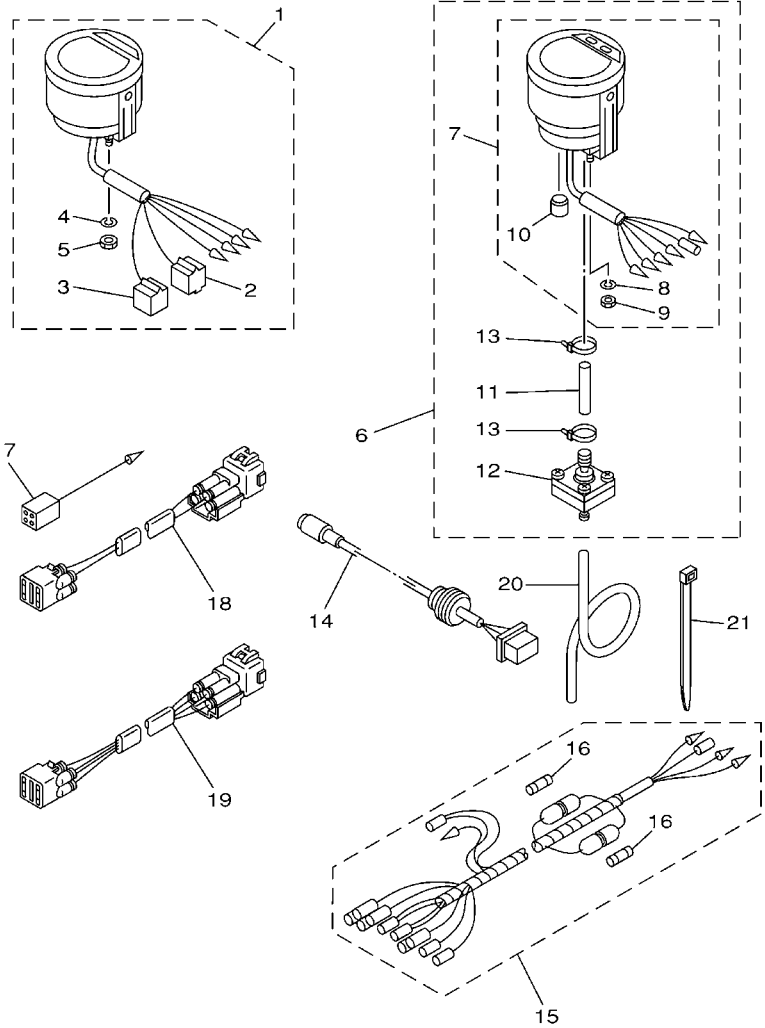


60C1200-1290

FIG. 28 REMOTE CONTROL ASSY

CONTROL REMOTO COMPL

REF. NO.	PART NO. CODIGO Nº	DESCRIPTION DESCRIPCION	65L5			REMARKS OBSERVACIONES
55	703-82563-02	.TRIM & TILT SWITCH ASSY .INTERRUPTOR DE INCLINACION	1			WITH PT/T SW. WITH PT/T SW.
56	703-48221-00	.LEVER, CONTROL .PALANCA CONTROL	1			
57	703-48152-00	.KNOB, FREE ACCEL. .PERILLA	1			
58	703-48212-00	.BACK PLATE 1 .PLACA TRASERA 1	1			
59	703-48213-00	.BACK PLATE 2 .PLACA TRASERA 2	1			
60	703-48271-00	.ARM, SHIFT .BRAZO CAMBIADOR	1			
61	703-48211-01	.HOUSING,1 .CAJA	1			
62	703-48232-00	.GEAR .ENGRANAJE 1	1			
63	703-82542-00	.CAP .TAPA	1			
64	703-48218-00	.GRAPHIC .CALCAMONIA	1			



65N0300-1250

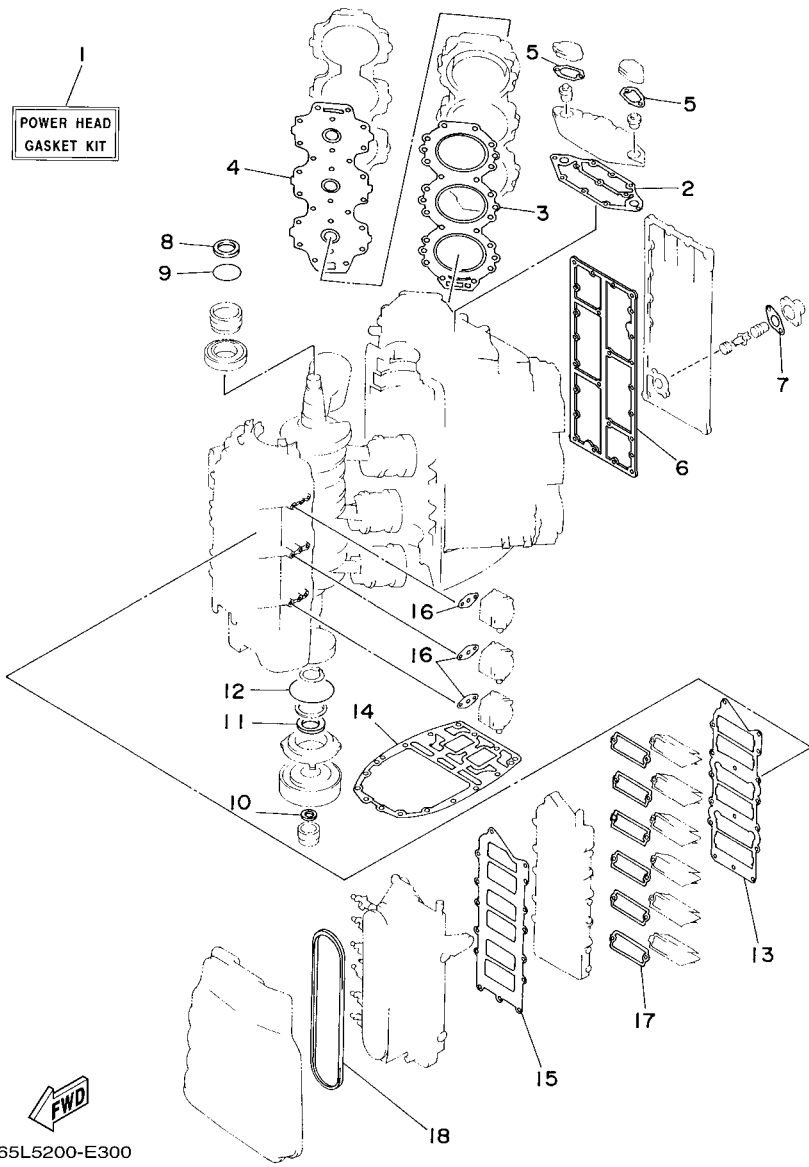
FIG. 29 METER

MEDIDOR

REF. NO.	PART NO. CODIGO Nº	DESCRIPTION DESCRIPCION	65L5				REMARKS OBSERVACIONES
1	6Y5-8350T-03	DIGITAL TACHOMETER ASSY TACOMETRO DIGGITAL COMPLETO	1				AP AP
2	9E450-04433	.CONNECTOR .CONECTOR	1				M-4-W M-4-W
3	9E450-04533	.CONNECTOR .CONECTOR	1				F-4-W F-4-W
4	92990-04100	.WASHER, SPRING ..ARANDELA PLANA	2				
5	95380-04600	.NUT ..TUERCA	2				
6	6Y5-83500-S5	DIGITAL SPEEDOMETER ASSY VELOCIMETRO DIGITAL COMPLETO	1				AP AP
7	6Y5-83570-S5	.SPEEDOMETER ASSY ..VELOCIMETRO COMPLETO	1				
8	92990-04100	..WASHER, SPRING ..ARANDELA PLANA	2				
9	95380-04600	..NUT ..TUERCA	2				
10	6Y5-83533-T2	..GROMMET ..ANILLO PROTECTOR	1				
11	6Y5-83557-31	.TUBE ..ENCHUFE DE ACEITE	1				
12	6Y5-83728-00	.CONNECTOR ASSY .CONEXION COMPLET	1				
13	90465-11M10	.CLAMP ..BRIDA	2				
14	6Y5-87122-S0	CORD ASSY 1 CABLE COMPLETA 1	1				AP AP
15	6Y5-83553-M0	WIRE, LEAD (L=2.5M) CABLE CONDUCTOR (L=2.5M)	1				AP AP AP
16	1E6-82151-00	.FUSE (10A) ..FUSIBLE (10A)	2				
17	6Y5-82117-00	WIRE, LEAD (BLACK) CABLE, CONDUCTOR (NEGRO)	1				AP AP
18	6R3-82521-70	WIRE, LEAD CABLE CONDUCTOR	1				AP 4P,7M AP 4P,7M
19	6R3-82553-70	EXTENSION, WIRE LEAD CABLE	1				AP 4P,7M AP 4P,7M
20	6Y5-83557-00	TUBE (6M) TUBO (6M)	1				AP AP
21	90465-11M10	CLAMP BRIDA	2				AP AP

FIG. 30 REPAIR KIT 1

ESTUCHE REPARATION 1

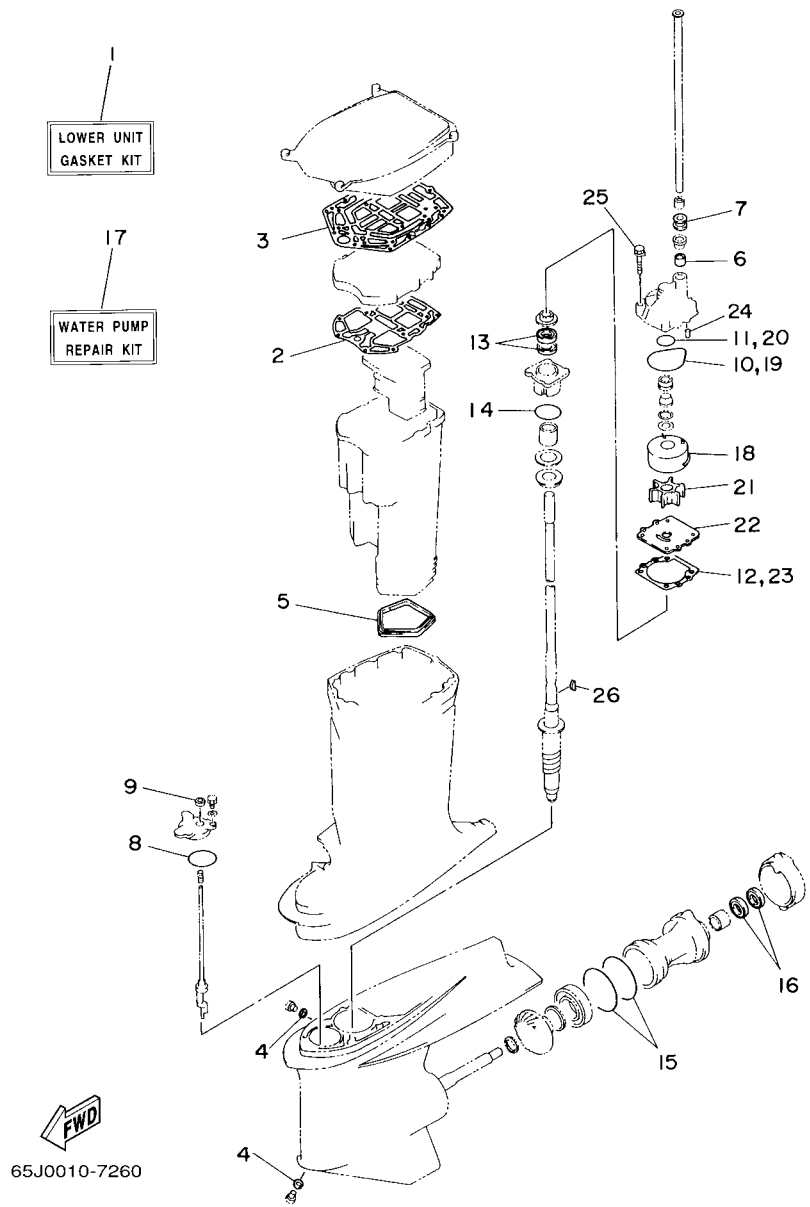


65L5200-E300

REF. NO.	PART NO. CODIGO Nº	DESCRIPTION DESCRIPCION	65L5				REMARKS OBSERVACIONES
1	65L-W0001-02	POWER HEAD GASKET KIT JUEGO DE EMPAQUE	1				
2	61A-11381-A0	.GASKET 1 .EMPAQUE 1	1				
3	69L-11181-00	.GASKET, CYLINDER HEAD 1 .JUNTA, DE CULATA 1	2				
4	61A-11193-A1	.GASKET, HEAD COVER 1 .EMPAQUE	2				
5	61A-12414-A0	.GASKET, COVER .EMPAQUE	2				
6	6S3-41112-00	.GASKET, EXHAUST INNER COVER .EMPAQUE	1				
7	6G5-11382-A1	.GASKET 2 .EMPAQUE 2	1				
8	93102-40M38	.OIL SEAL .SELLO ACEITE	1				
9	93210-54M54	.O-RING .ANILLO O	1				
10	93104-22M07	.OIL SEAL .SELLO ACEITE	1				
11	93102-40004	.OIL SEAL .SELLO ACEITE	1				
12	93210-81MA6	.O-RING .ANILLO O	1				
13	65L-13645-00	.GASKET, MANIFOLD 1 .EMPAQUE	1				
14	61A-45113-A0	.GASKET, UPPER CASING .EMPAQUE	1				
15	65L-13646-00	.GASKET, MANIFOLD 2 .EMPAQ. DE MULTIPLE 2	1				
16	650-24431-A0	.GASKET, FUEL PUMP 1 .EMPAQUE BOMBA COMBUST 1	3				
17	61A-13621-A0	.GASKET, VALVE SEAT .JUNTA, DE VALV.DE EMPAQUE	6				
18	65L-14483-00	.GASKET .EMPAQUE	1				

FIG. 31 REPAIR KIT 2

ESTUCHE REPARATION 2



65J0010-7260

REF. NO.	PART NO. CODIGO Nº	DESCRIPTION DESCRIPCION	65L5				REMARKS OBSERVACIONES
1	65L-W0001-C0	LOWER UNIT GASKET KIT JUEGO DE JUNTA UNIDAD INFERIOR	1				
2	6D0-41134-00	.GASKET, EXHAUST MANIFOLD .EMPAQUE	1				
3	61A-45114-A0	.GASKET, UPPER CASING .EMPAQUE	1				
4	90430-08020	.GASKET .JUNTA	2				
5	61A-45123-01	.GASKET, MUFFLER .EMPAQUE SILENCIADOR	1				
6	6E5-44365-00	.DAMPER, WATER SEAL .HULE DE SELLO DE AGUA	1				
7	6E5-44366-00	.DAMPER, WATER SEAL .GOMA DEL SELLO DE AGUA	1				
8	93210-64488	.O-RING .ANILLO O	1				
9	93106-09014	.OIL SEAL .SELLO ACEITE	1				
10	93210-86M38	.O-RING .ANILLO O	1				
11	93210-37160	.O-RING .ANILLO O	1				
12	6E5-44315-A0	.GASKET, WATER PUMP .EMPAQUE	1				
13	93101-28M16	.OIL SEAL .SELLO ACEITE	2				
14	93210-55M14	.O-RING .ANILLO O	1				
15	93211-04384	.O-RING .ANILLO O	2				
16	93101-30M17	.OIL SEAL .SELLO ACEITE	2				
17	61A-W0078-A3	WATER PUMP REPAIR KIT ESTUCHE REPARACION BOMBA AGUA	1				
18	61A-44322-02	.INSERT, CARTRIDGE .CARTUCHO	1				
19	93210-86M38	.O-RING .ANILLO O	1				
20	93210-37160	.O-RING .ANILLO O	1				
21	6E5-44352-01	.IMPELLER .IMPULSOR	1				
22	6G5-44323-00	.OUTER PLATE, CARTRIDGE .PLACA EXTERIOR DEL CARTUCHO	1				
23	6E5-44315-A0	.GASKET, WATER PUMP .EMPAQUE	1				
24	93606-12019	.PIN, DOWEL .PASADOR DE CLAVIJA	2				
25	90119-08M14	.BOLT, WITH WASHER .TORNILLO CON ARANDELA	4				
26	90280-04M05	.KEY, WOODRUFF .CUNA WOODRUFF	1				

NUMERICAL INDEX
INDICE NUMERICO

PART NO. CODIGO N°	REF. NO.	PART NO. CODIGO N°	REF. NO.	PART NO. CODIGO N°	REF. NO.	PART NO. CODIGO N°	REF. NO.	PART NO. CODIGO N°	REF. NO.	PART NO. CODIGO N°	REF. NO.
62J-11111-01-1S	4 - 1	61A-12414-A0	30 - 5	66K-13971-00	6 - 28	61A-15315-00	18 - 58	6E5-24413-01	10 - 38	61A-42613-01-4D	1 - 12
6E5-11119-01	2 - 31	60H-12416-00	4 - 19	67H-13972-00	6 - 30	61A-15359-00-94	3 - 14	6A0-24421-01	10 - 45	61A-42615-01	1 - 11
69L-11181-00	4 - 2	66M-12535-00	2 - 24	65L-13995-00	6 - 13	6A0-15789-00	20 - 26	6E5-24423-00	10 - 43	61A-42619-02	1 - 9
	30 - 3	6R3-12572-00	17 - 53	65L-13996-00	6 - 27	6S3-15789-00	20 - 25	648-24424-00	10 - 42	61A-42626-00	1 - 15
61A-11191-00-1S	4 - 5	61A-12576-00	4 - 25	65L-14125-00	5 - 8	61A-21708-20	9 - 19	650-24431-A0	10 - 50	61A-42627-02	1 - 10
61A-11193-A1	4 - 6	6R3-12580-00	17 - 54	65L-14147-00	5 - 32	6E5-21733-20	9 - 20		30 - 16	61A-42636-00	1 - 16
	30 - 4	6G5-12581-00	2 - 20	65L-14159-00	5 - 21	6E5-21734-01-33	9 - 35	6E5-24435-01	10 - 40	6R3-42647-00	1 - 2
62Y-11325-00	2 - 21	61A-13117-00	8 - 18	66K-14163-00	5 - 13	6E5-21746-00	9 - 37	6E5-24444-01	10 - 37	6R3-42662-00	1 - 5
6J8-11325-00	4 - 8	65L-13183-00	8 - 8	65L-1416A-00	5 - 25	61A-21750-00	9 - 1	65L-24461-00	5 - 50	61A-42677-S1	1 - 25
6H3-11327-00-1S	4 - 10	67H-13183-00	5 - 53	67H-14182-01	5 - 2	6E5-21770-03	9 - 21	61A-24469-00	10 - 16	61A-4267A-S1	1 - 26
66M-11327-00-94	2 - 23	65L-13200-02	8 - 1	65L-14194-00	5 - 20	6E5-21798-01-33	9 - 36	6E5-24471-01	10 - 39	61A-42681-S1	1 - 23
66M-11328-00	2 - 22	61A-13411-00	9 - 5	67H-14225-00	5 - 3	65L-2415E-60	17 - 58	65L-24486-00	5 - 16	61A-42682-S1	1 - 24
6H3-11328-00	4 - 9	6E5-13414-00	9 - 6	65L-14227-00	5 - 19	6YJ-24167-00	25 - 7	6E5-24486-00	10 - 49	65L-42683-S0	1 - 21
61A-11371-00-1S	2 - 33	61A-13416-00	8 - 6	66K-14239-00	5 - 11	66K-24169-00	5 - 44	66K-24489-00	5 - 35	65L-42686-T0	1 - 19
6H1-11372-00	22 - 24	6E5-13437-62	9 - 43	66K-14245-00	5 - 17	6YJ-24201-10	25 - 1	6E5-24492-00	10 - 48	65L-42687-S0	1 - 20
6G5-11372-00-1S	4 - 23	6E5-13448-00	9 - 2	66K-14255-00	5 - 10	646-24251-02	9 - 24	61A-24521-00	10 - 11	61A-42711-06-8D	17 - 1
650-11372-01	2 - 8	6R3-13471-00	8 - 3	66K-14271-00	5 - 26	6Y1-24260-12	25 - 3	65L-24531-01	10 - 12	61A-42716-00	17 - 39
6E5-11372-01	2 - 3	6L2-13475-00	8 - 4	65L-14274-00	5 - 33	6Y1-24268-00	25 - 6	60H-24558-00	10 - 18	61A-42717-00	17 - 40
6F6-11372-01	2 - 7	67H-13490-00	5 - 46	6A0-14325-00	10 - 46	6Y2-24305-06	25 - 13	65L-24560-00	10 - 10	61A-42724-00	18 - 59
	7 - 7	67H-13532-00	5 - 49	66K-14325-01	5 - 12	6Y2-24306-45	25 - 8	65L-24563-00	10 - 15	61A-42725-12	17 - 24
61A-11381-A0	2 - 35	67H-13533-00	5 - 51	65L-14334-00	6 - 6	61A-24311-00	10 - 56	61A-24564-00	10 - 13	6H4-42726-00	17 - 38
	30 - 2	67H-13534-00	5 - 52	65L-14397-00	5 - 36	65L-24311-00	10 - 52	65L-24564-00	10 - 17	688-42726-10	17 - 37
6G5-11382-A1	4 - 22	66K-13542-00	5 - 47	65L-14440-00	7 - 16	68F-24311-00	10 - 8	61A-24566-00	10 - 22	61A-42727-00	17 - 41
	30 - 7	67H-13544-00	5 - 48	65L-14483-00	7 - 17	61A-24313-00	10 - 5	65L-24576-00	5 - 41	61A-42738-02-5B	17 - 26
6D0-11411-00	3 - 1	65L-13573-00	6 - 12		30 - 18	6E5-24313-00	10 - 58	65L-24577-00	10 - 14	64D-42738-10-5B	17 - 27
61A-11447-00	3 - 2	65L-13610-01	7 - 1	624-14485-00	2 - 4	6E5-24315-00	10 - 31	66K-24579-00	5 - 42	61A-42741-01-8D	17 - 42
663-11518-01	2 - 10	61A-13621-A0	7 - 3	65L-14488-00	11 - 23	6G5-24315-00	10 - 33	65L-24592-00	5 - 43	6E5-42761-00-1S	2 - 43
61A-11536-00	3 - 8		30 - 17	65L-14523-00	6 - 7	6G5-24316-10	10 - 54	6YJ-24610-01	25 - 2	61A-42771-01-8D	17 - 43
61A-11537-00	8 - 16	65L-13624-01-1S	7 - 6	65L-14527-00	6 - 2	6G5-24317-01	10 - 28	6D0-2486D-00	5 - 56	6K7-42791-00	17 - 57
60V-11555-00	3 - 12	65L-13645-00	7 - 11	65L-14546-00	5 - 4	6E5-24319-01	9 - 25	61H-2819R-31	9 - 44	61A-42791-S0	22 - 2
61A-11586-01	3 - 11		30 - 13	66K-14548-01	5 - 6	6E5-24321-01	9 - 29	6S3-41112-00	4 - 15	61A-42792-S0	22 - 3
64D-11603-02	3 - 21	65L-13646-00	7 - 10	65L-14565-00	5 - 55	6E5-24322-00	9 - 22		30 - 6	6R3-42811-01	17 - 9
64D-11604-02	3 - 21		30 - 15		6 - 3	6E5-24323-00	9 - 15	61A-41113-00-1S	4 - 13	6R3-42811-10	17 - 13
64D-11605-02	3 - 21	67H-13751-00	6 - 1	65L-14573-00	6 - 25	6Y1-24329-00	25 - 5	61A-41131-02-5B	22 - 25	6R3-42813-00	17 - 16
69L-11631-00-85	3 - 20	65L-13761-00	6 - 14	65L-14578-00	6 - 8	6E5-24351-51	25 - 10	61A-41132-01-5B	22 - 28	6R3-42814-00	1 - 6
61A-11633-02	3 - 24	65L-13764-00	6 - 16	65L-14579-00	6 - 26	6Y2-24360-60	25 - 12	6D0-41134-00	22 - 29	61A-42815-01-8D	17 - 3
61A-11634-00	3 - 25	65L-13766-00	6 - 17	6D0-14592-00	6 - 33	65L-24375-00	5 - 39		31 - 2	6R3-42816-00	17 - 10
69L-11635-00	3 - 20	65L-13769-00	6 - 15	6K5-14592-00	6 - 4	66K-24376-00	5 - 34	61A-41137-14-94	22 - 18	6R3-42824-00	17 - 8
69L-11636-00	3 - 20	66K-13781-00	5 - 22	65L-14596-00	6 - 23	6R3-24377-00	10 - 3	65L-41213-00	18 - 16	6N7-42828-00	17 - 19
69L-11642-00-85	3 - 22	66K-13843-00	5 - 31	61A-14711-22-5B	22 - 32	650-24378-00	4 - 14	65L-41217-00	6 - 32	6R3-42828-00	17 - 20
69L-11645-00	3 - 22	66K-13844-00	5 - 23	6E5-14737-00	22 - 33	65L-24378-00	8 - 9	61A-41237-00	18 - 13	61A-42850-01	17 - 12
69L-11646-00	3 - 22	66K-13898-00	5 - 54	65L-14966-00	5 - 15	6E5-24378-00	10 - 30	682-41237-00	18 - 15	6R3-42850-10	17 - 11
61A-11650-00	3 - 26	67H-13898-00	6 - 10	66K-14980-00	5 - 1	6E5-24379-00	9 - 12	6H1-41237-00	8 - 23	61A-42850-20	17 - 14
6E5-12411-30	2 - 37	65L-13905-00	5 - 14	66K-14984-00	5 - 7	65L-24387-00	6 - 29	6R5-41237-00	8 - 20	69J-43111-01-8D	19 - 1
688-12412-00	2 - 38	66K-13906-00	5 - 9	66K-14985-00	5 - 5	65L-24397-00	5 - 40	65L-41241-10	8 - 21	69J-43112-01-8D	19 - 14
61A-12413-21-1S	2 - 39	67H-13907-00	5 - 18	65L-14992-00	5 - 37	6E5-24410-04	10 - 36	65L-41632-01	18 - 6	6E5-43126-02	19 - 41
61A-12413-31-1S	2 - 40	66K-13915-00	5 - 24	65L-14997-00	5 - 38	6E5-24411-01	10 - 41	69J-42510-00-8D	20 - 5	6R3-43131-00	19 - 19
61A-12414-A0	2 - 41	67H-13938-00	6 - 9	65L-15100-11-1S	2 - 2	6E5-24412-11	10 - 44	65L-42610-T0-4D	1 - 1	61A-43132-00	19 - 12

NUMERICAL INDEX
INDICE NUMERICO

PART NO. CODIGO N°	REF. NO.	PART NO. CODIGO N°	REF. NO.	PART NO. CODIGO N°	REF. NO.	PART NO. CODIGO N°	REF. NO.	PART NO. CODIGO N°	REF. NO.	PART NO. CODIGO N°	REF. NO.
61A-43133-00	19 - 15	6H1-43856-10	21 - 47	6G5-44323-00	31 - 22	61A-45551-03	23 - 44	703-48211-01	28 - 61	61A-81807-00	16 - 10
6G5-43144-00	19 - 31	61A-4385H-00	21 - 42	6E5-44352-01	23 - 24	61A-45560-03	23 - 47	703-48212-00	28 - 58	61A-81809-00	16 - 4
6E5-43145-01	26 - 8	61A-43861-00	21 - 4		31 - 21	61A-45567-00	23 - 5	703-48213-00	28 - 59	6K7-81810-00	16 - 5
6G5-43148-00	19 - 36	6H1-43861-00	21 - 7	61A-44361-20	24 - 2	61A-45567-10	23 - 5	703-48215-00	28 - 43	6E5-81813-10	16 - 8
61A-43181-01	19 - 33	61A-43864-00	21 - 68	6E5-44365-00	23 - 22	61A-45567-20	23 - 5	703-48218-00	28 - 64	61A-81820-00	16 - 9
6G5-43185-02	19 - 34	6H1-43866-00	21 - 55		24 - 3	61A-45567-30	23 - 5	703-48219-00	28 - 30	61A-81822-00-94	16 - 19
61A-43311-21-8D	19 - 27	6H1-43867-00	21 - 56		31 - 6	61A-45567-40	23 - 5	703-48221-00	28 - 56	61A-81824-00	16 - 3
61A-43376-00	20 - 3	6H1-43869-00	21 - 22	663-44366-00	23 - 6	61A-45567-50	23 - 5	703-48222-00	28 - 27	6K7-81826-10	16 - 13
61A-43800-25-4D	21 - 1	6T4-4386J-00	21 - 77	6E5-44366-00	24 - 1	61A-45567-60	23 - 5	703-48223-00	28 - 28	65L-8182A-00	5 - 27
6T4-43802-03	21 - 54	61A-4386K-00	21 - 85		31 - 7	61A-45571-00	23 - 62	703-48225-00	28 - 29	6E5-8182A-10	16 - 16
61A-43804-01	21 - 87	61A-43871-00	21 - 5	6E5-44391-00	17 - 23	61A-45577-00	23 - 64	703-48226-00	28 - 26	65L-8182E-00	5 - 29
61A-43805-01	21 - 88	6H1-43872-00	21 - 8	61A-44511-00-94	20 - 34	61A-45577-10	23 - 64	703-48227-00	28 - 24	6E5-8182E-10	16 - 14
61A-43806-00	21 - 84	61A-43874-00	21 - 67	61A-44514-00-94	20 - 27	61A-45577-20	23 - 64	703-48232-00	28 - 62	65L-8182F-00	5 - 30
61A-43807-00	21 - 79	61A-43875-00	21 - 31	6G5-44526-00	19 - 3	61A-45577-30	23 - 64	703-48234-00	28 - 18	6E5-8182F-10	16 - 15
61A-43810-00	21 - 3	6H1-43875-00	21 - 35	68F-44533-00	2 - 45	61A-45577-40	23 - 64	703-48235-00	28 - 4	6K7-8182G-10	16 - 18
61A-43813-01	21 - 12	6T4-43875-01	21 - 61	61A-44551-01-8D	20 - 10	61A-45577-50	23 - 64	703-48236-00	28 - 16	65L-8182K-00	5 - 28
6H1-43814-00	21 - 11	61A-43875-10	21 - 69	61A-44552-01-94	20 - 21	61A-45577-60	23 - 64	703-48238-00	28 - 22	6E5-8182K-10	16 - 17
6H1-43816-00	21 - 53	61A-43876-00	21 - 72	61A-44553-01-8D	20 - 24	61A-45587-00	23 - 37	703-48243-00	28 - 15	61A-81830-00	16 - 12
6H1-43817-00	21 - 18	6T4-43876-00	21 - 38	61A-44555-01-94	20 - 13	61A-45587-10	23 - 37	703-48244-00	28 - 21	61A-81840-00	16 - 6
61A-43818-00	21 - 16	61A-43878-00	21 - 60	61A-44575-00	20 - 12	61A-45587-20	23 - 37	703-48245-00	28 - 11	61A-81850-01	16 - 2
61A-43820-10	21 - 66	61A-43880-02	21 - 76	61A-44511-22-8D	22 - 1	61A-45587-30	23 - 37	703-48246-00	28 - 23	61H-81857-00	16 - 11
61A-43821-00	21 - 63	61A-43881-01	21 - 91	61A-45113-A0	22 - 20	61A-45587-40	23 - 37	701-48248-00	28 - 13	6E5-81900-01	9 - 27
61A-43822-00	21 - 62	61A-43881-11	21 - 92		30 - 14	61A-45587-50	23 - 37	703-48252-00	28 - 12	65L-81915-00-94	13 - 8
61A-43828-00	21 - 21	61A-43884-01	21 - 81	61A-45114-A0	22 - 17	61A-45587-60	23 - 37	703-48261-01	28 - 2	65L-81916-00	13 - 12
6H1-43829-00	21 - 59	6T4-43885-00	21 - 80		31 - 3	69J-45611-00	23 - 48	703-48264-00	28 - 6	61A-81919-00	14 - 42
61A-4382A-00	21 - 75	61A-43887-00	21 - 89	663-45119-00	19 - 18	61A-45631-03	23 - 52	703-48265-00	28 - 9	65L-81919-00	14 - 41
61A-4382K-00	21 - 46	61A-43891-00	21 - 86	61A-45123-01	22 - 35	61A-45632-00	23 - 51	703-48268-00	28 - 5	6E5-81922-00	9 - 28
6T4-43830-00	21 - 45	6T4-43893-00	21 - 73		31 - 5	61A-45633-00	23 - 53	703-48271-00	28 - 60	61A-81941-00	14 - 14
6H1-43831-00	21 - 44	6T4-43895-00	21 - 51	61A-45155-00	22 - 4	61A-45634-01	23 - 50	703-48281-00	28 - 31	65L-81942-00	14 - 29
61A-43833-01	21 - 15	61A-4389H-00	21 - 9	61A-45214-10	24 - 10	61A-45635-00	23 - 55	703-48282-00	28 - 32	65L-81948-00	14 - 1
61A-43835-01	21 - 14	61A-44112-00	18 - 50	61A-45215-10	24 - 11	61A-45641-02	23 - 49	703-48284-00	28 - 52	61A-81949-00	14 - 12
61A-4383H-11	21 - 70	61A-44116-00	18 - 44	6G5-45251-02	19 - 2	6H1-45668-00	23 - 54	701-48287-00	28 - 42	61A-81949-10	14 - 11
61A-43840-01	21 - 2	682-44117-00	17 - 15	65J-45300-21-8D	23 - 1	6G5-45970-02-98	24 - 21	703-48291-10	28 - 39	61A-81950-00	14 - 7
6T4-43841-00	21 - 57	61A-44117-01-1S	18 - 22	61A-45301-10-8D	23 - 2	61A-45972-00-98	24 - 21	703-48293-10	28 - 41	65L-81950-01	14 - 34
6T4-43844-00	21 - 48	61A-44118-00-8D	18 - 42	6E5-45318-00	22 - 15	6G5-45972-02-98	24 - 21	6E5-48344-00	18 - 7	61A-81952-00	14 - 15
61A-43845-00	21 - 34	61A-44120-23	18 - 48	61A-45321-01	23 - 11	61A-45974-00-98	24 - 21	703-48345-01	28 - 19	61A-81960-02	14 - 20
61A-43847-00	21 - 37	61A-44121-00	18 - 36	61A-45331-00-94	23 - 34	6G5-45974-03-98	24 - 21	701-48350-10	27 - 2	69J-81972-01-1S	14 - 22
61A-43848-00	21 - 32	6E5-44122-00	18 - 37	61A-45332-02-94	23 - 60	66K-45974-B0	24 - 21	703-48358-00	28 - 20	69J-81975-A0	14 - 21
6T4-43849-00	21 - 41	61A-44138-00	18 - 60	688-45341-10	23 - 8	61A-45978-00-98	24 - 21	65L-48531-00	18 - 1	61A-82105-00	13 - 28
6H1-4384F-00	21 - 43	60V-44150-00	23 - 15	6E5-45344-00	23 - 40	6G5-45978-03-98	24 - 21	663-48538-00	18 - 2	61A-82117-00	14 - 33
6T4-4384G-00	21 - 49	61A-44176-00-1S	18 - 25	61A-45361-01-5B	23 - 70	6E5-45987-01	24 - 16	6E5-61350-02	26 - 1	6Y5-82117-00	29 - 17
61A-4384H-10	21 - 71	61A-44311-01	23 - 18	61A-45371-00	24 - 14	688-45997-01	24 - 17	6E5-61351-01	26 - 2	6G5-82119-00	14 - 13
61A-4384J-00	21 - 28	6E5-44312-00	23 - 23	61A-45375-00	24 - 9	703-48152-00	28 - 57	6E5-61355-00	26 - 5	61A-82147-20	19 - 30
61A-4384K-00	21 - 27	6E5-44315-A0	23 - 31	61A-45376-00-94	23 - 10	703-48153-00	28 - 3	6E5-81332-00	11 - 14	6E5-82148-00	19 - 9
61A-4384L-00	21 - 23		31 - 12	61A-45378-00	22 - 9	703-48189-00	28 - 17	61A-81337-01	11 - 17	6H1-82148-00	19 - 6
6T4-43851-00	21 - 24	61A-44322-02	23 - 19	61A-45501-20	23 - 43	703-48198-00	28 - 14	65L-81338-00-1S	11 - 18	6E5-82149-00	20 - 16
61A-43854-00	21 - 33		31 - 18	61A-45527-00	23 - 27	703-48205-A5	27 - 1	69L-81800-00	16 - 1	61A-82150-01	14 - 17
6T4-43855-00	21 - 50	6G5-44323-00	23 - 30	61A-45538-00	23 - 26		28 - 1	6K7-81801-10	16 - 7	1E6-82151-00	29 - 16

NUMERICAL INDEX
INDICE NUMERICO

PART NO. CODIGO N°	REF. NO.	PART NO. CODIGO N°	REF. NO.	PART NO. CODIGO N°	REF. NO.	PART NO. CODIGO N°	REF. NO.	PART NO. CODIGO N°	REF. NO.	PART NO. CODIGO N°	REF. NO.
61A-82151-00	14 - 18	6Y5-83557-31	29 - 11	90109-14003	20 - 31	90201-06M30	17 - 6	90386-90M90	18 - 55	90465-08M89	13 - 20
705-82151-00	13 - 19	6E9-83557-70	10 - 60	90109-14005	20 - 17	90201-06M31	18 - 17	90387-05M00	6 - 21	90465-11M10	8 - 7
61A-82153-00	14 - 19	6E5-83558-00	22 - 13	90119-06089	2 - 15	90201-08M54	17 - 34	90387-06119	9 - 9		9 - 14
61A-82154-01	14 - 31	6Y5-83570-S5	29 - 7	90119-06M10	23 - 14	90201-09M01	8 - 17		14 - 2		10 - 1
61A-82176-00	14 - 32	61A-83614-00	13 - 33	90119-06M17	22 - 10	90201-09M02	18 - 57	90387-06M03	12 - 3		13 - 25
6A0-82317-00	9 - 8	65L-83625-40	13 - 35	90119-06M28	12 - 4	90201-10M20	26 - 7	90387-06M29	18 - 18		17 - 56
	14 - 3	6A1-83625-41	11 - 24	90119-06M65	9 - 10	90201-12M05	19 - 47	90387-06M60	13 - 10		19 - 23
663-82317-01	11 - 22	61A-83672-02	20 - 1		13 - 9	90201-12M34	14 - 40	90387-08M09	18 - 28		22 - 14
6E3-82370-21	13 - 4	61A-83721-00	11 - 4		14 - 4	90201-13M01	19 - 46	90387-08M16	18 - 12		29 - 13
67H-82380-00	14 - 36	6Y5-83728-00	29 - 12	90119-06MA2	2 - 36	90201-15M58	20 - 18	90387-08M37	17 - 33	90465-11M52	12 - 18
67H-82507-00	5 - 45	65L-85370-00	13 - 5		4 - 24	90201-16M00	23 - 45	90387-10M02	19 - 38		13 - 26
703-82510-12	28 - 44	65L-85510-10	11 - 2	90119-06MA3	4 - 16	90201-16M01	20 - 28	90387-10M61	26 - 3	90465-13M11	9 - 3
61A-82519-00	12 - 21	61A-85525-00	12 - 11	90119-06MA5	2 - 42	90201-16M55	20 - 15	90430-08020	23 - 9	90465-13M18	4 - 26
6G0-82519-00	12 - 22	61A-85537-00	12 - 19		4 - 7	90201-22M01	23 - 28		31 - 4		13 - 27
6R3-82521-70	29 - 18	65L-85540-10	12 - 7	90119-08M14	23 - 33	90201-25M02	11 - 13	90430-14115	2 - 30	90465-13M30	17 - 25
61A-8252U-00	15 - 9	61A-85542-01-94	12 - 1		31 - 25	90201-26M03	3 - 29	90445-05M07	9 - 7	90467-08004	4 - 18
61A-82531-00	13 - 15	61A-85548-00	12 - 10	90119-08M22	17 - 36	90201-26M59	19 - 21	90445-07M02	8 - 13		14 - 28
703-82531-00	28 - 46	61A-85550-01	11 - 1	90119-08M74	22 - 36	90201-28M01	20 - 30	90445-07M03	7 - 8	90468-07M02	8 - 15
703-82540-00	28 - 50	61A-85570-00	13 - 1	90119-08M76	16 - 20	90201-31M00	23 - 63		8 - 14	90468-18008	18 - 8
703-82542-00	28 - 63	61A-85580-01	11 - 3	90119-08M77	16 - 21	90201-40M00	20 - 6	90445-07M11	2 - 12	90480-09M12	12 - 2
6R3-82553-70	29 - 19	6E5-85711-40	9 - 42	90119-08M78	22 - 8	90202-05088	8 - 25	90445-07M40	2 - 17	90480-10M23	6 - 22
682-82556-00	28 - 48	6E5-85720-05	9 - 33	90119-08M79	22 - 21	90202-06007	18 - 41	90445-07M44	2 - 16		13 - 11
61A-82560-10	15 - 8	6R3-85721-80	9 - 34	90119-08M99	4 - 4	90202-08M20	18 - 38		7 - 18	90480-20M05	4 - 21
61A-82563-00	13 - 31	61A-85730-01	9 - 4	90119-08MA3	2 - 32	90202-28M46	20 - 29	90445-07MA6	2 - 18	90480-22M81	17 - 32
703-82563-02	28 - 55	61A-85780-01	15 - 1	90119-08MA5	4 - 3	90202-32M19	20 - 14	90445-07MF0	22 - 12	90501-10M77	23 - 58
688-82575-01	28 - 47	61A-85790-00	15 - 2	90119-10MA2	24 - 8	90202-40M47	20 - 9	90445-09220	8 - 10	90501-11M10	23 - 17
676-82577-00	28 - 45	61A-85885-00	6 - 18	90152-05003	24 - 12	90206-10M04	18 - 19	90445-09224	14 - 27	90501-16M11	4 - 20
6E5-82587-00	13 - 32	65L-85886-00	14 - 38	90157-05107	21 - 78	90206-12M00	18 - 11	90445-09M25	4 - 17	90506-16003	19 - 40
6E5-82588-00	17 - 49	6K7-85886-01	6 - 19	90159-06M03	12 - 20	90206-13M10	17 - 5	90445-11M26	9 - 31	90508-20M31	18 - 31
61A-82588-01	18 - 33	61A-85895-00	15 - 5		13 - 13	90206-14086	21 - 82	90445-11M36	17 - 55	90560-12M01	26 - 4
688-8258A-20	28 - 49	6Y5-87122-S0	29 - 14	90159-06M16	7 - 19	90206-22M19	23 - 29	90445-12M04	9 - 13	91490-12012	8 - 24
65L-82590-20	13 - 18	61A-87149-00	14 - 6	90169-05M00	14 - 30	90249-06M19	19 - 37	90445-13M01	25 - 9	91490-20012	18 - 56
703-82591-00	28 - 53	65L-W0001-02	30 - 1		17 - 2	90280-04M05	23 - 25	90445-13M14	10 - 55	91490-40030	24 - 20
703-82592-00	28 - 54	65L-W0001-C0	31 - 1	90170-12M36	14 - 39		31 - 26	90445-13M17	10 - 2	91609-10014	21 - 64
688-82594-00	17 - 52	65J-W0004-01	7 - 2	90170-16M19	23 - 46	90280-05015	11 - 11	90445-13M35	25 - 11	91690-30010	18 - 3
6E5-82594-00	17 - 48	61A-W0070-S1	1 - 22	90170-24M22	11 - 12	90340-08002	23 - 7	90446-09M69	8 - 11	91690-30020	19 - 39
703-82594-00	28 - 25	61A-W0078-A3	31 - 17	90171-18M04	24 - 19	90340-14M00	2 - 29	90464-04M12	6 - 34	92901-04100	21 - 20
6R3-8259E-00	9 - 11	65M-W0090-12-1S	2 - 1	90179-06M24	1 - 14	90383-16M01	2 - 6	90464-09M47	15 - 7	92901-05100	21 - 26
61A-8259F-00	18 - 32	656-W2810-02	9 - 45		7 - 15	90384-06M07	2 - 5	90464-12M48	15 - 4	92903-06100	11 - 6
65L-8259M-00	13 - 23	90101-12M05	19 - 45	90183-02M03	23 - 57	90385-04M05	1 - 13	90464-13M34	9 - 18		18 - 52
65L-8259N-01	13 - 24	90105-06028	7 - 9	90183-05M02	22 - 34	90386-10M16	19 - 35		10 - 4	92903-06600	2 - 28
703-83383-B0	28 - 51	90105-08M48	23 - 68	90185-05002	24 - 13	90386-12069	18 - 27	90464-15M11	12 - 17		4 - 12
6Y5-83500-S5	29 - 6	90105-10M00	24 - 15	90185-09M01	26 - 6	90386-13M88	17 - 4	90464-18M46	11 - 21		7 - 13
6Y5-8350T-03	29 - 1	90105-10M62	2 - 13	90185-14M00	20 - 32	90386-18M14	19 - 43		14 - 10		11 - 7
6Y5-83533-T2	29 - 10	90105-10M75	2 - 14	90185-22M11	19 - 22		21 - 17	90464-19M45	13 - 14		12 - 6
6Y5-83553-M0	29 - 15	90109-06M40	8 - 5	90201-02M00	23 - 56	90386-18M63	19 - 42	90465-05M87	13 - 21		13 - 3
65L-83557-00	10 - 61	90109-06M50	17 - 7	90201-05552	6 - 5	90386-25M31	19 - 20	90465-06M86	2 - 34		14 - 9
6Y5-83557-00	29 - 20	90109-09001	3 - 27	90201-06068	10 - 21	90386-39M89	20 - 7		16 - 26		18 - 21

NUMERICAL INDEX
INDICE NUMERICO

PART NO. CODIGO Nº	REF. NO.	PART NO. CODIGO Nº	REF. NO.	PART NO. CODIGO Nº	REF. NO.	PART NO. CODIGO Nº	REF. NO.	PART NO. CODIGO Nº	REF. NO.	PART NO. CODIGO Nº	REF. NO.
92990-04100	29 - 4	93104-22M07	3 - 13	93420-36M01	22 - 16	97095-05012	2 - 25	98501-04030	21 - 19		
92990-04600	1 - 17		30 - 10	93420-61M07	3 - 16	97095-06010	17 - 21	98501-05010	21 - 25		
92990-05600	7 - 5	93106-09014	23 - 13	93430-06024	28 - 10		19 - 7	98580-03015	28 - 38		
92990-06100	1 - 3		31 - 9	93501-04011	23 - 59		22 - 5	98580-04006	28 - 36		
92990-06600	9 - 39	93106-19N50	21 - 6	93501-08001	21 - 74	97095-06012	1 - 7	98580-04010	28 - 35		
92990-08200	18 - 10	93210-06001	21 - 40	93505-32038	21 - 30		12 - 23	98580-05010	28 - 37		
92990-08600	28 - 34	93210-064A5	21 - 29	93606-12019	22 - 11		13 - 16	98586-05016	25 - 4		
92990-10600	15 - 3	93210-07003	21 - 39		23 - 32		16 - 24	99001-08600	23 - 16		
92990-18200	24 - 18	93210-08287	25 - 14		31 - 24		17 - 30	9E450-04433	29 - 2		
92995-04100	18 - 35	93210-09165	18 - 49	93608-12063	2 - 11	97095-06014	10 - 23	9E450-04533	29 - 3		
92995-05100	11 - 9		21 - 58	93608-12M05	22 - 7	97095-06016	10 - 19				
92995-05600	2 - 26	93210-10M74	21 - 52		24 - 4		12 - 12				
	11 - 10	93210-16275	26 - 9	93700-06M01	18 - 26		17 - 17				
	13 - 7	93210-18397	21 - 36	93700-06M03	18 - 43		18 - 23				
92995-06100	3 - 19	93210-18MA9	8 - 19		19 - 17	97095-06020	3 - 18				
	10 - 20	93210-19M82	8 - 2	93700-09M00	23 - 69		17 - 46				
	12 - 13	93210-35321	20 - 8	94702-00309	4 - 27	97095-06025	19 - 4				
	18 - 46	93210-37160	23 - 21	95313-08600	18 - 54	97095-06030	17 - 44				
92995-06600	1 - 8		31 - 11	95380-03600	10 - 47		18 - 45				
	10 - 24	93210-54M54	3 - 5	95380-04600	29 - 5	97095-08016	16 - 22				
	11 - 16		30 - 9	95380-05600	8 - 22	97095-08020	18 - 4				
	12 - 14	93210-55M14	23 - 39		18 - 14		23 - 71				
	13 - 17		31 - 14		28 - 7	97095-08025	23 - 41				
	16 - 25	93210-64488	23 - 12	95380-06600	1 - 4	97095-08035	18 - 29				
	17 - 18		31 - 8		9 - 40		22 - 22				
	18 - 24	93210-72789	21 - 90		28 - 40	97095-08050	22 - 30				
	19 - 5	93210-81MA6	3 - 17	95380-12600	19 - 48	97095-10045	19 - 24				
	22 - 6		30 - 12	95380-14800	20 - 19		20 - 22				
92995-08100	18 - 5	93210-86M38	23 - 20	95670-06655	7 - 14		24 - 5				
92995-08200	18 - 30		31 - 10	95780-10300	20 - 4	97380-05025	28 - 8				
92995-08600	16 - 23	93211-04384	23 - 67	97013-06012	18 - 51	97380-08030	28 - 33				
	22 - 23		31 - 15	97013-06014	12 - 15	97595-06420	21 - 13				
	23 - 42	93300-60820	21 - 83		14 - 5	97595-06550	10 - 51				
92995-10100	19 - 25	93306-209U1	3 - 6	97013-06016	4 - 11	97780-40520	1 - 18				
	24 - 6	93306-210U0	23 - 61		12 - 5	97780-50612	14 - 16				
92995-10600	19 - 26	93306-308U0	3 - 9	97013-06020	2 - 27	97780-60625	14 - 35				
	20 - 23	93310-326V4	3 - 28		13 - 2	97880-05016	7 - 4				
	24 - 7	93310-84106	3 - 30	97013-06025	11 - 19	97885-04016	18 - 34				
92995-14600	20 - 20	93310-959U0	3 - 7		12 - 8	97885-05010	13 - 6				
93101-28M16	23 - 35	93311-83280	23 - 3		14 - 23	97885-05012	15 - 6				
	31 - 13	93311-940V0	3 - 3	97013-06030	14 - 8	97885-05030	11 - 8				
93101-30M17	23 - 66	93315-43061	23 - 65		18 - 20	97885-06008	18 - 61				
	31 - 16	93317-330U2	23 - 36	97013-06035	11 - 5	97885-06010	11 - 15				
93102-08414	21 - 94	93332-000W1	23 - 4	97013-06060	7 - 12		19 - 13				
93102-40004	3 - 15	93341-930U9	23 - 38	97013-08045	18 - 9	97885-06012	19 - 10				
	30 - 11	93410-18M02	19 - 44	97075-08035	17 - 35	97885-06016	20 - 2				
93102-40M38	3 - 4	93410-37M04	20 - 11	97080-06012	15 - 10	97985-05212	6 - 20				
	30 - 8	93410-40M03	3 - 10	97080-06100	9 - 38	97985-05330	6 - 24				