



# PARTS CATALOGUE CATALOGO DE REPUESTOS

## F250GET'14 (6DX4) FL250GET'14 (6DY4)



1N6DX-200S1

( )

2014/11/7

NEWS NO.	DATE	COMMENT
PE0-OM-140013	Sep.,22,2014	MOD:F(L)250G(6DX4/6DY4) FIG.3,4 LIST REVISION
PE0-OM-140032	Oct.,22,2014	MOD:F(L)250G FIG.3,4,5,7,18 LIST/ILLUSTRATION REVISION
PE0-OM-140039	Oct.,31,2014	COR:CRANKSHAFT & PISTON ILLUSTRATION CORRECTION

F250GET/FL250GET  
PARTS CATALOGUE  
©2014 by Yamaha Motor Co., Ltd.  
1st edition, July 2014  
All rights reserved.  
Any reprinting or unauthorized use  
without the written permission of  
Yamaha Motor Co., Ltd.  
is expressly prohibited.  
Printed in Japan.

F250GET/FL250GET  
CATALOGO DE REPUESTOS  
©2014 por Yamaha Motor Co., Ltd.  
1ª edición, julio 2014  
Todos los derechos reservados.  
Toda reproducción o uso no autorizado  
sin el consentimiento escrito de  
Yamaha Motor Co., Ltd.  
quedan expresamente prohibidos  
Impreso en Japón.

# FOREWORD

This Parts Catalogue is related to the parts for the model(s) on the cover page. When you are ordering replacement parts, please refer to this Parts Catalogue and quote both part numbers and part names correctly.

1. Modifications or additions which have been made after the issue of the Parts Catalogue will be announced in the Parts News.  
It is advisable that you make the necessary corrections to the Parts Catalogue according to the Parts News.

2. Abbreviations

The following abbreviations are used in this Parts Catalogue.

“UR” Use specified parts number.

“UN” Use as many as needed.

“AP” Alternate Parts

“LM” Locally Made (Parts need to be ordered locally)

“F#” Frame No. (Applicable machine No.)

“O/S” Over Size

3. The number of components for assembly

- Parts, which are to be supplied in an assembly, are listed with a dot (.) in front of the part name as shown below.
- The numeral appearing to the right of each component part indicates the quantity of parts for each assembly unit.

PART NO.	DESCRIPTION	Q'TY	REMARKS
2F5-83310-60	FRONT FLASHER LIGHT ASSY	2	
115-83311-60	.BULB (6V-18W)	1	

4. Applicable colours of graphics are represented in the “REMARKS” as shown below.

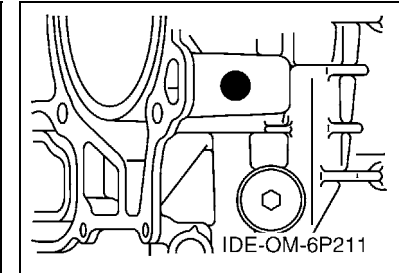
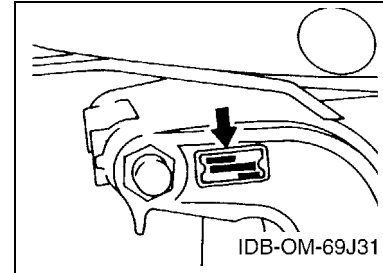
PART NO.	DESCRIPTION	Q'TY	REMARKS
2N4-24110-00-X5	FUEL TANK COMP.	2	MXR
3J1-24240-10	.GRAPHIC, FUEL TANK	1	FOR MXR

5. Note that the illustrations for reference in finding parts numbers are not to be used for assembling. When assembling, please use the applicable service manual.

6. The asterisk (\*) before a reference number indicates modified items after the first edition.

7. Applicable Serial No.

Engine Serial No.



8. Applicable Engine Starting Serial No.

Model	Serial No.	Model	Serial No.
F250G	6DX-1002557	FL250G	6DY-1001284

9. Applicable Colour Code

Abbreviation	Colour Name	Colour Code
DBN1	DARK BLUISH GRAY 1	008D

10. Quantity Column Information

Column No.	Name Of Q'ty Column	Applicable Model
1	6DX4	F250GET
2	6DY4	FL250GET

# PROLOGO

Este catálogo de repuestos corresponde a las piezas para el o los modelos que figuran en la página de portada. Al formular el pedido de repuestos, se ruega citar este catálogo y especificar correctamente el número y el nombre de las piezas.

- Las modificaciones y agregados que se hayan realizado después de la edición de este Catálogo de Repuestos, serán anunciados en las Informaciones de Recambios. Es recomendable que se hagan las correcciones necesarias en el Catálogo de Repuestos de acuerdo con las Informaciones de Recambios.

## 2. Abreviaciones

En este. Catálogo de Repuestos se emplean las siguientes abreviaciones.

“UR” Usar el número de partes especificado

“UN” Usar la cantidad necesaria

“AP” Piezas sustitutivas

“LM” Fabricación local (Hay que pedir los repuestos en las cercanías)

“F#” N° de bastidor (N° aplicable a la máquina)

“O/S” Sobredimensionado

## 3. La cantidad de componentes para el montaje

- Los componentes, suministrados como conjunto, se describen con un punto (.) que precede al nombre del parte como se indica a continuación.
- La numeración que aparece a la derecha de cada descripción indica la cantidad de partes por cada unidad de conjunto.

CODIGO N°	DESCRIPCION	CANT.	OBSERVACIONES
2F5-83310-60	ENSAMBLAJE DE LA LUZ	2	
115-83311-60	.BOMBILLA (6V-18W)	1	

## 4. Los colores de los componentes se indican como sigue en la columna de “OBSERVACIONES”.

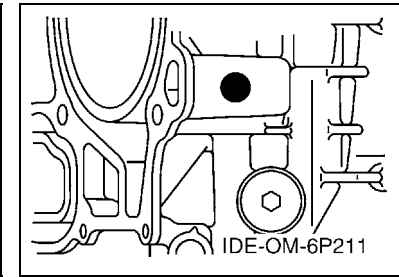
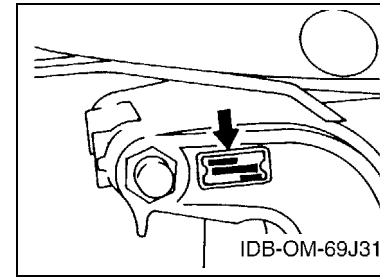
CODIGO N°	DESCRIPCION	CANT.	OBSERVACIONES
2N4-24110-00-X5	COMP. DEL TANQUE	2	MXR
3J1-24240-10	.GRAFICO, DEL TANQUE	1	PARA MXR

- Debe tenerse en cuenta que las ilustraciones sirven como guía para la búsqueda de los números de partes y no deben usarse para el montaje. Durante el montaje, se recomienda usar el manual de taller correspondiente.

- EL asterisco (\*) antes del número de referencia indica los elementos modificados después de la primera edición.

## 7. Números de serie

N° de Serie del motor



## 8. Números de serie del motor

Modelo	N° de serie	Modelo	N° de serie
F250G	6DX-1002557	FL250G	6DY-1001284

## 9. Códigos de color aplicables

Abreviatura	Nombre de color	Código de color
DBN1	DARK BLUISH GRAY 1	008D

## 10. Información para la columna de cantidades

Columna N°	Nombre de la columna de cantidades	Modelo aplicable
1	6DX4	F250GET
2	6DY4	FL250GET

# CONTENTS

SCHEDULED SERVICE PARTS .....	1
TOP COWLING .....	2
CYLINDER & CRANKCASE 1 .....	3
CRANKSHAFT & PISTON .....	6
CYLINDER & CRANKCASE 2 .....	7
CYLINDER & CRANKCASE 3 .....	9
VALVE .....	11
INTAKE 1 .....	14
INTAKE 2 .....	16
THROTTLE BODY ASSY 1 .....	18
THROTTLE BODY ASSY 2 .....	19
THROTTLE BODY ASSY 3 .....	20
FUEL INJECTION PUMP 1 .....	21
FUEL INJECTION PUMP 2 .....	23
FUEL 1 .....	24
FUEL 2 .....	25
GENERATOR .....	26
ELECTRICAL 1 .....	27
ELECTRICAL 2 .....	29
ELECTRICAL 3 .....	32
STARTING MOTOR .....	33
BOTTOM COWLING 1 .....	35
BOTTOM COWLING 2 .....	38
CONTROL .....	39
BRACKET 1 .....	41
BRACKET 2 .....	43
POWER TRIM & TILT ASSY 1 .....	45
POWER TRIM & TILT ASSY 2 .....	48
UPPER CASING .....	49
OIL PAN .....	52
LOWER CASING & DRIVE 1 .....	53
LOWER CASING & DRIVE 2 .....	57
LOWER CASING & DRIVE 3 .....	59
LOWER CASING & DRIVE 4 .....	63
STEERING GUIDE .....	65
REMOTE CONTROL BOX .....	66
REMOTE CONTROL ASSY 1 .....	67
REMOTE CONTROL ASSY 2 .....	70
REMOTE CONTROL ASSY 3 .....	73
SWITCH & PANEL .....	76
OPTIONAL PARTS 1 .....	77

OPTIONAL PARTS 2 .....	78
OPTIONAL PARTS 3 .....	79
OPTIONAL PARTS 4 .....	80
REPAIR KIT 1 .....	81
REPAIR KIT 2 .....	82

## INDEX

NUMERICAL INDEX .....	84
-----------------------	----

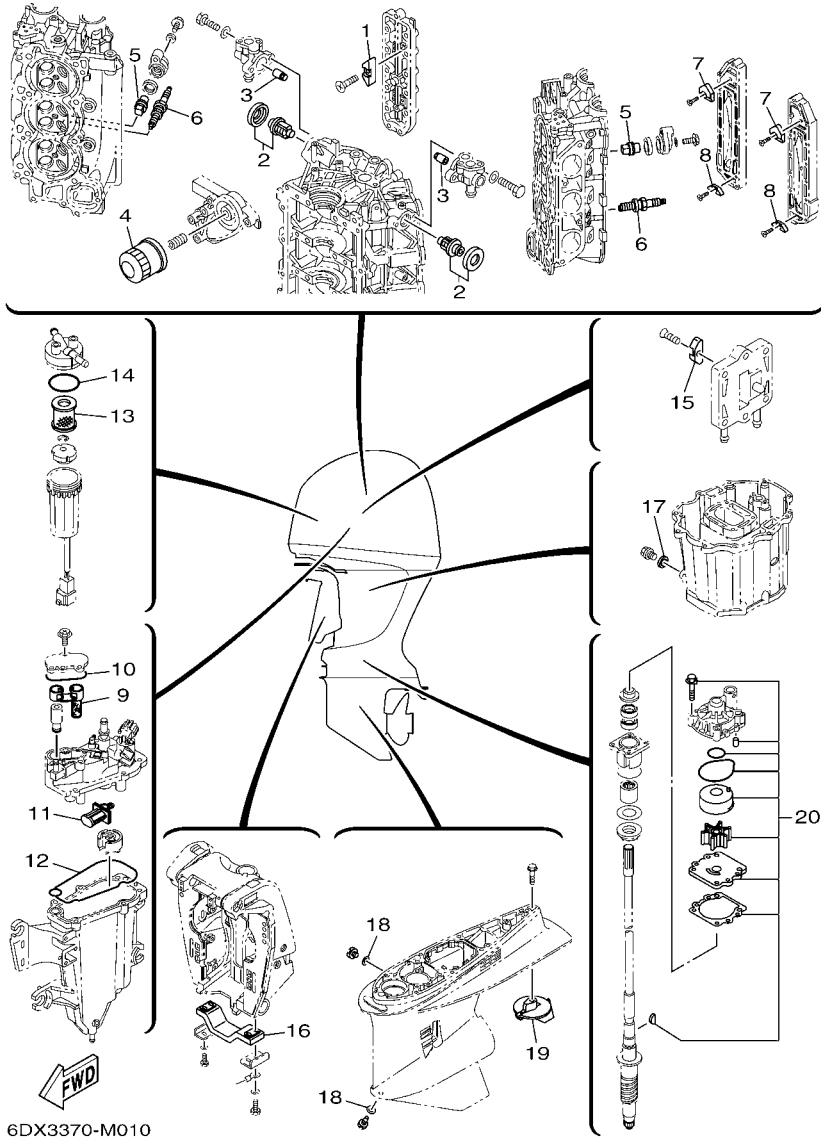
# CONTENIDO

PARTES DE REPUESTO TEMPORALES .....	1
SOPORTE SUPERIOR .....	2
CILINDRO & CARTER 1 .....	3
CIGUENAL & PISTON .....	6
CILINDRO & CARTER 2 .....	7
CILINDRO & CARTER 3 .....	9
VALVULA .....	11
ADMISION 1 .....	14
ADMISION 2 .....	16
CAJA DE ACELERADOR COMPL 1 .....	18
CAJA DE ACELERADOR COMPL 2 .....	19
CAJA DE ACELERADOR COMPL 3 .....	20
BOMBA DE INYECTOR 1 .....	21
BOMBA DE INYECTOR 2 .....	23
COMBUSTIBLE 1 .....	24
COMBUSTIBLE 2 .....	25
GENERADOR .....	26
EQUIPO ELECTRICO 1 .....	27
EQUIPO ELECTRICO 2 .....	29
EQUIPO ELECTRICO 3 .....	32
MOTOR DE ARRANQUE .....	33
CUBIERTA INFERIOR 1 .....	35
CUBIERTA INFERIOR 2 .....	38
CONTROL .....	39
SOPORTE 1 .....	41
SOPORTE 2 .....	43
COMPONER Y PODER VARILLA 1 .....	45
COMPONER Y PODER VARILLA 2 .....	48
FUNDA SUPERIOR .....	49
OIL PAN .....	52
IMPULSOR E INFERIOR 1 .....	53
IMPULSOR E INFERIOR 2 .....	57
IMPULSOR E INFERIOR 3 .....	59
IMPULSOR E INFERIOR 4 .....	63
DIRECCIONGUIAR .....	65
CONTROL REMOTO COMPLETO .....	66
CONTROL REMOTO COMPL 1 .....	67
CONTROL REMOTO COMPL 2 .....	70
CONTROL REMOTO COMPL 3 .....	73
PANEL DE INTERRUPTOR .....	76
PARTES OPCIONALES 1 .....	77

PARTES OPCIONALES 2 .....	78
PARTES OPCIONALES 3 .....	79
PARTES OPCIONALES 4 .....	80
ESTUCHE REPARATION 1 .....	81
ESTUCHE REPARATION 2 .....	82

## INDICE

INDICE NUMERICO .....	84
-----------------------	----



6DX3370-M010

FIG. 1 SCHEDULED SERVICE PARTS PARTES DE REPUESTO TEMPORALES

REF. NO.	PART NO. CODIGO Nº	DESCRIPTION DESCRIPCION	6DX4	6DY4	REMARKS OBSERVACIONES
1	6E5-11325-00	ANODE ANODO	4	4	
2	67F-12411-01	THERMOSTAT TERMOSTAT	2	2	
3	6P3-11325-00	ANODE ANODO	2	2	
4	69J-13440-03	ELEMENT ASSY, OIL CLEANER ELEMENTO FILTRO DE ACEITE	1	1	
5	67F-11325-01	ANODE ANODO	4	4	
6	94702-00400	PLUG, SPARK (NGK LFR6A-11) BUJIA (NGK LFR6A-11)	6	6	
7	6P2-11325-00	ANODE ANODO	2	2	
8	6E5-11325-00	ANODE ANODO	2	2	
9	6CB-24501-01	FILTER, FUEL FIELTRO	1	1	
10	6CB-13016-00	O-RING ANILLO O	1	1	
11	63P-13915-00	FILTER FILTRO	1	1	
12	6CB-14984-00	GASKET, FLOAT CHAMBER EMPAQUE CAMARA DE BOIA	1	1	
13	6P3-24563-01	ELEMENT, FILTER ELEMENTO DEL FILTRO	1	1	
14	6P3-24564-00	GASKET EMPAQUE	1	1	
15	6E5-11325-00	ANODE ANODO	1	1	
16	6G5-45251-02	ANODE CATODE	1	1	
17	90430-14M09	GASKET JUNTA	1	1	
18	90430-08020	GASKET JUNTA	2	2	
19	61A-45371-00	TAB-TRIM QUILLA ESTABILIZADOR	1	1	
20	6S1-W0078-00	WATER PUMP REPAIR KIT ESTUCHE REPARACION BOMBA AGUA	1	1	

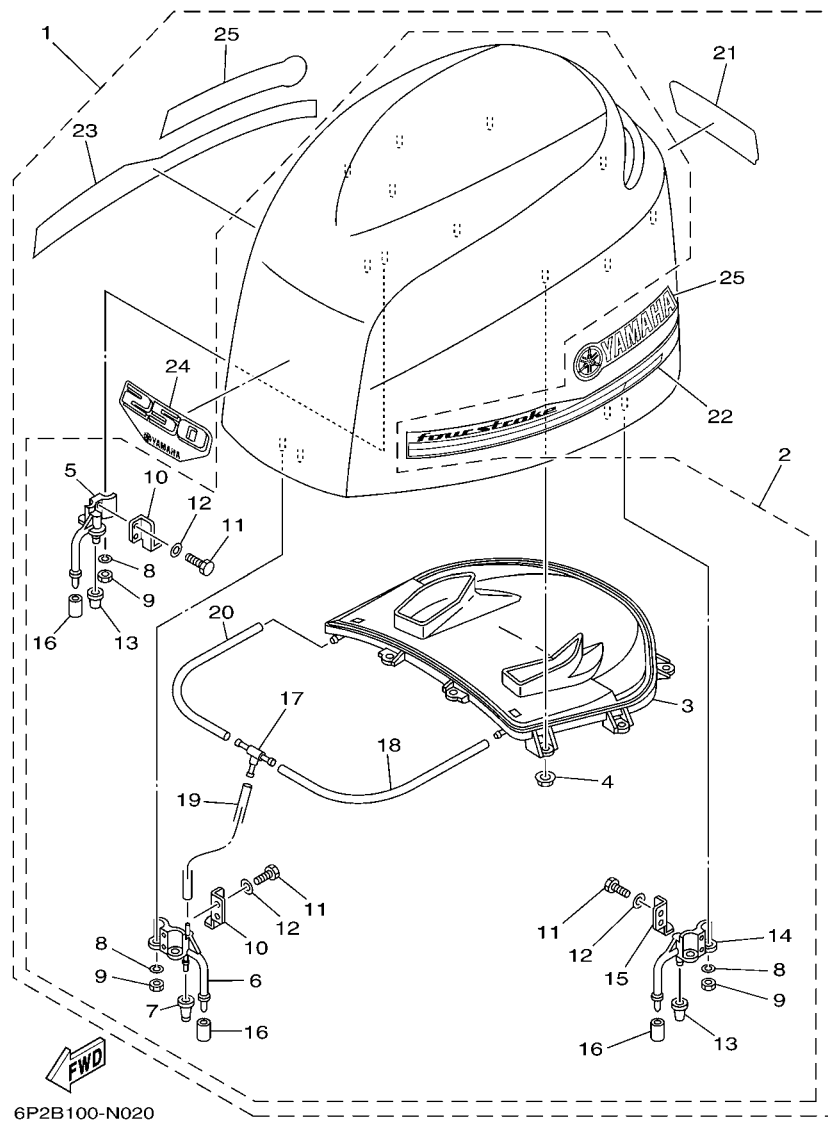


FIG. 2 TOP COWLING

SOPORTE SUPERIOR

REF. NO.	PART NO. CODIGO Nº	DESCRIPTION DESCRIPCION	6DX4	6DY4	REMARKS OBSERVACIONES
1	6P2-42610-30	TOP COWLING ASSY SOPORTE SUPERIOR COMPL.	1	1	
2	6P2-4261A-00	..TOP COWLING W/O GRAPHICS ..SOPORTE SUPERIOR SIN GRAFICOS	1	1	
3	6P2-42613-00	..MOLDING, AIR DUCT ..MOLDURA CONDUCTO AIRE	1	1	
4	90179-06M28	..NUT ..TUERCA	9	9	
5	68F-42647-01	..HOLDER, CLAMP BAND ..MORDAZA DE ABRAZADERA	1	1	
6	69J-42647-01	..HOLDER, CLAMP BAND ..MORDAZA DE ABRAZADERA	1	1	
7	69J-42663-00	..DAMPER ..AMORTIGUADOR 2	1	1	
8	92990-06100	..WASHER, SPRING ..ARANDELA PLANA	6	6	
9	95380-06600	..NUT, HEXAGON ..TUERCA	6	6	
10	60V-42651-01	..HOOK ..GANCHO	2	2	
11	97095-06016	..BOLT ..PERNO	6	6	
12	92995-06600	..WASHER ..ARANDELA	6	6	
13	68F-42663-00	..DAMPER ..AMORTIGUADOR 2	2	2	
14	68F-42648-01	..HOLDER, CLAMP BAND ..MORDAZA DE ABRAZADERA	1	1	
15	60V-42652-00	..HOOK ..GANCHO	1	1	
16	67F-13448-00	..CAP ..TAPA	3	3	
17	69J-24378-00	..PIPE, JOINT 3 ..TUBO DE UNION 3	1	1	
18	90445-11M27	..HOSE (L240) ..TUBO (L240)	1	1	
19	90445-11699	..HOSE (L500) ..TUBO (L500)	1	1	
20	90445-11182	..HOSE (L300) ..TUBO (L300)	1	1	
21	6P2-42678-20	..GRAPHIC, REAR ..CALCAMONIA TRASERA	1	1	
22	6AS-42675-00	..GRAPHIC, SIDE 1 ..CALCAMONIA LATERAL 1	1	1	
23	6AS-42676-00	..GRAPHIC, SIDE 2 ..CALCAMONIA LATERAL 2	1	1	
24	6P2-42677-20	..GRAPHIC, FRONT ..CALCAMONIA FRONTAL	1	1	
25	63P-42681-20	..MARK, COWLING ..MARCA DE CUBIERTA	2	2	



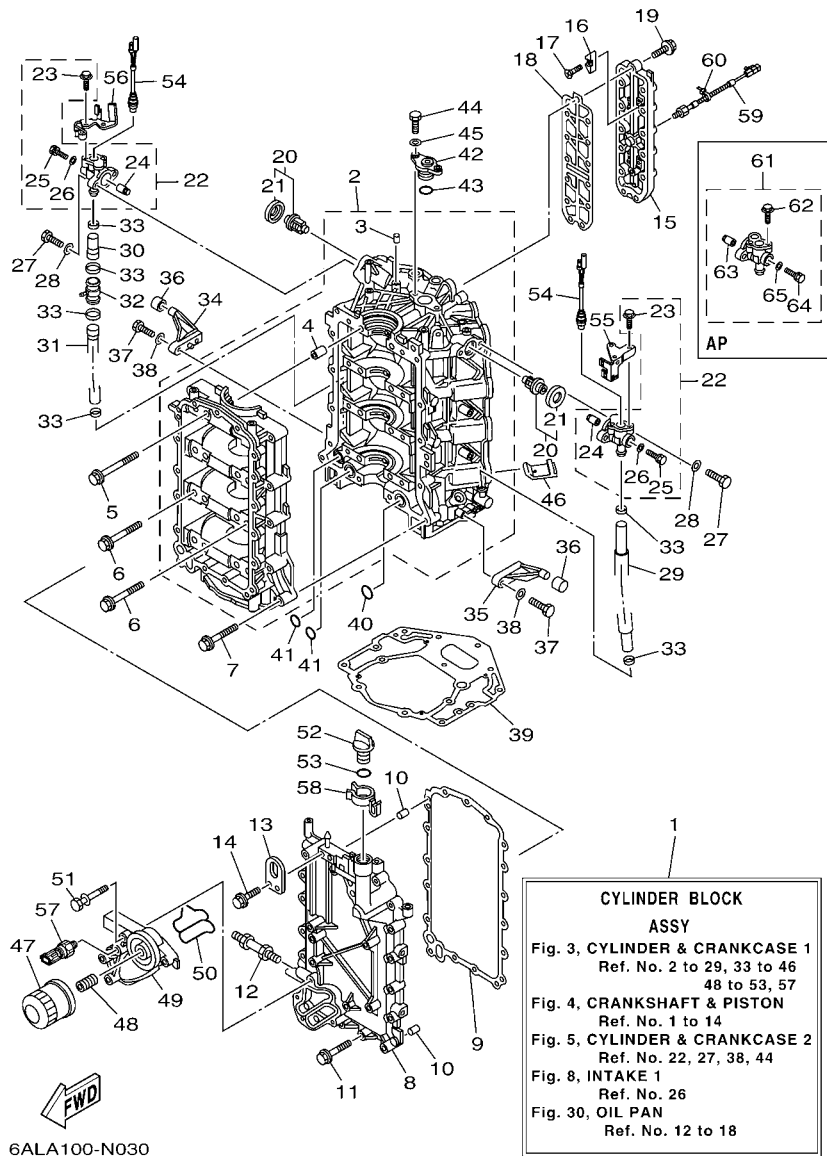
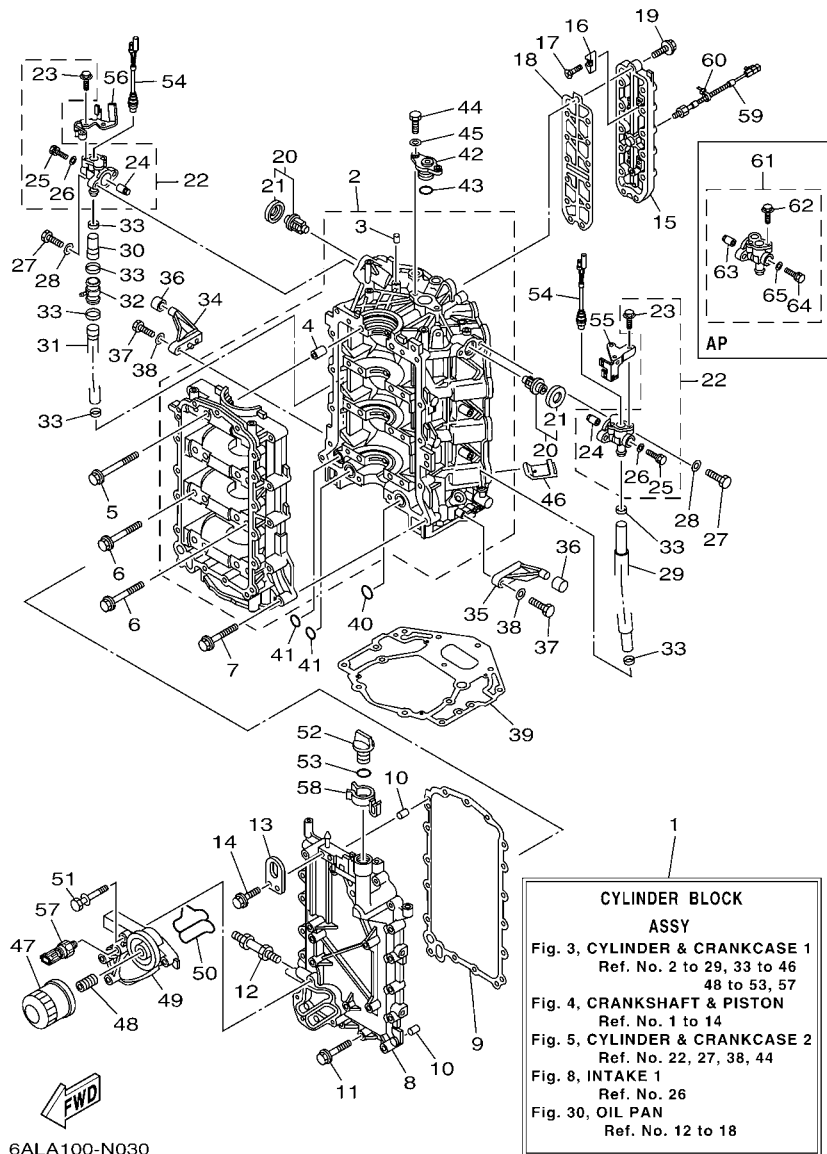


FIG. 3 CYLINDER & CRANKCASE 1 CILINDRO & CARTER 1

REF. NO.	PART NO. CODIGO Nº	DESCRIPTION DESCRIPCION	6DX4	6DY4	REMARKS OBSERVACIONES
1	6S1-W009B-10-9S	CYLINDER BLOCK ASSY CILINDRO BLOQUE COMPLETO	1	1	Go to P/N : PE0-OM-140013 Go to P/N : PE0-OM-140032
2	6P2-15100-10	CRANKCASE ASSY CARTER COMPLETO	1	1	
3	93606-12019	.PIN, DOWEL .PASADOR DE CLAVIJA	1	1	
4	91814-18002	.PIN, DOWEL .PASADOR DE CLAVIJA	8	8	
5	6P2-15187-00	BOLT PERNO	8	8	
6	6P2-15481-00	BOLT 1 PERNO 1	8	8	
7	90119-08M66	BOLT, WITH WASHER TORNILLO CON ARANDELA	13	13	
8	6P2-15411-01-9S	COVER, CRANKCASE 1 CUBIERTA DE CARTER 1	1	1	
9	69J-15451-00	GASKET, CRANKCASE COVER 1 EMPAQ DE CUBIERTA DE CARTER	1	1	
10	93606-12019	PIN, DOWEL PASADOR DE CLAVIJA	2	2	
11	90119-08009	BOLT, WITH WASHER TORNILLO CON ARANDELA	17	17	
12	90116-10027	BOLT, STUD ESPARRAGO	1	1	
13	69J-11119-00	HANGER, ENGINE SOPORTE DEL MOTOR	1	1	
14	90105-06M09	BOLT, FLANGE TORNILLO	2	2	
15	6P2-1131C-00-9S	COVER, JOINT CUBIERTA DE UNION	1	1	
16	6E5-11325-00	ANODE ANODO	4	4	
17	98780-04016	SCREW, FLAT HEAD TORNILLO CABEZA PLANA	4	4	
18	6P2-1131B-00	GASKET, COVER EMPAQUE DE CUBIERTA	1	1	
19	90119-06MA4	BOLT, WITH WASHER TORNILLO CON ARANDELA	13	13	
20	67F-12411-01	THERMOSTAT TERMOSTAT	2	2	
21	67F-12412-00	.SEAL, THERMOSTAT .SELLO TERMOSTATO	1	1	
22	6P2-1240H-00-9S	ANODE ASSY ANODO COMPLET	2	2	
23	90109-06M80	.BOLT .PERNO	2	2	
24	6P3-11325-00	.ANODE .ANODO	1	1	
25	90105-05012	.BOLT, FLANGE .TORNILLO	1	1	
26	90430-05002	.GASKET .JUNTA	1	1	
27	97095-06025	BOLT PERNO	4	4	



6ALA100-N030

FIG. 3 CYLINDER & CRANKCASE 1 CILINDRO & CARTER 1

REF. NO.	PART NO. CODIGO Nº	DESCRIPTION DESCRIPCION	6DX4	6DY4	REMARKS OBSERVACIONES
28	92995-06600	WASHER ARANDELA	4	4	
29	6P2-1243A-00	HOSE 1 TUBO 1	1	1	
30	6P2-1243E-00	HOSE 2 TUBO 2	1	1	
31	6P2-1243F-00	HOSE,3 MANGUERA 3	1	1	
32	6CE-24378-00	PIPE, JOINT 3 TUBO DE UNION 3	1	1	
33	90465-11M59	CLAMP BRIDA	6	6	
34	67F-42761-01	STOPPER RETEN 1	1	1	
35	6P2-42761-00	STOPPER RETEN 1	1	1	
36	68F-44533-01	DAMPER, UPPER MOUNT RUBBER AMORTIGUADOR SUPERIOR	2	2	
37	97095-06025	BOLT PERNO	4	4	
38	92995-06600	WASHER ARANDELA	4	4	
39	69J-11351-11	GASKET, CYLINDER JUNTA, DE CILINDRO	1	1	
40	93210-25552	O-RING ANILLO O	1	1	
41	93210-19MJ1	O-RING ANILLO O	2	2	
42	69J-11313-00	PLUG, BLIND TAPON CIEGO	1	1	
43	93210-25647	O-RING ANILLO O	1	1	
44	97095-06020	BOLT PERNO	2	2	
45	92995-06600	WASHER ARANDELA	2	2	
46	69J-14664-00	GROMMET, WATER SHUT TAPON	2	2	
47	69J-13440-03	ELEMENT ASSY, OIL CLEANER ELEMENTO, FILTRO DE ACEITE	1	1	
48	6S5-12858-00	BOLT, UNION PERNO DE UNION	1	1	
49	6P2-13446-00-9S	CONNECTOR CONECTOR	1	1	
50	6P2-13477-00	GASKET EMPAQUE	1	1	
51	90119-06025	BOLT, WITH WASHER TORNILLO CON ARANDELA	5	5	
52	6G8-15363-00	PLUG, OIL TAPON DE ACEITE	1	1	
53	93210-24M79	O-RING ANILLO O	1	1	
54	6P2-82560-01	THERMO SWITCH ASSY INTER. DE TERMO	2	2	

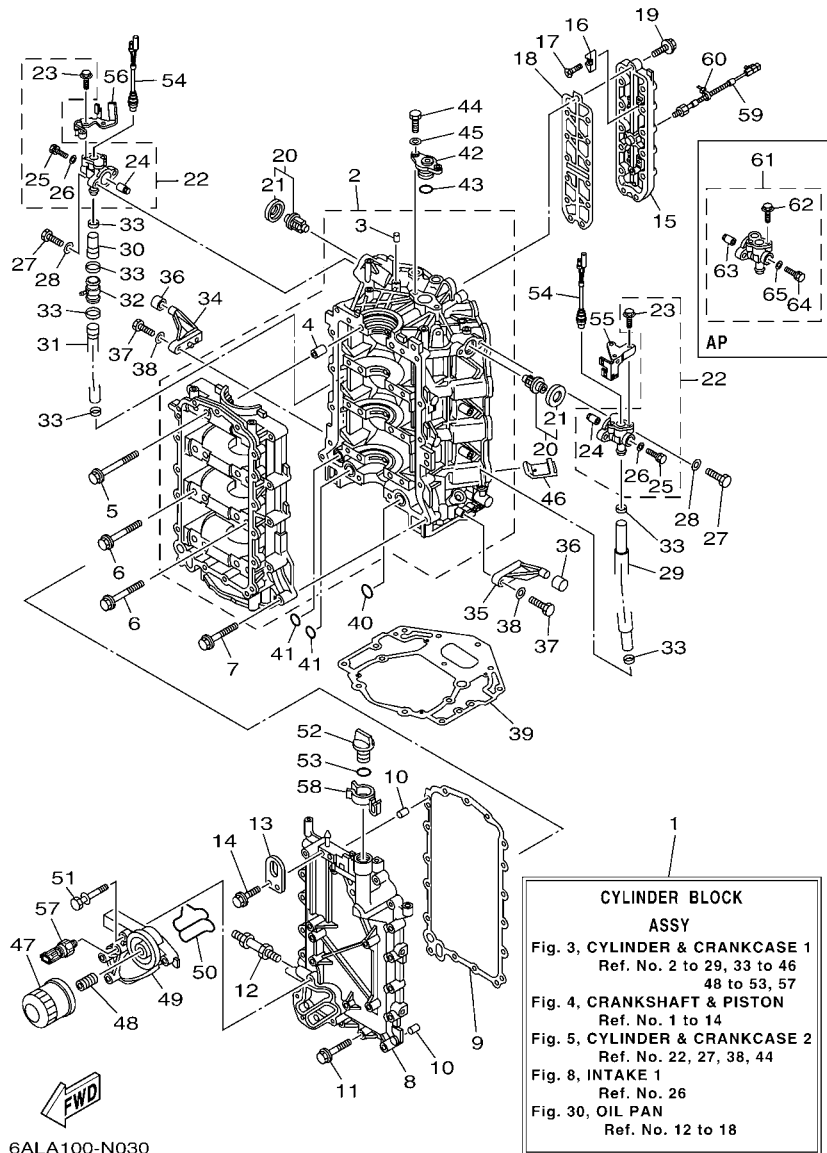


FIG. 3 CYLINDER & CRANKCASE 1 CILINDRO & CARTER 1

REF. NO.	PART NO. CODIGO Nº	DESCRIPTION DESCRIPCION	6DX4	6DY4	REMARKS OBSERVACIONES
55	6P2-82588-01	PLATE PLACA	1	1	
56	6P2-82389-00	PLATE 2 PLACA 2	1	1	
57	6AW-83651-00	SENDER, OIL PRESSURE TRASMISOR DE PRESION DE ACEITE	1	1	
58	6P2-83597-00	CLAMP GRAMPA	1	1	
59	6P2-85780-00	SENSOR, KNOCK CHOCAR SENSORIO	1	1	
60	90465-11M10	CLAMP BRIDA	1	1	
61	6P3-1240H-00-9S	ANODE ASSY ANODO COMPLET	1	1	AP AP
62	90109-06M80	.BOLT .PERNO	2	2	
63	6P3-11325-00	.ANODE .ANODO	1	1	
64	90105-05012	.BOLT, FLANGE .TORNILLO	1	1	
65	90430-05002	.GASKET .JUNTA	1	1	

# PARTS NEWS

News No. PE0-OM-140013

Date: 2014/8/22

Signature: S.Ishibashi

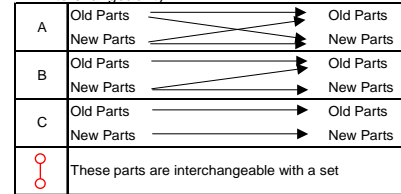
Cause  Revision Notice     Correction     Sales Unit Change     Others

Model	F250GET (6DX4) / FL250GET (6DY4)
Subject	PARTS CATALOGUE CORRECTIONS
CATALOGUE NO.	1N6DX-200S1
Time of YPEC Revisic Text, Illustration --> Sep./22/2014      PDF Replace --> Sep./22/2014 (YPEC = Yamaha Parts Electrical Catalogue = Website parts catalogue)	

### Applicable Engine Serial No.

MODEL NAME	MODEL CODE	Applicable Engine Serial No.
F250G	6DX4	6DX:1002630-
FL250G	6DY4	6DY:1001312-

\*1: Interchangeability




### LIST CORRECTION

#### FIG.3 CYLINDER & CRANKCASE 1

Ref. No.	OLD P/No.	NEW P/No.	PART NAME	Q'TY	*Interchangeability	
						REMARKS
1	6P2-W009B-10-9S	6S1-W009B-10-9S	CYLINDER BLOCK ASSY	1	B	*Part number revision

#### FIG.4 CRANKSHAFT & PISTON

Ref. No.	OLD P/No.	NEW P/No.	PART NAME	Q'TY	*Interchangeability	
						REMARKS
11	6P2-11631-10-93	6S1-11631-10-93	PISTON (STD)	6	 *Part number revision	
	6P2-11635-10	6S1-11635-10	PISTON (0.25MM O/S)	6		
12	63P-11603-01	6S1-11603-00	PISTON RING SET (STD)	6		
	63P-11604-00	6S1-11604-00	PISTON RING SET (0.25MM O/S)	6		

**B**

Thank you very much for your cooperation.

Parts  
Manager  
Check

Service  
Manager  
Check

Parts  
Manager  
File

YAMAHA MOTOR CO.,LTD  
 2500 Shingai Iwata Shizuoka 438-8501.Japan  
 Technical Publication Dept.

# PARTS NEWS

News No. PE0-OM-140032(1/3)

Date: 2014/10/22

Signature: S. Ishibashi

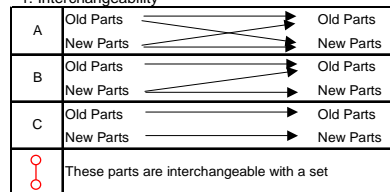
Cause :  Revision Notice     Correction     Sales Unit Change     Others

Model	F250GET (6DX4) / FL250GET (6DY4)
Subject	PARTS CATALOGUE CORRECTIONS
CATALOGUE NO.	1N6DX-200S1 / 1N6DX-415M1
Time of YPEC Revision	Text, Illustration --> Nov./21/2014
	PDF Replace --> Nov./21/2014
(YPEC = Yamaha Parts Electrical Catalogue = Website parts catalogue)	

### Applicable Engine Serial No.

MODEL NAME	MODEL CODE	Applicable Engine Serial No.
F250G	6DX4	6DX:1003057-
FL250G	6DY4	6DY:1001453-

\*1: Interchangeability



## FIG.3 CYLINDER & CRANKCASE 1

### LIST CORRECTION

Ref. No.	OLD P/No.	NEW P/No.	PART NAME	Q'TY	*Interchangeability	REMARKS
1	6S1-W009B-10-9S	6S1-W009B-11-9S	CYLINDER BLOCK ASSY	1	○	*Part number revision

## FIG.4 CRANKSHAFT & PISTON

### 1. LIST CORRECTION

6	6AW-11426-01	-	BEARING, THRUST 1	2		*Illustration correction
7	6AW-11427-01	-	BEARING, THRUST 2	2		
11	6S1-11631-10-93	6DX-11631-00-93	PISTON (STD)	- 3	○	*Part number revision
	6S1-11635-10	6DX-11635-00	PISTON (0.25MM O/S)	AP - 3	○	*Q'TY change
15	-	6DX-11642-00-93	PISTON (STD)	3	○	*Added Parts
	-	6DX-11645-00	PISTON (0.25MM O/S)	AP 3	○	

## FIG.18 ELECTRICAL 1

### LIST CORRECTION

2	6DX-8591A-03	6DX-8591A-10	ENGINE CONTROL UNIT ASSY	1	○ ○ ○	*Part number revision
---	--------------	--------------	--------------------------	---	-------	-----------------------

Parts Manager Check

Service Manager Check

Parts Manager File

YAMAHA MOTOR CO.,LTD  
2500 Shingai Iwata Shizuoka 438-8501.Japan  
Technical Publication Dept.

# PARTS NEWS

News No. PE0-OM-140032(2/3)

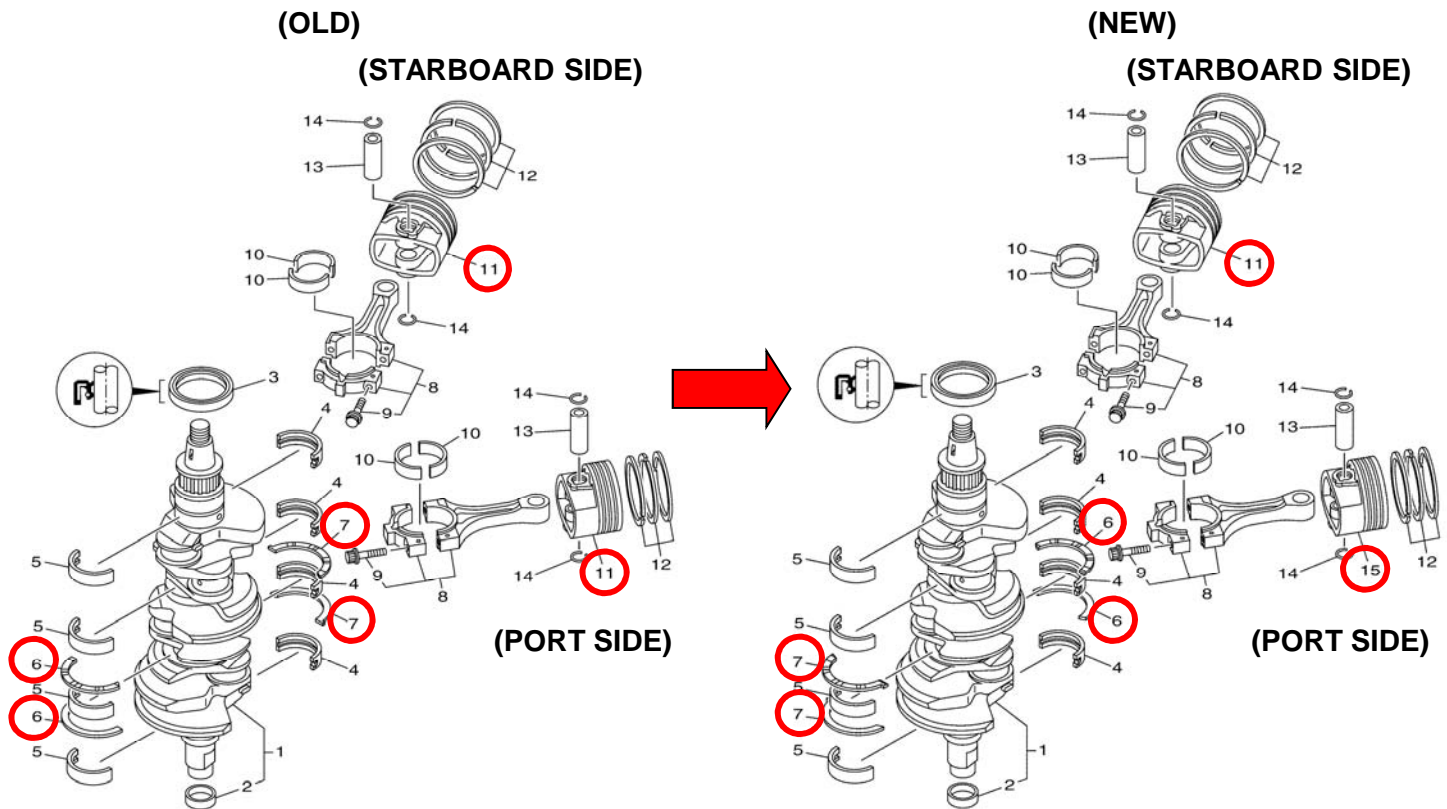
Date: 2014/10/22

Signature: S. Ishibashi

Cause :  Revision Notice     Correction     Sales Unit Change     Others

Model	F250GET (6DX4) / FL250GET (6DY4)	
Subject	PARTS CATALOGUE CORRECTIONS	
CATALOGUE NO.	1N6DX-200S1 / 1N6DX-415M1	
Time of YPEC Revision	Text, Illustration --> Nov./21/2014	PDF Replace --> Nov./21/2014
(YPEC = Yamaha Parts Electrical Catalogue = Website parts catalogue)		

## FIG.4 CRANKSHAFT & PISTON 2. ILLUSTRATION CORRECTION



## FIG.5 CYLINDER & CRANKCASE 2 LIST CORRECTION

Ref. No.	OLD P/No.	NEW P/No.	PART NAME	Q'TY	*Interchangeability	
						REMARKS
1	6P2-W009A-03-9S	<b>6P2-W009A-04-9S</b>	CYLINDER HEAD COMPLETE	1	<b>B</b>	<b>*Part number revision</b>
2	6P2-11110-10-9S	<b>6P2-11110-11-9S</b>	CYLINDER HEAD ASSY	1	<b>B</b>	
9	6P2-W009C-03-9S	<b>6P2-W009C-04-9S</b>	CYLINDER HEAD 2 COMPLETE	1	<b>B</b>	
10	6P2-11120-10-9S	<b>6P2-11120-11-9S</b>	CYLINDER HEAD ASSY 2	1	<b>B</b>	

Parts Manager Check

Service Manager Check

Parts Manager File

YAMAHA MOTOR CO.,LTD  
2500 Shingai Iwata Shizuoka 438-8501.Japan  
Technical Publication Dept.

# PARTS NEWS

News No. PE0-OM-140032(3/3)

Date: 2014/10/22

Signature: S. Ishibashi

Cause :  Revision Notice     Correction     Sales Unit Change     Others

Model	F250GET (6DX4) / FL250GET (6DY4)
Subject	PARTS CATALOGUE CORRECTIONS
CATALOGUE NO.	1N6DX-200S1 / 1N6DX-415M1
Time of YPEC Revision	Text, Illustration --> Nov./21/2014      PDF Replace --> Nov./21/2014 (YPEC = Yamaha Parts Electrical Catalogue = Website parts catalogue)

## FIG.7 VALVE LIST CORRECTION

Ref. No.	OLD P/No.	NEW P/No.	PART NAME	Q'TY	*Interchangeability	REMARKS
2	6P2-12121-10	<b>6DX-12121-00</b>	VALVE, EXHAUST	12	<b>B</b>	<b>*Part number revision</b>
9	6P2-12171-10	<b>6P2-12171-11</b>	CAMSHAFT 1	1	<b>B</b>	
11	6P2-12181-10	<b>6P2-12181-11</b>	CAMSHAFT 2	1	<b>B</b>	
13	6P2-12172-10	<b>6P2-12172-11</b>	CAMSHAFT 3	1	<b>B</b>	
15	6P2-12182-10	<b>6P2-12182-11</b>	CAMSHAFT 4	1	<b>B</b>	
24	6P2-46241-01	<b>6P2-46241-00</b>	BELT	1	<b>B</b>	

Thank you very much for your cooperation.

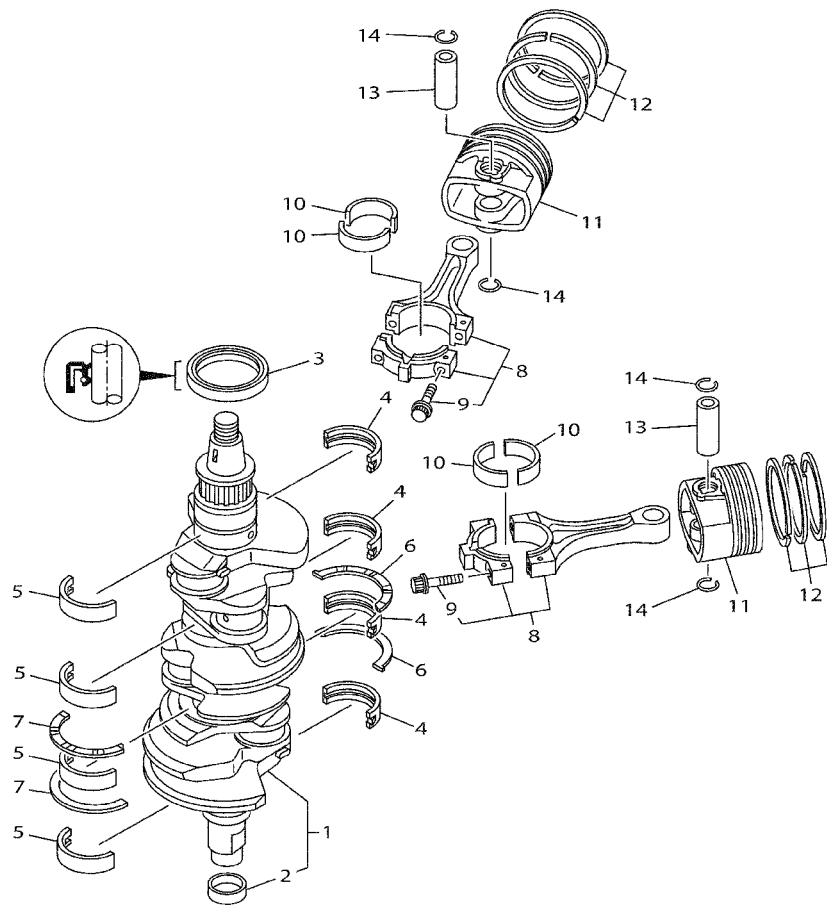
Parts  
Manager  
Check

Service  
Manager  
Check

Parts  
Manager  
File

YAMAHA MOTOR CO.,LTD  
2500 Shingai Iwata Shizuoka 438-8501.Japan  
Technical Publication Dept.





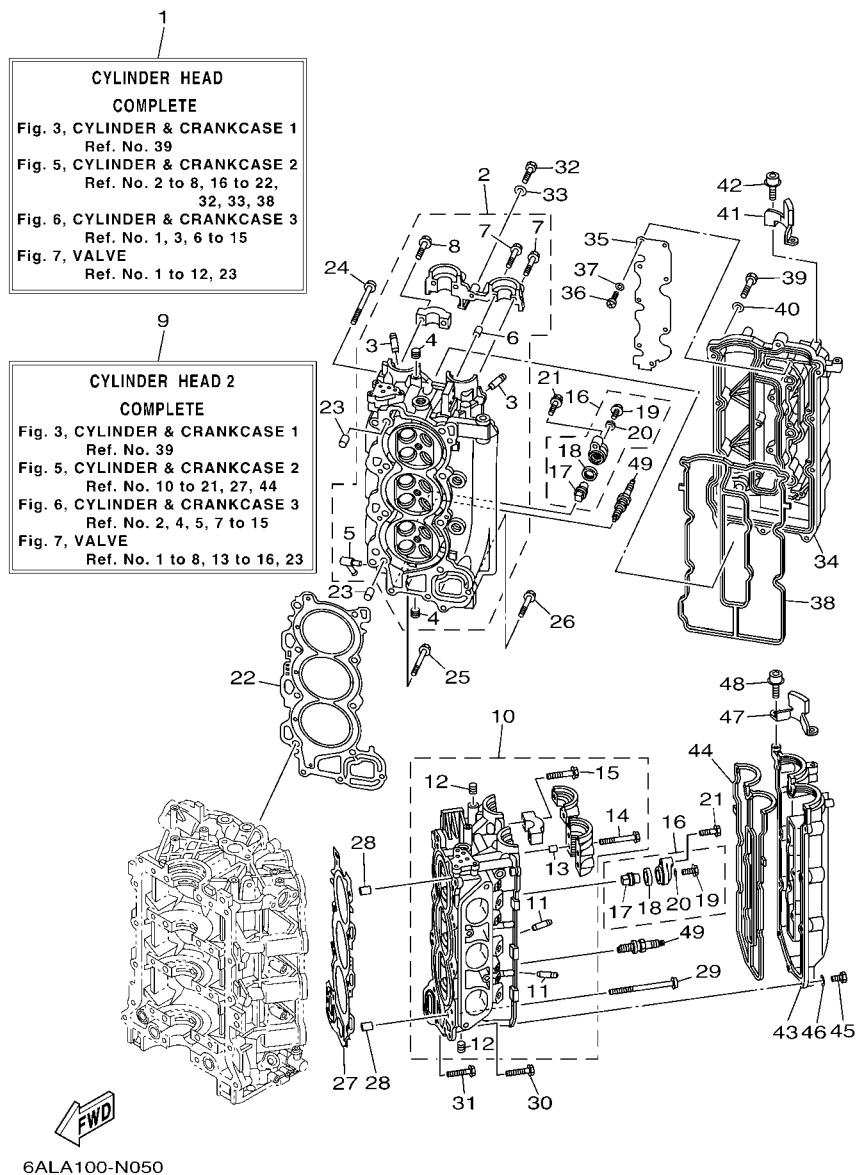
6ALA100-N041

FIG. 4 CRANKSHAFT & PISTON

CIGUENAL & PISTON

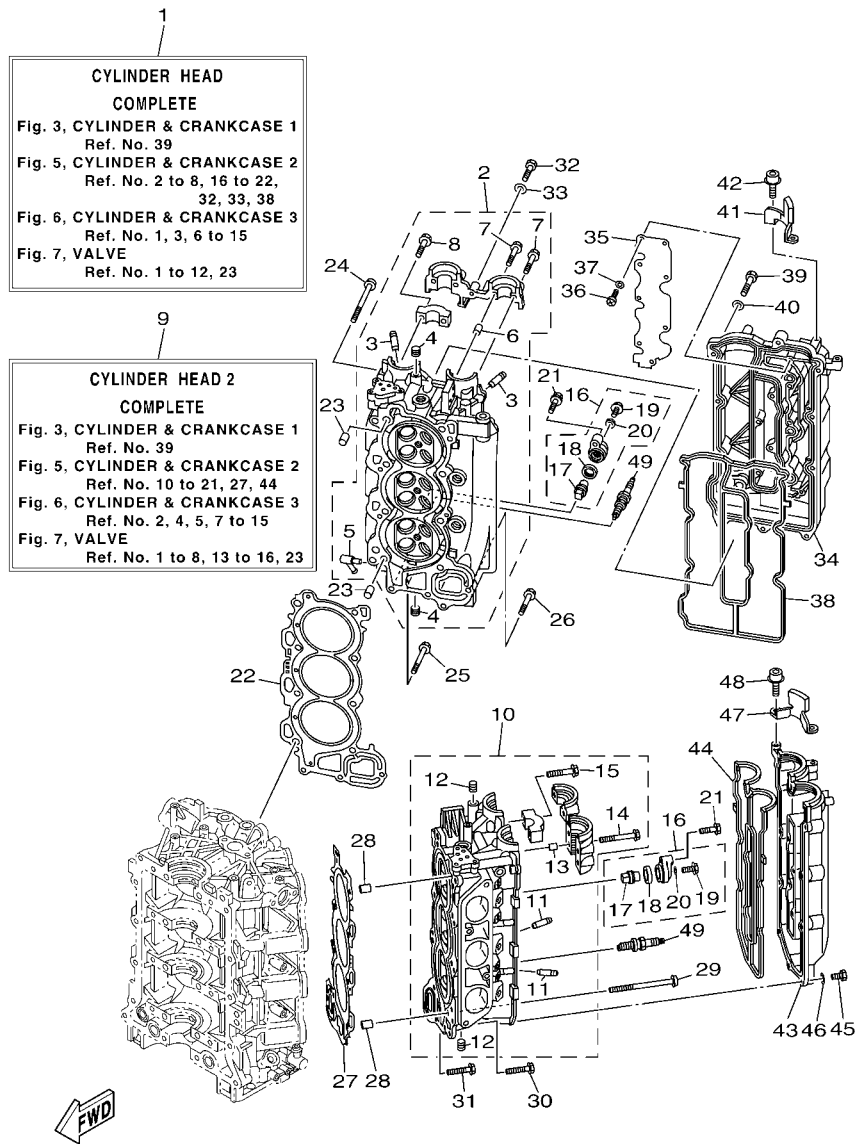
REF. NO.	PART NO. CODIGO Nº	DESCRIPTION DESCRIPCION	6DX4	6DY4	REMARKS OBSERVACIONES
1	6P2-11410-10	CRANKSHAFT CIGUENAL	1	1	
2	6CB-11478-00	.COLLAR .COLLAR	1	1	
3	93102-63004	OIL SEAL SELLO ACEITE	1	1	
4	6P2-11416-00	PLANE BEARING, CRANKSHAFT 1 COJINETE PLANO 1	4	4	UR YELLOW UR YELLOW
	6P2-11416-10	PLANE BEARING, CRANKSHAFT 1 COJINETE PLANO 1	4	4	UR GREEN UR GREEN
	6P2-11416-20	PLANE BEARING, CRANKSHAFT 1 COJINETE PLANO 1	4	4	UR BLUE UR BLUE
5	6P2-11417-00	PLANE BEARING, CRANKSHAFT 2 COJINETE PLANO 2	4	4	UR YELLOW UR YELLOW
	6P2-11417-10	PLANE BEARING, CRANKSHAFT 2 COJINETE PLANO 2	4	4	UR GREEN UR GREEN
	6P2-11417-20	PLANE BEARING, CRANKSHAFT 2 COJINETE PLANO 2	4	4	UR BLUE UR BLUE
6	6AW-11426-01	BEARING, THRUST 1 COJINETE DE EMPUJE 1	2	2	
7	6AW-11427-01	BEARING, THRUST 2 COJINETE DE EMPUJE 2	2	2	
8	6P2-11650-00	CONNECTING ROD ASSY BIELA COMPLETA	6	6	
9	63P-11654-10	.BOLT, CONNECTING ROD .TORNILLO DE BIELA	2	2	
10	6P2-11656-00	PLANE BEARING, CONNECTING ROD COJINETE PLANO	12	12	UR YELLOW UR YELLOW
	6P2-11656-10	PLANE BEARING, CONNECTING ROD COJINETE PLANO	12	12	UR GREEN UR GREEN
	6P2-11656-20	PLANE BEARING, CONNECTING ROD COJINETE PLANO	12	12	UR BLUE UR BLUE
11	6P2-11631-10-93	PISTON (STD) PISTON (NORMA)	6	6	Go to P/N : PE0-OM-140013
	6P2-11635-10	PISTON (0.25MM O/S) PISTON (0.25MM O/S)	6	6	Go to P/N : PE0-OM-140032 AP Go to P/N : PE0-OM-140013
12	63P-11603-01	PISTON RING SET (STD) JUEGO DE ANILLOS (NORMA)	6	6	AP Go to P/N : PE0-OM-140032 Go to P/N : PE0-OM-140013
	63P-11604-00	PISTON RING SET (0.25MM O/S) JUEGO DE ANILLOS (0.25MM O/S)	6	6	AP Go to P/N : PE0-OM-140013 AP
13	63P-11633-10	PIN, PISTON PASADOR, PISTON	6	6	
14	63P-11634-00	CLIP, PISTON PIN PRESILLA, BULON DE PISTON	12	12	





**FIG. 5 CYLINDER & CRANKCASE 2 CILINDRO & CARTER 2**

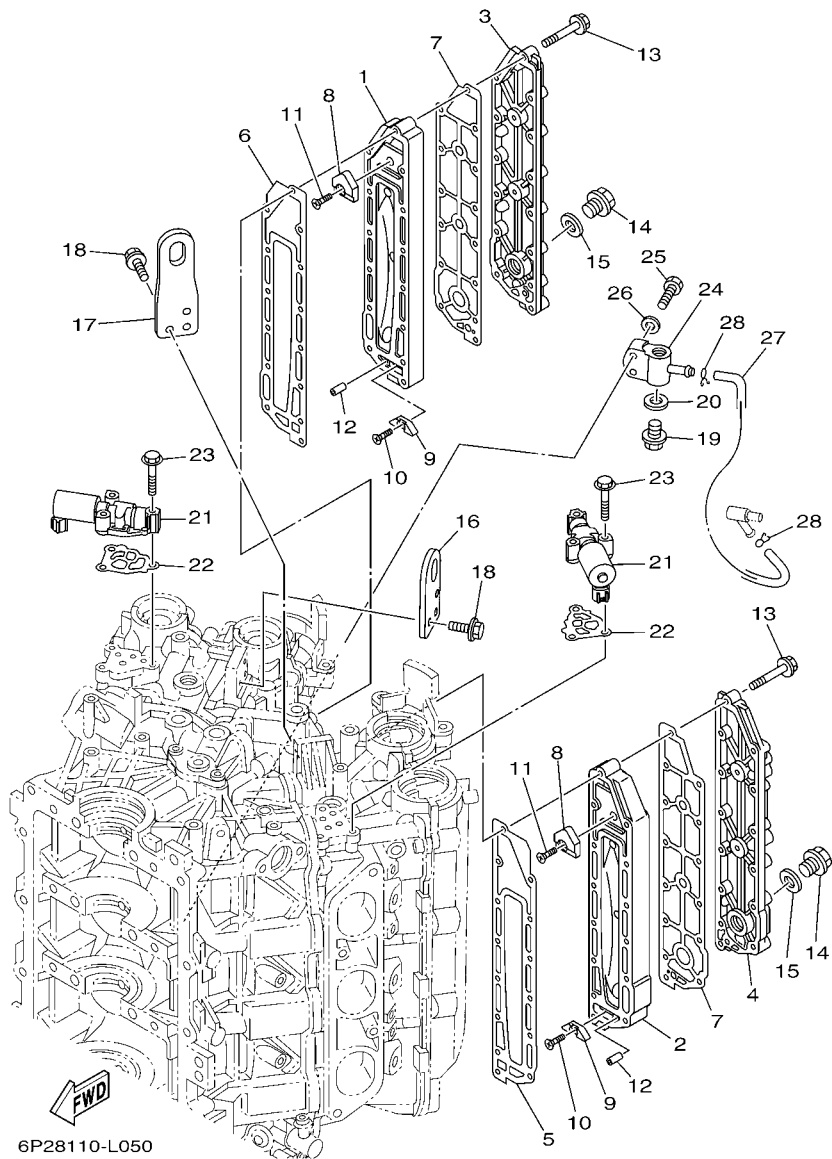
REF. NO.	PART NO. CODIGO Nº	DESCRIPTION DESCRIPCION	6DX4	6DY4	REMARKS OBSERVACIONES
1	6P2-W009A-03-9S	CYLINDER HEAD COMPLETE CILINDRO CULATA COMPLETO	1	1	Go to P/N : PE0-OM-140032
2	6P2-11110-10-9S	CYLINDER HEAD ASSY CULATA DE CILINDRO COMPLETA	1	1	Go to P/N : PE0-OM-140032
3	6S5-11133-10	.GUIDE, VALVE 1 .GUIA DE VALVULA 1	12	12	
4	90344-51019	.PLUG, TAPER SCREW .TAPON DE TORNILLO AHUSADO	7	7	
5	676-11372-00	.NIPPLE, HOSE .NIPLE DE MANGUERA	1	1	
6	91809-08006	.PIN, DOWEL .PASADOR DE CLAVIJA	2	2	
7	90119-07001	.BOLT, WITH WASHER .TORNILLO CON ARANDELA	4	4	
8	90119-07234	.BOLT, WITH WASHER .TORNILLO CON ARANDELA	14	14	
9	6P2-W009C-03-9S	CYLINDER HEAD 2 COMPLETE CULATA DE CILINDRO COMPL. 2	1	1	Go to P/N : PE0-OM-140032
10	6P2-11120-10-9S	CYLINDER HEAD ASSY 2 CULATA DE CILINDRO COMPL. 2	1	1	Go to P/N : PE0-OM-140032
11	6S5-11133-10	.GUIDE, VALVE 1 .GUIA DE VALVULA 1	12	12	
12	90344-51019	.PLUG, TAPER SCREW .TAPON DE TORNILLO AHUSADO	3	3	
13	91809-08006	.PIN, DOWEL .PASADOR DE CLAVIJA	4	4	
14	90119-07235	.BOLT/WASHER-CAM CAPS .TORNILLO CON ARANDELA	6	6	
15	90119-07234	.BOLT, WITH WASHER .TORNILLO CON ARANDELA	12	12	
16	69J-11301-00	ANODE COVER ASSY CONJUNTO CUBIERTA DE ANODO	4	4	
17	67F-11325-01	.ANODE .ANODO	1	1	
18	67F-11328-00	.GROMMET, ANODE .TAPON	1	1	
19	90105-06M07	.BOLT, FLANGE .TORNILLO	1	1	
20	90430-06M03	.GASKET .JUNTA	1	1	
21	97575-08540	BOLT, WITH WASHER PERNO CON ARANDELA	4	4	
22	6P2-11181-00	GASKET, CYLINDER HEAD 1 JUNTA, DE CULATA 1	1	1	
23	99530-14016	PIN, DOWEL PASADOR, DE ESPIGA	2	2	
24	90155-10004	SCREW, FLAT FILLISTER TORNILLO CABEZA PLANA RAN.	8	8	
25	90119-08M91	BOLT, WITH WASHER TORNILLO CON ARANDELA	2	2	
26	90119-08021	BOLT, WITH WASHER TORNILLO CON ARANDELA	1	1	
27	6P2-11182-00	GASKET, CYLINDER HEAD 2 EMPAQUE CULATA DE CILINDRO 2	1	1	



**FIG. 5 CYLINDER & CRANKCASE 2 CILINDRO & CARTER 2**

REF. NO.	PART NO. CODIGO Nº	DESCRIPTION DESCRIPCION	6DX4	6DY4	REMARKS OBSERVACIONES
28	99530-14016	PIN, DOWEL PASADOR, DE ESPIGA	2	2	
29	90155-10004	SCREW, FLAT FILLISTER TORNILLO CABEZA PLANA RAN.	8	8	
30	90119-08M91	BOLT, WITH WASHER TORNILLO CON ARANDELA	2	2	
31	90119-08021	BOLT, WITH WASHER TORNILLO CON ARANDELA	1	1	
32	97095-06030	BOLT PERNO	1	1	
33	92995-06600	WASHER ARANDELA	1	1	
34	6P2-11191-00-9S	COVER, CYLINDER HEAD 1 TAPA CULATA DE CILINDRO 1	1	1	
35	6P2-11135-00	PLATE, BREATHER 3 PLACA RESPIRADERO 3	1	1	
36	98507-04008	SCREW, PAN HEAD TORNILLO DE CABEZA CON PLANA	9	9	
37	92907-04600	WASHER ARANDELA	9	9	
38	6P2-11193-00	GASKET, HEAD COVER 1 EMPAQUE	1	1	
39	97095-06030	BOLT PERNO	14	14	
40	92995-06600	WASHER ARANDELA	14	14	
41	6P2-15142-00	GUIDE 1 GUIA 1.	1	1	
42	90110-06150	BOLT, HEXAGON SOCKET HEAD TORNILLO ALLEN	2	2	
43	6P2-11192-00-9S	COVER, CYLINDER HEAD 2 TAPA CULATA DE CILINDRO 2	1	1	
44	6P2-11194-00	GASKET, HEAD COVER 2 EMPAQUE DE TAPA DE CULATA 2	1	1	
45	97095-06030	BOLT PERNO	14	14	
46	92995-06600	WASHER ARANDELA	14	14	
47	6P2-15143-00	GUIDE GUIA	1	1	
48	90110-06150	BOLT, HEXAGON SOCKET HEAD TORNILLO ALLEN	2	2	
49	94702-00400	PLUG, SPARK (NGK LFR6A-11) BUJIA (NGK LFR6A-11)	6	6	

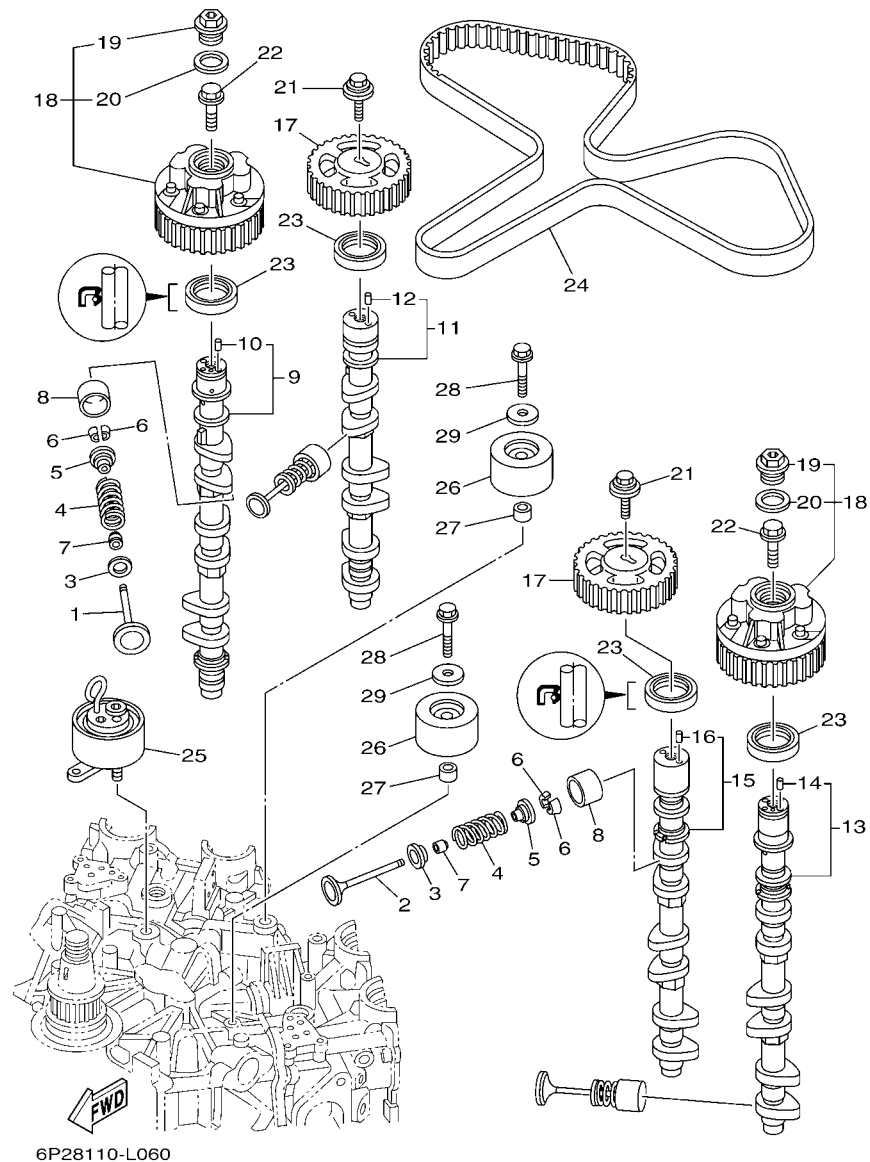
FIG. 6 CYLINDER & CRANKCASE 3 CILINDRO & CARTER 3



6P28110-L050

REF. NO.	PART NO. CODIGO Nº	DESCRIPTION DESCRIPCION	6DX4	6DY4	REMARKS OBSERVACIONES
1	69J-41111-01-9S	INNER COVER, EXHAUST CUBIERTA INTERIOR DE ESCAPE	1	1	
2	69J-41121-01-9S	INNER COVER, EXHAUST CUBIERTA INTERIOR DE ESCAPE	1	1	
3	69J-41113-02-9S	OUTER COVER, EXHAUST CUBOERTA EXTERIOR DE ESCAPE	1	1	
4	69J-41123-02-9S	OUTER COVER, EXHAUST CUBOERTA EXTERIOR DE ESCAPE	1	1	
5	6P2-41112-00	GASKET, EXHAUST INNER COVER EMPAQUE	1	1	
6	6P2-41122-00	GASKET, EXHAUST INNER COVER EMPAQUE	1	1	
7	6P2-41114-00	GASKET, EXHAUST OUTER COVER EMPAQUE	2	2	
8	6P2-11325-00	ANODE ANODO	2	2	
9	6E5-11325-00	ANODE ANODO	2	2	
10	98780-04016	SCREW, FLAT HEAD TORNILLO CABEZA PLANA	2	2	
11	90151-06M02	SCREW, COUNTERSUNK TORNILLO EMBUTIDO	2	2	
12	91690-40010	PIN, SPRING PASADOR DE RESORTE	2	2	
13	90119-06027	BOLT, WITH WASHER TORNILLO CON ARANDELA	28	28	
14	90340-18M09	PLUG, STRAIGHT SCREW TORNILLO, DE DRENAJE	2	2	
15	90430-18130	GASKET JUNTA	2	2	
16	6P2-11119-00	HANGER, ENGINE SOPORTE DEL MOTOR	1	1	
17	6P2-1111E-00	HANGER, ENGINE 2 MOTOR DE COLGADOR 2	1	1	
18	90105-06M09	BOLT, FLANGE TORNILLO	6	6	
19	90340-14M06	PLUG, STRAIGHT SCREW TORNILLO, DE DRENAJE	1	1	
20	90430-14115	GASKET JUNTA	1	1	
21	6CB-86120-00	SOLENOID VALVE ASSY VALVULA SOLENOIDE CONJ.	2	2	
22	6CB-1242F-00	GASKET, FILTER EMPAQUE DE FILTRO	2	2	
23	90105-06035	BOLT, FLANGE TORNILLO	6	6	
24	6P2-83652-00	CONNECTOR CONECTOR	1	1	
25	97095-06030	BOLT PERNO	2	2	
26	92995-06600	WASHER ARANDELA	2	2	
27	6H4-24311-00	PIPE, FUEL 1 TUBO DE COMBUSTIBLE 1	1	1	





6P28110-L060

FIG. 7 VALVE

VALVULA

REF. NO.	PART NO. CODIGO Nº	DESCRIPTION DESCRIPCION	6DX4	6DY4	REMARKS OBSERVACIONES
1	6P2-12111-10	VALVE, INTAKE VALVULA DE ADMISION	12	12	
2	6P2-12121-10	VALVE, EXHAUST VALVULA DE ESCAPE	12	12	Go to P/N : PE0-OM-140032
3	K0F-A3743-00	SEAT, VALVE SPRING ASIENTO RESORTE DE VALVULA	24	24	
4	6CB-12113-00	SPRING, VALVE INNER RESORTE VALVULA INTERNA	24	24	
5	K0F-A3741-00	RETAINER, VALVE SPRING RETEN RESORTE DE VALVULA	24	24	
6	K0F-A3742-00	LOCK, VALVE SPRING RETAINER SEGURO DE VALVULA	48	48	
7	51Y-12119-00	SEAL, VALVE STEM SELLO DE ACEITE VALVULA	24	24	
8	K0F-A3751-00	LIFTER, VALVE (3.000) LEVANTADOR DE VALVULA (3.000)	24	24	UR
	K0F-A3751-10	LIFTER, VALVE (3.025) LEVANTADOR DE VALVULA (3.025)	24	24	UR
	K0F-A3751-20	LIFTER, VALVE (3.050) LEVANTADOR DE VALVULA (3.050)	24	24	UR
	K0F-A3751-30	LIFTER, VALVE (3.075) LEVANTADOR DE VALVULA (3.075)	24	24	UR
	K0F-A3751-40	LIFTER, VALVE (3.100) LEVANTADOR DE VALVULA (3.100)	24	24	UR
	K0F-A3751-50	LIFTER, VALVE (3.122) LEVANTADOR DE VALVULA (3.122)	24	24	UR
	K0F-A3751-60	LIFTER, VALVE (3.142) LEVANTADOR DE VALVULA (3.142)	24	24	UR
	K0F-A3751-70	LIFTER, VALVE (3.162) LEVANTADOR DE VALVULA (3.162)	24	24	UR
	K0F-A3751-80	LIFTER, VALVE (3.182) LEVANTADOR DE VALVULA (3.182)	24	24	UR
	K0F-A3751-90	LIFTER, VALVE (3.202) LEVANTADOR DE VALVULA (3.202)	24	24	UR
	K0F-A3751-A0	LIFTER, VALVE (3.222) LEVANTADOR DE VALVULA (3.222)	24	24	UR
	K0F-A3751-B0	LIFTER, VALVE (3.242) LEVANTADOR DE VALVULA (3.242)	24	24	UR
	K0F-A3751-C0	LIFTER, VALVE (3.262) LEVANTADOR DE VALVULA (3.262)	24	24	UR
	K0F-A3751-D0	LIFTER, VALVE (3.282) LEVANTADOR DE VALVULA (3.282)	24	24	UR
	K0F-A3751-E0	LIFTER, VALVE (3.302) LEVANTADOR DE VALVULA (3.302)	24	24	UR
	K0F-A3751-F0	LIFTER, VALVE (3.322) LEVANTADOR DE VALVULA (3.322)	24	24	UR
	K0F-A3751-G0	LIFTER, VALVE (3.342) LEVANTADOR DE VALVULA (3.342)	24	24	UR
	K0F-A3751-H0	LIFTER, VALVE (3.362) LEVANTADOR DE VALVULA (3.362)	24	24	UR
	K0F-A3751-J0	LIFTER, VALVE (3.382) LEVANTADOR DE VALVULA (3.382)	24	24	UR
	K0F-A3751-K0	LIFTER, VALVE (3.402) LEVANTADOR DE VALVULA (3.402)	24	24	UR

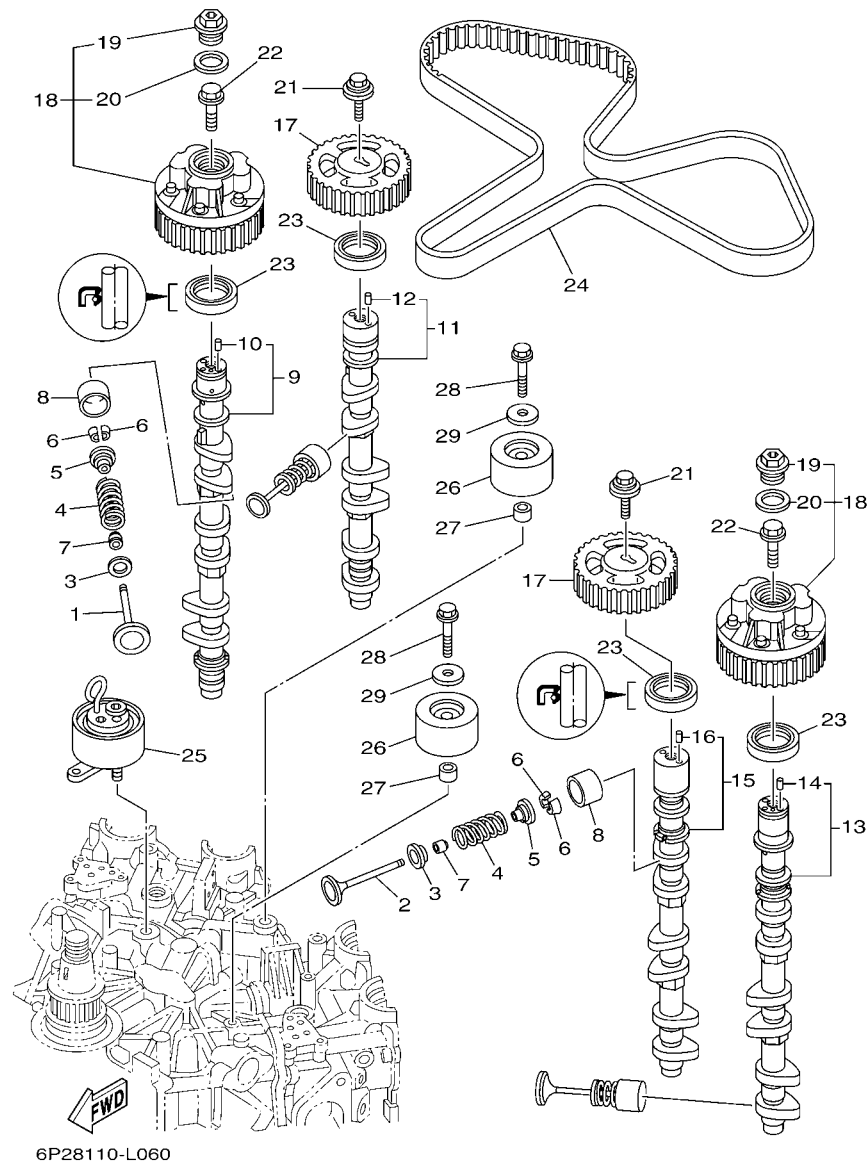
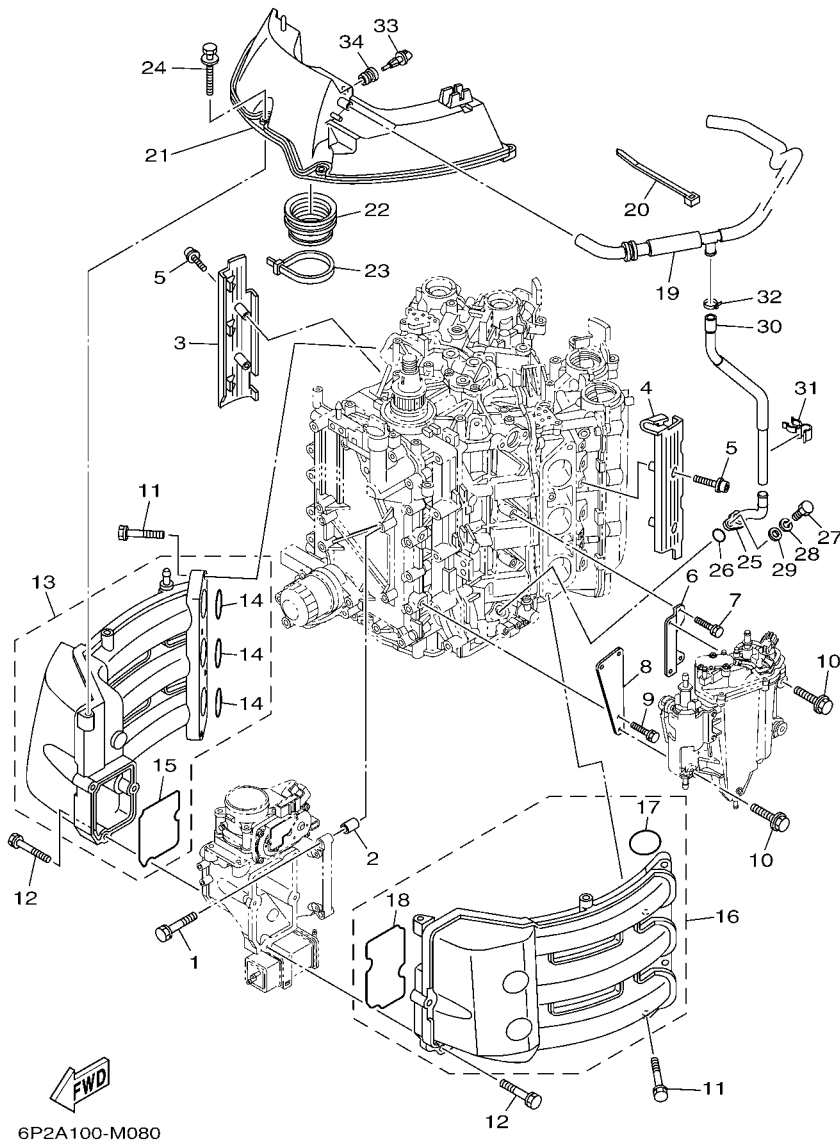


FIG. 7 VALVE

VALVULA

REF. NO.	PART NO. CODIGO Nº	DESCRIPTION DESCRIPCION	6DX4	6DY4	REMARKS OBSERVACIONES
8	K0F-A3751-L0	LIFTER, VALVE (3.422) LEVANTADOR DE VALVULA (3.422)	24	24	UR
	K0F-A3751-M0	LIFTER, VALVE (3.442) LEVANTADOR DE VALVULA (3.442)	24	24	UR
	K0F-A3751-N0	LIFTER, VALVE (3.462) LEVANTADOR DE VALVULA (3.462)	24	24	UR
	K0F-A3751-P0	LIFTER, VALVE (3.482) LEVANTADOR DE VALVULA (3.482)	24	24	UR
	K0F-A3751-R0	LIFTER, VALVE (3.502) LEVANTADOR DE VALVULA (3.502)	24	24	UR
	K0F-A3751-S0	LIFTER, VALVE (3.522) LEVANTADOR DE VALVULA (3.522)	24	24	UR
	K0F-A3751-T0	LIFTER, VALVE (3.542) LEVANTADOR DE VALVULA (3.542)	24	24	UR
	K0F-A3753-00	LIFTER, VALVE (3.562) LEVANTADOR DE VALVULA (3.562)	24	24	UR
	K0F-A3753-10	LIFTER, VALVE (3.582) LEVANTADOR DE VALVULA (3.582)	24	24	UR
	K0F-A3753-20	LIFTER, VALVE (3.602) LEVANTADOR DE VALVULA (3.602)	24	24	UR
	K0F-A3753-30	LIFTER, VALVE (3.625) LEVANTADOR DE VALVULA (3.625)	24	24	UR
	K0F-A3753-40	LIFTER, VALVE (3.650) LEVANTADOR DE VALVULA (3.650)	24	24	UR
	K0F-A3753-50	LIFTER, VALVE (3.675) LEVANTADOR DE VALVULA (3.675)	24	24	UR
	K0F-A3753-60	LIFTER, VALVE (3.700) LEVANTADOR DE VALVULA (3.700)	24	24	UR
	K0F-A3753-70	LIFTER, VALVE (3.725) LEVANTADOR DE VALVULA (3.725)	24	24	UR
9	6P2-12171-10	CAMSHAFT 1 ARBOL DE LEVAS 1	1	1	Go to P/N : PE0-OM-140032
10	93605-10108	.PIN, DOWEL .PASADOR DE CLAVIJA	1	1	
11	6P2-12181-10	CAMSHAFT 2 ARBOL DE LEVAS 2	1	1	Go to P/N : PE0-OM-140032
12	93605-10108	.PIN, DOWEL .PASADOR DE CLAVIJA	1	1	
13	6P2-12172-10	CAMSHAFT 3 ARBOL DE LEVAS 3	1	1	Go to P/N : PE0-OM-140032
14	93605-10108	.PIN, DOWEL .PASADOR DE CLAVIJA	1	1	
15	6P2-12182-10	CAMSHAFT 4 ARBOL DE LEVAS 4	1	1	Go to P/N : PE0-OM-140032
16	93605-10108	.PIN, DOWEL .PASADOR DE CLAVIJA	1	1	
17	6P2-11537-01	GEAR, DRIVEN ENGRANAJE TRACCION	2	2	
18	6P2-12645-20	PULLEY ASSY 1 POLEA COMPL. 1	2	2	
19	6P2-12623-00	.BOLT .PERNO	1	1	
20	6P2-12663-00	.GASKET .EMPAQUE	1	1	





6P2A100-M080

FIG. 8 INTAKE 1

ADMISION 1

REF. NO.	PART NO. CODIGO Nº	DESCRIPTION DESCRIPCION	6DX4	6DY4	REMARKS OBSERVACIONES
1	97575-08540	BOLT, WITH WASHER PERNO CON ARANDELA	4	4	
2	99530-10114	PIN, DOWEL PASADOR, DE ESPIGA	2	2	
3	6P2-13564-00	COVER, MANIFOLD CUBIERTA DE MULTIPLE	1	1	
4	6P2-13594-00	COVER, MANIFOLD 2 CUBIERTA MULTIPLE 2	1	1	
5	90110-06038	BOLT, HEXAGON SOCKET HEAD TORNILLO ALLEN	4	4	
6	6P2-24422-10	PLATE PLACA	1	1	
7	97575-06516	BOLT, WITH WASHER PERNO CON ARANDELA	2	2	
8	6P2-24419-00	BRKT., SEPARATOR SOPORTE SEPARADOR	1	1	
9	97575-06516	BOLT, WITH WASHER PERNO CON ARANDELA	2	2	
10	90119-06M24	BOLT, WITH WASHER TORNILLO CON ARANDELA	4	4	
11	97575-08540	BOLT, WITH WASHER PERNO CON ARANDELA	8	8	
12	90119-06MA6	BOLT, WITH WASHER TORNILLO CON ARANDELA	7	7	
13	6P2-13641-00	MANIFOLD, INTAKE 1 CONECTOR DE ADMISION 1	1	1	
14	6P2-13645-00	.GASKET, MANIFOLD 1 .EMPAQUE	3	3	
15	6P2-13646-00	.GASKET, MANIFOLD 2 .EMPAQ. DE MULTIPLE 2	1	1	
16	6P2-13642-00	MANIFOLD 2 MULTIPLE 2	1	1	
17	6P2-13645-00	.GASKET, MANIFOLD 1 .EMPAQUE	3	3	
18	6P2-13647-00	.GASKET, MANIFOLD 3 .EMPAQ. DE MULTIPLE 3	1	1	
19	6P2-15373-01	PIPE, BREATHER MANGUELA DE RESPIRADERO	1	1	
20	90465-13M18	CLAMP BRIDA	1	1	
21	6P2-14440-00	SILENCER ASSY, INTAKE SILENCIADOR COMPL. DE ADMISION	1	1	
22	6P2-1441J-00	PIPE, SILENCER TUBO	1	1	
23	90464-99004	CLAMP BRIDA	1	1	
24	90119-06M35	BOLT, WITH WASHER TORNILLO CON ARANDELA	4	4	
25	6P2-11372-00	NIPPLE, HOSE NIPLE DE MANGUERA	1	1	
26	93210-19MJ3	O-RING ANILLO O	1	1	
27	97095-06020	BOLT PERNO	1	1	





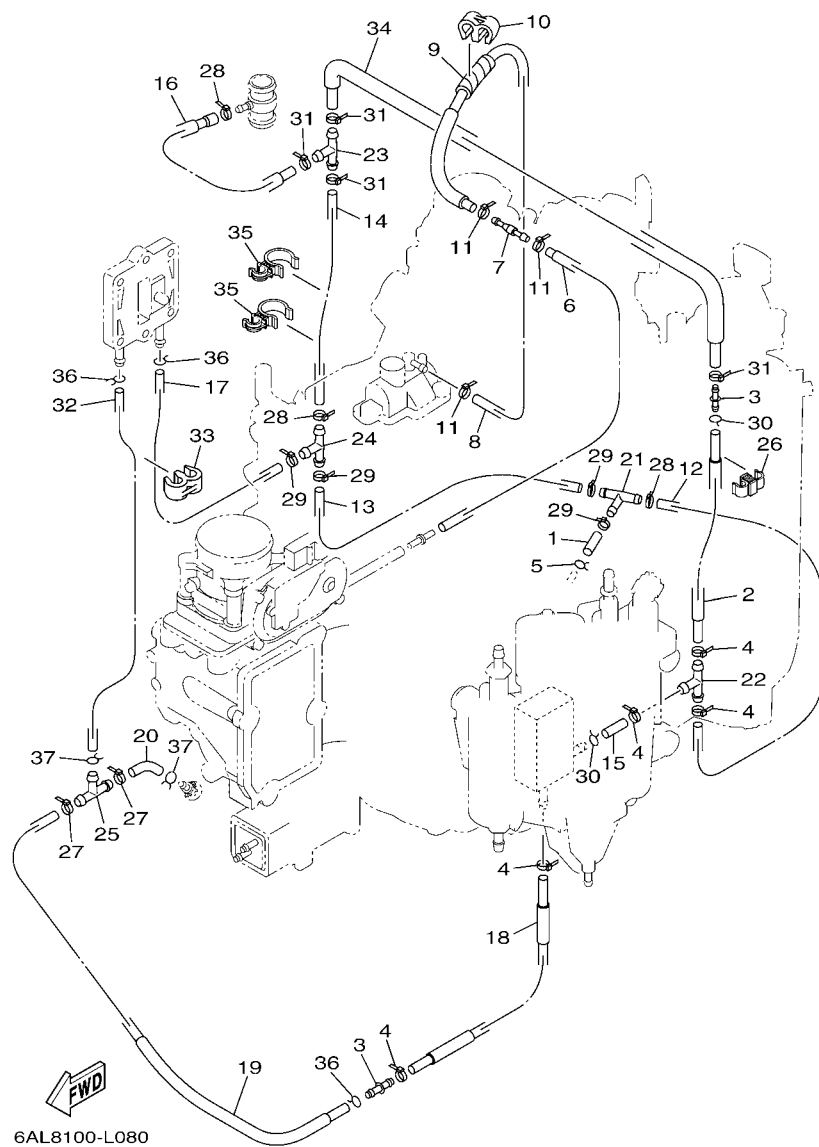
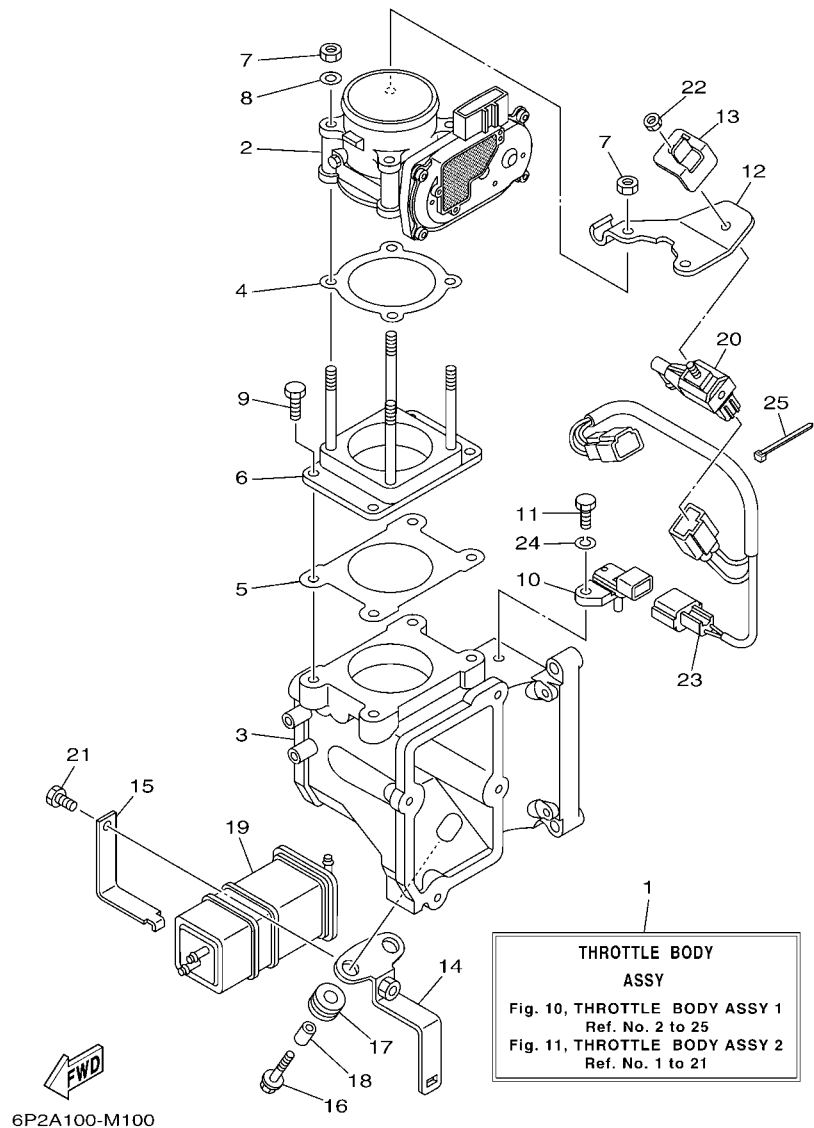


FIG. 9 INTAKE 2

ADMISION 2

REF. NO.	PART NO. CODIGO Nº	DESCRIPTION DESCRIPCION	6DX4	6DY4	REMARKS OBSERVACIONES
1	90445-09040	HOSE (L50) TUBO (L50)	1	1	
2	6P2-12484-01	PIPE 4 TUBO 4	1	1	
3	6CE-24376-00	PIPE, JOINT 1 TUBO DE UNION 1	2	2	
4	90465-11M10	CLAMP BRIDA	5	5	
5	90467-09M03	CLIP PRESILLA	1	1	
6	6P2-12482-00	PIPE 2 TUBO 2	1	1	
7	6E5-21744-00	BREATHER RESPIRADERO	1	1	
8	6P2-12483-00	PIPE 3 TUBO 3	1	1	
9	90446-10M01	HOSE (L60) TUBO (L60)	1	1	
10	90464-60067	CLAMP BRIDA	1	1	
11	90465-11M10	CLAMP BRIDA	3	3	
12	90445-09041	HOSE (L500) TUBO (L500)	1	1	
13	90445-09224	HOSE (L270) TUBO (L270)	1	1	
14	90445-09097	HOSE (L250) TUBO (L250)	1	1	
15	90445-09220	HOSE (L30) TUBO (L30)	1	1	
16	6P2-12485-00	PIPE 5 TUBO 5	1	1	
17	6P2-1248A-00	PIPE 8 TUBO 8	1	1	
18	6P2-1248E-00	PIPE 9 TUBO	1	1	
19	6P2-14752-00	PIPE, OUTLET TUBO BOCA DE SALIDA	1	1	
20	61A-24316-00	PIPE 6 TUBO 6	1	1	
21	688-24378-00	PIPE, JOINT 3 TUBO DE UNION 3	1	1	
22	688-24378-00	PIPE, JOINT 3 TUBO DE UNION 3	1	1	
23	688-24378-00	PIPE, JOINT 3 TUBO DE UNION 3	1	1	
24	688-24378-00	PIPE, JOINT 3 TUBO DE UNION 3	1	1	
25	688-24378-00	PIPE, JOINT 3 TUBO DE UNION 3	1	1	
26	90464-09013	CLAMP BRIDA	1	1	
27	90465-11M10	CLAMP BRIDA	2	2	



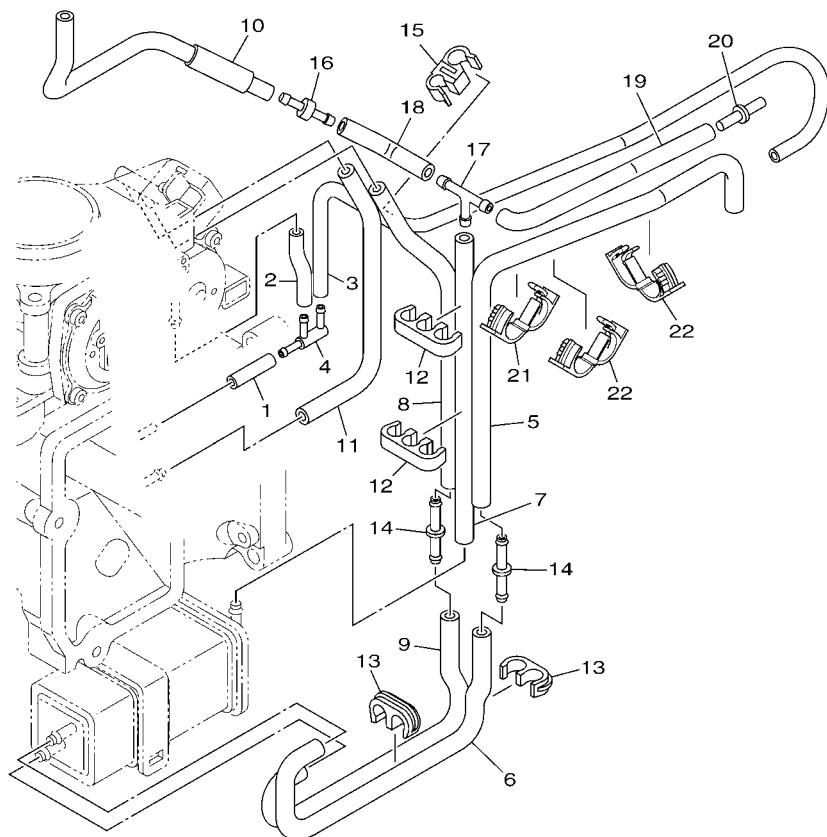


**FIG. 10 THROTTLE BODY ASSY 1 CAJA DE ACELERADOR COMPL 1**

REF. NO.	PART NO. CODIGO N°	DESCRIPTION DESCRIPCION	6DX4	6DY4	REMARKS OBSERVACIONES
1	6P2-13750-10	THROTTLE BODY ASSY CAJA DE ACELERADOR COMPL.	1	1	
2	6P2-13751-01	BODY, THROTTLE 1 CAJA 1	1	1	
3	6P2-13711-00	MIXING BODY CUERPO DE MEZCLA	1	1	
4	6P2-13556-00	GASKET, MANIFOLD EMPAQUE	1	1	
5	6P2-13557-00	GASKET EMPAQUE	1	1	
6	6P2-14360-00	THROTTLE DAMPER ASSY AMORTIGUADOR ARRANQUE COMPL.	1	1	
7	6P2-13588-00	NUT TUERCA	4	4	
8	6P2-13578-00	WASHER ARANDELA	2	2	
9	6P2-14496-00	BOLT PERNO	4	4	
10	6P2-82380-00	SENSOR, PRESSURE SENSOR DE PRESION	1	1	
11	6P2-13573-00	BOLT 1 PERNO 1	1	1	
12	6P2-14255-00	PLATE PLACA	1	1	
13	6P2-14159-00	CLIP PRESILLA	1	1	
14	6P2-2134X-00	BRACKET, CANISTER SOPORTE	1	1	
15	6P2-2419A-00	HOLDER SOSTEN	1	1	
16	90119-06M59	BOLT, WITH WASHER TORNILLO CON ARANDELA	2	2	
17	90480-10M23	GROMMET TAPON	2	2	
18	90387-06289	COLLAR ESPACIADOR	2	2	
19	6P2-24170-00	CANISTER ASSY FRANJA DE DEPOSITO DE COMBUST.	1	1	
20	6C5-86120-00	SOLENOID VALVE ASSY VALVULA SOLENOIDE CONJ.	1	1	
21	6P2-13574-00	BOLT 2 PERNO 2	1	1	
22	69J-14164-00	NUT, HOLDING TUERCA DE SOSTEN	1	1	
23	6P2-8258A-00	EXTENSION, WIRE HARNESS EXTENSION, ARNES DE CABLES	1	1	
24	68V-14356-00	WASHER, SPRING ARANDELA DE RESORTE	1	1	
25	68V-2481H-00	CLAMP GRAMPA	1	1	

FIG. 11 THROTTLE BODY ASSY 2

CAJA DE ACELERADOR COMPL 2



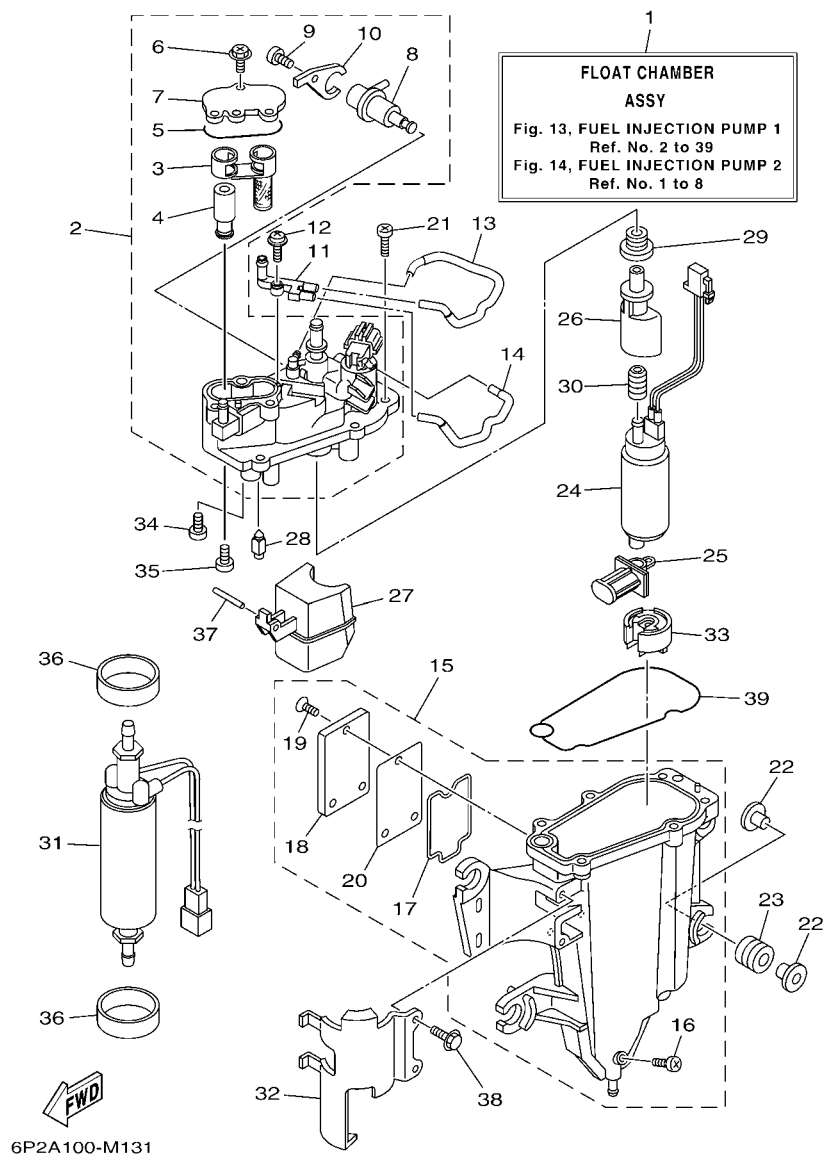
6P28110-L100

REF. NO.	PART NO. CODIGO Nº	DESCRIPTION DESCRIPCION	6DX4	6DY4			REMARKS OBSERVACIONES
1	6P2-14349-00	PIPE TUBO	1	1			
2	6P2-13533-00	HOSE, VACUUM SENSING 4 MANGUERA, DE VACIO 4	1	1			
3	6P2-13532-10	HOSE, VACUUM SENSING 3 MANGUERA, DE VACIO 3	1	1			
4	6P2-13595-00	JOINT TOBERA	1	1			
5	6P2-1475A-10	PIPE 1 TUBO 1	1	1			
6	6P2-1475E-00	PIPE 2 TUBO 2	1	1			
7	6P2-13545-00	HOSE 1 SELLO	1	1			
8	6P2-1475F-00	PIPE 3 TUBO 3	1	1			
9	6P2-1475G-00	PIPE 4 TUBO 4	1	1			
10	6P2-13546-00	HOSE 2 SELLO	1	1			
11	6P2-2416A-00	HOSE TUBO DE COMBUSTIBLE	1	1			
12	6P2-24135-00	CLAMP 1 GRAMPA 1	2	2			
13	6P2-24136-00	CLAMP 2 GRAMPA 2	2	2			
14	6P2-13758-00	PIPE, JOINT TUBO DE JUNTA	2	2			
15	6P2-24137-00	CLAMP 3 GRAMPA 3	1	1			
16	6E5-21744-00	BREATHER RESPIRADERO	1	1			
17	688-24378-00	PIPE, JOINT 3 TUBO DE UNION 3	1	1			
18	6P2-13547-00	HOSE 3 SELLO	1	1			
19	6P2-13548-10	HOSE, AIR 4 TUBO DE AIRE 4	1	1			
20	6P2-24376-00	PIPE, JOINT 1 TUBO DE UNION 1	1	1			
21	90464-18004	CLAMP BRIDA	1	1			
22	90464-18004	CLAMP BRIDA	2	2			



FIG. 13 FUEL INJECTION PUMP 1

BOMBA DE INYECTOR 1



6P2A100-M131

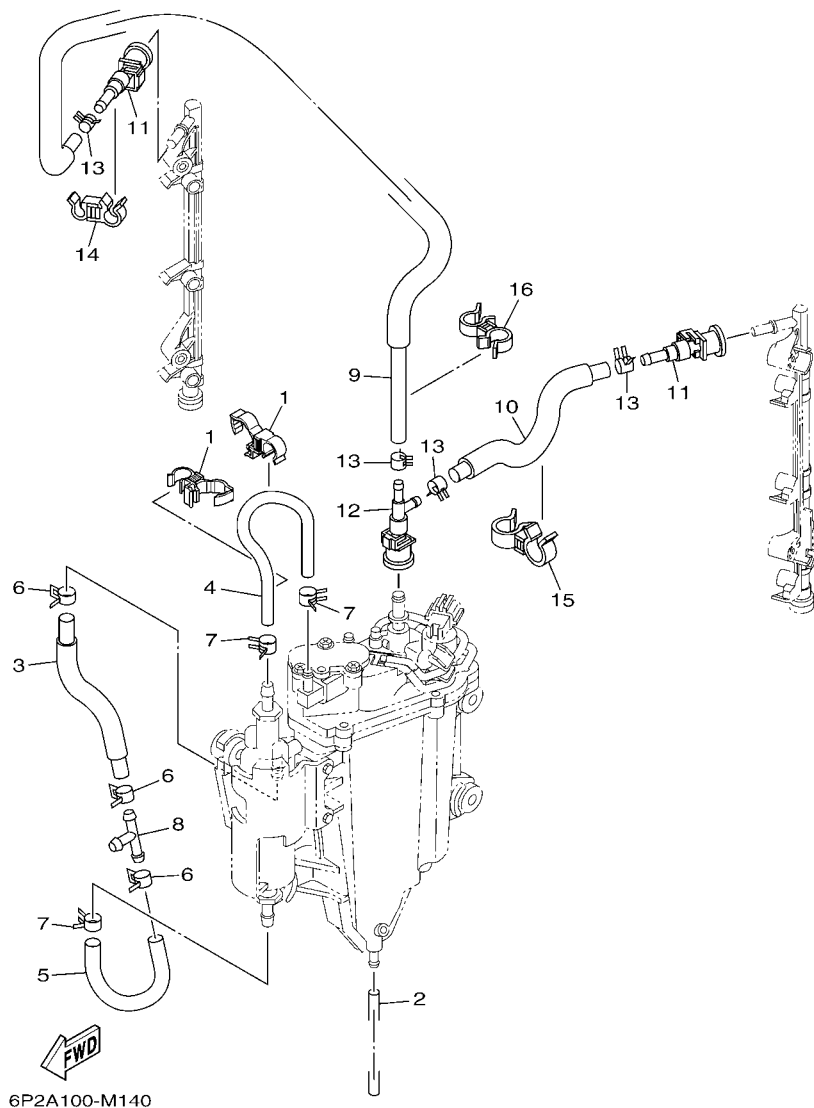
REF. NO.	PART NO. CODIGO Nº	DESCRIPTION DESCRIPCION	6DX4	6DY4	REMARKS OBSERVACIONES
1	6P2-14180-31	FLOAT CHAMBER ASSY CAMARA DE BOIA COMPLETE	1	1	
2	6AW-14182-11	COVER, FLOAT CHAMBER TAPA DE CAMARA DE BOIA	1	1	
3	6CB-24501-01	.FILTER, FUEL .FIELTRO	1	1	
4	6CB-24460-00	.RELIEF VALVE ASSY .VALVELA DE DESCOMPRESION	1	1	
5	6CB-13016-00	.O-RING .ANILLO O	1	1	
6	6CB-14216-00	.SCREW .TORNILLO	3	3	
7	6CB-24217-00	.COVER .CUBIERTA	1	1	
8	6CB-13906-01	.REGULATOR, PRESSURE .REGULADOR	1	1	
9	6CB-14564-00	.SCREW .TORNILLO	1	1	
10	6CB-14146-00	.PLATE .PLACA SOPORTE	1	1	
11	68V-24379-10	PIPE, JOINT 4 TUBO DE UNION 4	1	1	
12	68V-14216-00	SCREW TORNILLO	1	1	
13	68V-1475H-00	PIPE 5 TUBO 5	1	1	
14	68V-1475J-00	PIPE 6 TUBO 6	1	1	
15	6AW-14181-11	BODY, FLOAT CHAMBER 1 CUERPO DE CAMARA DE BOIA	1	1	
16	6P2-14191-00	.PLUG, DRAIN .TORNILLO, DE DRENAJE	1	1	
17	6CB-14239-00	.SEAL .SELLO	1	1	
18	6CB-24452-10	.COVER .CUBIERTA	1	1	
19	6CB-14429-01	.SCREW .TORNILLO	3	3	
20	6CB-24482-00	.GASKET 1 .EMPAQUE 1	1	1	
21	63P-14567-00	SCREW TORNILLO	6	6	
22	69J-13716-00	COLLAR COLLAR	8	8	
23	6CB-13593-00	DAMPER COJINETE DE RODILLOS	4	4	
24	6P2-13907-20	FUEL PUMP COMP. BOMBA DE COMBUSTIBLE COMPLETE	1	1	
25	63P-13915-00	FILTER FILTRO	1	1	
26	6AW-13132-00	JOINT JUNTA	1	1	
27	6CB-14985-00	FLOAT BOIA	1	1	





FIG. 14 FUEL INJECTION PUMP 2

BOMBA DE INYECTOR 2



REF. NO.	PART NO. CODIGO Nº	DESCRIPTION DESCRIPCION	6DX4	6DY4			REMARKS OBSERVACIONES
1	90464-12012	CLAMP BRIDA	2	2			
2	6P2-14149-00	PIPE TUBO	1	1			
3	6AW-24323-20	PIPE 12 TUBO 12	1	1			
4	6AW-24324-20	PIPE 13 TUBO 13	1	1			
5	6AW-24317-20	PIPE 7 TUBO 7	1	1			
6	69J-14137-00	CLIP PRESILLA	3	3			
7	68V-13577-00	CLIP PRESILLA	3	3			
8	6E5-24378-00	PIPE, JOINT 3 TUBO DE UNION 3	1	1			
9	6P2-13973-30	PIPE, FUEL 3 TUBO, COMBUSTIBLE 3	1	1			
10	6P2-13974-30	PIPE, FUEL 4 TUBO, COMBUSTIBLE 4	1	1			
11	6AW-24300-10	FUEL PIPE JOINT CONECTOR MANGUERA COMBUSTIBLE	2	2			
12	6P2-24300-00	FUEL PIPE JOINT CONECTOR MANGUERA COMBUSTIBLE	1	1			
13	68V-13577-00	CLIP PRESILLA	4	4			
14	90464-12010	CLAMP BRIDA	1	1			
15	90464-18005	CLAMP BRIDA	1	1			
16	90464-12009	CLAMP BRIDA	1	1			

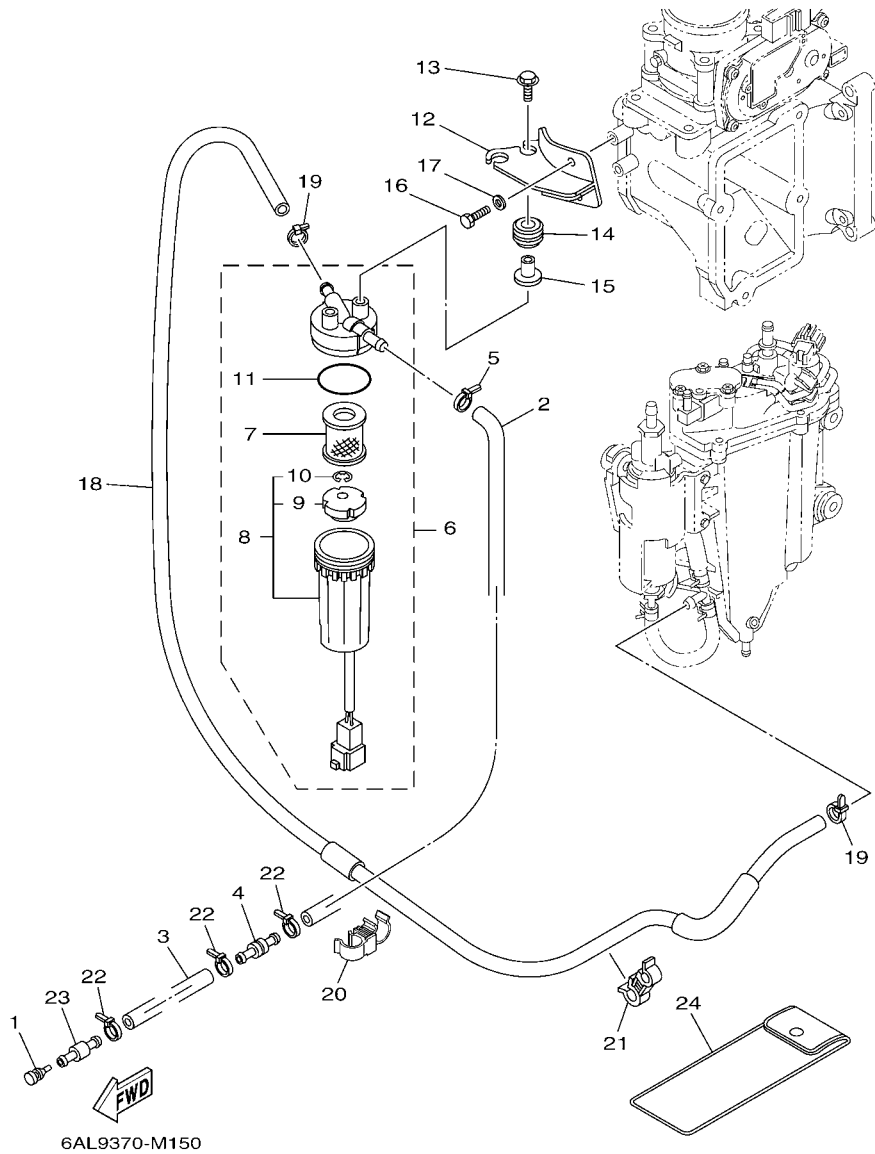


FIG. 15 FUEL 1

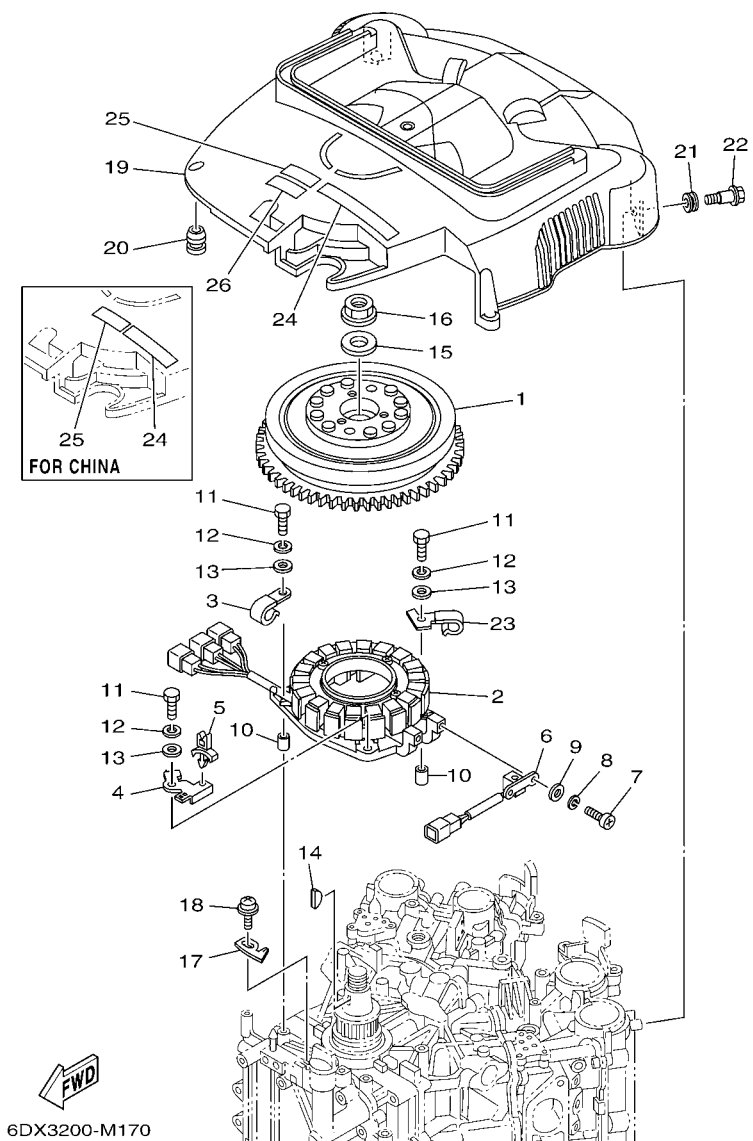
COMBUSTIBLE 1

REF. NO.	PART NO. CODIGO Nº	DESCRIPTION DESCRIPCION	6DX4	6DY4	REMARKS OBSERVACIONES
1	689-85547-00	DAMPER AMORTIGUADOR	1	1	
2	6P2-24314-00	PIPE 4 TUBO 4	1	1	
3	90445-13511	HOSE (L2000) TUBO (L2000)	1	1	
4	6R3-24377-10	PIPE, JOINT 2 TUBO DE UNION 2	1	1	
5	90465-11M10	CLAMP BRIDA	1	1	
6	6P3-24560-03	FILTER ASSY FILTRO COMPLETO	1	1	
7	6P3-24563-01	.ELEMENT, FILTER .ELEMENTO DEL FILTRO	1	1	
8	6P3-24562-03	.CUP, FILTER .COPA DE FILTRO	1	1	
9	6P3-24469-00	..FLOAT, WATER LEVEL ..BOIA	1	1	
10	6P3-24519-00	..CLIP ..PRESILLA	1	1	
11	6P3-24564-00	.GASKET .EMPAQUE	1	1	
12	6P2-24566-11	BRACKET, FILTER SOPORTE DEL FILTRO	1	1	
13	90119-06M17	BOLT, WITH WASHER TORNILLO CON ARANDELA	2	2	
14	90480-14018	GROMMET TAPON	2	2	
15	90387-06289	COLLAR ESPACIADOR	2	2	
16	97095-06014	BOLT PERNO	2	2	
17	92995-06600	WASHER ARANDELA	2	2	
18	6P2-24313-30	PIPE 3 TUBO 3	1	1	
19	90465-11M10	CLAMP BRIDA	2	2	
20	90464-12009	CLAMP BRIDA	1	1	
21	90464-12010	CLAMP BRIDA	1	1	
22	90465-11M10	CLAMP BRIDA	3	3	
23	6R3-24377-00	PIPE, JOINT 2 TUBO DE UNION 2	1	1	
24	67F-28100-10	TOOL KIT JUEGO DE HERRAMIENTAS	1	1	UR
	69J-28100-01	TOOL KIT JUEGO DE HERRAMIENTAS	1	1	UR



FIG. 17 GENERATOR

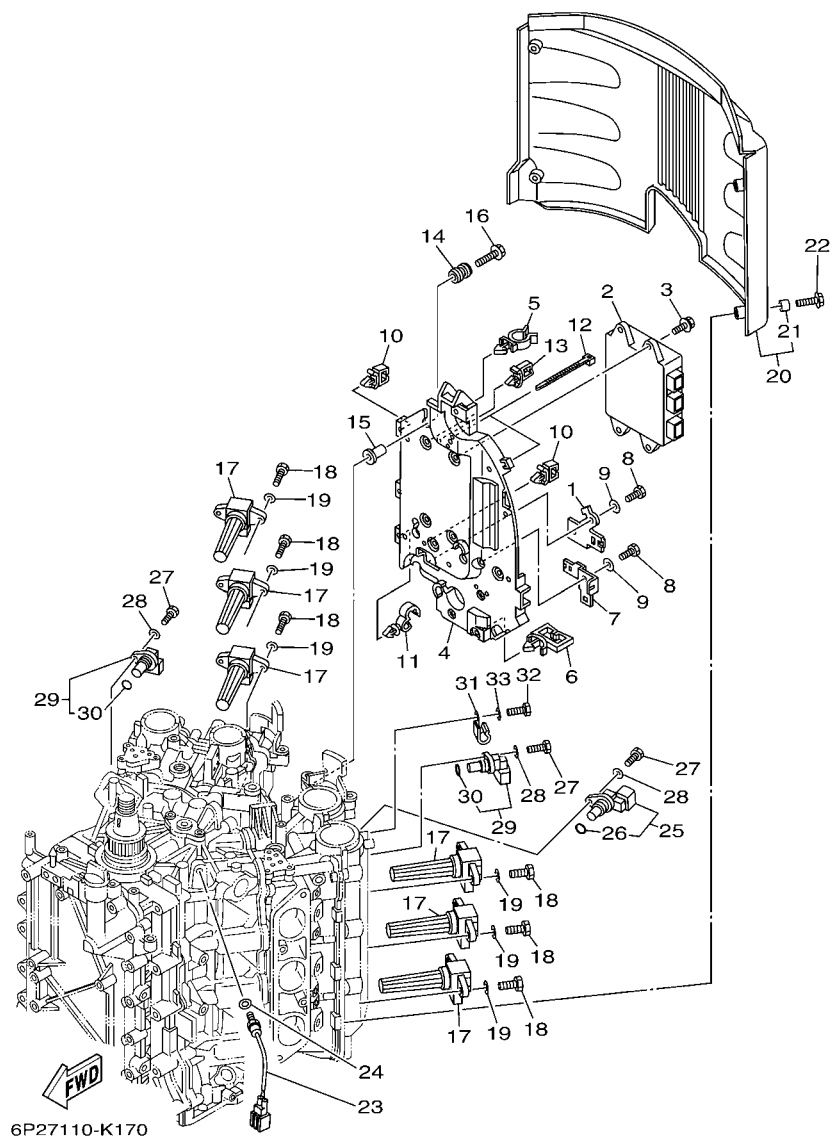
GENERADOR



REF. NO.	PART NO. CODIGO Nº	DESCRIPTION DESCRIPCION	6DX4	6DY4	REMARKS OBSERVACIONES
1	6P2-81450-00	ROTOR ASSY ROTOR COMPLETO	1	1	
2	6P2-81460-00	BASE ASSY CONJUNTO BASE	1	1	
3	90462-08032	CLAMP BRIDA	1	1	
4	6P2-8257V-00	PLATE, CONNECTOR PLACA DE CONECTOR	1	1	
5	90464-06001	CLAMP BRIDA	1	1	
6	6P2-85580-00	COIL, PULSER BOBINA DE PULSACION	1	1	
7	97880-05012	SCREW, PAN HEAD TORNILLO DE CABEZA CON PLANA	2	2	
8	92990-05100	WASHER, SPRING ARANDELA PLANA	2	2	
9	92990-05600	WASHER, PLATE ARANDELA PLANA	2	2	
10	99530-08012	PIN, DOWEL PASADOR, DE ESPIGA	2	2	
11	97095-06035	BOLT PERNO	4	4	
12	92995-06100	WASHER, SPRING ARANDELA	4	4	
13	92995-06600	WASHER ARANDELA	4	4	
14	90280-05015	KEY, WOODRUFF CUNA WOODRUFF	1	1	
15	90201-24014	WASHER, PLATE ARANDELA PLANA	1	1	
16	90179-24002	NUT TUERCA	1	1	
17	6P2-81332-00	PLATE, TIMING PLACA REGULADOR DE TIEMPO	1	1	
18	97985-06210	SCREW, WITH WASHER TORNILLO, CON ARANDELA	1	1	
19	6P2-81337-01	COVER, FLYWHEEL CUBIERTA DE VOLANTE	1	1	
20	663-82317-01	DAMPER, IGNITION COIL AMORTIGUADOR BOBINA ENCENDIDO	4	4	
21	90480-12314	GROMMET TAPON	2	2	
22	90109-06MA1	BOLT PERNO	2	2	
23	6P2-81128-00	CLAMP GRAMPA	1	1	
24	60L-13437-42	MARK, CAUTION MARKER	1	1	FOR CHN FOR CHN
	60L-13437-62	MARK, CAUTION MARKER	1	1	EXCEPT FOR CHN EXCEPT FOR CHN
25	6AH-81994-40	LABEL, SAFETY ETIQUETA DE SEGURIDAD	1	1	
26	6AH-81994-50	LABEL, SAFETY ETIQUETA DE SEGURIDAD	1	1	FOR CAR FOR CAR

FIG. 18 ELECTRICAL 1

EQUIPO ELECTRICO 1

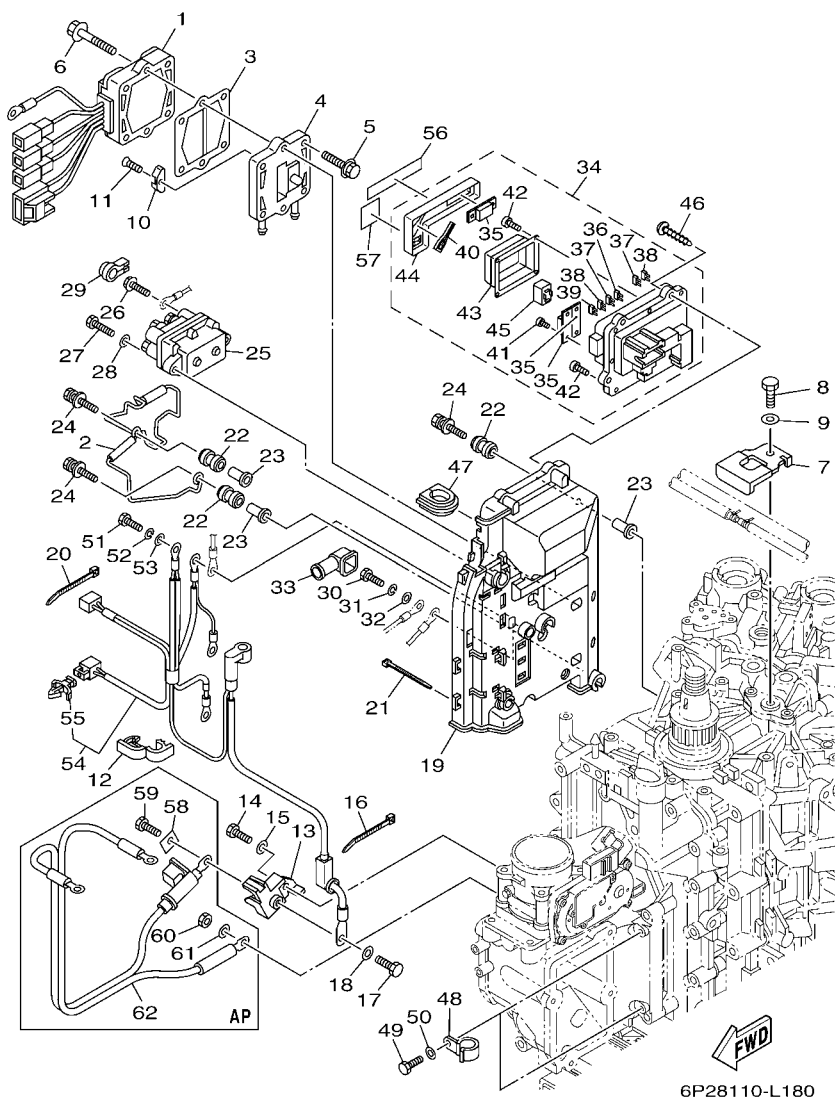


REF. NO.	PART NO. CODIGO Nº	DESCRIPTION DESCRIPCION	6DX4	6DY4	REMARKS OBSERVACIONES
1	6P2-8257V-00	PLATE, CONNECTOR PLACA DE CONECTOR	1	1	
2	6DX-8591A-03	ENGINE CONTROL UNIT ASSY UNIDAD CONTROL	1	1	Go to P/N : PE0-OM-140032
3	90119-06M82	BOLT, WITH WASHER TORNILLO CON ARANDELA	4	4	
4	6P2-82316-00	BRACKET, IGNITION COIL SOPORTE BOBINA ENCENDIDO	1	1	
5	90464-19M45	CLAMP BRIDA	1	1	
6	90464-23199	CLAMP BRIDA	1	1	
7	6P2-81845-00	PLATE PLACA	1	1	
8	97095-06016	BOLT PERNO	2	2	
9	92995-06600	WASHER ARANDELA	2	2	
10	90464-11121	CLAMP BRIDA	4	4	
11	90464-13249	CLAMP BRIDA	2	2	
12	90465-14M66	CLAMP BRIDA	2	2	
13	90464-08004	CLAMP BRIDA	1	1	
14	6A0-82317-00	DAMPER, IGNITION COIL AMORTIGUADOR BOBINA ENCENDIDO	4	4	
15	90387-06119	COLLAR ESPACIADOR	4	4	
16	90119-06M59	BOLT, WITH WASHER TORNILLO CON ARANDELA	4	4	
17	6P2-82310-01	IGNITION COIL ASSY BOBINA DE ENCENDIDO COMPLETA	6	6	
18	97095-06020	BOLT PERNO	12	12	
19	92995-06600	WASHER ARANDELA	12	12	
20	6P2-82314-00	COVER, IGNITION COIL CUBIERTA BOBINA ENCENDIDO	1	1	
21	90387-06044	.COLLAR .ESPACIADOR	4	4	
22	90119-06M92	BOLT, WITH WASHER TORNILLO CON ARANDELA	4	4	
23	61A-85790-00	THERMOSENSOR ASSY TERMICA SENSORIO	1	1	
24	92990-10600	WASHER, PLATE ARANDELA PLANA	1	1	
25	6P2-85896-00	SENSOR, CAM POSITION SENSOR DE LEVA	1	1	
26	6P2-85075-00	.O-RING .ANILLO-O	1	1	
27	97095-06020	BOLT PERNO	3	3	



FIG. 19 ELECTRICAL 2

EQUIPO ELECTRICO 2

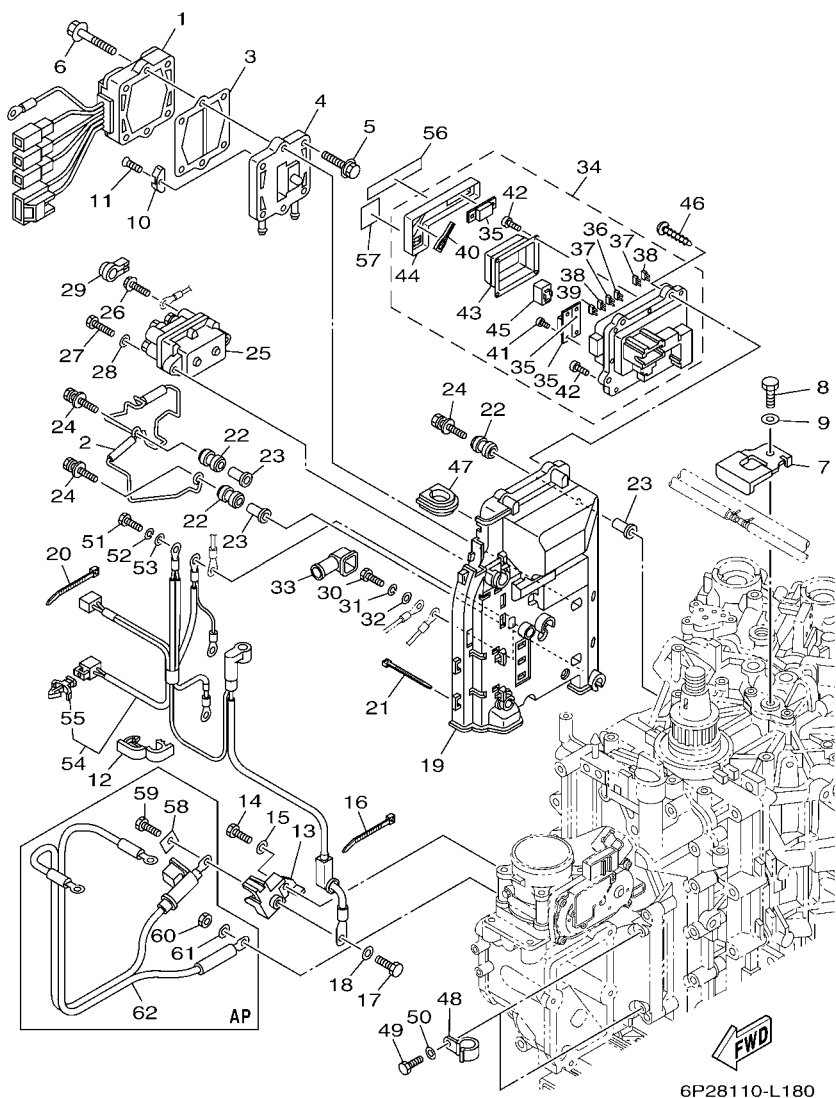


6P28110-L180

REF. NO.	PART NO. CODIGO Nº	DESCRIPTION DESCRIPCION	6DX4	6DY4	REMARKS OBSERVACIONES
1	6P2-81960-02	RECTIFIER & REGULATOR ASSY RECTIFICADOR Y REGULADOR	1	1	
2	6P2-81614-00	PROTECTOR PROTECTOR	1	1	
3	60V-81975-A0	PLATE, RECTIFIER FITTING PLACA ACCESORIA RECTIF.	1	1	
4	6P2-81972-00-9S	COVER, RECTIFIER CUBIERTA DE RECTIFICADOR	1	1	
5	90119-06MA3	BOLT, WITH WASHER TORNILLO CON ARANDELA	4	4	
6	90119-06MA5	BOLT, WITH WASHER TORNILLO CON ARANDELA	2	2	
7	6P2-12491-00	CLAMP 1 GRAMPA 1	1	1	
8	97095-06012	BOLT PERNO	1	1	
9	92995-06600	WASHER ARANDELA	1	1	
10	6E5-11325-00	ANODE ANODO	1	1	
11	98780-04015	SCREW, FLAT HEAD TORNILLO CABEZA PLANA	1	1	
12	90464-18004	CLAMP BRIDA	5	5	
13	6P2-81925-01	TERMINAL TERMINAL	1	1	
14	97095-08020	BOLT PERNO	1	1	
15	92995-08600	WASHER ARANDELA	1	1	
16	90465-13M18	CLAMP BRIDA	1	1	
17	97095-08016	BOLT PERNO	1	1	
18	92995-08600	WASHER ARANDELA	1	1	
19	6P2-81948-00	BRACKET SOPORTE	1	1	
20	90465-13M18	CLAMP BRIDA	6	6	
21	90465-14M66	CLAMP BRIDA	3	3	
22	6A0-82317-00	DAMPER, IGNITION COIL AMORTIGUADOR BOBINA ENCENDIDO	5	5	
23	90387-06119	COLLAR ESPACIADOR	5	5	
24	90119-06M95	BOLT, WITH WASHER TORNILLO CON ARANDELA	5	5	
25	63P-81950-00	RELAY ASSY RELE COMPLETO	1	1	
26	97595-06610	BOLT, WITH WASHER PERNO CON ARANDELA	2	2	
27	97013-06025	BOLT PERNO	2	2	

FIG. 19 ELECTRICAL 2

EQUIPO ELECTRICO 2



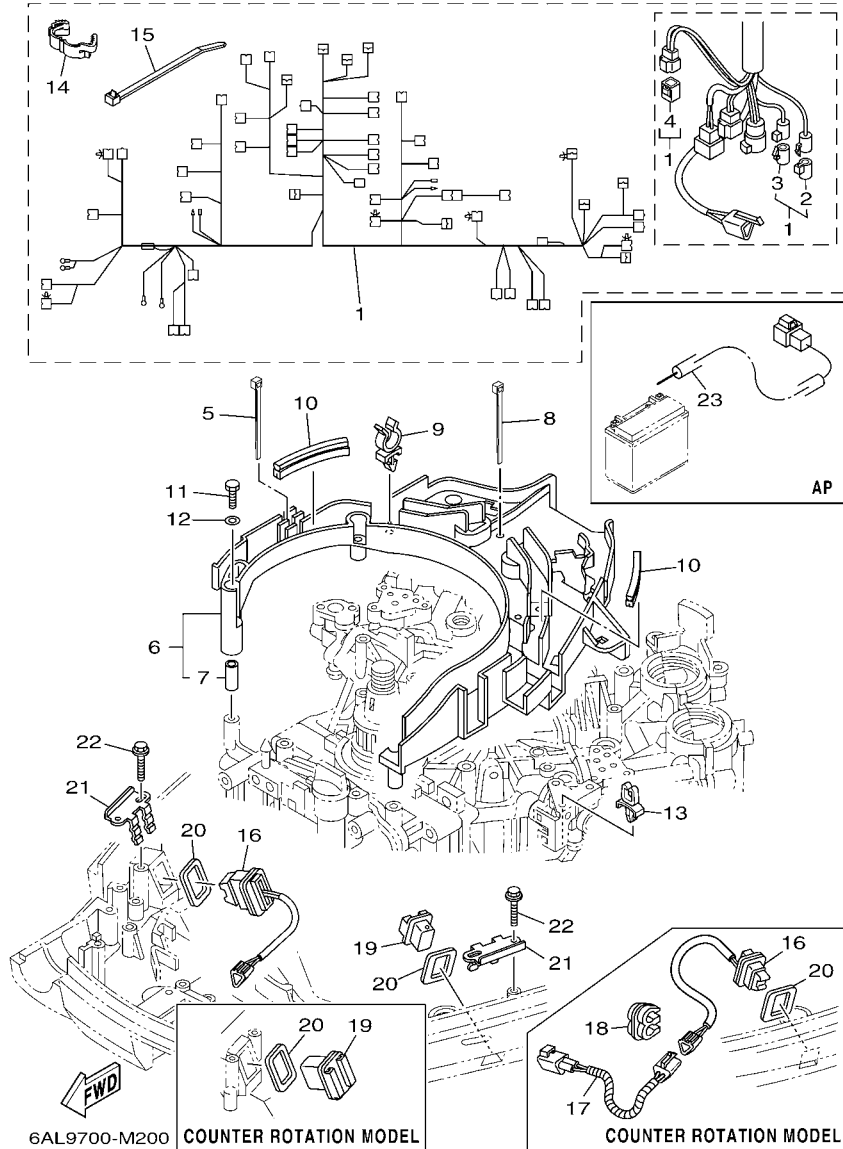
REF. NO.	PART NO. CODIGO Nº	DESCRIPTION DESCRIPCION	6DX4	6DY4	REMARKS OBSERVACIONES
28	92903-06600	WASHER, PLATE RONDANA SENCILLA	2	2	
29	6P2-8183X-00	CAP, TERMINAL CUBIERTA DE TERMINAL	2	2	
30	97095-06016	BOLT PERNO	1	1	
31	92995-06100	WASHER, SPRING ARANDELA	1	1	
32	92995-06600	WASHER ARANDELA	1	1	
33	6P2-82119-00	COVER, LEAD WIRE CUBIERTA DE CABLE CONDUCTOR	1	1	
34	6P2-82170-10	FUSE BOX ASSY CAJA DE FUSIBLES COMPL.	1	1	
35	6P2-82151-00	.FUSE (60A) .FUSIBLE (60A)	3	3	
36	67F-82151-00	.FUSE (20A) .FUSIBLE (20A)	2	2	
37	67F-82151-10	.FUSE (30A) .FUSIBLE (30A)	3	3	
38	67F-82151-40	.FUSE (10A) .FUSIBLE (10A)	3	3	
39	67F-82151-50	.FUSE (15A) .FUSIBLE (15A)	2	2	
40	67F-2812A-00	.PULLER, FUSE .TIRADOR DE FUSIBLE	1	1	
41	68F-82846-00	.SCREW, PAN HEAD (M5) .TORNILLO (M5)	4	4	
42	6P2-82113-00	.SCREW .TORNILLO	12	12	
43	6P2-81639-00	.RELAY COVER .CUBIERTA	1	1	
44	6P2-85544-00	.CASE .CAJA	1	1	
45	68F-8195A-00	.RELAY ASSY .RELE COMPLETO	4	4	
46	97780-50620	SCREW, TAPPING TORNILLO DE CABEZA DE CONO ACH	4	4	
47	6P2-81336-00	GROMMET TAPON PROTECTOR	1	1	
48	90462-08026	CLAMP BRIDA	2	2	
49	97095-06016	BOLT PERNO	2	2	
50	92995-06600	WASHER ARANDELA	2	2	
51	97095-06016	BOLT PERNO	3	3	
52	92995-06100	WASHER, SPRING ARANDELA	3	3	
53	92995-06600	WASHER ARANDELA	3	3	
54	6P2-8259M-00	WIRE HARNESS ASSY 2 ARNES DE CABLES	1	1	





EQUIPO ELECTRICO 3

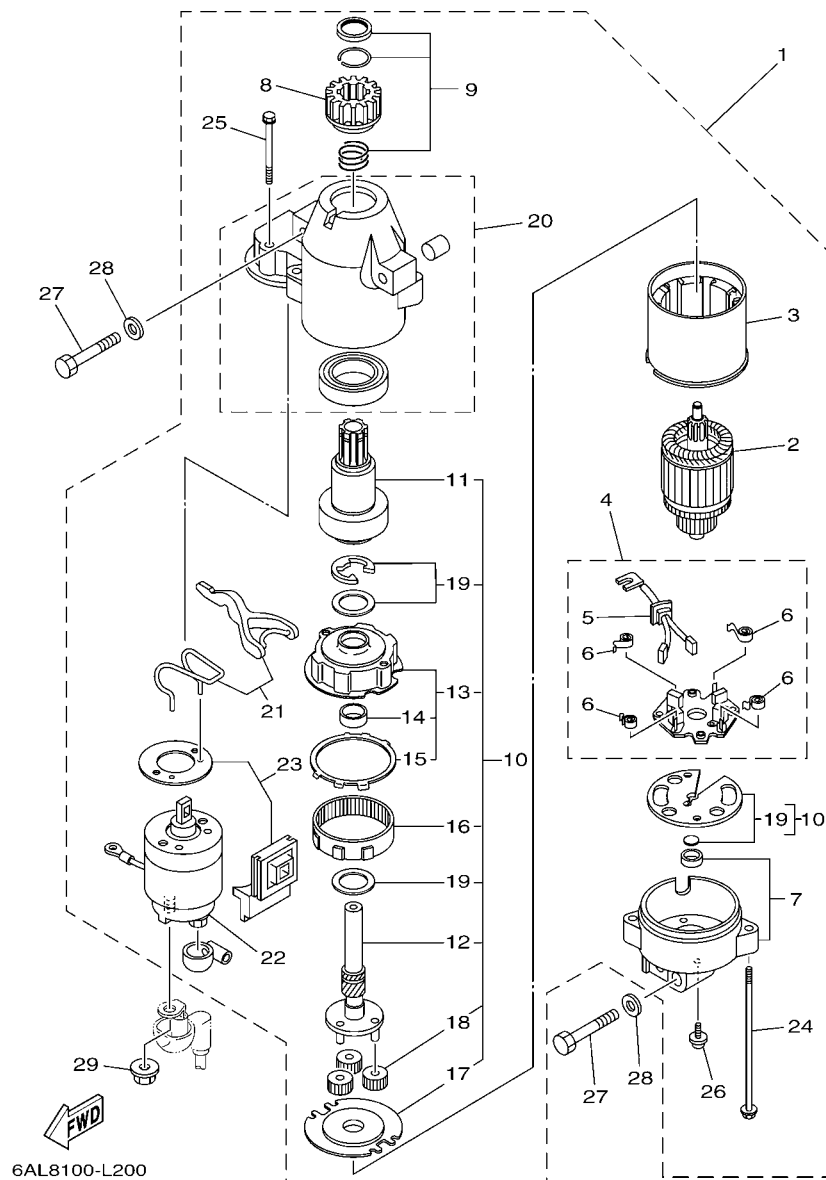
FIG. 20 ELECTRICAL 3



REF. NO.	PART NO. CODIGO Nº	DESCRIPTION DESCRIPCION	6DX4	6DY4	REMARKS OBSERVACIONES
1	6P2-82590-41	WIRE HARNESS ASSY CONJUNTO DE CABLES	1	1	
2	6DA-82582-00	.CAP 1 (FEMALE) .TAPA 1	1	1	
3	6DA-82582-10	.CAP 1 (MALE) .TAPA 1	1	1	
4	6Y8-82582-11	.CAP 1 (4PIN) .CUBIERTA DE ARNES DE CABLE	1	1	
5	90465-14M66	CLAMP BRIDA	1	1	
6	6P2-82589-00	PROTECTOR, WIRE HARNESS PROTECTOR DE ARNES DE CABLE	1	1	
7	90387-06M26	.COLLAR .ESPACIADOR	6	6	
8	90465-14M66	CLAMP BRIDA	2	2	
9	90464-19M45	CLAMP BRIDA	4	4	
10	6P2-85722-00	INSULATOR AISLANTE	2	2	
11	97095-06035	BOLT PERNO	6	6	
12	92995-06600	WASHER ARANDELA	6	6	
13	90464-06001	CLAMP BRIDA	1	1	
14	90464-14010	CLAMP BRIDA	1	1	
15	90465-13M18	CLAMP BRIDA	3	3	
16	69J-82563-00	TRIM & TILT SWITCH ASSY INTERRUPTOR DE INCLINACION	1	1	
17	6P3-82553-00	EXTENSION, WIRE LEAD CABLE		1	
18	90464-10M57	CLAMP BRIDA		1	
19	69J-42723-01	COVER, BOTTOM CUBIERTA INFERIOR	1	1	
20	69J-82587-00	GASKET EMPAQUETADURA	2	2	
21	69J-83614-10	BRACKET SOPORTE	2	2	
22	90109-06M86	BOLT PERNO	4	4	
23	69J-81949-02	WIRE, LEAD (ISOLATOR, 3.8M ) CABLE CONDUCTOR, 3.8M	1	1	AP AP

FIG. 21 STARTING MOTOR

MOTOR DE ARRANQUE



REF. NO.	PART NO. CODIGO Nº	DESCRIPTION DESCRIPCION	6DX4	6DY4	REMARKS OBSERVACIONES
1	6BR-81800-01	STARTING MOTOR ASSY MOTOR DE ARRANQUE COMPLETO	1	1	
2	67F-81850-00	.ARMATURE ASSY .INDUCIDO COMPLETO	1	1	
3	67F-81810-00	.STATOR ASSY .ESTATOR COMPLETO	1	1	
4	69J-81840-00	.BRUSH HOLDER ASSY .SOSTEN DE ESCOBILLA COMPLETO	1	1	
5	69J-81801-00	..BRUSH SET ..JUEGO DE ESCOBILLA	1	1	
6	67F-81813-00	..SPRING, BRUSH ..RESORTE DE ESCOBILLA	4	4	
7	67F-81820-00	.REAR BRACKET ASSY .CUBIERTA TRASERA COMPL	1	1	
8	67F-81808-00	.PINION ASSY .PINON	1	1	
9	67F-81857-00	.PINION STOPPER SET ..JUEGO TAPON PINON	1	1	
10	67F-81807-00	.GEAR ASSY, STARTING MOTOR ..PINON CONJUNTO	1	1	
11	67F-81832-00	..CLUTCH, OVER RUN ..PINON COMPL	1	1	
12	67F-81836-00	..SHAFT, PINION ..ARBOL, PINON	1	1	
13	67F-81821-00	..BRACKET, CENTER 1 ..SOPORTE, CENTRO 1	1	1	
14	67F-81841-00	..BEARING ..PORTADOR	1	1	
15	67F-8183R-00	..GASKET ..EMPAQUETADURA	1	1	
16	67F-81891-00	..GEAR, RING ..ENGRANAJE ANILLO	1	1	WITH 67F-8183R-00 WITH 67F-8183R-00
17	67F-81830-00	..BRACKET, CENTER 2 ..SOPORTE, CENTRO 2	1	1	
18	60V-8183T-00	..GEAR, IDLER ..ENGRENAJE NEUTRO	3	3	
19	67F-81809-00	..WASHER KIT ..JUEGO DE ARANDELA	1	1	
20	69J-81842-00	.COVER .TAPA	1	1	
21	6C5-81839-00	.LEVER ASSY ..PALANCA COMPL.	1	1	
22	63P-81941-00	.STARTER RELAY ASSY ..RELE DE ARRANQUE	1	1	
23	6C5-81869-00	.COVER, DUST ..CUBIERTA PARA POLVO	1	1	
24	6K7-81826-11	.BOLT ..PERNO	2	2	
25	69J-81828-00	.SCREW 2 ..TORNILLO DE EMPUJE 2	2	2	
26	67F-81846-00	.SCREW ..TORNILLO	2	2	
27	97013-08045	BOLT PERNO	3	3	



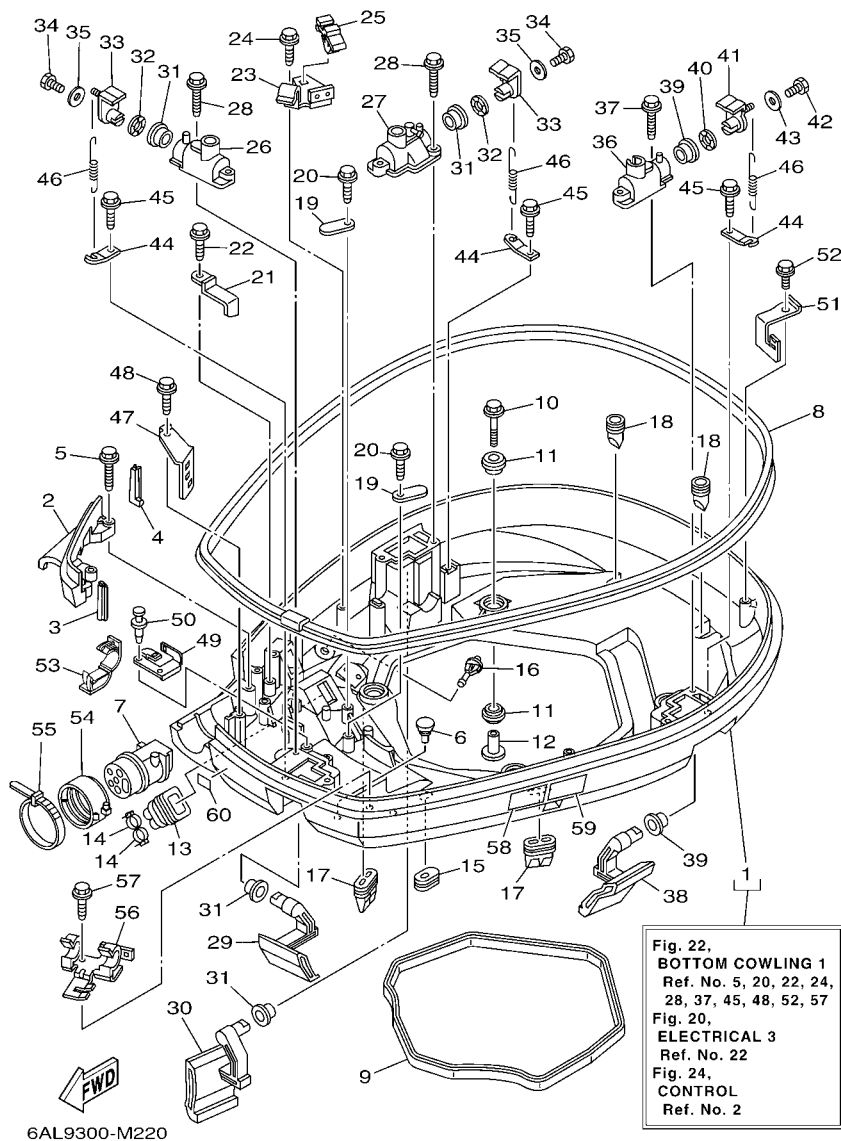


FIG. 22 BOTTOM COWLING 1

CUBIERTA INFERIOR 1

REF. NO.	PART NO. CODIGO Nº	DESCRIPTION DESCRIPCION	6DX4	6DY4	REMARKS OBSERVACIONES
1	6P2-42710-00-8D	BOTTOM COWLING ASSY CUBIERTA INFERIOR COMPL.	1	1	
2	6P2-42738-00-8D	PLATE, FITTING PLACA DE AJUSTE	1	1	
3	6P2-42717-00	RUBBER, SEAL 2 GOMA	1	1	
4	6P2-42718-00	RUBBER, SEAL 3 GOMA	1	1	
5	90109-06M82	BOLT PERNO	2	2	
6	6H4-42748-00	GROMMET TAPON	2	2	
7	6P2-42725-00	GROMMET TAPON	1	1	
8	6P2-42615-00	SEAL SELLO	1	1	
9	69J-42716-00	RUBBER, SEAL 1 SELLO DE GOMA 1	1	1	
10	90119-08M22	BOLT, WITH WASHER TORNILLO CON ARANDELA	4	4	
11	90480-22M81	GROMMET TAPON	8	8	
12	90387-08M37	COLLAR ESPACIADOR	4	4	
13	6H1-42726-21	GROMMET TAPON	1	1	
14	90465-11M10	CLAMP BRIDA	2	2	
15	61A-42727-00	GROMMET TAPON	1	1	
16	6P2-44391-00	NIPPLE, HOSE NIPLE MANGUERA	1	1	
17	69J-42717-00	RUBBER, SEAL 2 GOMA	2	2	
18	61A-42717-00	RUBBER, SEAL 2 GOMA	2	2	
19	6E5-82588-00	PLATE PLACA	2	2	
20	90109-06M81	BOLT PERNO	2	2	
21	90462-20001	CLAMP BRIDA	1		
22	90109-06M86	BOLT PERNO	1		
23	6P2-82554-00	STAY, NEUTRAL SWITCH SOPORTE INTERRUPTOR DE NEUTRAL	1	1	
24	90109-06M86	BOLT PERNO	1	1	
25	90464-09M47	CLAMP BRIDA	1	1	
26	69J-42828-02-9S	PLATE, CLAMP PLACA, GRAMPA	1	1	
27	6P2-42828-00-9S	PLATE, CLAMP PLACA, GRAMPA	1	1	

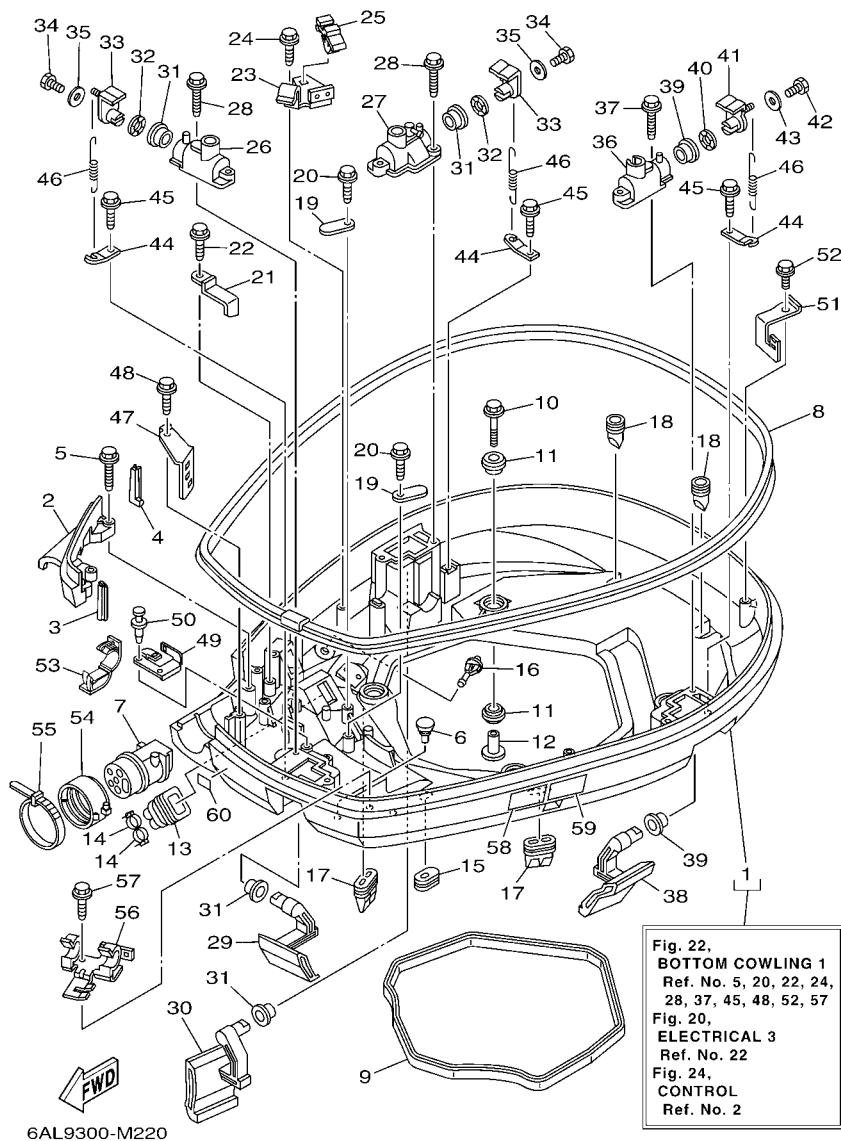


Fig. 22,  
**BOTTOM COWLING 1**  
 Ref. No. 5, 20, 22, 24,  
 28, 37, 45, 48, 52, 57  
 Fig. 20,  
**ELECTRICAL 3**  
 Ref. No. 22  
 Fig. 24,  
**CONTROL**  
 Ref. No. 2

**FIG. 22 BOTTOM COWLING 1**

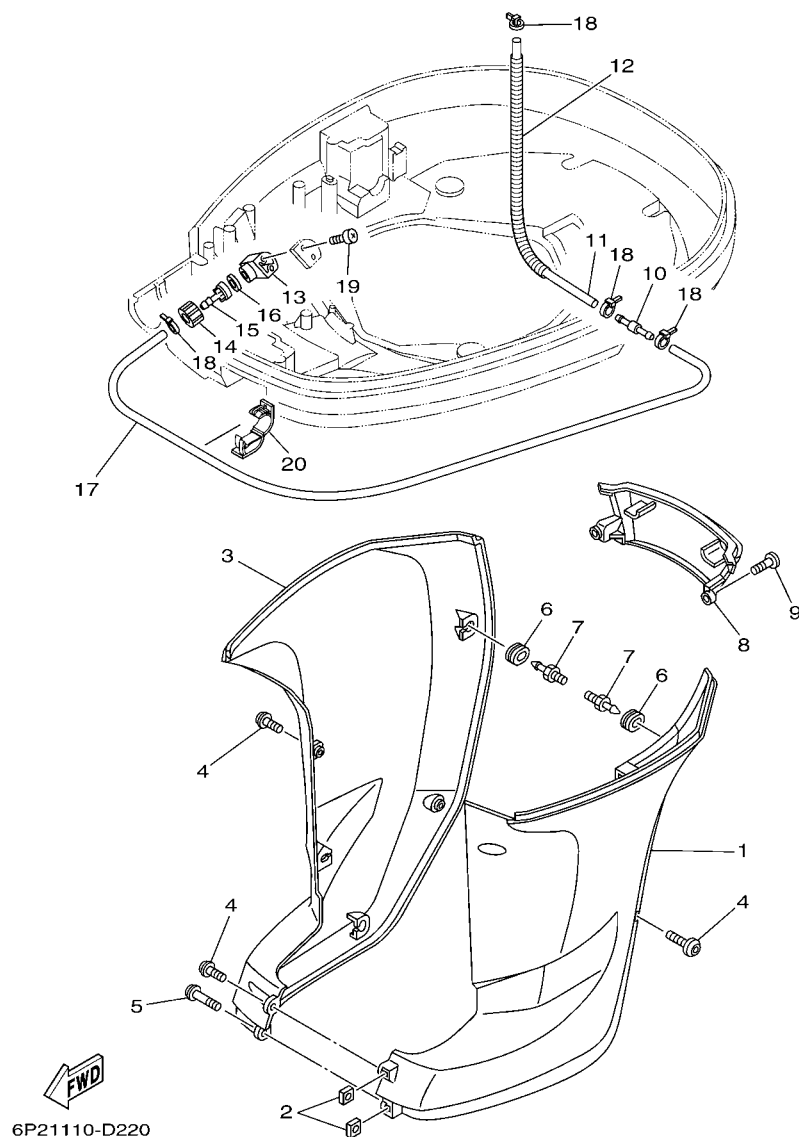
**CUBIERTA INFERIOR 1**

REF. NO.	PART NO. CODIGO Nº	DESCRIPTION DESCRIPCION	6DX4	6DY4			REMARKS OBSERVACIONES
28	90109-06M82	BOLT PERNO	4	4			
29	69J-42815-00-8D	LEVER, CLAMP PALANCA ABRAZADERA	1	1			
30	69J-42817-00-8D	LEVER, CLAMP PALANCA ABRAZADERA	1	1			
31	90386-15M73	BUSH BUJE	4	4			
32	90206-15M18	WASHER, WAVE ARANDELA ONDULADA	2	2			
33	63P-42818-01	LEVER, CLAMP PALANCA, ABRAZADERA	2	2			
34	97095-06020	BOLT PERNO	2	2			
35	90201-06068	WASHER, PLATE ARANDELA PLANA	2	2			
36	68F-42828-11-9S	PLATE, CLAMP PLACA, GRAMPA	1	1			
37	90109-06M82	BOLT PERNO	2	2			
38	69J-42816-00-8D	LEVER, CLAMP PALANCA ABRAZADERA	1	1			
39	90386-15M73	BUSH BUJE	2	2			
40	90206-15M18	WASHER, WAVE ARANDELA ONDULADA	1	1			
41	68V-42818-01	LEVER, CLAMP PALANCA, ABRAZADERA	1	1			
42	97095-06020	BOLT PERNO	1	1			
43	90201-06068	WASHER, PLATE ARANDELA PLANA	1	1			
44	64D-43144-00	HOOK, SPRING GANCHO	3	3			
45	90109-06M86	BOLT PERNO	3	3			
46	90506-18M40	SPRING, TENSION RESORTE DE TENSION	3	3			
47	6P2-42743-00	BRACKET SOPORTE	1	1			
48	90109-06M82	BOLT PERNO	1	1			
49	6P2-42766-10	BRACKET 2 SOPORTE 2	1	1			
50	90269-05005	RIVET REMACHE	2	2			
51	69J-8366G-02	BRACKET 3 SOPORTE 3	1	1			
52	90109-06M86	BOLT PERNO	1	1			
53	90464-18004	CLAMP BRIDA	2	2			
54	68F-42753-00	FASTNER TIRADOR	1	1			AP AP



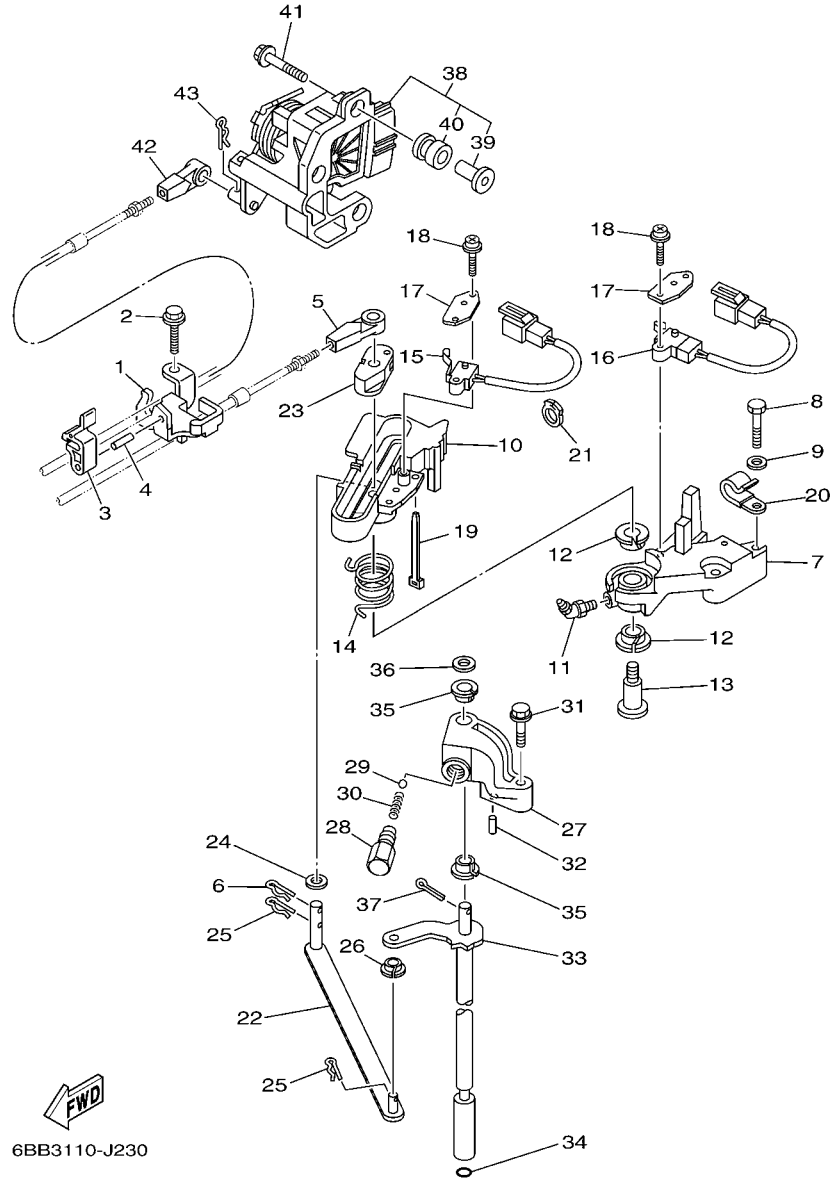
FIG. 23 BOTTOM COWLING 2

CUBIERTA INFERIOR 2



REF. NO.	PART NO. CODIGO Nº	DESCRIPTION DESCRIPCION	6DX4	6DY4	REMARKS OBSERVACIONES
1	69J-42741-00-8D	APRON MANDIL	1	1	
2	90173-06001	NUT, SQUARE TUERCA CUADRADA	2	2	
3	69J-42771-00-8D	APRON MANDIL	1	1	
4	90111-06144	BOLT,HEX. SOCKET BUTTON TORNILLO	5	5	
5	90111-06142	BOLT,HEX. SOCKET BUTTON TORNILLO	1	1	
6	90480-14M17	GROMMET TAPON	6	6	
7	69J-42774-10	STAY, APRON 1 BUJEDEL PIVOTE DE LA FLECHA	6	6	
8	69J-45151-00-8D	COVER, UPPER CASING CUBIERTA FUNDA SUPERIOR	1	1	
9	90111-06144	BOLT,HEX. SOCKET BUTTON TORNILLO	2	2	
10	6E5-24379-00	PIPE, JOINT 4 TUBO DE UNION 4	1	1	
11	90445-11M47	HOSE (L370) TUBO (L370)	1	1	
12	90447-13009	TUBE TUBO	1	1	
13	68T-12572-00	ADAPTER ADAPTADOR	1	1	
14	6R3-12581-00	JOINT, HOSE 1 CONEXION	1	1	
15	6R3-12582-00	JOINT, HOSE 2 CONEXION	1	1	
16	6R3-12583-00	GASKET, HOSE JOINT EMPAQUETADURA JUNTA DE MANGUE	1	1	
17	90445-11028	HOSE (L1050) TUBO (L1050)	1	1	
18	90465-11M10	CLAMP BRIDA	4	4	
19	97780-60520	SCREW, TAPPING TORNILLO DE CABEZA DE CONO ACH	2	2	
20	90464-18004	CLAMP BRIDA	1	1	



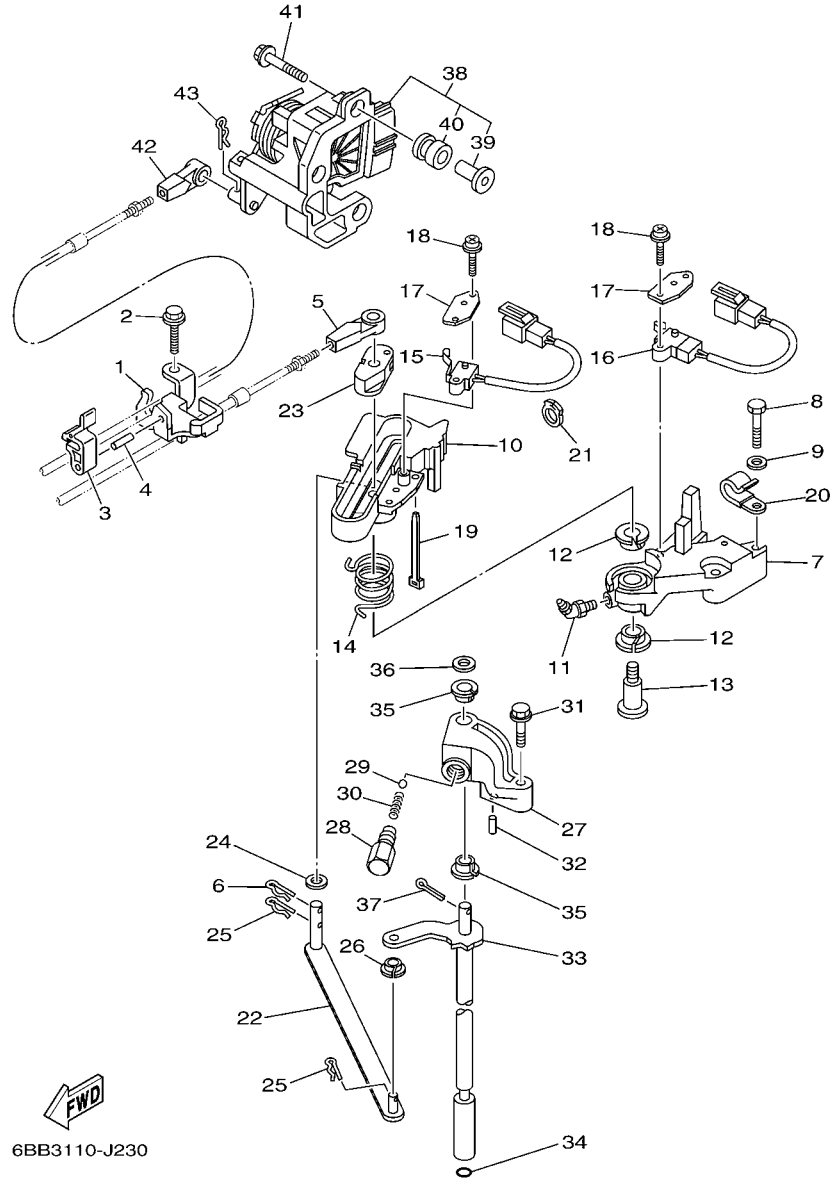


6BB3110-J230

FIG. 24 CONTROL

CONTROL

REF. NO.	PART NO. CODIGO Nº	DESCRIPTION DESCRIPCION	6DX4	6DY4		REMARKS OBSERVACIONES
1	6P2-48531-00	BRACKET, REMOTE CONTROL 1 SOPORTE DE CONTROL REMOTO	1	1		
2	90109-06M86	BOLT PERNO	2	2		
3	63P-48538-00	CLAMP, CABLE 1 GRAMPA DE CABLE	1	1		
4	91690-30010	PIN, SPRING PASADOR DE RESORTE	1	1		
5	6E5-48344-00	CABLE END, REMOTE CONTROL BASE CONTROL	1	1		
6	90468-18008	CLIP PRESILLA	1	1		
7	69J-44117-00	BRACKET SOPORTE	1	1		
8	97095-06035	BOLT PERNO	2	2		
9	92995-06600	WASHER ARANDELA	2	2		
10	69J-44176-01	BRACKET SOPORTE	1	1		
11	93700-06M01	NIPPLE, GREASE BOQUILLA DE ENGRASAR	1	1		
12	90386-12069	BUSH BUJE	2	2		
13	90109-08019	BOLT PERNO	1	1		
14	90508-20020	SPRING, TORSION RESORTE DE TORSION	1	1		
15	60V-8259F-00	SWITCH ASSY INTERRUPTOR	1	1		
16	69J-8259F-00	SWITCH ASSY INTERRUPTOR	1	1		
17	61A-82588-01	PLATE PLACA	2	2		
18	97985-04116	SCREW, WITH WASHER TORNILLO, CON ARANDELA	4	4		
19	90465-11M10	CLAMP BRIDA	1	1		
20	90465-06M86	CLAMP BRIDA	1	1		
21	90464-09010	CLAMP BRIDA	1	1		
22	6P2-44121-00	LEVER, SHIFT ROD PALANCA VARILLA CAMBIOS	1	1		
23	69J-44122-00	BUSHING, SHIFT ROD LEVER BUJE PALANCA VARILLA DE CAMBIO	1	1		
24	90202-08M20	WASHER, PLATE ARANDELA DE PLANA	1	1		
25	90468-18008	CLIP PRESILLA	2	2		
26	90386-06M12	BUSH BUJE	1	1		
27	69J-44118-00	BRACKET SOPORTE	1	1		



6BB3110-J230

FIG. 24 CONTROL

CONTROL

REF. NO.	PART NO. CODIGO Nº	DESCRIPTION DESCRIPCION	6DX4	6DY4	REMARKS OBSERVACIONES
28	648-42715-00	BUSHING BUJE	1	1	
29	93501-04M02	BALL BOLA	1	1	
30	90501-12082	SPRING, COMPRESSION RESORTE DE COMPRESION	1	1	
31	97575-06535	BOLT, WITH WASHER PERNO CON ARANDELA	1	1	
32	91690-30010	PIN, SPRING PASADOR DE RESORTE	1	1	
33	69J-44120-01	HANDLE GEAR SHIFT ASSY MANIJA DE CAMBIO COMPL	1	1	X(25.3") X(25.3")
	69J-44120-11	HANDLE GEAR SHIFT ASSY MANIJA DE CAMBIO COMPL	1	1	U(30.3") U(30.3")
34	93210-09165	O-RING ANILLO O	1	1	
35	90386-90M90	BUSH BUJE	2	2	
36	90201-09M02	WASHER, PLATE ARANDELA PLANA	1	1	
37	91490-20015	PIN, COTTER CHAVETA	1	1	
38	6P2-8A410-01	SENSOR UNIT UNIDAD DE SENSOR	1	1	
39	6P2-44139-00	.COLLAR .COLLAR	3	3	
40	6CB-41273-00	.GROMMET .TAPON PROTECTOR	3	3	
41	90119-06126	BOLT, WITH WASHER TORNILLO CON ARANDELA	3	3	
42	6E5-48344-00	CABLE END, REMOTE CONTROL BASE CONTROL	1	1	
43	90468-18008	CLIP PRESILLA	1	1	

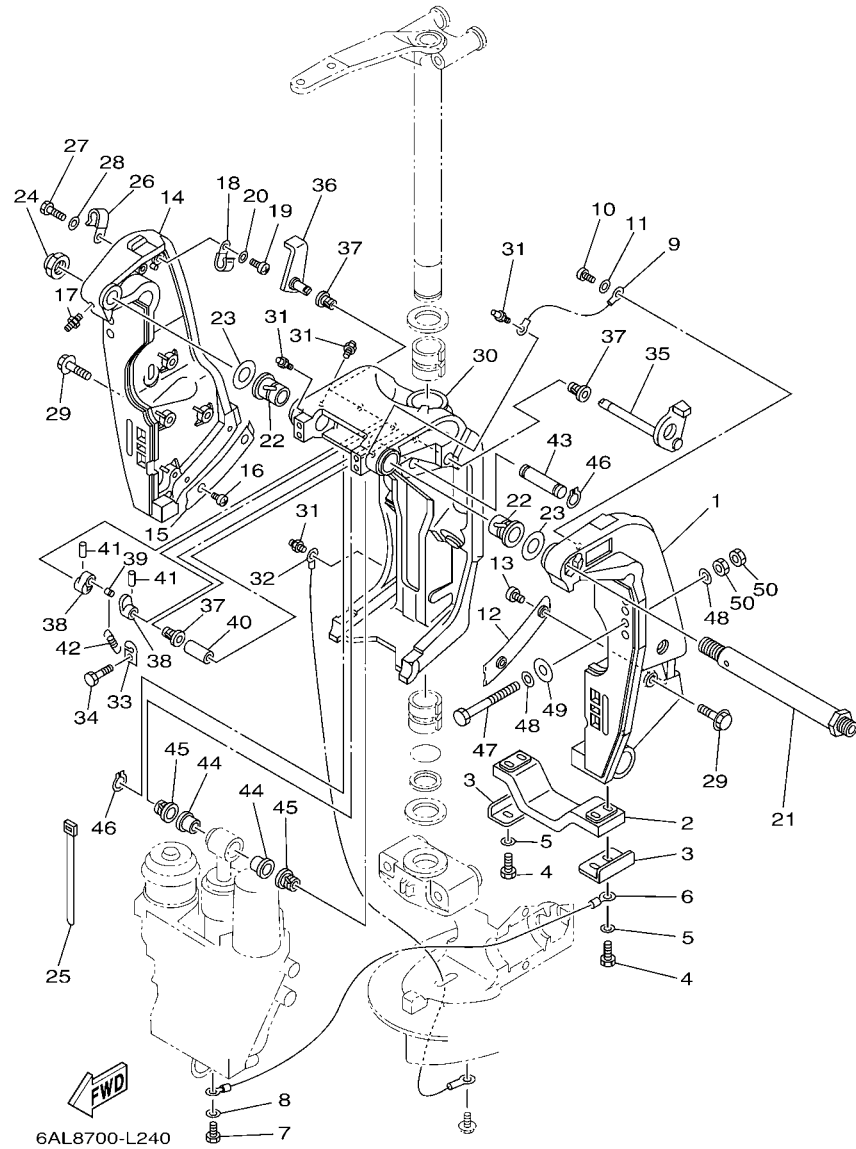


FIG. 25 BRACKET 1

SOPORTE 1

REF. NO.	PART NO. CODIGO Nº	DESCRIPTION DESCRIPCION	6DX4	6DY4	REMARKS OBSERVACIONES
1	69J-43111-02-8D	BRACKET, CLAMP 1 SOPORTE DE LA ABRAZADERA 1	1	1	
2	6G5-45251-02	ANODE CATODE	1	1	
3	6G5-44526-00	PLATE PLACA 1	2	2	
4	97095-06025	BOLT PERNO	4	4	
5	92995-06600	WASHER ARANDELA	4	4	
6	6H1-82148-00	WIRE, LEAD 4 CABLE CONDUCTOR 4	1	1	
7	97095-06010	BOLT PERNO	1	1	
8	92995-06600	WASHER ARANDELA	1	1	
9	6E5-82148-00	WIRE, LEAD 4 CABLE CONDUCTOR 4	1	1	
10	97885-06012	SCREW, PAN HEAD TORNILLO A MUESCA	1	1	
11	92995-06600	WASHER ARANDELA	1	1	
12	61A-43132-00	WASHER, FRICTION ARANDELA DE FRICCION	1	1	
13	97885-06010	SCREW, PAN HEAD TORNILLO A MUESCA	2	2	
14	69J-43112-01-8D	BRACKET, CLAMP 2 SOPORTE DE LA ABRAZADERA 2	1	1	
15	61A-43133-00	WASHER, FRICTION RONDANA	1	1	
16	97885-06010	SCREW, PAN HEAD TORNILLO A MUESCA	2	2	
17	93700-06M03	NIPPLE, GREASE BOQUILLA DE ENGRASAR	1	1	
18	90465-08M83	CLAMP BRIDA	1	1	
19	97885-06012	SCREW, PAN HEAD TORNILLO A MUESCA	1	1	
20	92995-06600	WASHER ARANDELA	1	1	
21	6R3-43131-00	BOLT, CLAMP BRACKET TORNILLO DE ABRAZADERA DEL SOP	1	1	
22	90386-25M31	BUSH BUJE	2	2	
23	90201-26M59	WASHER, PLATE ARANDELA PLANA	2	2	
24	90185-22M11	NUT, SELF-LOCKING TUERCA AUTOBLOCANTE	1	1	
25	90465-11M10	CLAMP BRIDA	4	4	
26	90465-08M83	CLAMP BRIDA	1	1	
27	97095-06014	BOLT PERNO	1	1	

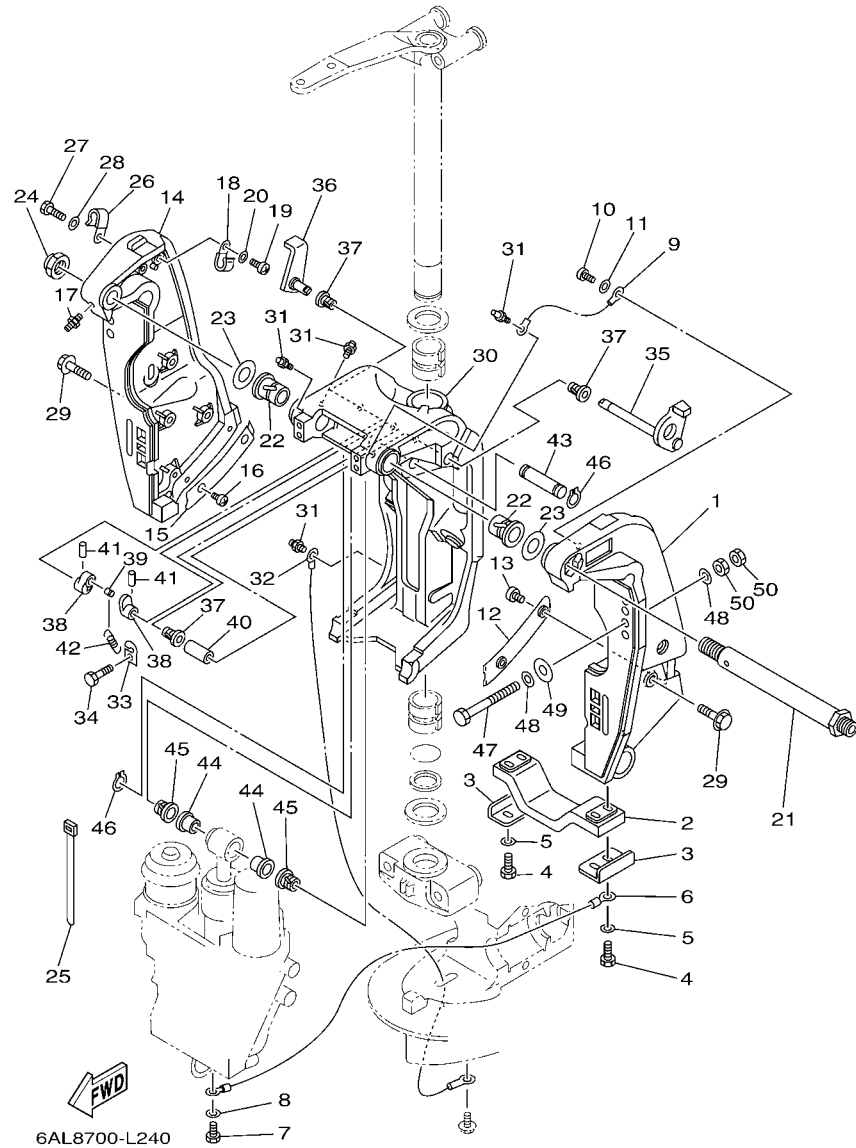
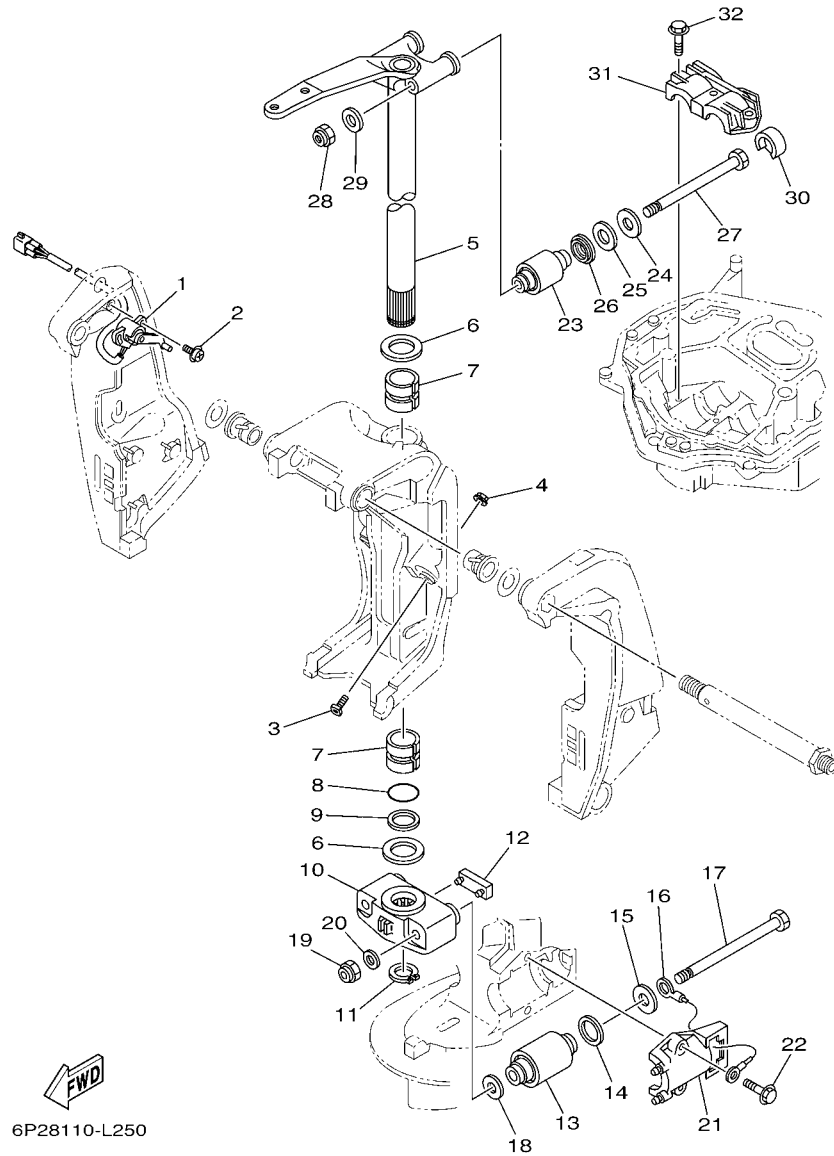


FIG. 25 BRACKET 1

SOPORTE 1

REF. NO.	PART NO. CODIGO N°	DESCRIPTION DESCRIPCION	6DX4	6DY4	REMARKS OBSERVACIONES
28	92995-06600	WASHER ARANDELA	1	1	
29	90119-10024	BOLT, WITH WASHER TORNILLO CON ARANDELA	8	8	
30	61A-43311-22-8D	BRACKET, SWIVEL 1 SOPORTE GIRATORIO 1	1	1	
31	93700-06M03	NIPPLE, GREASE BOQUILLA DE ENGRASAR	5	5	
32	69J-82147-00	WIRE, LEAD 5 CABLE CONDUCTOR 5	1	1	
33	6G5-43144-00	HOOK, SPRING GANCHO	1	1	
34	97095-06010	BOLT PERNO	1	1	
35	61A-43181-01	LEVER, TILT STOP 1 PALANCA TOPE INCLINACION 1	1	1	
36	6G5-43185-02	LEVER, TILT STOP 2 PALANCA TOPE INCLINACION 2	1	1	
37	90386-10M16	BUSH BUJE	3	3	
38	6G5-43148-00	COLLAR, DISTANCE COLLAR	2	2	
39	90249-06M19	PIN PASADOR	1	1	
40	90387-10M05	COLLAR ESPACIADOR	1	1	
41	91690-30020	PIN, SPRING PASADOR DE RESORTE	2	2	
42	90506-16003	SPRING, TENSION RESORTE DE TENSION	1	1	
43	6E5-43126-10	PIN, UPPER SHOCK MOUNT PASADOR DE AMORTIGUADOR SUPERIOR	1	1	
44	90386-18M63	BUSH BUJE	2	2	
45	90386-18M14	BUSH BUJE	2	2	
46	93410-18M05	CIRCLIP SEGURO	2	2	
47	90101-12M05	BOLT (L:130MM) TORNILLO (L:130MM)	4	4	
48	90201-13M01	WASHER, PLATE ARANDELA PLANA	8	8	
49	90201-12426	WASHER, PLATE ARANDELA PLANA	4	4	
50	95380-12600	NUT TUERCA	8	8	



6P28110-L250

FIG. 26 BRACKET 2

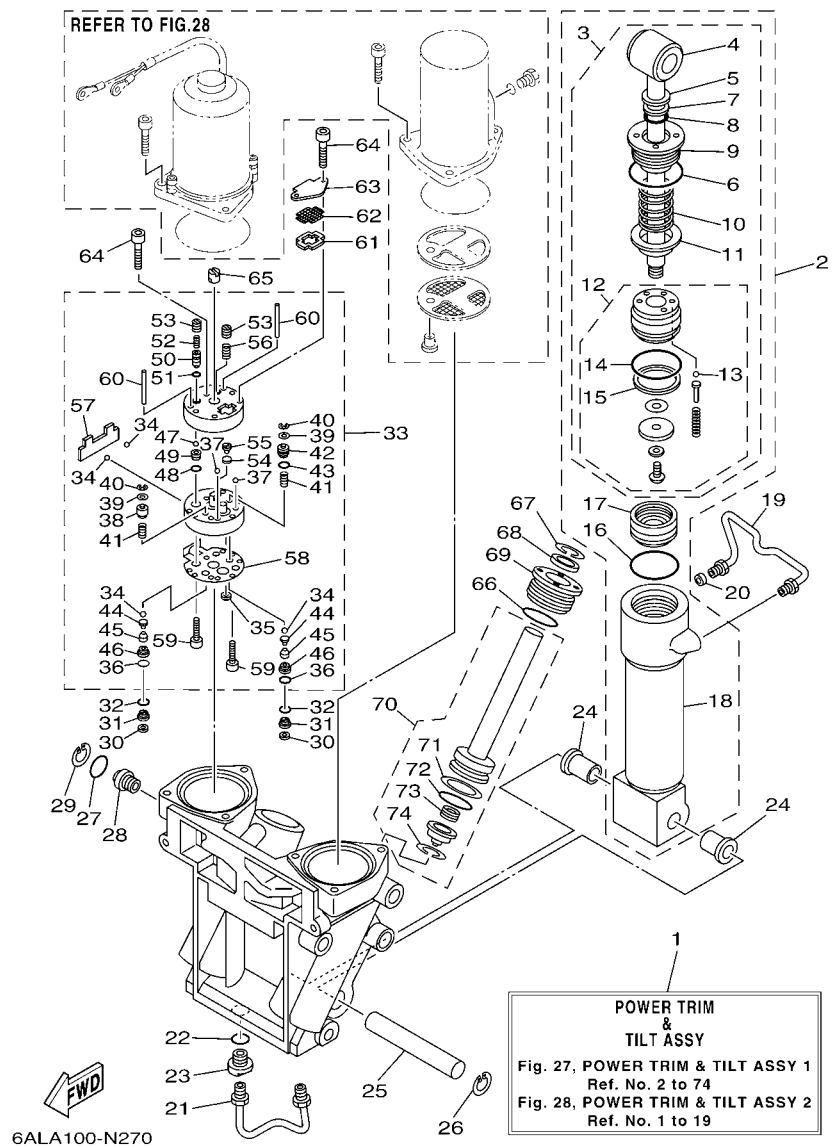
SOPORTE 2

REF. NO.	PART NO. CODIGO Nº	DESCRIPTION DESCRIPCION	6DX4	6DY4	REMARKS OBSERVACIONES
1	69J-83672-11	TRIM SENDER TRANSMISOR DE INCLINADOR	1	1	
2	97985-06216	SCREW, WITH WASHER TORNILLO, CON ARANDELA	2	2	
3	61A-43376-00	BOLT, THRUST RECEIVER TORNILLO RECEPTOR	2	2	
4	95780-10300	NUT, FLANGE TUERCA	2	2	
5	69J-42510-00-8D	STEERING BRACKET ASSY SOPORTE DIRECCION COMPL.	1	1	
6	90201-40M00	WASHER, PLATE ARANDELA PLANA	2	2	
7	90386-39M89	BUSH BUJE	2	2	
8	93210-35321	O-RING ANILLO O	1	1	
9	90202-40M47	WASHER, PLATE ARANDELA DE PLANA	1	1	
10	69J-44551-00-8D	HOUSING, LOWER MOUNT RUBBER 1 CAJA AMORTIGUADOR INFERIOR HU	1	1	
11	93410-37M04	CIRCLIP SEGURO	1	1	
12	61A-44575-00	DAMPER, LOWER MOUNT RUBBER AMORTIGUADOR INFERIOR	1	1	
13	60X-44555-00	MOUNT DAMPER, LOWER SIDE AMORTIGUADOR DE HULE LADO INFE	2	2	
14	90202-32M19	WASHER, PLATE ARANDELA DE PLANA	2	2	
15	90201-16016	WASHER, PLATE ARANDELA PLANA	2	2	
16	6E5-82149-00	WIRE, LEAD 3 CABLE CONDUCTOR 3	1	1	
17	90101-14002	BOLT TORNILLO	2	2	
18	90201-15M58	WASHER, PLATE ARANDELA PLANA	2	2	
19	90185-14M00	NUT, SELF-LOCKING TUERCA AUTOBLOCANTE	2	2	
20	92995-14600	WASHER ARANDELA	2	2	
21	61A-44552-01-CA	HOUSING, LOWER MOUNT RUBBER 2 CAJA AMORTIGUADOR INFERIOR HU	2	2	
22	90119-10024	BOLT, WITH WASHER TORNILLO CON ARANDELA	4	4	
23	69J-44514-00	MOUNT DAMPER, UPPER SIDE AMORTIGUADOR LADO SUPERIOR	2	2	
24	90201-16015	WASHER, PLATE ARANDELA PLANA	2	2	
25	90202-28M46	WASHER, PLATE ARANDELA DE PLANA	2	2	
26	69J-44532-00	STOPPER, UPPER MOUNT RETEN	2	2	
27	90101-14003	BOLT TORNILLO	2	2	



FIG. 27 POWER TRIM & TILT ASSY 1

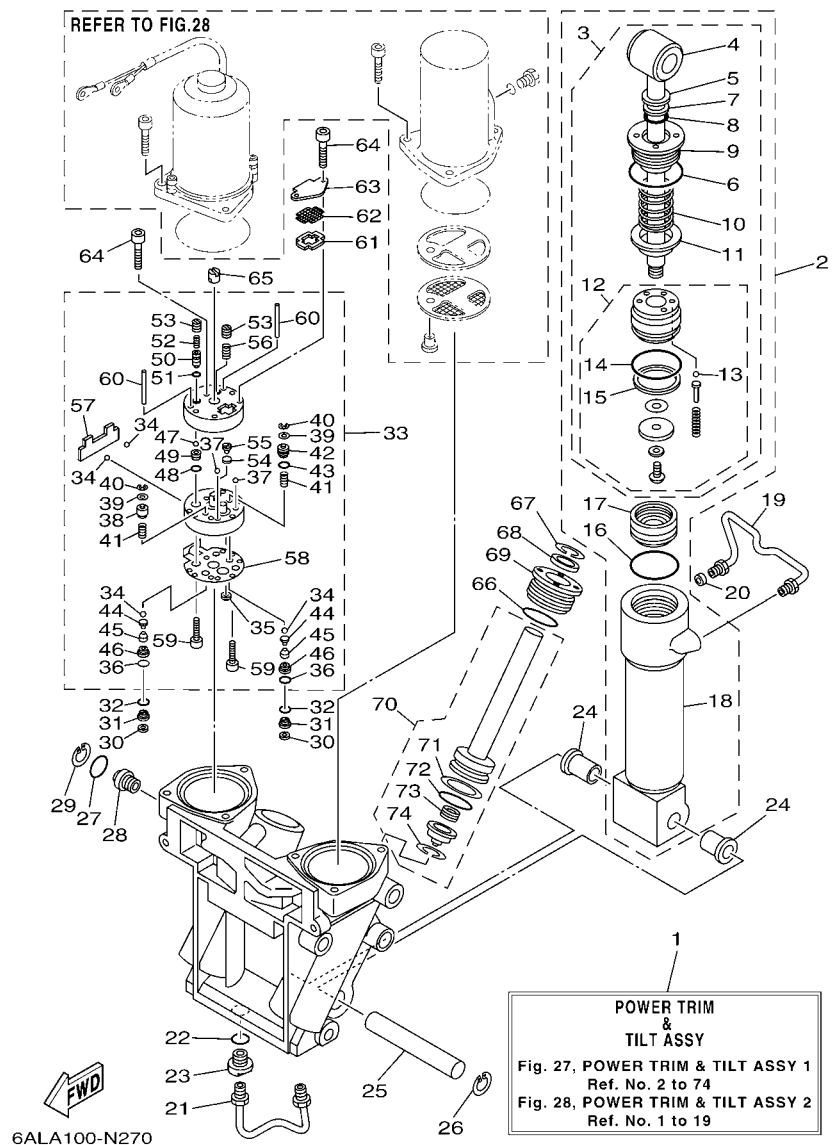
COMPONER Y PODER VARILLA 1



REF. NO.	PART NO. CODIGO Nº	DESCRIPTION DESCRIPCION	6DX4	6DY4	REMARKS OBSERVACIONES
1	69J-43800-06-8D	POWER TRIM & TILT ASSY ELEVADOR HIDRAULICO COMPL.	1	1	
2	6CE-43840-00	POWER TILT ASSY CONJUNTO COMPONER	1	1	
3	6CE-43810-00	.TILT PISTON SUB ASSY .ELEVADOR SUB-PISTON COMPL.	1	1	
4	69J-43801-01	..ROD ..VALILLA COMPL INCLINACION	1	1	
5	93106-19N50	..OIL SEAL ..SELLO ACEITE	1	1	
6	6H1-43861-00	..O-RING ..ANILLO EN O 1	1	1	
7	6H1-43872-00	..RING, BACK UP ..ANILLO	1	1	
8	61A-4389H-01	..O-RING ..ANILLO EN O	1	1	
9	61A-43811-00	..SCREW, CYLINDER END ..TORNILLO CILINDRO EXTREMO	1	1	
10	69J-4384H-00	..SPRING ..RESORTE	1	1	
11	69J-4382E-00	..ADAPTOR 2 ..ADAPTADOR 2	1	1	
12	6CE-4380P-00	..PISTON SUB ASSY ..SUB-PISTON COMPL	1	1	
13	93505-32038	...BALL ...BOLA	5	5	
14	61A-43861-00	...O-RING ...ANILLO EN O 1	1	1	
15	61A-43871-00	...RING, BACK UP ...ANILLO	1	1	
16	61A-43861-00	.O-RING .ANILLO EN O 1	1	1	
17	6H1-43814-00	.PISTON, FREE .PISTON LIBRE	1	1	
18	61A-43813-01	.CYLINDER, TILT .CILINDRO INCLINACION	1	1	
19	61A-43835-01	PIPE TUBO 3	1	1	
20	69J-4388J-00	PLUG 2 TAPON 2	1	1	
21	69J-43833-01	PIPE TUBO 1	1	1	
22	93210-17239	O-RING ANILLO O	1	1	
23	69J-4388E-01	BOLT ,SCREW PERNO	1	1	
24	90386-18M14	BUSH BUJE	2	2	
25	61A-43818-00	PIN, LOWER SHOCK MOUNT PASADOR AMORTIGUADOR INFERIOR	1	1	
26	61A-43876-00	RING, SNAP ANILLO	1	1	
27	6D8-43863-00	O-RING ANILLO EN O 3	1	1	

FIG. 27 POWER TRIM & TILT ASSY 1

COMPONER Y PODER VARILLA 1

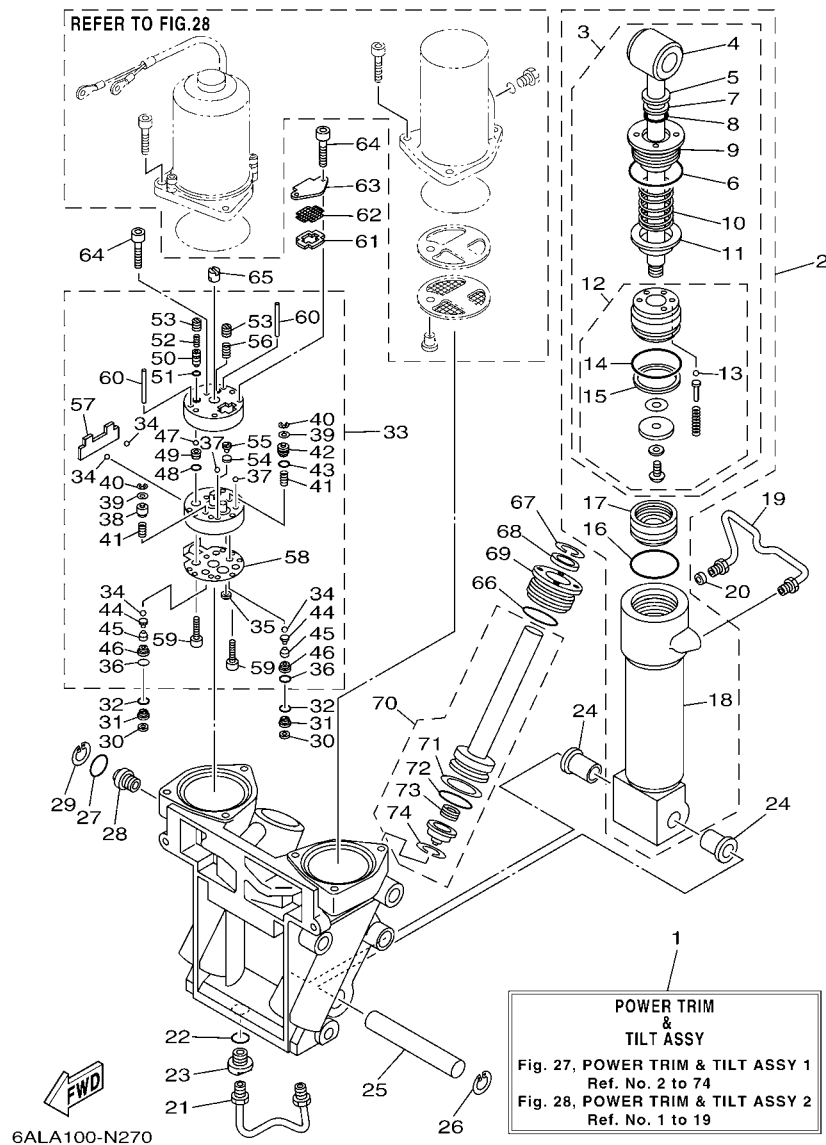


REF. NO.	PART NO. CODIGO Nº	DESCRIPTION DESCRIPCION	6DX4	6DY4	REMARKS OBSERVACIONES
28	69J-43845-00	SCREW, MANUAL RELEASE TORNILLO DESCOPLIO MANUAL	1	1	
29	6H1-43875-00	RING, SNAP ANILLO	1	1	
30	69J-4381C-00	FILTER 3 FIELTRO 3	2	2	
31	69J-43899-01	PLATE STOPPER PLACA	2	2	
32	69J-4389J-00	O-RING ANILLO O	2	2	
33	69J-43830-01	GEAR PUMP ASSY ENGRANAJE BOMBA COMPL.	1	1	
34	93505-32038	.BALL .BOLA	4	4	
35	69J-4381C-00	.FILTER 3 .FIELTRO 3	1	1	
36	69J-4389J-00	.O-RING .ANILLO O	2	2	
37	93503-16003	.BALL .ESFERA	2	2	
38	6CJ-4384M-00	.PISTON, SHUTTLE 2 .PISTON 2	1	1	
39	69A-4384F-00	.SEAL, MAIN VALVE .ASIENTO	2	2	
40	99002-03600	.CLIP .PRESILLA REDONDA	2	2	
41	69J-43894-00	.SPRING, SHUTTLE RETURN .RESORTE	2	2	
42	6CJ-43841-00	.PISTON, SHUTTLE .PISTON	1	1	
43	6H1-43883-00	.O-RING .ANILLO EN O 10	1	1	
44	60V-4386A-00	.PIN, ABSORBER VALVE .PASADOR VALVULA ABSORBER	2	2	
45	69J-43853-00	.SPRING, MAIN VALVE .RESORTE	2	2	
46	6CJ-43893-00	.WASHER .RONDANA	2	2	
47	93501-08001	.BALL .BOLA	2	2	
48	93210-08391	.O-RING .ANILLO O	1	1	
49	69J-43851-00	.SEAT, RELIEF VALVE .ASIENTO VALVULA DE DESCARGA	1	1	
50	6CJ-43844-00	.PIN, VALVE SUPPORT .PASADOR VALVULA SOPORTE	1	1	
51	93210-064A5	.O-RING .ANILLO O	1	1	
52	69J-43855-00	.SPRING, UP RELIEF .RESORTE SEGURIDAD SUPERIOR	1	1	
53	6CJ-43843-00	.SCREW, VALVE LOCK .TORNILLO	2	2	
54	6H1-4384G-11	.SEAL, RELIEF VALVE .ASIENTO	1	1	



FIG. 27 POWER TRIM & TILT ASSY 1

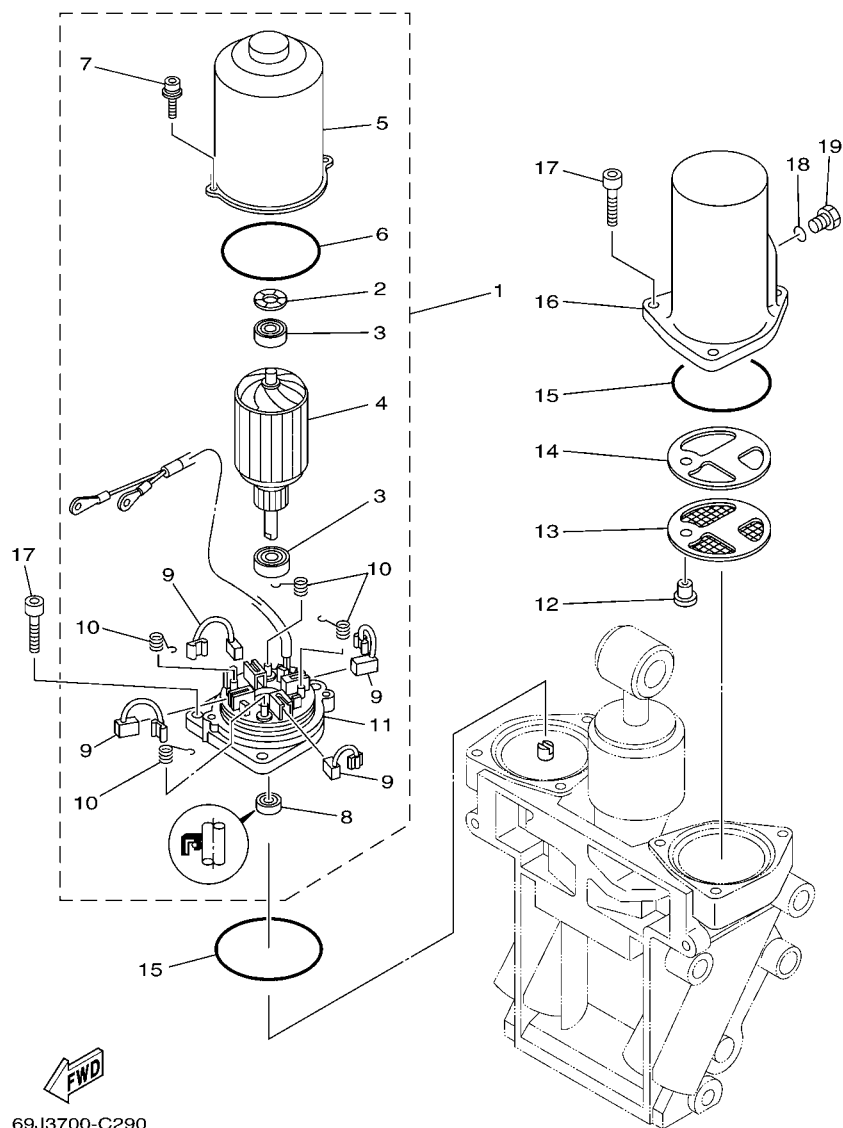
COMPONER Y PODER VARILLA 1



REF. NO.	PART NO. CODIGO Nº	DESCRIPTION DESCRIPCION	6DX4	6DY4	REMARKS OBSERVACIONES
55	6H1-43844-10	.PIN, VALVE SUPPORT .PASADOR VALVULA SOPORTE	1	1	
56	6H1-43856-10	.SPRING, DOWN RELIEF .RESORTE SEGURIDAD	1	1	
57	69J-43854-00	.SPRING, MANUAL RELEASE .RESORTE DESCOPLO MANUAL	1	1	
58	69J-4384G-00	.SEAL, RELIEF VALVE .ASIENTO	1	1	
59	91318-05025	.BOLT .TORNILLO	2	2	
60	93604-35236	.PIN, DOWEL .PASADOR DE CLAVIJA	2	2	
61	69J-43871-00	RING, BACK UP ANILLO	1	1	
62	69J-43816-00	FILTER 1 FILTRO 1	1	1	
63	69J-4381J-00	PLATE PLACA	1	1	
64	91318-05040	BOLT TORNILLO	3	3	
65	69J-43831-00	CONNECTOR, SHAFT CONEXION EJE	1	1	
66	61A-43861-00	O-RING ANILLO EN O 1	2	2	
67	6T4-43875-01	RING, SNAP ANILLO	2	2	
68	61A-43822-00	SEAL, TRIM DUST SELLO DE POLVO	2	2	
69	61A-43821-01	SCREW, TRIM CYLINDER END TORNILLO CILINDRO EXTREMO	2	2	
70	69J-43820-01	TRIM PISTON SUB ASSY ELEVADOR PISTON COMPL.	2	2	
71	61A-43874-00	.RING, BACK UP .ANILLO	1	1	
72	61A-43864-00	.O-RING .ANILLO EN O 4	1	1	
73	61A-4384H-10	.SPRING .RESORTE	1	1	
74	61A-43875-10	.RING, SNAP .ANILLO	1	1	

FIG. 28 POWER TRIM & TILT ASSY 2

COMPONER Y PODER VARILLA 2



69J3700-C290

REF. NO.	PART NO. CODIGO Nº	DESCRIPTION DESCRIPCION	6DX4	6DY4	REMARKS OBSERVACIONES
1	69J-43880-01	MOTOR ASSY MOTOR COMPL.	1	1	
2	90206-14N50	.WASHER, WAVE .ARANDELA ONDULADA	1	1	
3	93399-999T6	.BEARING .COJINETE	2	2	
4	69J-43805-00	.ARMATURE ASSY .INDUCIDO COMPL.	1	1	
5	69J-43804-00	.STATOR ASSY .ESTATOR COMPL	1	1	
6	69J-43861-00	.O-RING .ANILLO EN O 1	1	1	
7	69J-43886-00	.BOLT .TORNILLO	2	2	
8	69J-43882-00	.OIL SEAL .SELLO ACEITE	1	1	
9	69J-43891-00	.BRUSH 1 .ESCOBILLA 1	4	4	
10	69J-4386K-00	.SPRING, BRUSH .RESORTE, ESCOBILLA	4	4	
11	69J-43881-01	.FRAME, END .CUADRO EXTERMO	1	1	
12	69J-4388H-00	PLUG TAPON	1	1	
13	69J-43817-00	FILTER 2 FIELTRO 2	1	1	
14	69J-4388F-00	SPACER ESPACIADOR	1	1	
15	93210-66001	O-RING ANILLO O	2	2	
16	69J-43828-00	BODY, RESERVOIR CUERPO DEPOSITO	1	1	
17	69J-43888-00	BOLT, SOCKET TORNILLO ENCASTRE	6	6	
18	93210-09165	O-RING ANILLO O	1	1	
19	6H1-43829-00	PLUG, RESERVOIR TAPON DEPOSITO	1	1	

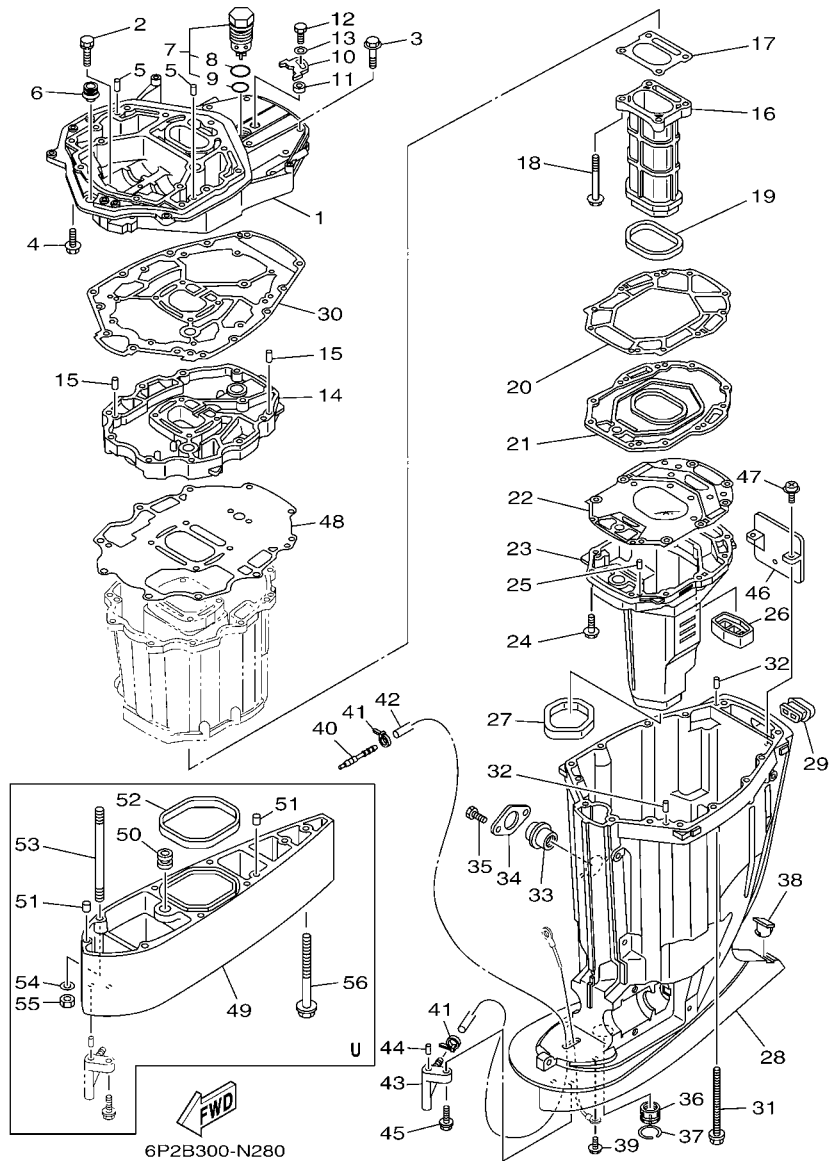


FIG. 29 UPPER CASING

FUNDA SUPERIOR

REF. NO.	PART NO. CODIGO Nº	DESCRIPTION DESCRIPCION	6DX4	6DY4	REMARKS OBSERVACIONES
1	69J-41137-10-CA	GUIDE, EXHAUST GUIA DE ESCAPE	1	1	
2	90119-08102	BOLT, WITH WASHER TORNILLO CON ARANDELA	2	2	
3	97575-10545	BOLT, WITH WASHER PERNO CON ARANDELA	7	7	
4	97575-10535	BOLT, WITH WASHER PERNO CON ARANDELA	7	7	
5	93608-16M16	PIN, DOWEL PASADOR DE CLAVIJA	2	2	
6	6E5-42724-00	GROMMET TAPON	1	1	
7	6AW-11371-10	PRESSURE CONTROL VALVE ASSY VALVULA, CONTROL DE PRESION	1	1	
8	93210-347A1	.O-RING .ANILLO O	1	1	
9	93210-28543	.O-RING .ANILLO O	1	1	
10	69J-12233-00	PLATE, GUIDE STOPPER 1 PLACA DE TOPE DE GUIA 1	1	1	
11	90387-06037	COLLAR ESPACIADOR	1	1	
12	97095-06020	BOLT PERNO	1	1	
13	92995-06600	WASHER ARANDELA	1	1	
14	69J-41131-11-CA	MANIFOLD, EXT. 1 TUBO MULTIPLE DE ESCAPE	1	1	
15	93608-16M16	PIN, DOWEL PASADOR DE CLAVIJA	2	2	
16	69J-41132-20-9S	MANIFOLD, EXHAUST TUBO MULTIPLE DE ESCAPE	1	1	
17	6P2-41134-00	GASKET, EXHAUST MANIFOLD EMPAQUE	1	1	
18	97575-08590	BOLT, WITH WASHER PERNO CON ARANDELA	4	4	
19	69J-41138-00	SEAL, EXT. 1 SELLO, ESCAPE 1	1	1	
20	69J-41135-A0	GASKET, EXHAUST MANIFOLD EMPAQUE	1	1	
21	69J-45181-10-9S	PLATE PLACA	1	1	
22	6S1-41136-00	GASKET, EXHAUST MANIFOLD 4 EMPAQUE	1	1	
23	69J-14711-21-9S	MUFFLER 1 SILENCIADOR 1	1	1	
24	97575-08535	BOLT, WITH WASHER PERNO CON ARANDELA	10	10	
25	93606-19M23	PIN, DOWEL PASADOR DE CLAVIJA	2	2	
26	69J-45127-00	SEAL SELLO DE GOMA	1	1	
27	69J-45123-00	GASKET, MUFFLER EMPAQUE SILENCIADOR	1	1	

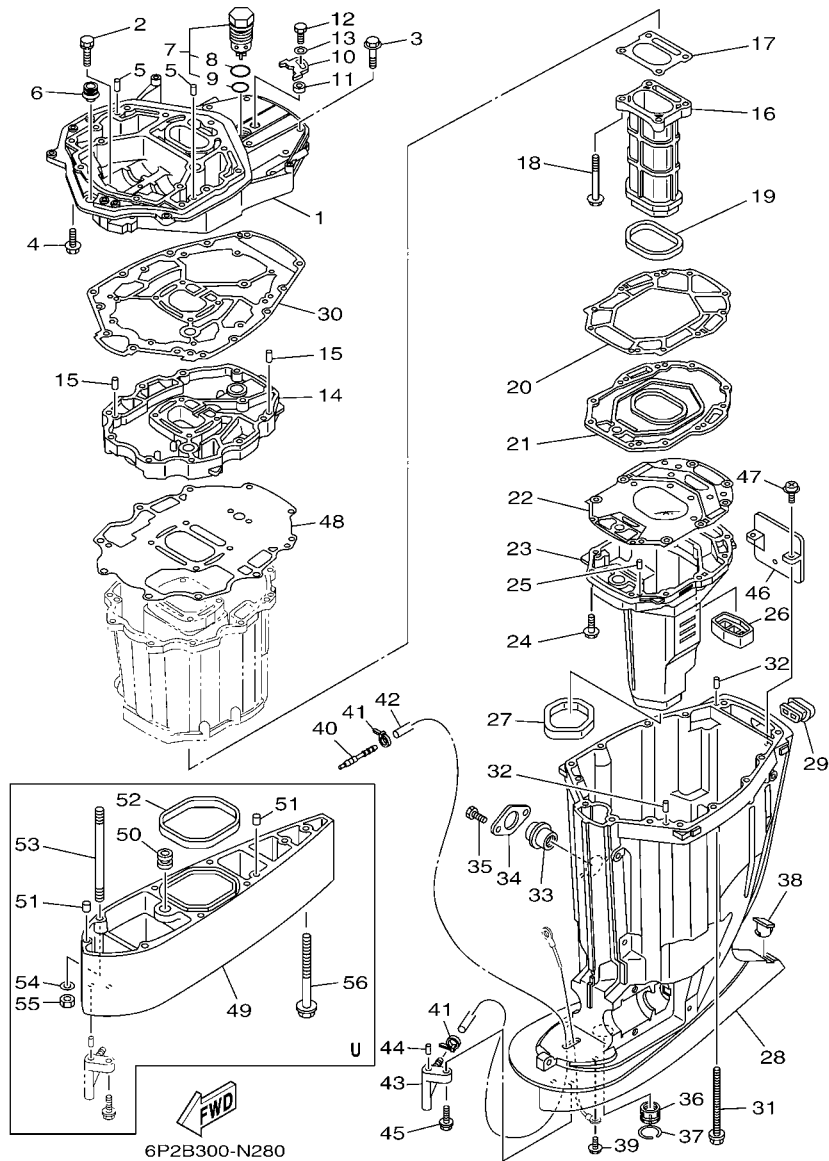


FIG. 29 UPPER CASING

FUNDA SUPERIOR

REF. NO.	PART NO. CODIGO Nº	DESCRIPTION DESCRIPCION	6DX4	6DY4	REMARKS OBSERVACIONES
28	69J-45111-10-8D	CASING, UPPER CAJA SUPERIOR	1	1	
29	69J-42769-00	SEAL, RUBBER SELLO DE GOMA	1	1	
30	69J-45113-20	GASKET, UPPER CASING EMPAQUE	1	1	
31	90119-10007	BOLT, WITH WASHER TORNILLO CON ARANDELA	6	6	
32	93608-16M16	PIN, DOWEL PASADOR DE CLAVIJA	2	2	
33	69J-15316-00	DAMPER 1 AMORTIGUADOR 1	1	1	
34	69J-45152-10	COVER, UPPER CASING 2 CUBIERTA FUNDA SUPERIOR 2	1	1	
35	97095-06012	BOLT PERNO	2	2	
36	69J-45318-01	BUSHING, DRIVE SHAFT BUJE, EJE DE MANDO	1	1	
37	93420-36M01	CIRCLIP SEGURO	1	1	
38	61A-45155-00	CAP TAPA	1	1	
39	95895-06010	BOLT, FLANGE TORNILLO DE REBORDE	1	1	
40	6E5-83558-00	END, NIPPLE EXTREMO DE NIPLE	1	1	
41	90465-11M10	CLAMP BRIDA	2	2	
42	90445-07010	HOSE (L1330) TUBO (L1330)	1	1	X(25.3") X(25.3")
42	90445-07012	HOSE (L1457) TUBO (L1457)	1	1	U(30.3") U(30.3")
43	61A-45378-00	NIPPLE, HOSE NIPLE MANGUERA	1	1	
44	93606-12019	PIN, DOWEL PASADOR DE CLAVIJA	1	1	
45	90119-06M17	BOLT, WITH WASHER TORNILLO CON ARANDELA	1	1	
46	69J-14624-01	COVER, EXHAUST CUBIERTA ESCAPE	1	1	
47	97980-06216	SCREW, WITH WASHER TORNILLO, CON ARANDELA	2	2	
48	69J-15312-01	GASKET, OIL PAN EMPAQ BANDEJA DE ACEITE	1	1	
49	69J-45211-02-8D	EXTENSION EXTENSION	1	1	U(30.3") U(30.3")
50	6E5-44366-00	DAMPER, WATER SEAL 2 GOMA DEL SELLO DE AGUA 2	1	1	U(30.3") U(30.3")
51	93608-12M05	PIN, DOWEL PASADOR DE CLAVIJA	2	2	U(30.3") U(30.3")
52	69J-45159-00	DAMPER SELLO DE GOMA	1	1	U(30.3") U(30.3")
53	90116-10012	BOLT, STUD ESPARRAGO	6	6	U(30.3") U(30.3")

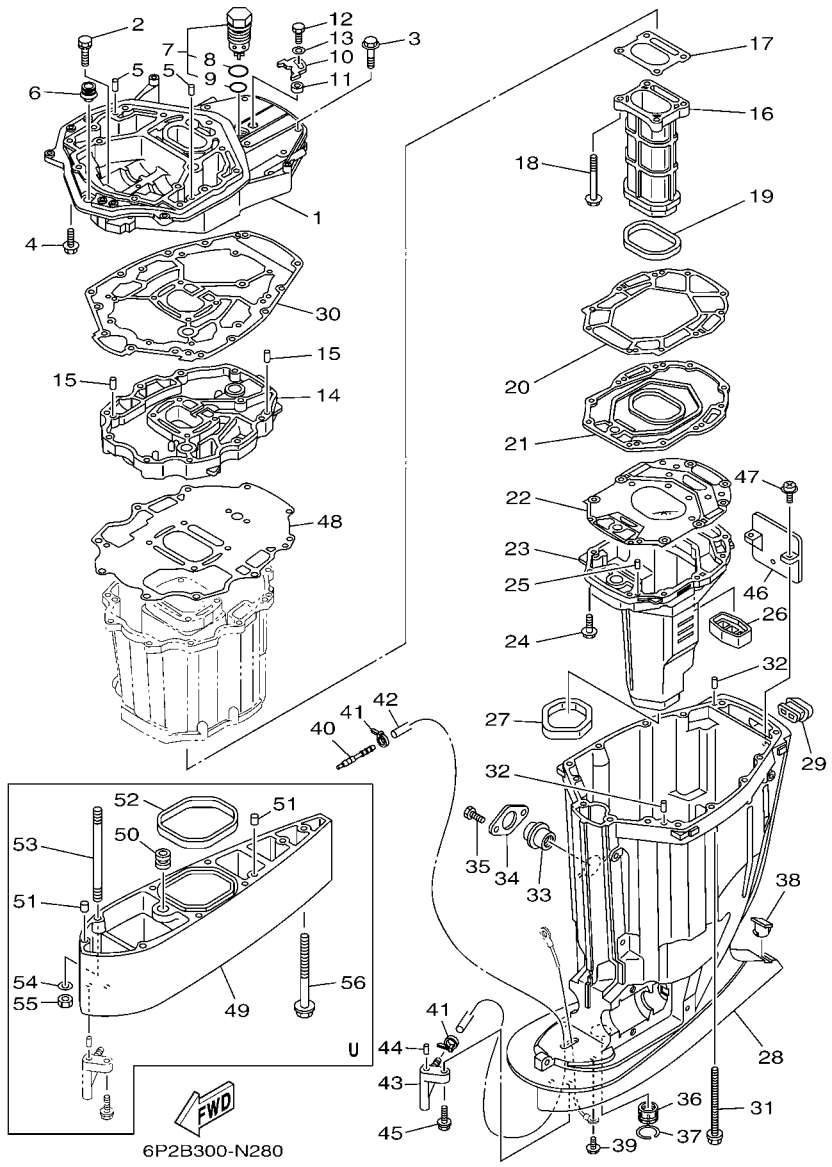
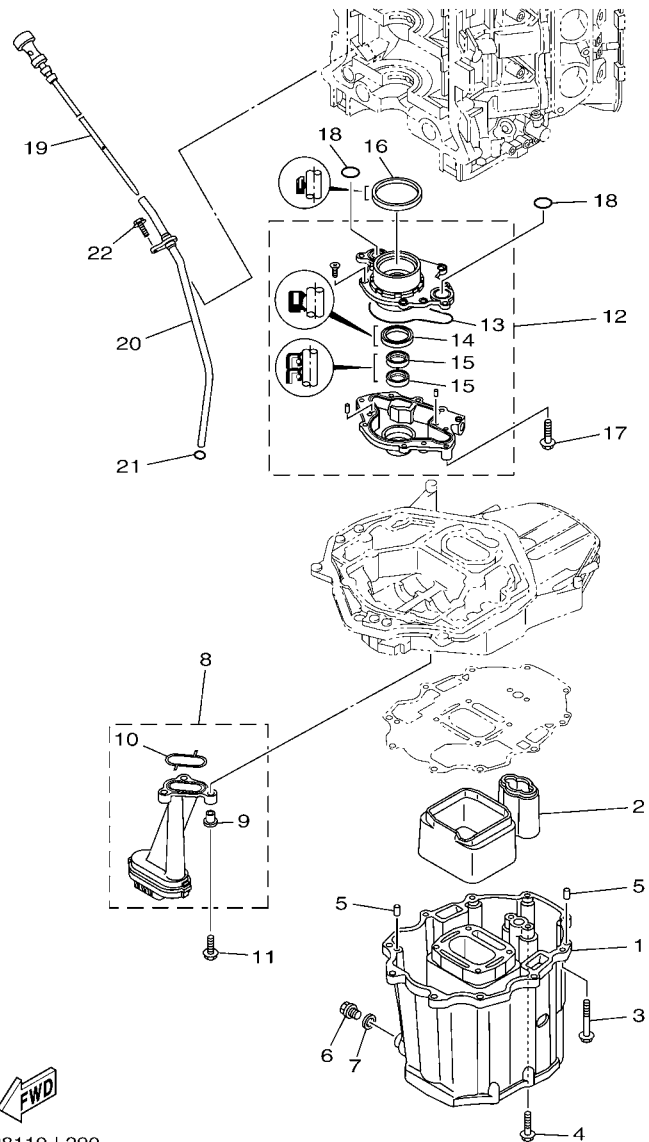


FIG. 29 UPPER CASING

FUNDA SUPERIOR

REF. NO.	PART NO. CODIGO Nº	DESCRIPTION DESCRIPCION	6DX4	6DY4	REMARKS OBSERVACIONES
54	92995-10600	WASHER ARANDELA	6	6	U(30.3") U(30.3")
55	95380-10600	NUT TUERCA	6	6	U(30.3") U(30.3")
56	90119-10009	BOLT, WITH WASHER TORNILLO CON ARANDELA	1	1	U(30.3") U(30.3")
-----					
-----					
-----					
-----					
-----					
-----					
-----					
-----					
-----					

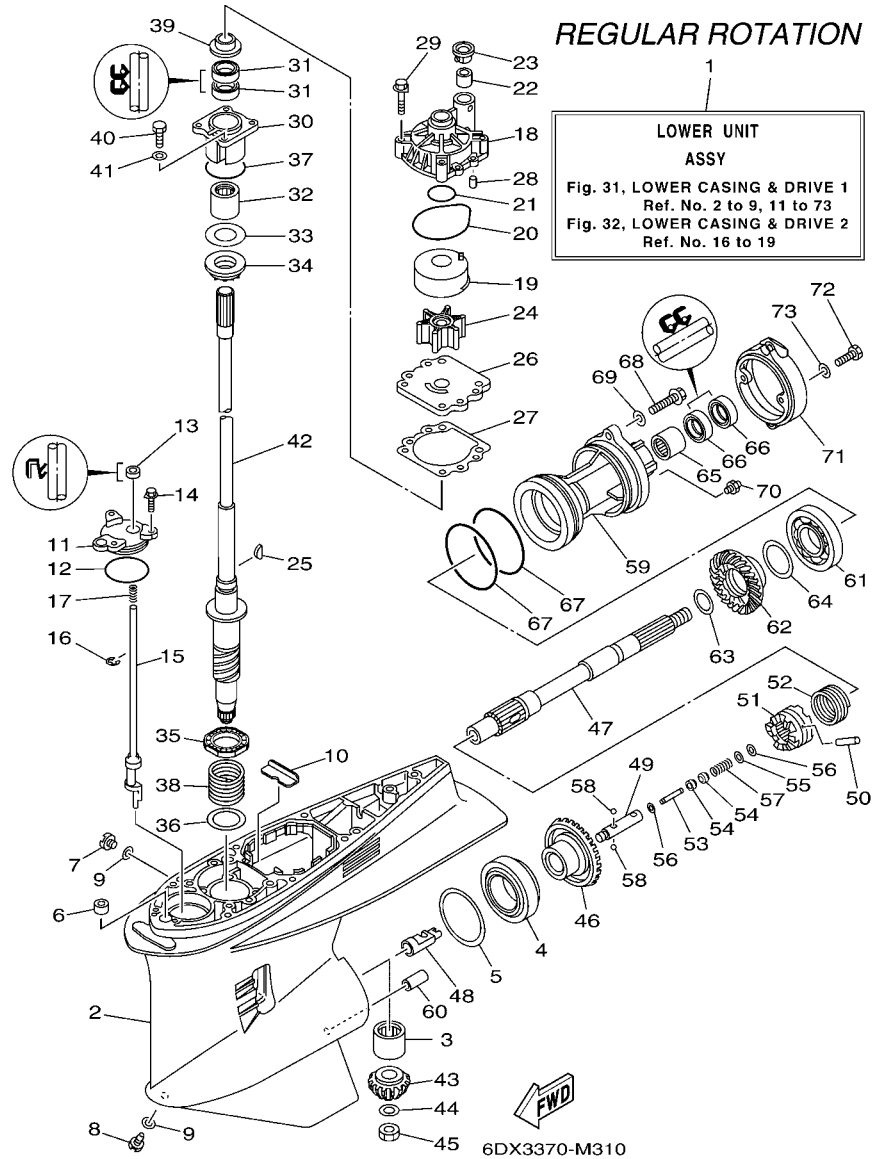


6P28110-L290

FIG. 30 OIL PAN

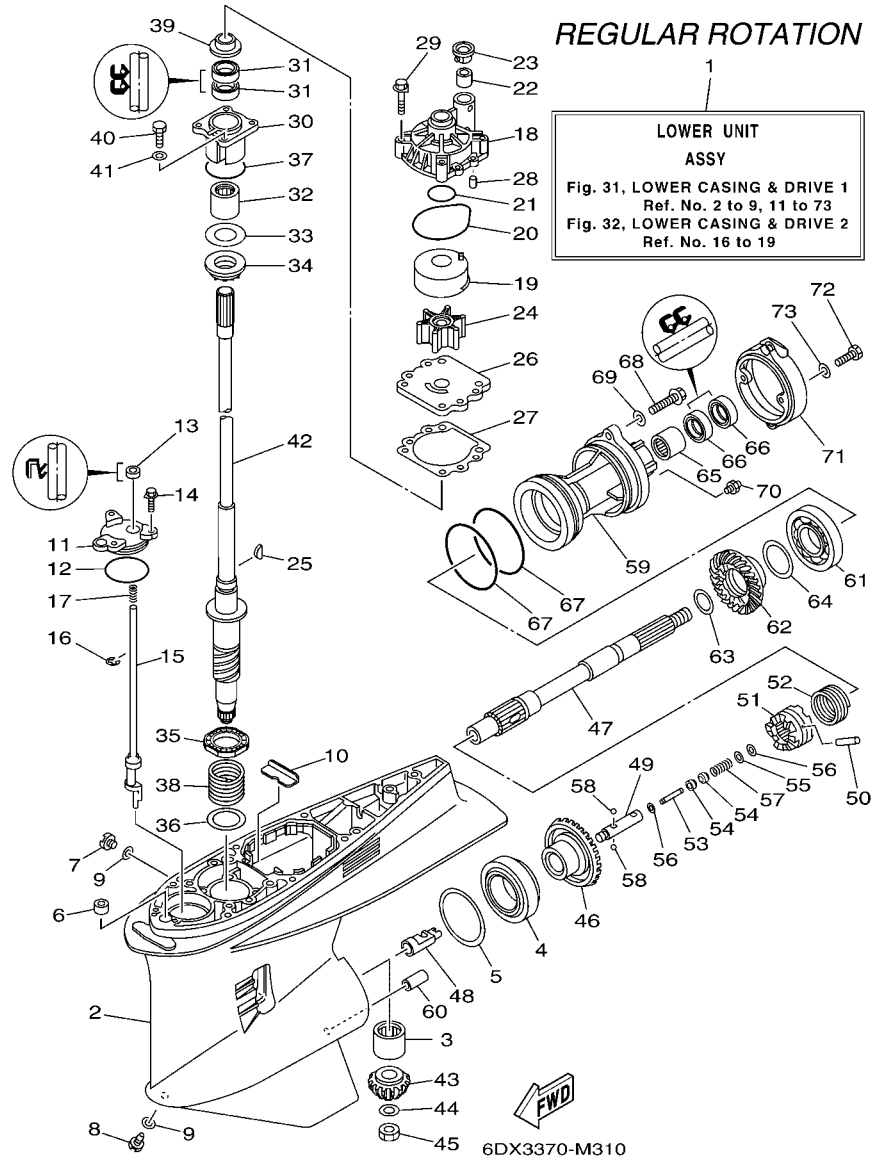
OIL PAN

REF. NO.	PART NO. CODIGO Nº	DESCRIPTION DESCRIPCION	6DX4	6DY4	REMARKS OBSERVACIONES
1	69J-15311-10-CA	OIL PAN BANDEJA DE ACEITE	1	1	
2	69J-15761-00	SEAL, RUBBER 1 SELLO DE GOMA 1	1	1	
3	97575-08560	BOLT, WITH WASHER PERNO CON ARANDELA	10	10	
4	97575-08535	BOLT, WITH WASHER PERNO CON ARANDELA	2	2	
5	93608-16M16	PIN, DOWEL PASADOR DE CLAVIJA	2	2	
6	90340-14M06	PLUG, STRAIGHT SCREW TORNILLO, DE DRENAJE	1	1	
7	90430-14M09	GASKET JUNTA	1	1	
8	69J-13411-00	STRAINER, OIL FILTRO DE ACEITE	1	1	
9	90387-06263	.COLLAR .ESPACIADOR	3	3	
10	69J-13415-00	.SEAL, OIL STRAINER .SELLO COLADOR ACEITE	1	1	
11	95812-06025	BOLT, FLANGE TORNILLO DE REBORDE	3	3	
12	6P2-13300-00	OIL PUMP ASSY BOMBA DE ACEITE COMPLETA	1	1	
13	69J-13329-01	.GASKET, PUMP COVER .EMPAQUE TAPA DE BOMBA	1	1	
14	6AW-13119-00	.OIL SEAL .SELLO ACEITE	1	1	
15	69J-13631-00	.OIL SEAL .SELLO ACEITE	2	2	
16	69J-11355-00	SEAL, CYLINDER 1 RETEN ACEITE CILINDRO 1	1	1	
17	97575-06540	BOLT, WITH WASHER PERNO CON ARANDELA	4	4	
18	93210-25552	O-RING ANILLO O	2	2	
19	6P2-15362-10	PLUG, OIL LEVEL TAPON DEL NIVEL DE ACEITE	1	1	
20	6P2-15377-10	GUIDE, INLET GUIA DE ENTRADA	1	1	
21	93210-19MJ3	O-RING ANILLO O	1	1	
22	95895-06016	BOLT, FLANGE TORNILLO DE REBORDE	1	1	



**FIG. 31 LOWER CASING & DRIVE 1 IMPULSOR E INFERIOR 1**

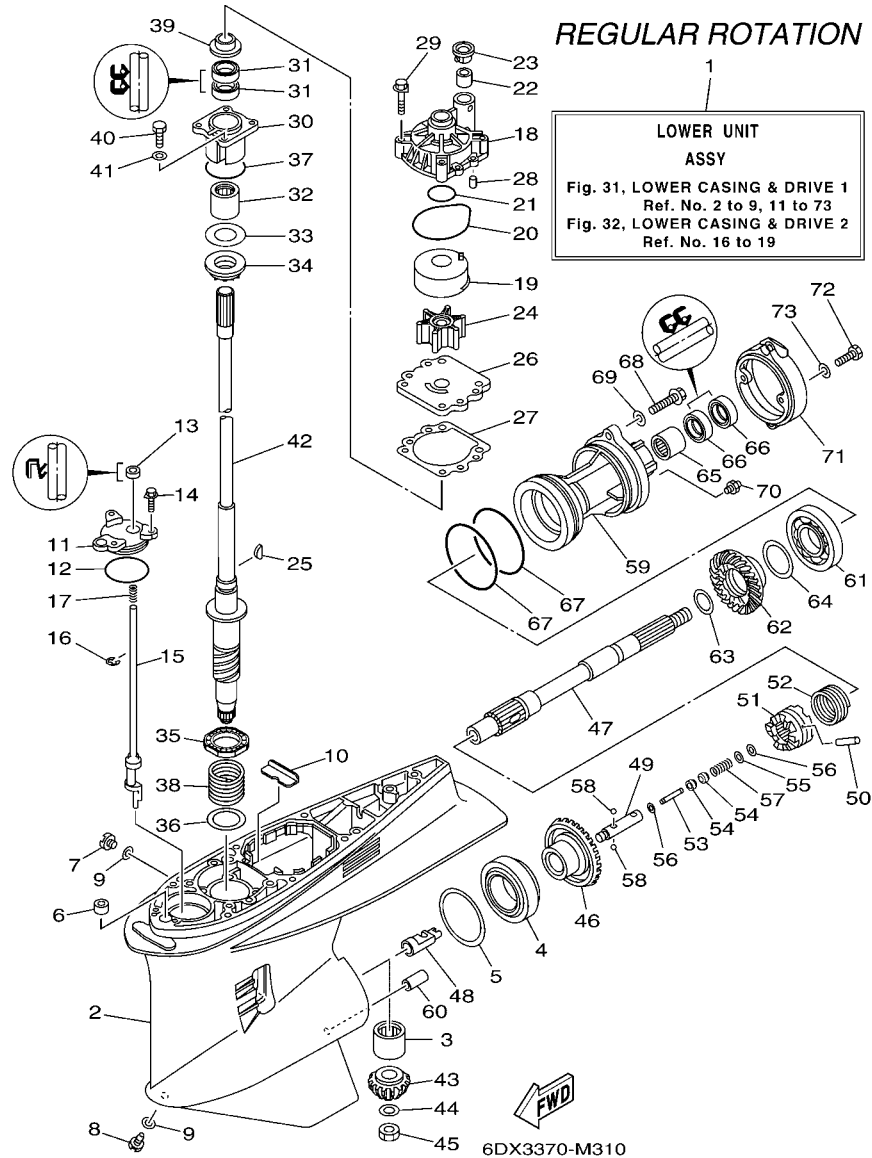
REF. NO.	PART NO. CODIGO Nº	DESCRIPTION DESCRIPCION	6DX4	6DY4	REMARKS OBSERVACIONES
1	6DX-45300-01-8D	LOWER UNIT ASSY CONJUNTO UNIDAD INFERIOR	1		X(25.3"),RH X(25.3"),RH
	6DX-45300-11-8D	LOWER UNIT ASSY CONJUNTO UNIDAD INFERIOR	1		U(30.3"),RH U(30.3"),RH
2	6DX-45301-00-8D	CASING, LOWER FUNDA INFERIOR COMPLETA	1		
3	93311-83280	BEARING COJINETE DE RODILLOS	1		
4	93332-000W1	BEARING COJINETE	1		
5	61A-45567-00	SHIM (T:0.10MM) LAINA (T:0.10MM)	1		UR UR
	61A-45567-10	SHIM (T:0.12MM) LAINA (T:0.12MM)	1		UR UR
	61A-45567-20	SHIM (T:0.15MM) LAINA (T:0.15MM)	1		UR UR
	61A-45567-30	SHIM (T:0.18MM) LAINA (T:0.18MM)	1		UR UR
	61A-45567-40	SHIM (T:0.30MM) LAINA (T:0.30MM)	1		UR UR
6	61A-45567-50	SHIM (T:0.40MM) LAINA (T:0.40MM)	1		UR UR
	61A-45567-60	SHIM (T:0.50MM) LAINA (T:0.50MM)	1		UR UR
6	663-44366-00	DAMPER, WATER SEAL 2 GOMA DEL SELLO DE AGUA 2	1		
7	90340-08002	PLUG, STRAIGHT SCREW TORNILLO, DE DRENAJE	1		
8	688-45341-10	PLUG, DRAIN TAPON, DREN	1		
9	90430-08020	GASKET JUNTA	2		
10	61A-45376-00	GUIDE, SEAL DAMPER GUIA DE SELLO GOMA	1		
11	61A-45321-01	PLATE PLACA	1		
12	93210-64488	O-RING ANILLO O	1		
13	93106-09014	OIL SEAL SELLO ACEITE	1		
14	90119-06M10	BOLT, WITH WASHER TORNILLO CON ARANDELA	3		
15	69J-44150-00	SHIFT CAM ASSY CONJUNTO EJE LEVA COMPL.	1		
16	99001-08600	CIRCLIP PRESILLA REDONDA	1		
17	90501-11M10	SPRING, COMPRESSION RESORTE DE COMPRESION	1		
18	61A-44311-01	HOUSING, WATER PUMP CAJA BOMBA DE AGUA	1		
19	6R3-44322-42	INSERT, CARTRIDGE CARTUCHO	1		FOR CHROMATE FOR CHROMATE
20	93210-86M38	O-RING ANILLO O	1		



**FIG. 31 LOWER CASING & DRIVE 1 IMPULSOR E INFERIOR 1**

REF. NO.	PART NO. CODIGO Nº	DESCRIPTION DESCRIPCION	6DX4	6DY4	REMARKS OBSERVACIONES
21	93210-37160	O-RING ANILLO O	1		
22	6E5-44365-00	DAMPER, WATER SEAL 1 HULE DE SELLO DE AGUA 1	1		
23	6E5-44312-00	COVER, WATER PUMP HOUSING CUBIERTA CAJA BOMBA DE AGUA	1		
24	6E5-44352-01	IMPELLER IMPULSOR	1		
25	90280-04M05	KEY, WOODRUFF CUNA WOODRUFF	1		
26	6G5-44323-41	OUTER PLATE, CARTRIDGE PLACA EXTERIOR DEL CARTUCHO	1		FOR CHROMATE FOR CHROMATE
27	6E5-44315-A0	GASKET, WATER PUMP EMPAQUE	1		
28	93606-12019	PIN, DOWEL PASADOR DE CLAVIJA	2		
29	90119-08M14	BOLT, WITH WASHER TORNILLO CON ARANDELA	4		
30	61A-45331-00-9S	HOUSING, BEARING CAJA DE COJINETE	1		
31	93101-28M16	OIL SEAL SELLO ACEITE	2		
32	93317-330U2	BEARING COJINETE	1		
33	61A-45587-00	SHIM (T:0.10MM) LAINA (T:0.10MM)	1		UR
	61A-45587-10	SHIM (T:0.12MM) LAINA (T:0.12MM)	1		UR
	61A-45587-20	SHIM (T:0.15MM) LAINA (T:0.15MM)	1		UR
	61A-45587-30	SHIM (T:0.18MM) LAINA (T:0.18MM)	1		UR
	61A-45587-40	SHIM (T:0.30MM) LAINA (T:0.30MM)	1		UR
	61A-45587-50	SHIM (T:0.40MM) LAINA (T:0.40MM)	1		UR
	61A-45587-60	SHIM (T:0.50MM) LAINA (T:0.50MM)	1		UR
34	93341-93020	BEARING COJINETES CON RODAMIENTOS	1		
35	93341-34019	BEARING COJINETES CON RODAMIENTOS	1		
36	90201-42014	WASHER, PLATE ARANDELA PLANA	1		
37	93210-55M14	O-RING ANILLO O	1		
38	90501-450A2	SPRING, COMPRESSION RESORTE DE COMPRESION	1		
39	6E5-45344-00	COVER, OIL SEAL CUBIERTA SELLO ACEITE	1		
40	97095-08025	BOLT PERNO	4		
41	92995-08600	WASHER ARANDELA	4		





**FIG. 31 LOWER CASING & DRIVE 1 IMPULSOR E INFERIOR 1**

REF. NO.	PART NO. CODIGO Nº	DESCRIPTION DESCRIPCION	6DX4	6DY4	REMARKS OBSERVACIONES
42	6P2-45501-01	DRIVE SHAFT COMP. EJE DE MANDO COMPL.	1		X(25.3")
	6P2-45501-11	DRIVE SHAFT COMP. EJE DE MANDO COMPL.	1		X(25.3")
43	6P2-45551-02	PINION (15T) PINON (15T)	1		U(30.3")
44	90201-16M00	WASHER, PLATE ARANDELA PLANA	1		U(30.3")
45	90170-16M19	NUT TUERCA	1		
46	6P2-45560-01	GEAR 1 (30T) ENGRANAJE 1 (30T)	1		
47	69J-45611-00	SHAFT, PROPELLER EJE PROPUSOR	1		
48	61A-45641-02	SHIFTER CAMBIO	1		
49	61A-45634-01	SLIDE, SHIFT DESLIZADOR, CAMBIO	1		
50	61A-45632-00	PIN, CROSS PASADOR TRANSVERSAL	1		
51	69J-45631-00	CLUTCH, DOG EMBRAGUE DE GARRA	1		
52	61A-45633-00	RING, CROSS PIN ANILLO DE PASADOR	1		
53	6H1-45668-00	SHAFT, FREE 1 EJE 1	1		
54	61A-45635-00	PLUNGER, SHIFT EMBOLO DE CAMBIO	2		
55	90201-02M00	WASHER, PLATE ARANDELA PLANA	1		
56	90183-02M03	NUT, SPRING TUERCA DE RESORTE	2		
57	90501-10M77	SPRING, COMPRESSION RESORTE DE COMPRESION	1		
58	93501-04011	BALL BOLA	2		
59	6DX-45332-00	HOUSING, BEARING CAJA BALERO 2	1		
60	99590-10114	PIN, DOWEL PASADOR, DE ESPIGA	1		
61	93306-210U0	BEARING COJINETE	1		
62	6P2-45571-00	GEAR 2 (30T) ENGRANAJE 2 (30T)	1		
63	6P2-45578-00	SHIM (T:1.80MM) LAINA (T:1.80MM)	1		UR
	6P2-45578-10	SHIM (T:1.90MM) LAINA (T:1.90MM)	1		UR
	6P2-45578-20	SHIM (T:2.00MM) LAINA (T:2.00MM)	1		UR
	6P2-45578-30	SHIM (T:2.10MM) LAINA (T:2.10MM)	1		UR
	6P2-45578-40	SHIM (T:2.20MM) LAINA (T:2.20MM)	1		UR

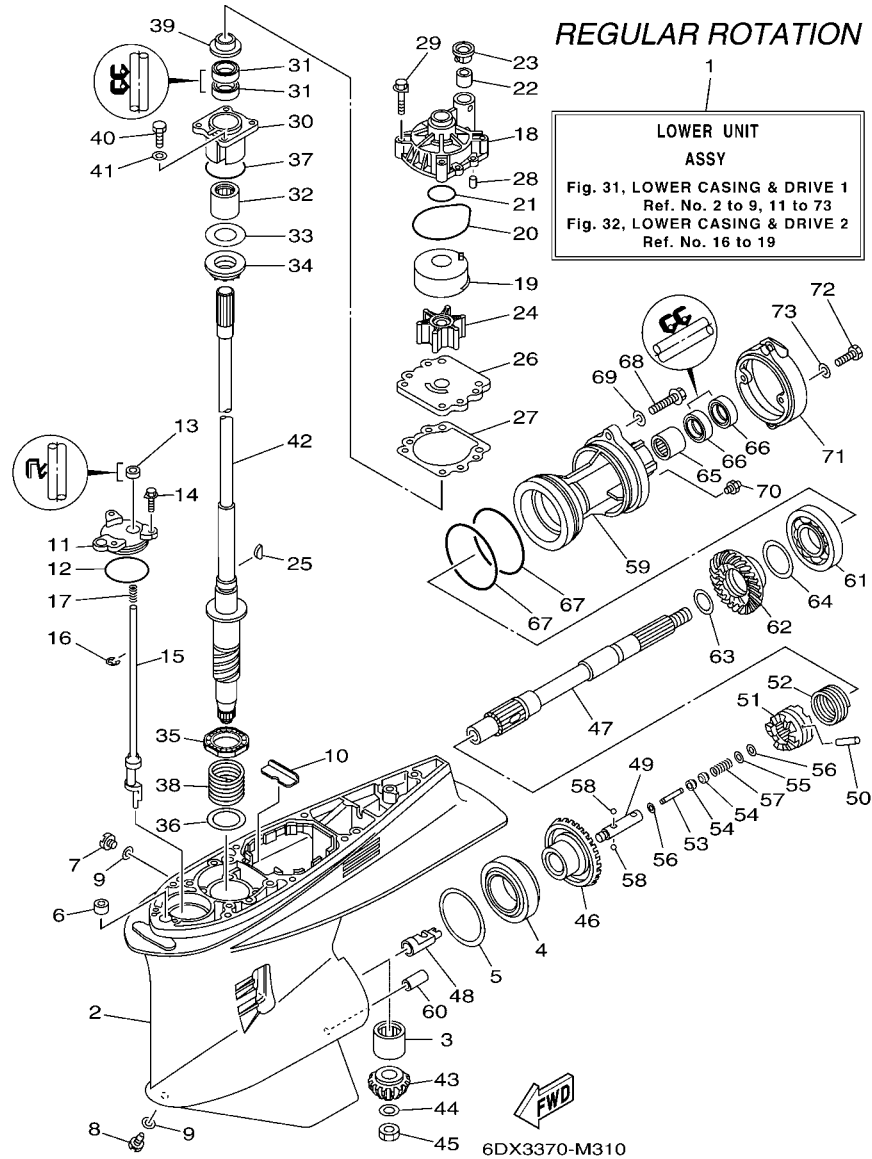
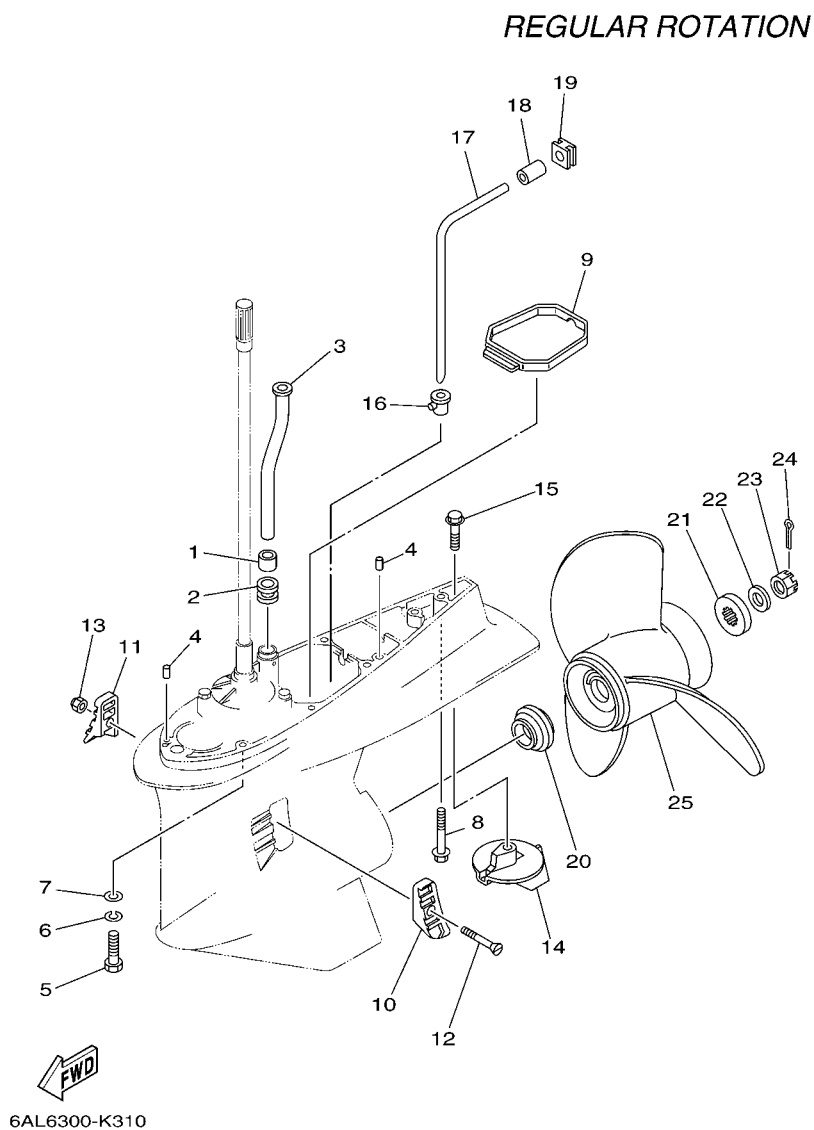


FIG. 31 LOWER CASING & DRIVE 1 IMPULSOR E INFERIOR 1

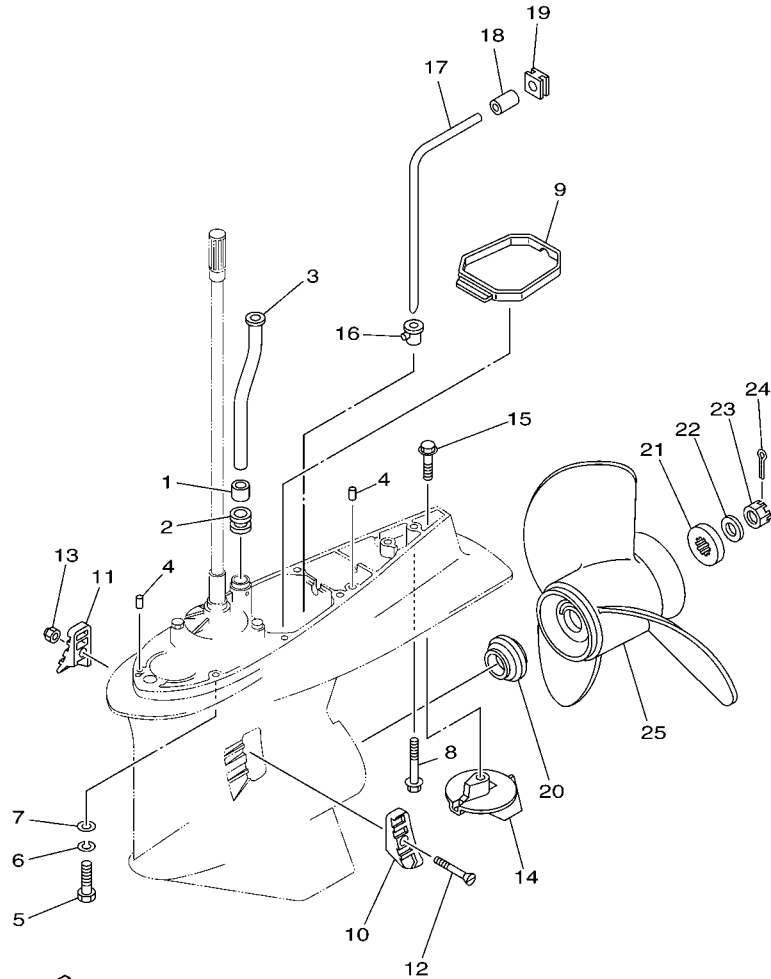
REF. NO.	PART NO. CODIGO Nº	DESCRIPTION DESCRIPCION	6DX4	6DY4	REMARKS OBSERVACIONES
64	61A-45577-00	SHIM (T:0.10MM) LAINA (T:0.10MM)	1		UR UR
	61A-45577-10	SHIM (T:0.12MM) LAINA (:0.12MM)	1		UR UR
	61A-45577-20	SHIM (T:0.15MM) LAINA (T:0.15MM)	1		UR UR
	61A-45577-30	SHIM (T:0.18MM) LAINA (T:0.18MM)	1		UR UR
	61A-45577-40	SHIM (T:0.30MM) LAINA (T:0.30MM)	1		UR UR
	61A-45577-50	SHIM (T:0.40MM) LAINA (T:0.40MM)	1		UR UR
	61A-45577-60	SHIM (T:0.50MM) LAINA (T:0.50MM)	1		UR UR
65	93315-43064	BEARING COJINETE DE RODILLOS	1		
66	93101-30002	OIL SEAL SELLO ACEITE	2		
67	93211-04384	O-RING ANILLO O	2		
68	90105-08049	BOLT, FLANGE TORNILLO	2		
69	90201-08023	WASHER, PLATE ARANDELA PLANA	2		
70	93700-09M00	NIPPLE, GREASE BOQUILLA DE ENGRASAR	1		
71	6D0-45361-00-8D	CAP, LOWER CASING FUNDA INFERIOR	1		
72	97095-08020	BOLT PERNO	2		
73	92995-08600	WASHER ARANDELA	2		

FIG. 32 LOWER CASING & DRIVE 2 IMPULSOR E INFERIOR 2



REF. NO.	PART NO. CODIGO Nº	DESCRIPTION DESCRIPCION	6DX4	6DY4	REMARKS OBSERVACIONES
1	6E5-44365-00	DAMPER, WATER SEAL 1 HULE DE SELLO DE AGUA 1	1		
2	6E5-44366-00	DAMPER, WATER SEAL 2 GOMA DEL SELLO DE AGUA 2	1		
3	6S1-44361-02	TUBE, WATER 1 TUBO DE AGUA 1	1		X(25.3") X(25.3")
	6S1-44361-12	TUBE, WATER 1 TUBO DE AGUA 1	1		U(30.3") U(30.3")
4	93608-12M05	PIN, DOWEL PASADOR DE CLAVIJA	2		
5	97095-10045	BOLT PERNO	7		X(25.3") X(25.3")
6	92995-10100	WASHER ARANDELA	7		X(25.3") X(25.3")
7	92995-10600	WASHER ARANDELA	7		X(25.3") X(25.3")
8	90119-10MA2	BOLT, WITH WASHER TORNILLO CON ARANDELA	1		X(25.3") X(25.3")
	90119-10008	BOLT, WITH WASHER TORNILLO CON ARANDELA	1		U(30.3") U(30.3")
9	6D0-45375-01	DAMPER, SEAL GOMA DE SELLO	1		
10	61A-45214-11	COVER, WATER INLET 1 CUBIERTA ENTRADA AGUA 1	1		
11	61A-45215-11	COVER, WATER INLET 2 CUBIERTA ENTRADA AGUA 2	1		
12	90152-05003	SCREW, COUNTERSUNK TORNILLO EMBUTIDO	1		
13	90185-05002	NUT, NYLON TUERCA AUTOBLOCANTE	1		
14	61A-45371-00	TAB-TRIM QUILLA ESTABILIZADOR	1		
15	90105-10M00	BOLT, FLANGE TORNILLO	1		
16	6D0-44367-00	DAMPER, WATER SEAL 3 GOMA DEL SELLO DE AGUA 3	1		
17	6D0-44362-01	TUBE, WATER 2 TUBO DE AGUA 2	1		
18	6D0-44365-00	DAMPER, WATER SEAL 1 HULE DE SELLO DE AGUA 1	1		
19	6D0-44366-00	DAMPER, WATER SEAL 2 GOMA DEL SELLO DE AGUA 2	1		
20	69J-45987-00	SPACER 1 ESPACIADOR 1	1		
21	688-45997-01	SPACER 2 ESPACIADOR 2	1		
22	92990-18200	WASHER ARANDELA PLANA	1		
23	90171-18M04	NUT, CASTLE TUERCA ENTALLADA	1		
24	91490-40030	PIN, COTTER CHAVETA	1		
25	6G5-45970-02	PROPELLER (3X15-1/4"X15"-M) PROPELA (3X15-1/4"X15"-M)	1		UR UR

REGULAR ROTATION

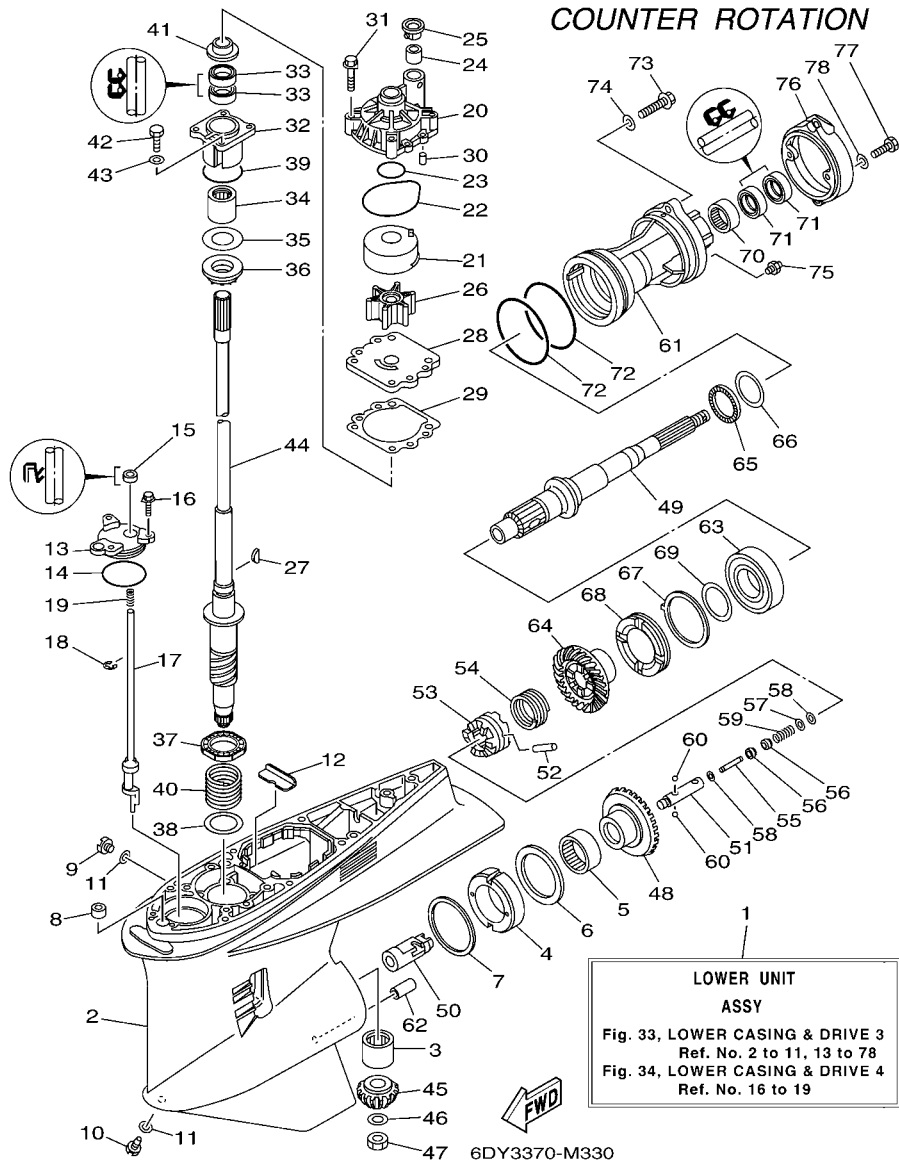


6AL6300-K310

FIG. 32 LOWER CASING & DRIVE 2 IMPULSOR E INFERIOR 2

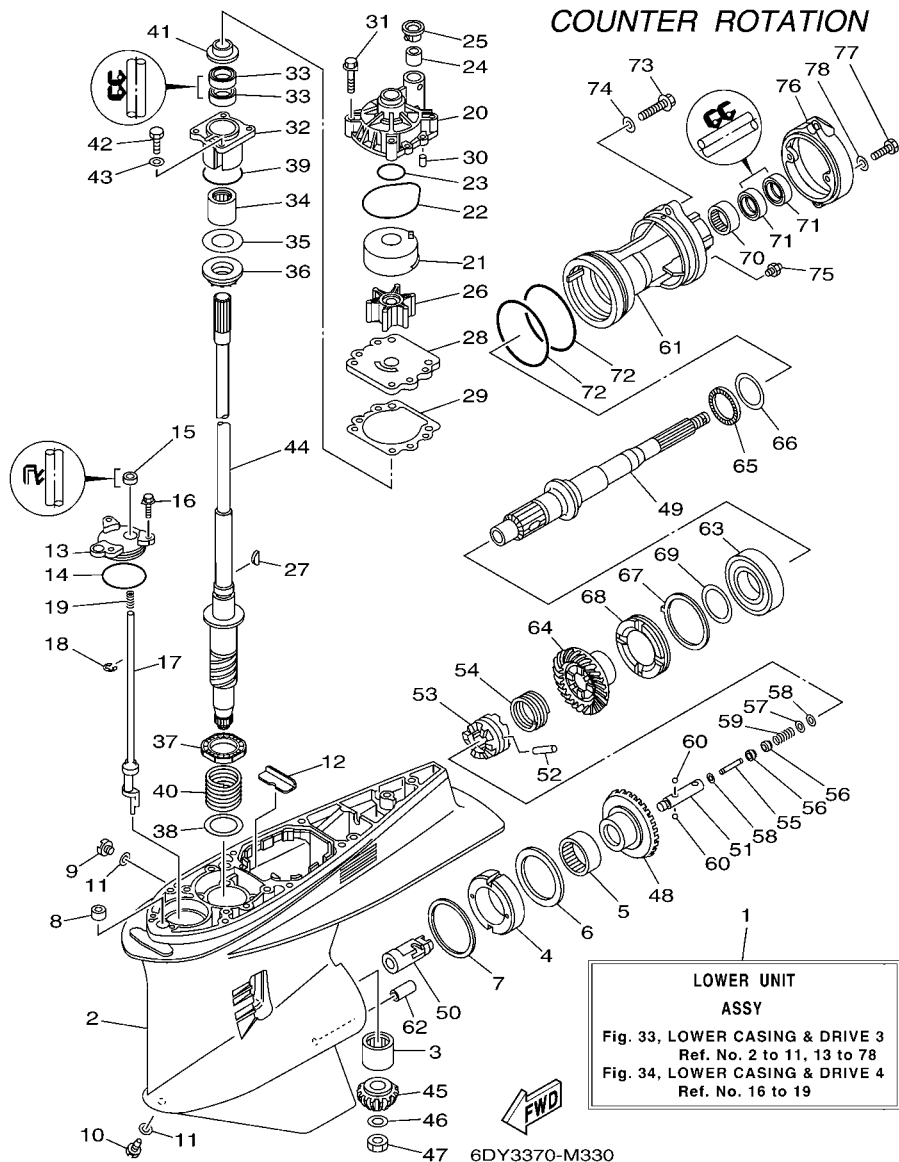
REF. NO.	PART NO. CODIGO Nº	DESCRIPTION DESCRIPCION	6DX4	6DY4		REMARKS OBSERVACIONES
25	6G5-45972-02	PROPELLER (3X13-3/4"X21"-M) PROPELA (3X13-3/4"X21"-M)	1			UR UR
	6G5-45974-03	PROPELLER (3X13-3/4"X19"-M2) PROPELA (3X13-3/4"X19"-M2)	1			UR UR
	6G5-45978-03	PROPELLER (3X13-3/4"X17"-M2) PROPELA (3X13-3/4"X17"-M2)	1			UR UR
	61A-45972-00	PROPELLER (3X14-1/2"X21"-T) PROPELA (3X14-1/2"X21"-T)	1			UR UR
	61A-45974-00	PROPELLER (3X14-1/2"X19"-T) PROPELA (3X14-1/2"X19"-T)	1			UR UR
	61A-45978-00	PROPELLER (3X15"X17"-T) PROPELA (3X15"X17"-T)	1			UR UR
	6R4-45970-A1	PROPELLER (3X15-1/4"X19"-M) PROPELA (3X15-1/4"X19"-M)	1			UR UR
	6R4-45972-A0	PROPELLER (3X14-7/8"X21"-M) PROPELA (3X14-7/8"X21"-M)	1			UR UR
	6R4-45974-A0	PROPELLER (3X14-1/2"X23"-M) PROPELA (3X14-1/2"X23"-M)	1			UR UR
	6R4-45976-A0	PROPELLER (3X14-1/2"X15"-M) PROPELA (3X14-1/2"X15"-M)	1			UR UR
	6R4-45978-A0	PROPELLER (3X15-1/4"X17"-M) PROPELA (3X15-1/4"X17"-M)	1			UR UR
	6D0-45970-00	PROPELLER (3X15-1/4"X19"-T) PROPELA (3X15-1/4"X19"-T)	1			UR UR
	6D0-45972-00	PROPELLER (3X15"X21"-T) PROPELA (3X15"X21"-T)	1			UR UR
	6D0-45978-00	PROPELLER (3X15-1/2"X17"-T) PROPELA (3X15-1/2"X17"-T)	1			UR UR
	6BR-45B70-00	PROPELLER (4X15"X21"-T) PROPELA (4X15"X21"-T)	1			UR UR
	6BR-45B72-00	PROPELLER (4X15"X22"-T) PROPELA (4X15"X22"-T)	1			UR UR
	6BR-45B74-00	PROPELLER (4X15"X23"-T) PROPELA (4X15"X23"-T)	1			UR UR

FIG. 33 LOWER CASING & DRIVE 3 IMPULSOR E INFERIOR 3



REF. NO.	PART NO. CODIGO Nº	DESCRIPTION DESCRIPCION	6DX4	6DY4	REMARKS OBSERVACIONES
1	6DY-45300-01-8D	LOWER UNIT ASSY CONJUNTO UNIDAD INFERIOR		1	X(25.3"),LH X(25.3"),LH
	6DY-45300-11-8D	LOWER UNIT ASSY CONJUNTO UNIDAD INFERIOR		1	U(30.3"),LH U(30.3"),LH
2	6DX-45301-00-8D	CASING, LOWER FUNDA INFERIOR COMPLETA		1	
3	93311-83280	BEARING COJINETE DE RODILLOS		1	
4	61B-45538-01	SPACER 1 ESPACIADOR 1		1	
5	93315-660W3	BEARING COJINETE DE RODILLOS		1	
6	93341-670V0	BEARING COJINETES CON RODAMIENTOS		1	
7	61A-45567-00	SHIM (T:0.10MM) LAINA (T:0.10MM)		1	UR
	61A-45567-10	SHIM (T:0.12MM) LAINA (T:0.12MM)		1	UR
	61A-45567-20	SHIM (T:0.15MM) LAINA (T:0.15MM)		1	UR
8	61A-45567-30	SHIM (T:0.18MM) LAINA (T:0.18MM)		1	UR
	61A-45567-40	SHIM (T:0.30MM) LAINA (T:0.30MM)		1	UR
	61A-45567-50	SHIM (T:0.40MM) LAINA (T:0.40MM)		1	UR
	61A-45567-60	SHIM (T:0.50MM) LAINA (T:0.50MM)		1	UR
9	663-44366-00	DAMPER, WATER SEAL 2 GOMA DEL SELLO DE AGUA 2		1	
10	90340-08002	PLUG, STRAIGHT SCREW TORNILLO, DE DRENAJE		1	
11	688-45341-10	PLUG, DRAIN TAPON, DREN		1	
12	90430-08020	GASKET JUNTA		2	
13	61A-45376-00	GUIDE, SEAL DAMPER GUIA DE SELLO GOMA		1	
14	61A-45321-01	PLATE PLACA		1	
15	93210-64488	O-RING ANILLO O		1	
16	93106-09014	OIL SEAL SELLO ACEITE		1	
17	90119-06M10	BOLT, WITH WASHER TORNILLO CON ARANDELA		3	
18	69K-44150-00	SHIFT CAM ASSY CONJUNTO EJE LEVA COMPL.		1	
19	99001-08600	CIRCLIP PRESILLA REDONDA		1	
20	90501-11M10	SPRING, COMPRESSION RESORTE DE COMPRESION		1	
21	61A-44311-01	HOUSING, WATER PUMP CAJA BOMBA DE AGUA		1	

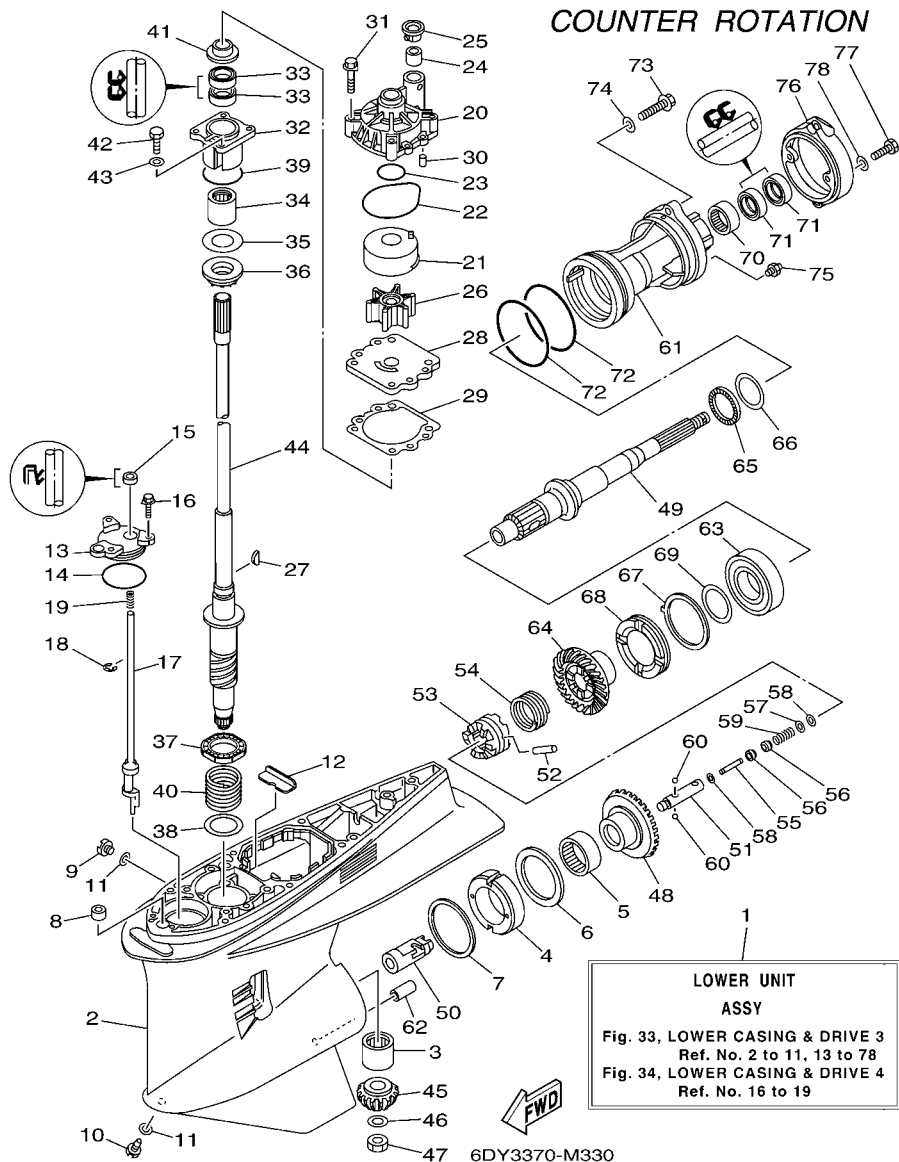
**FIG. 33 LOWER CASING & DRIVE 3 IMPULSOR E INFERIOR 3**



REF. NO.	PART NO. CODIGO Nº	DESCRIPTION DESCRIPCION	6DX4	6DY4	REMARKS OBSERVACIONES
21	6R3-44322-42	INSERT, CARTRIDGE CARTUCHO		1	FOR CHROMATE FOR CHROMATE
22	93210-86M38	O-RING ANILLO O		1	
23	93210-37160	O-RING ANILLO O		1	
24	6E5-44365-00	DAMPER, WATER SEAL 1 HULE DE SELLO DE AGUA 1		1	
25	6E5-44312-00	COVER, WATER PUMP HOUSING CUBIERTA CAJA BOMBA DE AGUA		1	
26	6E5-44352-01	IMPELLER IMPULSOR		1	
27	90280-04M05	KEY, WOODRUFF CUNA WOODRUFF		1	
28	6G5-44323-41	OUTER PLATE, CARTRIDGE PLACA EXTERIOR DEL CARTUCHO		1	FOR CHROMATE FOR CHROMATE
29	6E5-44315-A0	GASKET, WATER PUMP EMPAQUE		1	
30	93606-12019	PIN, DOWEL PASADOR DE CLAVIJA		2	
31	90119-08M14	BOLT, WITH WASHER TORNILLO CON ARANDELA		4	
32	61A-45331-00-9S	HOUSING, BEARING CAJA DE COJINETE		1	
33	93101-28M16	OIL SEAL SELLO ACEITE		2	
34	93317-330U2	BEARING COJINETE		1	
35	61A-45587-00	SHIM (T:0.10MM) LAINA (T:0.10MM)		1	UR UR
61A-45587-10	SHIM (T:0.12MM) LAINA (T:0.12MM)			1	UR UR
61A-45587-20	SHIM (T:0.15MM) LAINA (T:0.15MM)			1	UR UR
61A-45587-30	SHIM (T:0.18MM) LAINA (T:0.18MM)			1	UR UR
61A-45587-40	SHIM (T:0.30MM) LAINA (T:0.30MM)			1	UR UR
61A-45587-50	SHIM (T:0.40MM) LAINA (T:0.40MM)			1	UR UR
61A-45587-60	SHIM (T:0.50MM) LAINA (T:0.50MM)			1	UR UR
36	93341-93020	BEARING COJINETES CON RODAMIENTOS		1	
37	93341-34019	BEARING COJINETES CON RODAMIENTOS		1	
38	90201-42014	WASHER, PLATE ARANDELA PLANA		1	
39	93210-55M14	O-RING ANILLO O		1	
40	90501-450A2	SPRING, COMPRESSION RESORTE DE COMPRESION		1	
41	6E5-45344-00	COVER, OIL SEAL CUBIERTA SELLO ACEITE		1	

FIG. 33 LOWER CASING & DRIVE 3

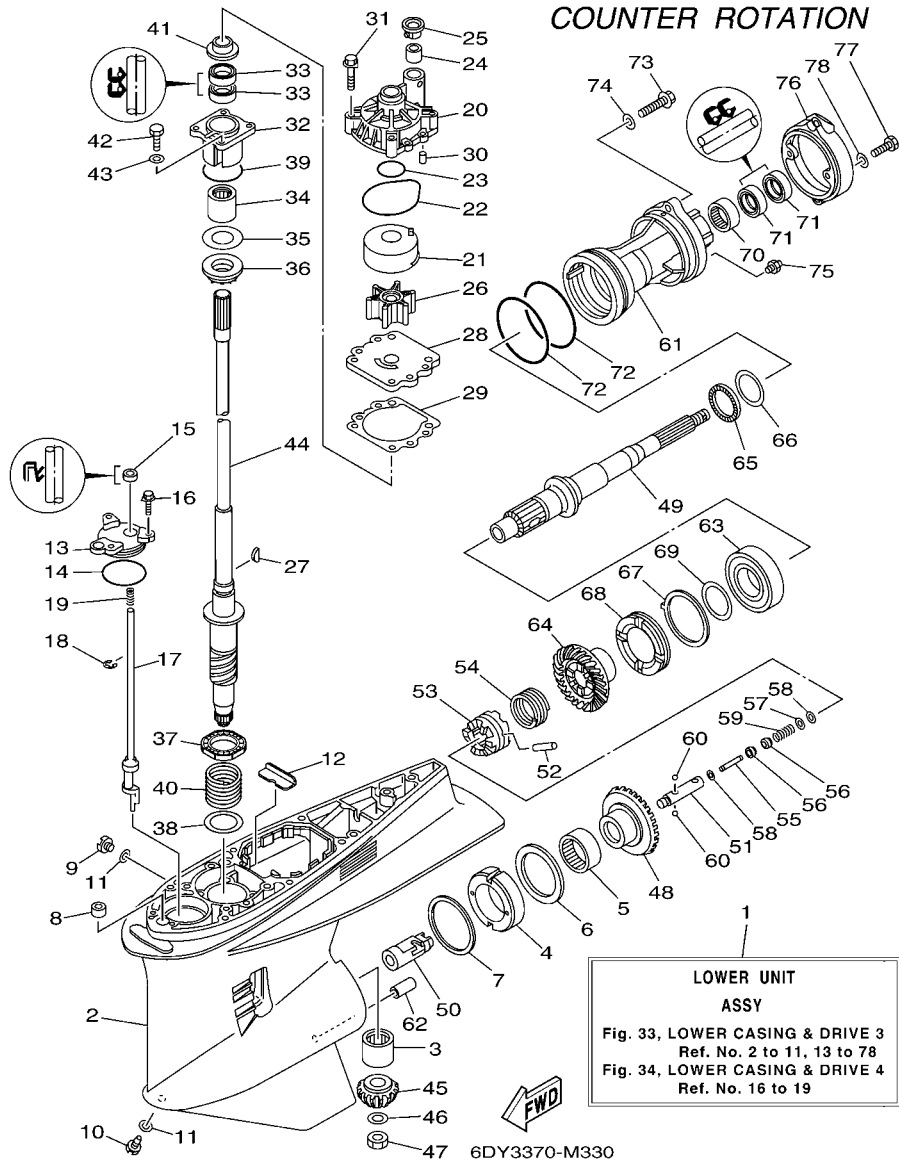
IMPULSOR E INFERIOR 3



REF. NO.	PART NO. CODIGO Nº	DESCRIPTION DESCRIPCION	6DX4	6DY4	REMARKS OBSERVACIONES
42	97095-08025	BOLT PERNO		4	
43	92995-08600	WASHER ARANDELA		4	
44	6P2-45501-01	DRIVE SHAFT COMP. EJE DE MANDO COMPL.		1	X(25.3")
	6P2-45501-11	DRIVE SHAFT COMP. EJE DE MANDO COMPL.		1	X(25.3") U(30.3")
45	6P2-45551-02	PINION (15T) PINON (15T)		1	
46	90201-16M00	WASHER, PLATE ARANDELA PLANA		1	
47	90170-16M19	NUT TUERCA		1	
48	6P3-45560-00	GEAR 1 (30T) ENGRANAJE 1 (30T)		1	
49	69K-45611-00	SHAFT, PROPELLER EJE PROPUSOR		1	
50	61B-45641-01	SHIFTER CAMBIO		1	
51	61A-45634-01	SLIDE, SHIFT DESLIZADOR, CAMBIO		1	
52	61A-45632-00	PIN, CROSS PASADOR TRANSVERSAL		1	
53	69J-45631-00	CLUTCH, DOG EMBRAGUE DE GARRA		1	
54	61A-45633-00	RING, CROSS PIN ANILLO DE PASADOR		1	
55	6H1-45668-00	SHAFT, FREE 1 EJE 1		1	
56	61A-45635-00	PLUNGER, SHIFT EMBOLO DE CAMBIO		2	
57	90201-02M00	WASHER, PLATE ARANDELA PLANA		1	
58	90183-02M03	NUT, SPRING TUERCA DE RESORTE		2	
59	90501-10M77	SPRING, COMPRESSION RESORTE DE COMPRESION		1	
60	93501-04011	BALL BOLA		2	
61	6DY-45332-00	HOUSING, BEARING CAJA BALERO 2		1	
62	99590-10114	PIN, DOWEL PASADOR, DE ESPIGA		1	
63	93332-00048	BEARING COJINETE		1	
64	6P3-45571-01	GEAR 2 (30T) ENGRANAJE 2 (30T)		1	
65	93341-440U5	BEARING COJINETES CON RODAMIENTOS		1	
66	6K1-45578-01	SHIM (T:0.10MM) LAINA (T:0.10MM)		1	UR UR
	6K1-45578-10	SHIM (T:0.12MM) LAINA (:0.12MM)		1	UR UR

FIG. 33 LOWER CASING & DRIVE 3

IMPULSOR E INFERIOR 3

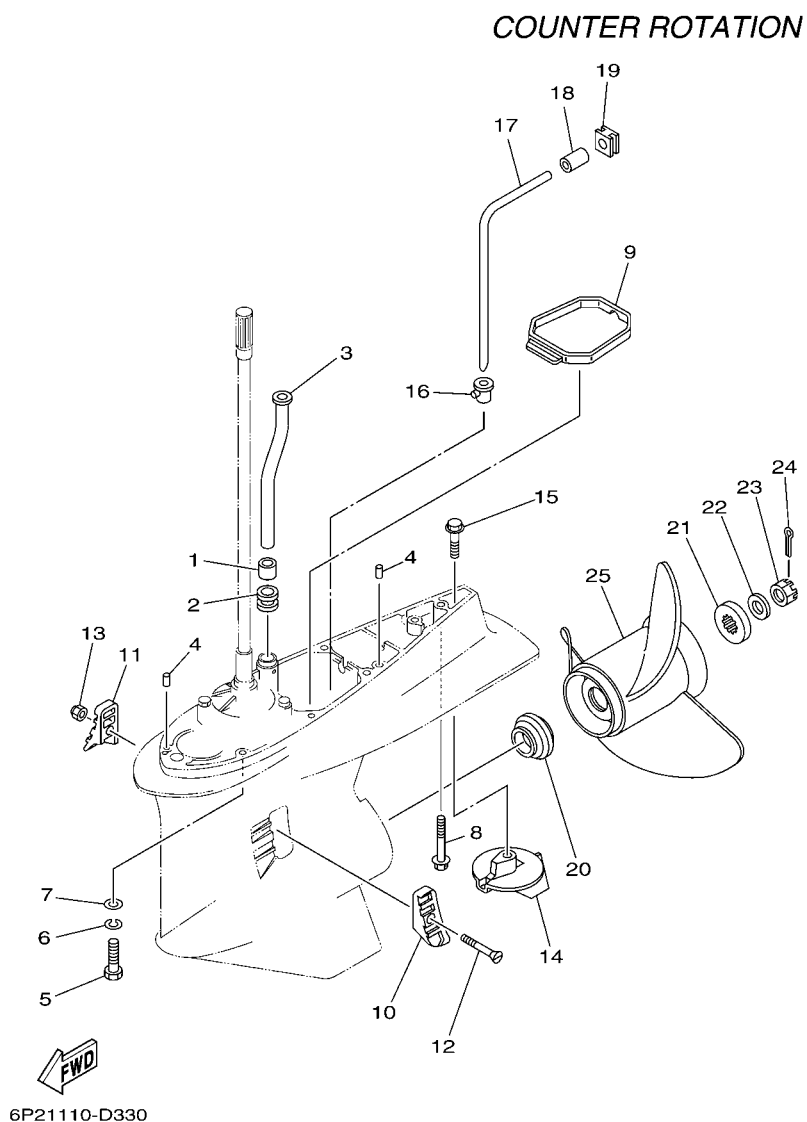


REF. NO.	PART NO. CODIGO Nº	DESCRIPTION DESCRIPCION	6DX4	6DY4	REMARKS OBSERVACIONES
66	6K1-45578-20	SHIM (T:0.15MM) LAINA (T:0.15MM)		1	UR
	6K1-45578-30	SHIM (T:0.18MM) LAINA (T:0.18MM)		1	UR
	6K1-45578-40	SHIM (T:0.30MM) LAINA (T:0.30MM)		1	UR
	6K1-45578-50	SHIM (T:0.40MM) LAINA (T:0.40MM)		1	UR
	6K1-45578-60	SHIM (T:0.50MM) LAINA (T:0.50MM)		1	UR
67	61B-45383-00	WASHER, CLAW ARANDELA DE UNA		1	
68	69K-45384-00	NUT TUERCA		1	
69	69K-45577-00	SHIM (T:0.10MM) LAINA (:0.10MM)		1	UR
	69K-45577-10	SHIM (T:0.12MM) LAINA (:0.12MM)		1	UR
	69K-45577-20	SHIM (T:0.15MM) LAINA (T:0.15MM)		1	UR
69K-45577-30		SHIM (T:0.18MM) LAINA (T:0.18MM)		1	UR
69K-45577-40		SHIM (T:0.30MM) LAINA (T:0.30MM)		1	UR
69K-45577-50		SHIM (T:0.40MM) LAINA (T:0.40MM)		1	UR
69K-45577-60		SHIM (T:0.50MM) LAINA (T:0.50MM)		1	UR
70	93315-43064	BEARING COJINETE DE RODILLOS		1	
71	93101-30002	OIL SEAL SELLO ACEITE		2	
72	93211-04384	O-RING ANILLO O		2	
73	90105-08049	BOLT, FLANGE TORNILLO		2	
74	90201-08023	WASHER, PLATE ARANDELA PLANA		2	
75	93700-09M00	NIPPLE, GREASE BOQUILLA DE ENGRASAR		1	
76	6D0-45361-00-8D	CAP, LOWER CASING FUNDA INFERIOR		1	
77	97095-08020	BOLT PERNO		2	
78	92995-08600	WASHER ARANDELA		2	



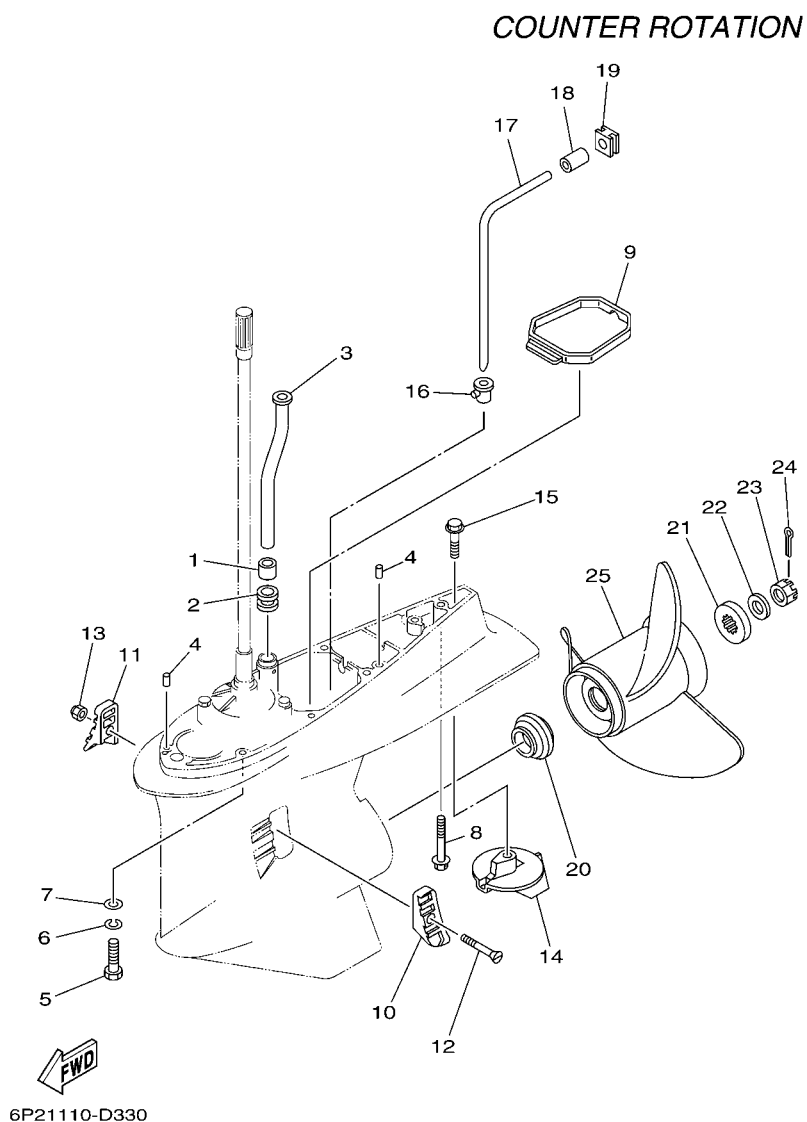
FIG. 34 LOWER CASING & DRIVE 4

IMPULSOR E INFERIOR 4

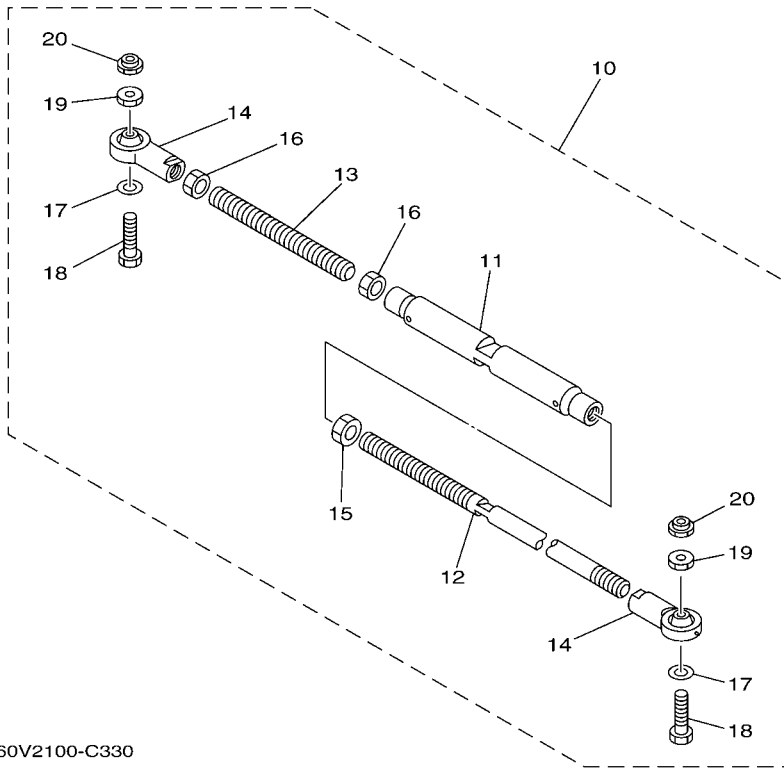
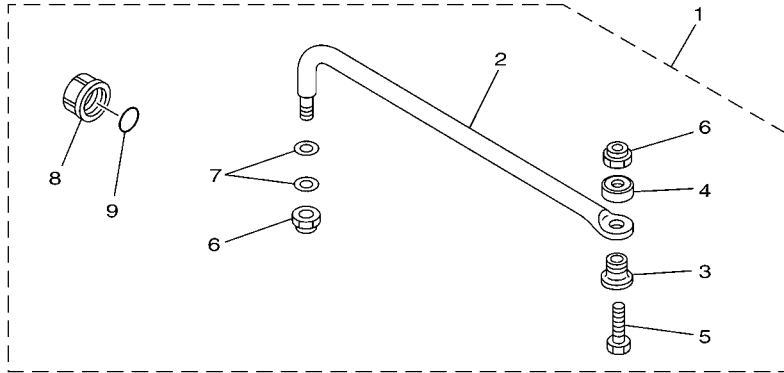


REF. NO.	PART NO. CODIGO Nº	DESCRIPTION DESCRIPCION	6DX4	6DY4	REMARKS OBSERVACIONES
1	6E5-44365-00	DAMPER, WATER SEAL 1 HULE DE SELLO DE AGUA 1		1	
2	6E5-44366-00	DAMPER, WATER SEAL 2 GOMA DEL SELLO DE AGUA 2		1	
3	6S1-44361-02	TUBE, WATER 1 TUBO DE AGUA 1		1	X(25.3") X(25.3")
	6S1-44361-12	TUBE, WATER 1 TUBO DE AGUA 1		1	U(30.3") U(30.3")
4	93608-12M05	PIN, DOWEL PASADOR DE CLAVIJA		2	
5	97095-10045	BOLT PERNO		7	X(25.3") X(25.3")
6	92995-10100	WASHER ARANDELA		7	X(25.3") X(25.3")
7	92995-10600	WASHER ARANDELA		7	X(25.3") X(25.3")
8	90119-10MA2	BOLT, WITH WASHER TORNILLO CON ARANDELA		1	X(25.3") X(25.3")
	90119-10008	BOLT, WITH WASHER TORNILLO CON ARANDELA		1	U(30.3") U(30.3")
9	6D0-45375-01	DAMPER, SEAL GOMA DE SELLO		1	
10	61A-45214-11	COVER, WATER INLET 1 CUBIERTA ENTRADA AGUA 1		1	
11	61A-45215-11	COVER, WATER INLET 2 CUBIERTA ENTRADA AGUA 2		1	
12	90152-05003	SCREW, COUNTERSUNK TORNILLO EMBUTIDO		1	
13	90185-05002	NUT, NYLON TUERCA AUTOBLOCANTE		1	
14	61A-45371-00	TAB-TRIM QUILLA ESTABILIZADOR		1	
15	90105-10M00	BOLT, FLANGE TORNILLO		1	
16	6D0-44367-00	DAMPER, WATER SEAL 3 GOMA DEL SELLO DE AGUA 3		1	
17	6D0-44362-01	TUBE, WATER 2 TUBO DE AGUA 2		1	
18	6D0-44365-00	DAMPER, WATER SEAL 1 HULE DE SELLO DE AGUA 1		1	
19	6D0-44366-00	DAMPÉR, WATER SEAL 2 GOMA DEL SELLO DE AGUA 2		1	
20	69J-45987-00	SPACER 1 ESPACIADOR 1		1	
21	688-45997-01	SPACER 2 ESPACIADOR 2		1	
22	92990-18200	WASHER ARANDELA PLANA		1	
23	90171-18M04	NUT, CASTLE TUERCA ENTALLADA		1	
24	91490-40030	PIN, COTTER CHAVETA		1	
25	6K1-45970-01	PROPELLER (3X15-1/4"X15"-ML) PROPELA (3X15-1/4"X15"-ML)		1	UR UR

FIG. 34 LOWER CASING & DRIVE 4 IMPULSOR E INFERIOR 4



REF. NO.	PART NO. CODIGO Nº	DESCRIPTION DESCRIPCION	6DX4	6DY4		REMARKS OBSERVACIONES
25	6K1-45972-01	PROPELLER (3X13-3/4"X21"-ML) PROPELA (3X13-3/4"X21"-ML)		1		UR UR
	6K1-45974-02	PROPELLER (3X13-3/4"X19"-ML1) PROPELA (3X13-3/4"X19"-ML1)		1		UR UR
	6K1-45978-02	PROPELLER (3X13-3/4"X17"-ML1) PROPELA (3X13-3/4"X17"-ML1)		1		UR UR
	61B-45972-00	PROPELLER (3X14-1/2"X21"-TL) PROPELA (3X14-1/2"X21"-TL)		1		UR UR
	61B-45974-00	PROPELLER (3X14-1/2"X19"-TL) PROPELA (3X14-1/2"X19"-TL)		1		UR UR
	61B-45978-00	PROPELLER (3X15"X17"-TL) PROPELA (3X15"X17"-TL)		1		UR UR
	6R1-45970-A1	PROPELLER (3X15-1/4"X19"-ML) PROPELA (3X15-1/4"X19"-ML)		1		UR UR
	6R1-45972-A0	PROPELLER (3X14-7/8"X21"-ML) PROPELA (3X14-7/8"X21"-ML)		1		UR UR
	6R1-45974-A0	PROPELLER (3X14-1/2"X23"-ML) PROPELA (3X14-1/2"X23"-ML)		1		UR UR
	6R1-45976-A0	PROPELLER (3X15-1/4"X15"-ML) PROPELA (3X15-1/4"X15"-ML)		1		UR UR
	6R1-45978-A0	PROPELLER (3X15-1/4"X17"-ML) PROPELA (3X15-1/4"X17"-ML)		1		UR UR
	6D1-45970-00	PROPELLER (3X15-1/4"X19"-TL) PROPELA (3X15-1/4"X19"-TL)		1		UR UR
	6D1-45972-00	PROPELLER (3X15"X21"-TL) PROPELA (3X15"X21"-TL)		1		UR UR
	6D1-45978-00	PROPELLER (3X15-1/2"X17"-TL) PROPELA (3X15-1/2"X17"-TL)		1		UR UR
	6BS-45B70-00	PROPELLER (4X15"X21"-TL) PROPELA (4X15"X21"-TL)		1		UR UR
	6BS-45B72-00	PROPELLER (4X15"X22"-TL) PROPELA (4X15"X22"-TL)		1		UR UR
	6BS-45B74-00	PROPELLER (4X15"X23"-TL) PROPELA (4X15"X23"-TL)		1		UR UR



60V2100-C330

FIG. 35 STEERING GUIDE

DIRECCIONGUIAR

REF. NO.	PART NO. CODIGO Nº	DESCRIPTION DESCRIPCION	6DX4	6DY4	REMARKS OBSERVACIONES
1	6E5-61350-02	STEERING GUIDE ATTACHMENT KIT ESTUCHE ADITAMENTO GUIA DE TIM	1		AP AP
2	6E5-61351-01	.ROD, STEERING LINK .VARILLA ESLABON DIRECCION	1		
3	90387-10M61	.COLLAR .ESPACIADOR	1		
4	90560-12M01	.SPACER .SEPARADOR	1		
5	6E5-61355-00	.BOLT .TORNILLO	1		
6	90185-09M01	.NUT, SELF-LOCKING .TUERCA AUTOBLOCANTE	2		
7	90201-10M20	.WASHER, PLATE .ARANDELA PLANA	2		
8	6E5-43145-01	.CAP, CLAMP BRACKET .TAPA	1		
9	93210-16275	.O-RING .ANILLO O	1		
10	6E5-61301-01	TWIN KIT (L:600-800MM) KIT ADITAMENTO (L:600-800MM)	1		AP AP
11	6E5-61313-00	.ADJUSTER .AJUSTADOR	1		
12	6E5-61311-11	.TIE BAR .BARRA SEPARADORA	1		
13	6E5-61315-00	.TIE BAR .ROTOR DE BOMBA AGUA	1		
14	6E5-61303-00	.STEERING AXLE COMP. .OJO-DIRECCION COMPL.	2		
15	90170-14M06	.NUT .TUERCA	1		
16	95380-14700	.NUT .TUERCA	2		
17	90201-10M76	.WASHER, PLATE .ARANDELA PLANA	2		
18	90101-09M70	.BOLT .TORNILLO	2		
19	90170-09M05	.NUT .TUERCA	2		
20	90185-09M01	.NUT, SELF-LOCKING .TUERCA AUTOBLOCANTE	2		



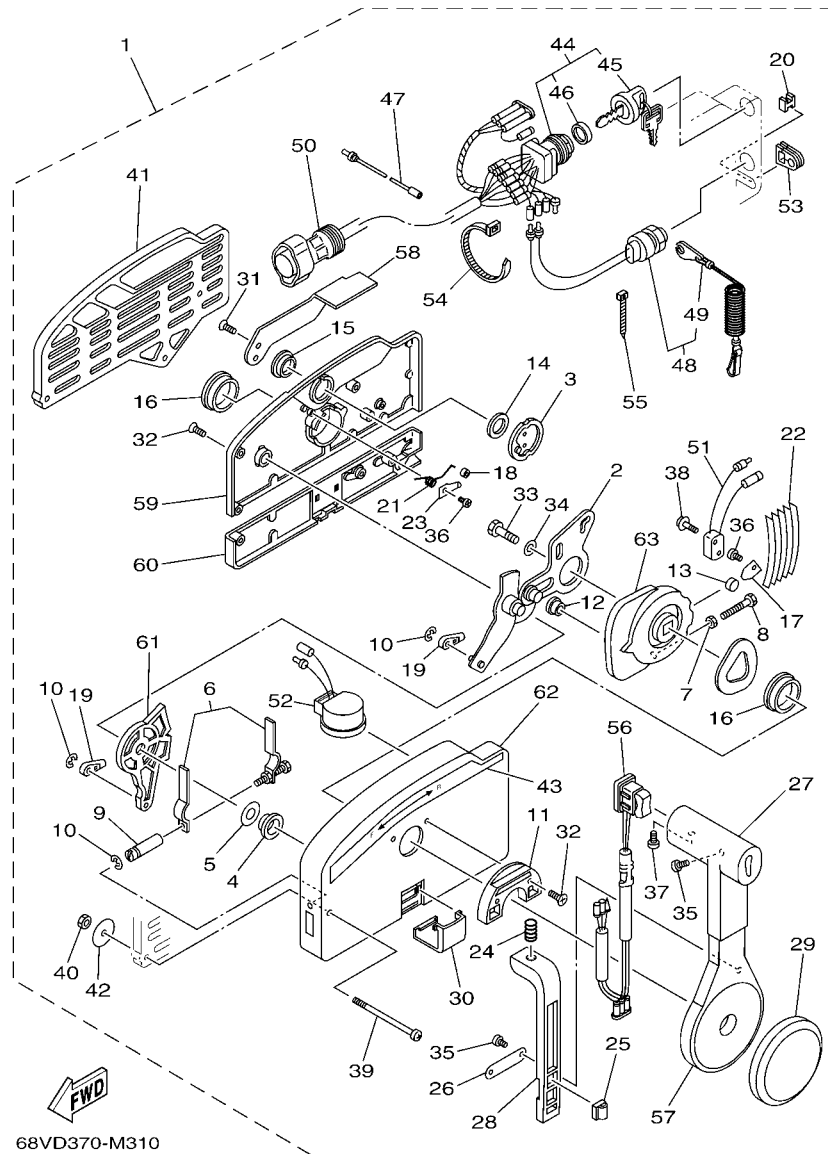
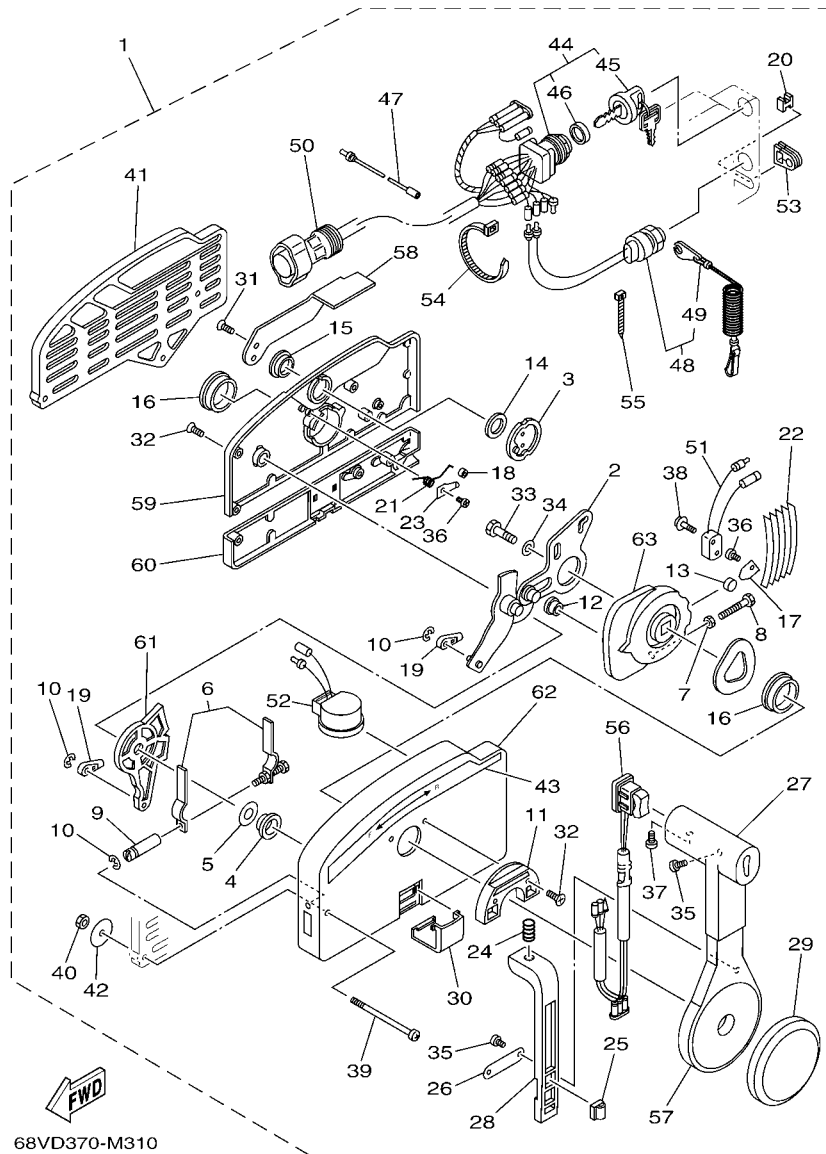


FIG. 37 REMOTE CONTROL ASSY 1 CONTROL REMOTO COMPL 1

REF. NO.	PART NO. CODIGO Nº	DESCRIPTION DESCRIPCION	6DX4	6DY4	REMARKS OBSERVACIONES
1	703-48207-1B	REMOTE CONTROL ASSY (10P) REMOTO CONTROL COMPL. (10P)	1		AP CHN WITH PT/T SW. AP CHN WITH PT/T SW.
2	703-48261-01	.ARM, THROTTLE .BRAZO ACELERADOR	1		
3	703-48153-00	.SHAFT, FREE ACCEL. .EJE	1		
4	703-48235-00	.BUSHING .BUJE	1		
5	703-48268-00	.SPACER .ESPACIADOR 3	1		
6	703-48264-00	.FRICTION, THROTTLE .FRICCION DE ACELERADOR	1		
7	95380-05600	.NUT .TUERCA	1		
8	97380-05025	.BOLT .TORNILLO HEXAGONAL	1		
9	703-48265-00	.SHAFT, FRICTION .EJE FRICCION	1		
10	93430-06024	.CIRCLIP .SEGURO	3		
11	703-48245-00	.PLATE, LOCK .PLACA CERRADURA	1		
12	703-48252-00	.ROLLER, CAM .RODILLO LEVA	1		
13	701-48248-00	.ROLLER, FREE ACCEL. .RODILLO ACELERADOR LIBRE	1		
14	703-48198-00	.WASHER, WAVE .RONDANA ONDULADA 3	1		
15	703-48243-00	.BUSHING .BUJE 3	1		
16	703-48236-00	.BUSHING 1 .BUJE	2		
17	703-48189-00	.RETAINER .RETENEDOR	1		
18	703-48234-00	.ROLLER, DETENT .RODILLO	1		
19	703-48345-01	.CABLE END, REMOTE CONTROL 2 .TERMINAL CABLE DE CONTROL REMO	2		
20	703-48358-00	.ANCHOR, CABLE .ABRAZADERA CABLE	1		
21	703-48244-00	.SPRING, FREE ACCEL. .RESORTE ACELERADOR LIBRE	1		
22	703-48238-00	.SPRING, DETENT .RESORTE	5		
23	703-48246-00	.SPACER .ESPACIADOR	1		
24	703-48227-00	.SPRING, NEUTRAL LOCK .RESORTE DE SEGURO	1		
25	703-82594-00	.CLAMP .GRAMPA	1		WITH PT/T SW. WITH PT/T SW.
26	703-48226-00	.PLATE, STOPPER .PLACA RETEN	1		
27	703-48222-00	.GRIP, CONTROL LEVER .MANGO DE PALANCA CONTROL	1		SINGLE SINGLE



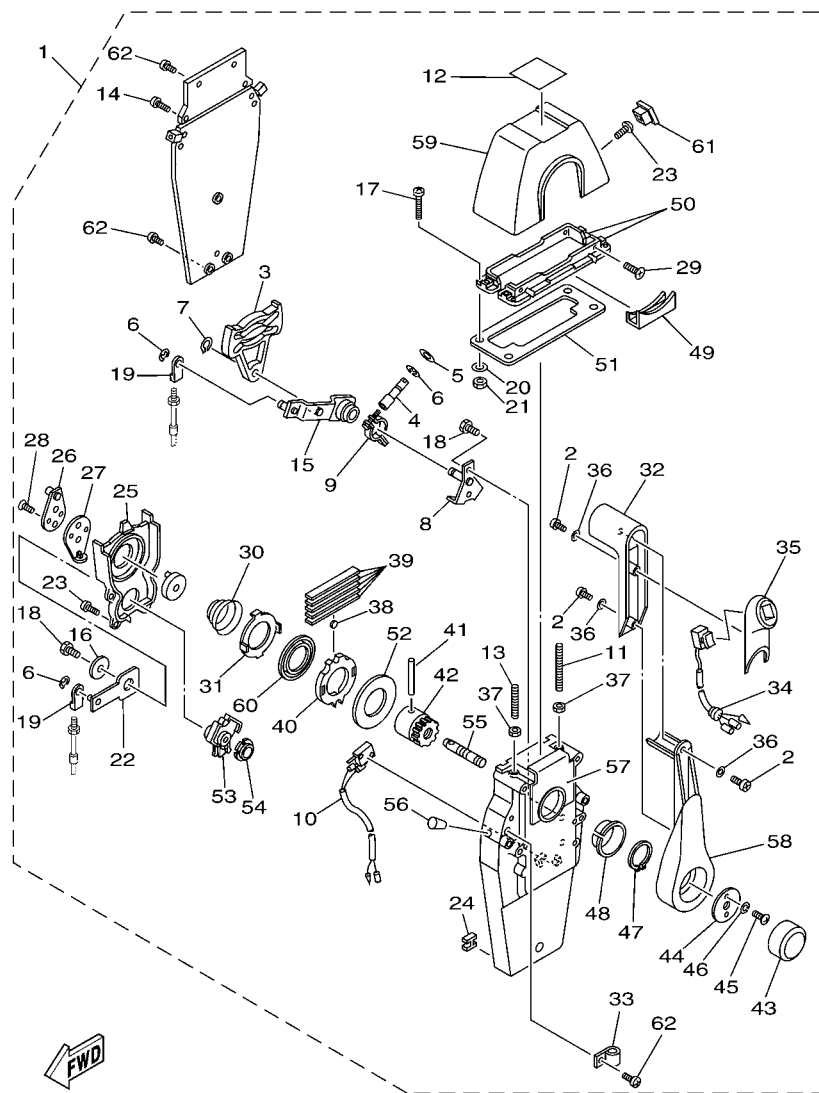
68VD370-M310

FIG. 37 REMOTE CONTROL ASSY 1 CONTROL REMOTO COMPL 1

REF. NO.	PART NO. CODIGO Nº	DESCRIPTION DESCRIPCION	6DX4	6DY4	REMARKS OBSERVACIONES
28	703-48223-00	.LOCK, NEUTRAL .CERRADURA NEUTRO	1		
29	703-48225-00	.COVER .CUBIERTA	1		
30	703-48219-00	.COVER, LEAD .CUBIERTA	1		
31	703-48281-00	.SCREW .TORNILLO 1	2		
32	703-44189-00	.SCREW .TORNILLO	7		
33	97380-08030	.BOLT .TORNILLO HEXAGONAL	1		
34	92990-08600	.WASHER, PLATE .ARANDELA PLANA	1		
35	98580-04010	.SCREW, PAN HEAD .TORNILLO DE CABEZA CRUZADA	3		
36	98580-04006	.SCREW, PAN HEAD .TORNILLO DE CABEZA CRUZADA	2		
37	98580-05010	.SCREW, PAN HEAD .TORNILLO DE CABEZA CRUZADA	1		
38	703-48129-00	.SCREW 3 .TORNILLO 3	2		
39	703-44189-10	.SCREW .TORNILLO	3		
40	95380-06600	.NUT, HEXAGON .TUERCA	3		
41	703-48293-10	.SPACER, REMOTE CONTROL .ESPACIADOR	1		SINGLE SINGLE
42	701-48287-00	.WASHER .ARANDELA	3		
43	703-48215-00	.GRAPHIC .CALCOMANIA 1	1		
44	703-82510-44	.MAIN SWITCH ASSY .CONJUNTO DE LLAVE IGNICION	1		
45	703-82577-00	.CAP, KEY .TAPA	1		
46	6K1-82532-00	.CAP .TAPA	1		
47	703-82531-00	.WIRE, LEAD (L70) .CABLE CONDUCTOR (L70)	1		
48	688-82575-01	.ENGINE STOP SWITCH ASSY .INTERRUPTOR DE PARADA COMPL	1		
49	682-82556-00	.LANYARD, STOP SWITCH .CORDON DE INTERRUPTOR PARADA	1		
50	688-8258A-20	.EXTENSION, WIRE HARNESS (4.9M) .EXTENSION, ARNES DE CABLES (4)	1		(10P) (10P)
51	703-82540-00	.NEUTRAL SWITCH ASSY .INTERRUPTOR NEUTRAL COMPL	1		
52	703-83383-11	.BUZZER .ZUMBADOR	1		
53	703-48284-10	.GROMMET .TAPON	1		
54	703-82591-00	.BAND .BANDA	3		



FIG. 38 REMOTE CONTROL ASSY 2 CONTROL REMOTO COMPL 2

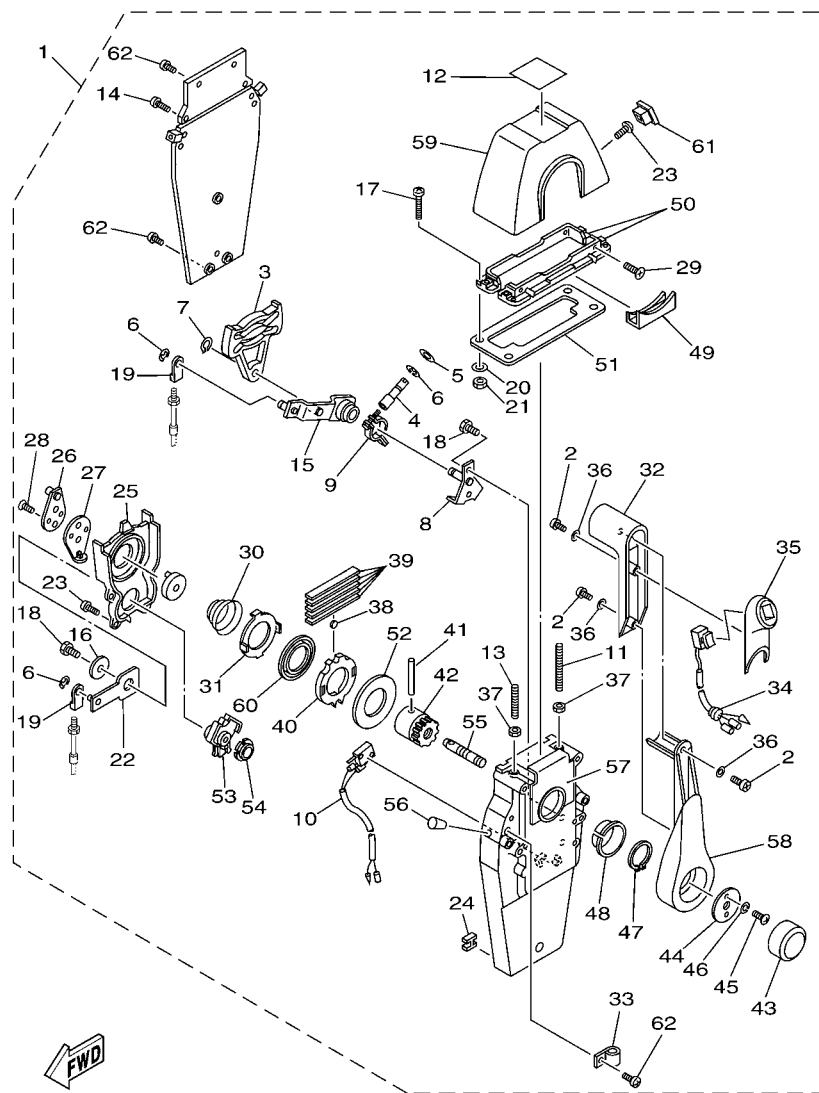


6C23100-F340

REF. NO.	PART NO. CODIGO Nº	DESCRIPTION DESCRIPCION	6DX4	6DY4	REMARKS OBSERVACIONES
1	704-48205-P1	REMOTE CONTROL ASSY (RIGHT) REMOTO CONTROL COMPL (RECTO)	1		AP EXCEPT CHN AP EXCEPT CHN
2	704-48129-00	.SCREW 3 .TORNILLO 3	3		
3	EL8-48251-00	.PLATE, CAM .PLACA, LEVA	1		
4	704-48265-00	.SHAFT, FRICTION .EJE FRICCION	1		
5	701-48246-00	.SPACER .ESPACIADOR	1		
6	93430-06024	.CIRCLIP .SEGURO	4		
7	EL8-48259-00	.CIRCLIP 1 .SEGURO	1		
8	704-48262-00	.SHAFT, THROTTLE .EJE DE ACELERADOR	1		
9	704-48264-00	.THROTTLE, FRICTION .FRICCION DE ACELERADOR	1		
10	704-82540-20	.NEUTRAL SWITCH ASSY .INTERRUPTOR NEUTRAL COMPL	1		
11	EL8-48281-00	.SCREW .TORNILLO 1	1		
12	704-48215-20	.GRAPHIC .CALCOMANIA 1	1		
13	704-48281-00	.SCREW .TORNILLO 1	1		
14	97890-05025	.SCREW, PAN HEAD .TORNILLO	2		
15	704-48261-00	.ARM, THROTTLE .BRAZO ACELERADOR	1		
16	EL8-48191-00	.WASHER 1 .ARANDELA	1		
17	704-48283-00	.SCREW .TORNILLO 3	4		
18	97380-06018	.BOLT .TORNILLO HEXAGONAL	3		
19	703-48345-01	.CABLE END, REMOTE CONTROL 2 .TERMINAL CABLE DE CONTROL REMO	2		
20	704-48287-00	.WASHER .ARANDELA	4		
21	95380-05600	.NUT .TUERCA	4		
22	704-48271-00	.ARM, SHIFT .BRAZO CAMBIADOR	1		
23	EL8-48127-00	.SCREW 1 .TORNILLO 1	10		
24	703-48358-00	.ANCHOR, CABLE .ABRAZADERA CABLE	1		
25	704-48231-00	.HOUSING, GEAR .CAJA, ENGRANAJE	1		
26	EL8-48241-00	.ARM, DRIVE .BRAZO, MANDO	1		
27	EL8-48254-00	.STOPPER, THROTTLE ADJUSTING .TAPON	1		



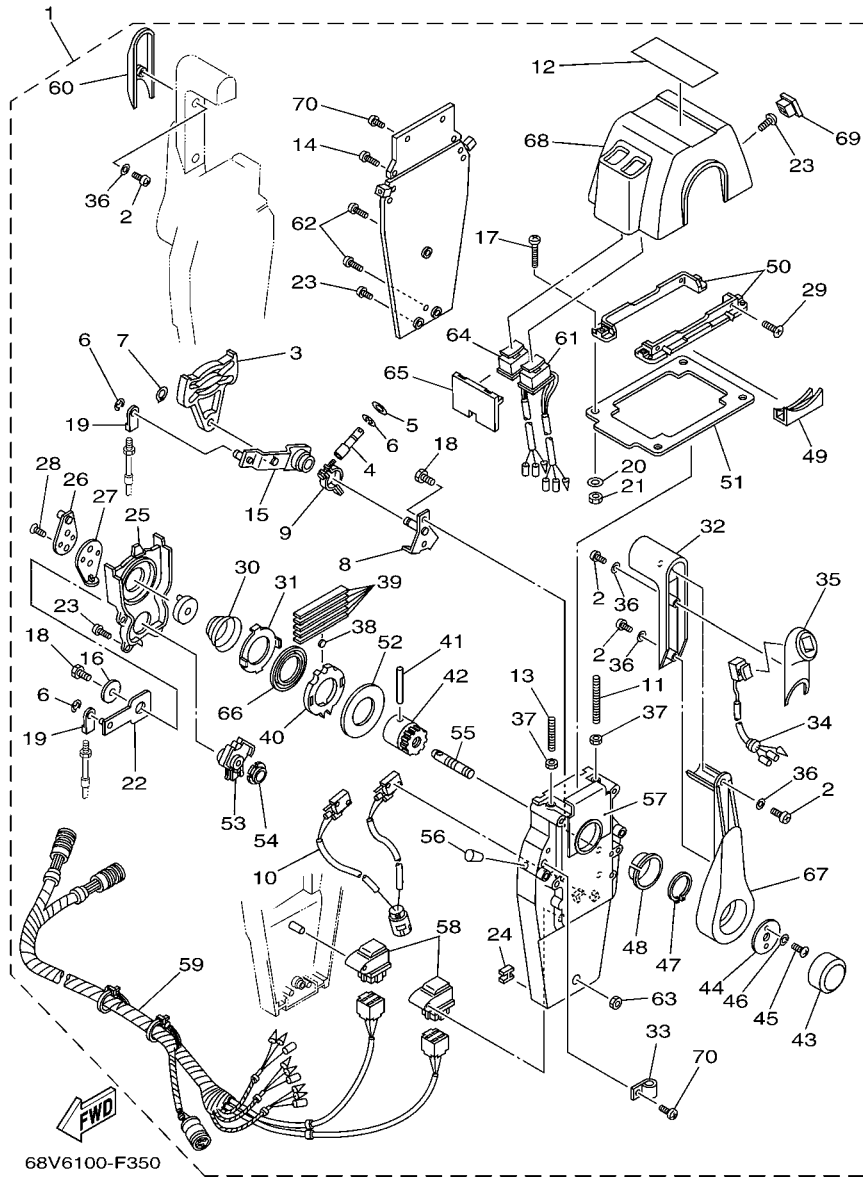
FIG. 38 REMOTE CONTROL ASSY 2 CONTROL REMOTO COMPL 2



6C23100-F340

REF. NO.	PART NO. CODIGO Nº	DESCRIPTION DESCRIPCION	6DX4	6DY4	REMARKS OBSERVACIONES
28	92780-06020	.SCREW, FLAT HEAD .TORNILLO CABEZA PLANA	2		
29	98780-05018	.SCREW, FLAT HEAD .TORNILLO CABEZA PLANA	4		
30	EL8-48244-00	.SPRING, FREE ACCEL. .RESORTE ACELERADOR LIBRE	1		
31	EL8-48245-00	.PLATE, LOCK .PLACA CERRADURA	1		
32	704-48222-P0	.GRIP, CONTROL LEVER .MANGO DE PALANCA CONTROL	1		
33	704-82594-00	.CLAMP .GRAMPA	1		
34	704-82563-41	.TRIM & TILT SWITCH ASSY .INTERRUPTOR DE INCLINACION	1		
35	704-48229-P1	.GRIP, CONTROL LEVER .MANGO DE PALANCA CONTROL 2	1		
36	92990-05300	.WASHER, INTERNAL TOOTH .ARANDELA PLANA	3		
37	95380-06600	.NUT, HEXAGON .TUERCA	2		
38	701-48248-00	.ROLLER, FREE ACCEL. .RODILLO ACELERADOR LIBRE	1		
39	704-48238-00	.SPRING, DETENT .RESORTE	5		
40	704-48232-P1	.GEAR .ENGRANAJE 1	1		
41	EL8-48164-00	.PIN 2 .PASADOR 2	1		
42	704-48242-10	.SHAFT, DRIVE .EJE, PROPULSION	1		
43	6X3-48225-20	.COVER .CUBIERTA	1		
44	704-48192-00	.WASHER 2 .RONDANA 2	1		
45	97890-06018	.SCREW, PAN HEAD .TORNILLO	2		
46	92990-06300	.WASHER, INTERNAL TOOTH .ARANDELA PLANA	2		
47	EL8-48279-00	.CIRCLIP 2 .SEGURO2	1		
48	704-48234-00	.BUSHING 1 .BUJE	1		
49	704-48219-P0	.COVER, LEAD .CUBIERTA	1		
50	704-48144-10	.PLATE, STOPPER 2 .PLACA, RETEN 2	2		
51	704-48176-00	.GROMMET .TOPON	1		
52	704-48192-P0	.WASHER 2 .RONDANA 2	1		
53	704-48233-00	.GEAR 2 .ENGRANAJE 2	1		
54	704-48235-00	.BUSHING .BUJE	1		





68V6100-F350

FIG. 39 REMOTE CONTROL ASSY 3 CONTROL REMOTO COMPL 3

REF. NO.	PART NO. CODIGO Nº	DESCRIPTION DESCRIPCION	6DX4	6DY4	REMARKS OBSERVACIONES
1	704-48207-P1	REMOTE CONTROL ASSY REMOTO CONTROL COMPL.		1	AP WITH PT/T SW. AP WITH PT/T SW.
2	704-48129-00	.SCREW 3 .TORNILLO 3		6	
3	EL8-48251-00	.PLATE, CAM .PLACA, LEVA		2	
4	704-48265-00	.SHAFT, FRICTION .EJE FRICCION		2	
5	701-48246-00	.SPACER .ESPACIADOR		2	
6	93430-06024	.CIRCLIP .SEGURO		8	
7	EL8-48259-00	.CIRCLIP 1 .SEGURO		2	
8	704-48262-00	.SHAFT, THROTTLE .EJE DE ACELERADOR		2	
9	704-48264-00	.THROTTLE, FRICTION .FRICCION DE ACELERADOR		2	
10	704-82540-30	.NEUTRAL SWITCH ASSY .INTERRUPTOR NEUTRAL COMPL		1	
11	EL8-48281-00	.SCREW .TORNILLO 1		2	
12	704-48215-30	.GRAPHIC .CALCOMANIA 1		1	
13	704-48281-00	.SCREW .TORNILLO 1		2	
14	97890-05025	.SCREW, PAN HEAD .TORNILLO		4	
15	704-48261-00	.ARM, THROTTLE .BRAZO ACELERADOR		2	
16	EL8-48191-00	.WASHER 1 .ARANDELA		2	
17	704-48283-00	.SCREW .TORNILLO 3		4	
18	97380-06018	.BOLT .TORNILLO HEXAGONAL		6	
19	703-48345-01	.CABLE END, REMOTE CONTROL 2 .TERMINAL CABLE DE CONTROL REMO		4	
20	704-48287-00	.WASHER .ARANDELA		4	
21	95380-05600	.NUT .TUERCA		4	
22	704-48271-00	.ARM, SHIFT .BRAZO CAMBIADOR		2	
23	EL8-48127-00	.SCREW 1 .TORNILLO 1		18	
24	703-48358-00	.ANCHOR, CABLE .ABRAZADERA CABLE		2	
25	704-48231-00	.HOUSING, GEAR .CAJA, ENGRANAJE		2	
26	EL8-48241-00	.ARM, DRIVE .BRAZO, MANDO		2	
27	EL8-48254-00	.STOPPER, THROTTLE ADJUSTING .TAPON		2	

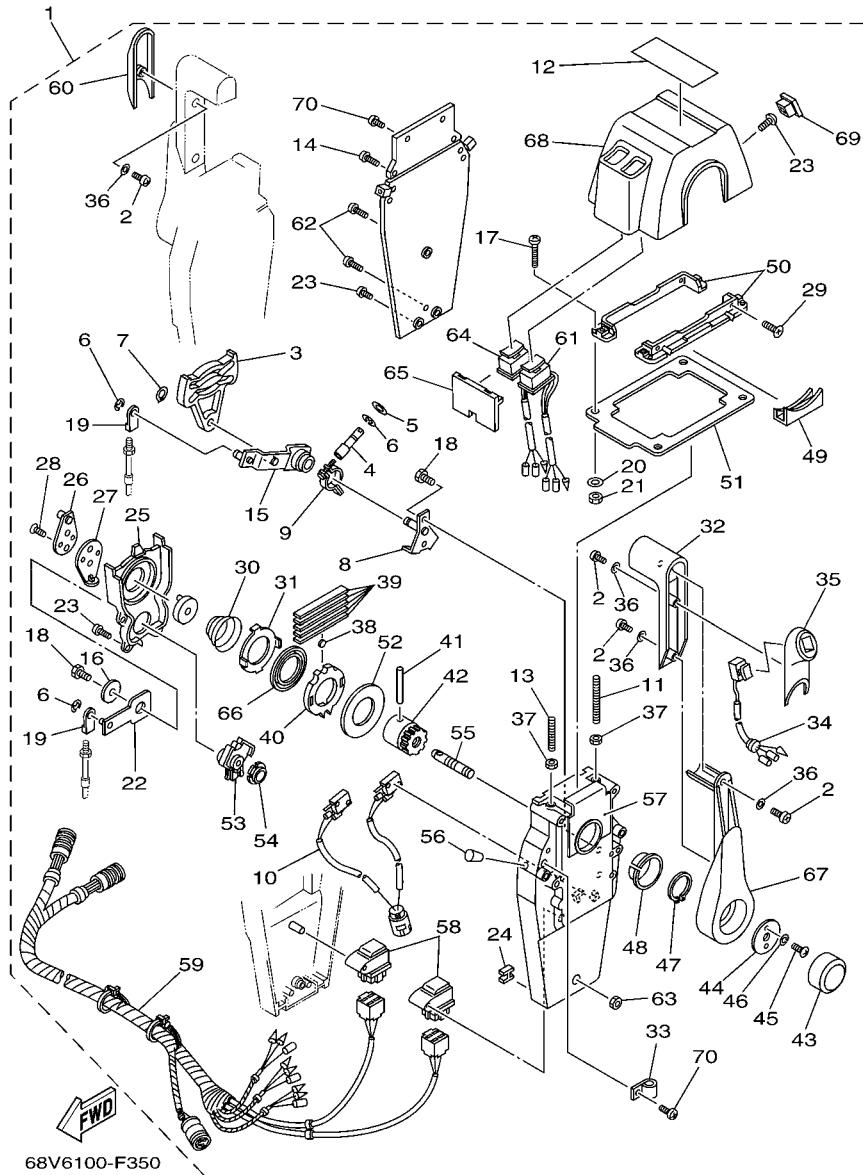


FIG. 39 REMOTE CONTROL ASSY 3 CONTROL REMOTO COMPL 3

REF. NO.	PART NO. CODIGO Nº	DESCRIPTION DESCRIPCION	6DX4	6DY4	REMARKS OBSERVACIONES
28	92780-06020	.SCREW, FLAT HEAD .TORNILLO CABEZA PLANA		4	
29	98780-05018	.SCREW, FLAT HEAD .TORNILLO CABEZA PLANA		4	
30	EL8-48244-00	.SPRING, FREE ACCEL. .RESORTE ACELERADOR LIBRE		2	
31	EL8-48245-00	.PLATE, LOCK .PLACA CERRADURA		2	
32	704-48222-P0	.GRIP, CONTROL LEVER .MANGO DE PALANCA CONTROL		2	
33	704-82594-00	.CLAMP .GRAMPA		1	
34	704-82563-51	.TRIM & TILT SWITCH ASSY .INTERRUPTOR DE INCLINACION		1	
35	704-48229-P1	.GRIP, CONTROL LEVER .MANGO DE PALANCA CONTROL 2		1	
36	92990-05300	.WASHER, INTERNAL TOOTH .ARANDELA PLANA		6	
37	95380-06600	.NUT, HEXAGON .TUERCA		4	
38	701-48248-00	.ROLLER, FREE ACCEL. .RODILLO ACELERADOR LIBRE		2	
39	704-48238-00	.SPRING, DETENT .RESORTE		10	
40	704-48232-P1	.GEAR .ENGRANAJE 1		2	
41	EL8-48164-00	.PIN 2 .PASADOR 2		2	
42	704-48242-10	.SHAFT, DRIVE .EJE, PROPULSION		2	
43	6X3-48225-20	.COVER .CUBIERTA		2	
44	704-48192-00	.WASHER 2 .RONDANA 2		2	
45	97890-06018	.SCREW, PAN HEAD .TORNILLO		4	
46	92990-06300	.WASHER, INTERNAL TOOTH .ARANDELA PLANA		4	
47	EL8-48279-00	.CIRCLIP 2 .SEGURO2		2	
48	704-48234-00	.BUSHING 1 .BUJE		2	
49	704-48219-P0	.COVER, LEAD .CUBIERTA		2	
50	704-48144-20	.PLATE, STOPPER 2 .PLACA, RETEN 2		2	
51	704-48176-10	.GROMMET .TOPON		1	
52	704-48192-P0	.WASHER 2 .RONDANA 2		2	
53	704-48233-00	.GEAR 2 .ENGRANAJE 2		2	
54	704-48235-00	.BUSHING .BUJE		2	

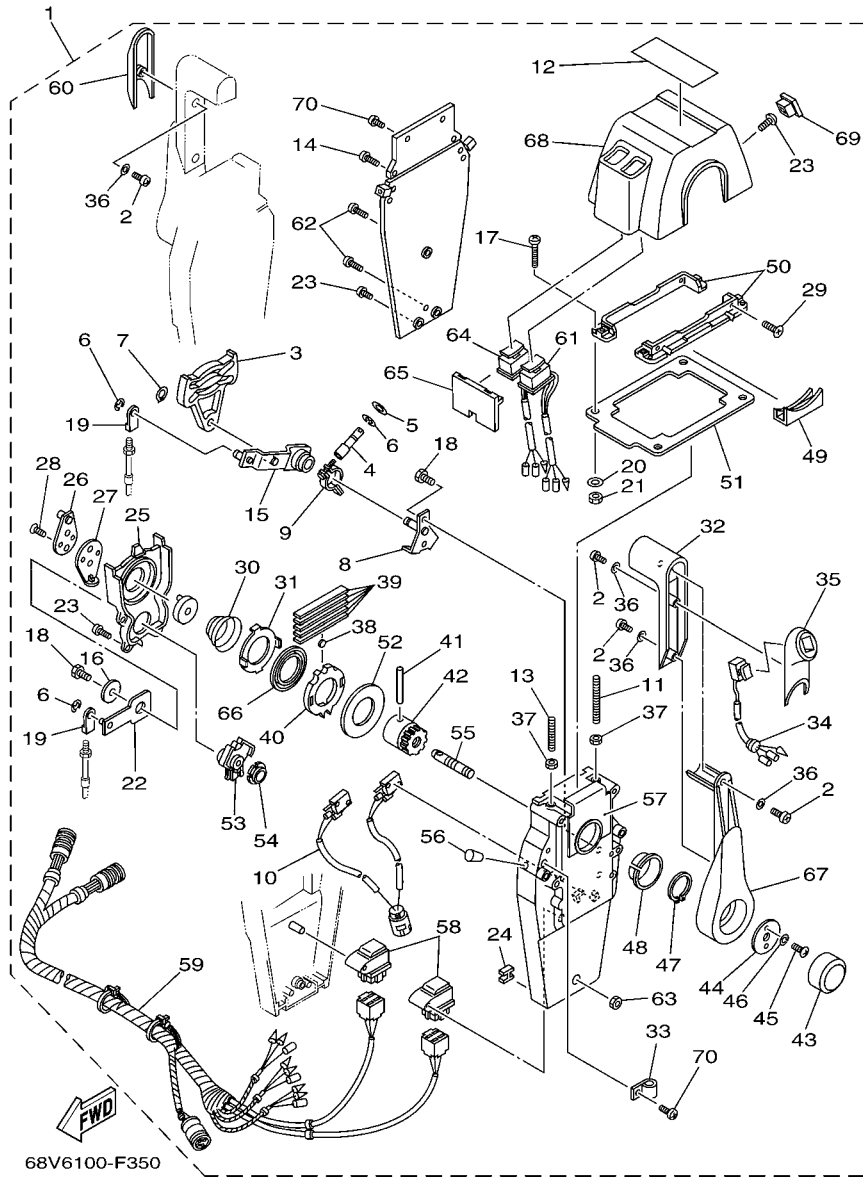
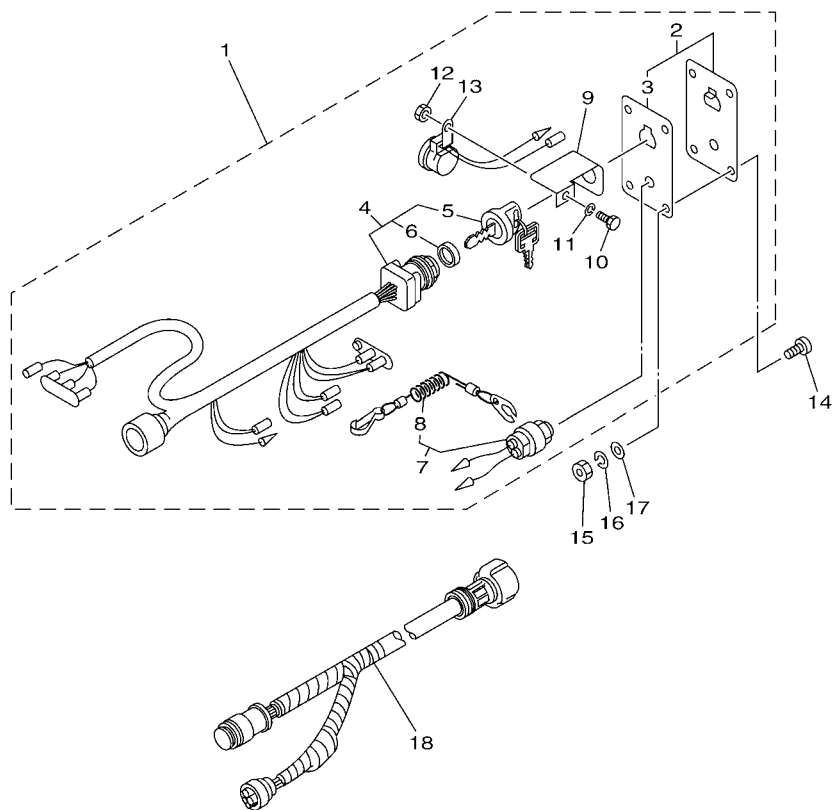


FIG. 39 REMOTE CONTROL ASSY 3 CONTROL REMOTO COMPL 3

REF. NO.	PART NO. CODIGO Nº	DESCRIPTION DESCRIPCION	6DX4	6DY4	REMARKS OBSERVACIONES
55	704-48153-00	.SHAFT, FREE ACCEL. .EJE		2	
56	704-48166-00	.PLUG .TAPON		2	
57	704-48284-P0	.GROMMET .TAPON		2	
58	704-81950-10	.RELAY ASSY .RELE COMPLETO		2	
59	704-82590-10	.WIRE HARNESS ASSY .CONJUNTO DE CABLES		1	
60	704-48229-R0	.GRIP, CONTROL LEVER .MANGO DE PALANCA CONTROL 2		1	
61	704-82563-H1	.TRIM & TILT SWITCH ASSY .INTERRUPTOR DE INCLINACION		1	
62	704-48128-00	.SCREW 2 .TORNILLO 2		3	
63	704-48156-00	.NUT 1 .TUERCA 1		1	
64	704-82563-J1	.TRIM & TILT SWITCH ASSY .INTERRUPTOR DE INCLINACION		1	
65	704-48285-10	.GROMMET 2 .TAPON 2		1	
66	704-48178-00	.PLATE, SHIFT .PLACA		2	
67	704-48221-P0	.LEVER, CONTROL .PALANCA CONTROL		2	
68	704-48119-41	.COVER .CUBIERTA		1	
69	704-48167-11	.PLUG .TAPON AGUJERO		1	
70	97890-05016	.SCREW, PAN HEAD .TORNILLO		5	

FIG. 40 SWITCH & PANEL

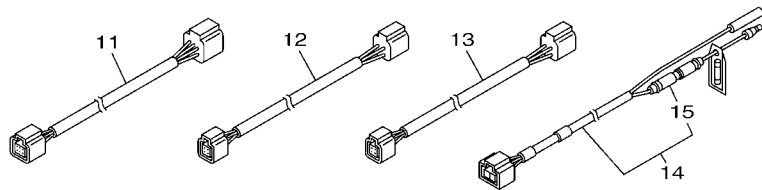
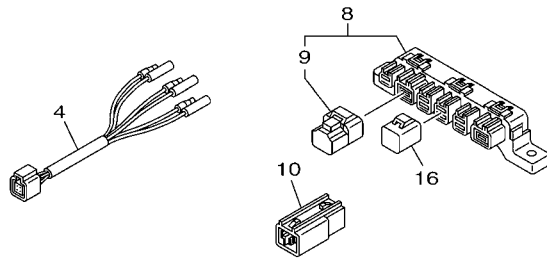
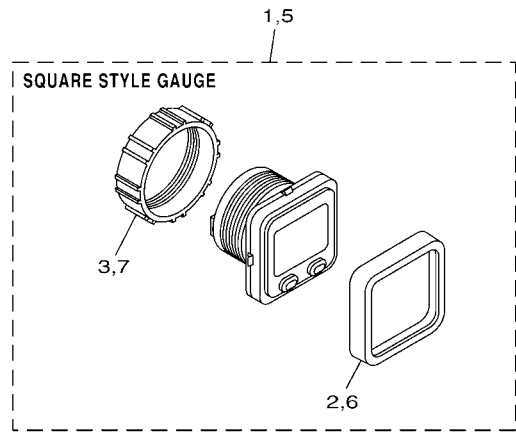
PANEL DE INTERRUPTOR



REF. NO.	PART NO. CODIGO Nº	DESCRIPTION DESCRIPCION	6DX4	6DY4	REMARKS OBSERVACIONES
1	6R5-82570-06	PANEL SWITCH ASSY INTERRUPTOR DE PANEL COMPL.	1		AP EXCEPT CHN AP EXCEPT CHN
2	704-82571-02	.PANEL, SWITCH .PANEL DE INTERRUPTOR	1		
3	6R5-82588-01	..PLATE ..PLACA	1		
4	6R5-82510-03	.MAIN SWITCH ASSY .CONJUNTO DE LLAVE IGNICION	1		
5	676-82577-01	..CAP, KEY ..TAPA	1		
6	703-82532-00	..CAP ..TAPA	1		
7	688-82575-01	.ENGINE STOP SWITCH ASSY .INTERRUPTOR DE PARADA COMPL	1		
8	682-82556-00	..LANYARD, STOP SWITCH ..CORDON DE INTERRUPTOR PARADA	1		
9	64D-82581-00	.STAY, CORD CLAMP .SOPORTE DE GRAMPA DE CABLE	1		
10	97303-05012	.BOLT .TORNILLO	1		
11	92903-05100	.WASHER, SPRING .RONDANA SENCILLA	1		
12	95303-05700	.NUT .TUERCA	1		
13	6R5-83383-00	.BUZZER .ZUMBADOR	1		
14	90149-05M05	SCREW TORNILLO DE REGLAJE	4		AP EXCEPT CHN AP EXCEPT CHN
15	95303-05600	NUT TUERCA	4		AP EXCEPT CHN AP EXCEPT CHN
16	92903-05100	WASHER, SPRING RONDANA SENCILLA	4		AP EXCEPT CHN AP EXCEPT CHN
17	92903-05600	WASHER, PLATE RONDANA SENCILLA	4		AP EXCEPT CHN AP EXCEPT CHN
18	6K1-8258A-40	EXTENSION, WIRE HARNESS (8M) EXTENSION, ARNES DE CABLES (8M)	1		AP EXCEPT CHN (10P) AP EXCEPT CHN (10P)



6BM4200-L370



6AL9200-M410

FIG. 41 OPTIONAL PARTS 1

PARTES OPCIONALES 1

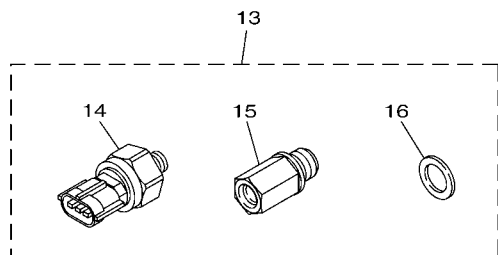
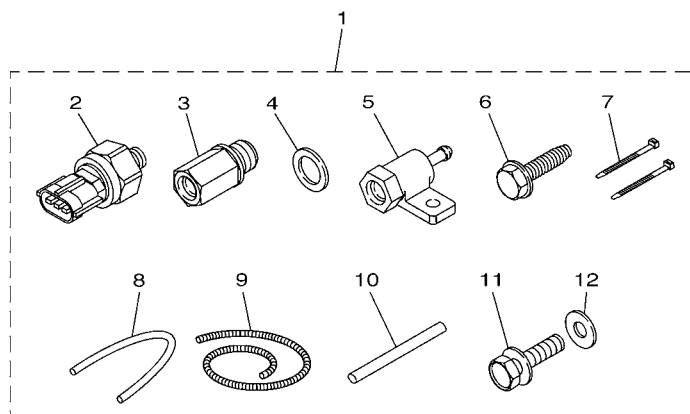
REF. NO.	PART NO. CODIGO Nº	DESCRIPTION DESCRIPCION	6DX4	6DY4		REMARKS OBSERVACIONES
1	6Y8-8350T-01	TACHOMETER, SQ TACOMETRO COMPLETO	1			
2	6Y8-83363-00	.BEZEL, SQUARE .LENTES	1			
3	6Y8-84383-00	.NUT, RING .TUERCA ANILLO	1			
4	6Y8-8356N-01	LEAD, FUEL TANK & GPS SENDER CABLE CONDUCTOR	1			
5	6Y8-83500-01	S&FM METER, SQ METRO COMPLETO	1			SPEED & FUEL SPEED & FUEL
6	6Y8-83363-00	.BEZEL, SQUARE .LENTES	1			
7	6Y8-84383-00	.NUT, RING .TUERCA ANILLO	1			
8	6Y8-81920-01	MULTI HUB ASSY TERMINAL COMPLETO	1			
9	6Y8-85371-01	.END OF LINE RESISTER .RESISTOR	1			
10	6Y8-81920-11	IN-LINE HUB ASSY TERMINAL COMPLETO	1			
11	6Y8-82553-21	20FT MAIN BUS CABLE	1			
12	6Y8-82521-11	2FT PIGTAIL BUS CABLE CONDUCTOR	2			
13	6Y8-82521-51	12FT PIGTAIL BUS CABLE CONDUCTOR	1			
14	6Y8-83553-01	8FT POWER WIRE CABLE CONDUCTOR	1			
15	6G1-82151-00	.FUSE (10A) .FUSIBLE (10A)	1			
16	6Y8-82582-11	CAP 1 (4PIN) CUBIERTA DE ARNES DE CABLE	1			





FIG. 43 OPTIONAL PARTS 3

PARTES OPCIONALES 3

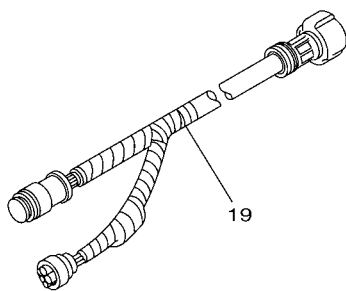
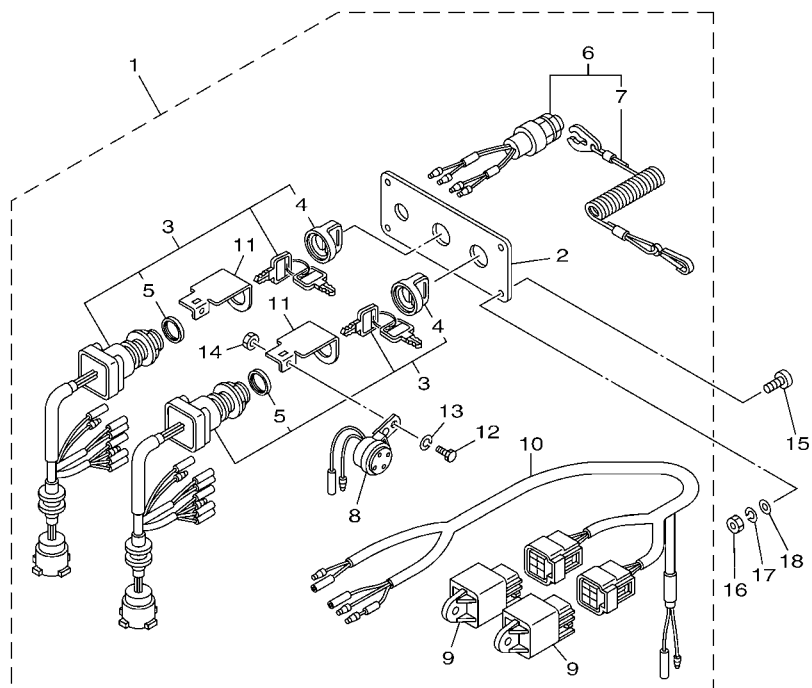


REF. NO.	PART NO. CODIGO Nº	DESCRIPTION DESCRIPCION	6DX4	6DY4		REMARKS OBSERVACIONES
1	63P-8A4L2-01	SENSOR, MODULE 2 SENSOR COMP. 2	1			
2	6AW-8366B-01	.SENSOR, WATER PRESSURE .SENSOR DE PRESION AGUA	2			
3	63P-8366C-00	.ADAPTOR, INPUT .CONECTOR BANJO 2	1			
4	90430-14115	.GASKET .JUNTA	1			
5	60V-8366D-00	.ADAPTOR, INPUT .CONECTOR BANJO 3	1			
6	90109-06M81	.BOLT .PERNO	1			
7	90465-11M10	.CLAMP .BRIDA	2			
8	90445-07017	.HOSE (L: 550MM) .TUBO (L: 550MM)	1			
9	90447-07013	.HOSE, COVER (L: 700MM) .MANGUERA DE CUBIERTA (L:700MM)	1			
10	60V-42629-00	.SEAL .SELLO 2	1			
11	97095-06016	.BOLT .PERNO	1			
12	92995-06600	.WASHER .ARANDELA	1			
13	63P-8A4L0-10	SENSOR, MODULE SENSOR COMP.	1			
14	6AW-8366B-01	.SENSOR, WATER PRESSURE .SENSOR DE PRESION AGUA	1			
15	63P-8366C-00	.ADAPTOR, INPUT .CONECTOR BANJO 2	1			
16	90430-14115	.GASKET .JUNTA	1			

6CL4370-M450

FIG. 44 OPTIONAL PARTS 4

PARTES OPCIONALES 4



63PC200-N430

REF. NO.	PART NO. CODIGO Nº	DESCRIPTION DESCRIPCION	6DX4	6DY4	REMARKS OBSERVACIONES
1	6Y8-82570-03	PANEL SWITCH ASSY INTERRUPTOR DE PANEL COMPL.		1	
2	6Y8-82571-01	.PLATE, PANEL SWITCH .PANEL DE INTERRUPTOR		1	
3	6Y8-82510-03	.MAIN SWITCH ASSY .CONJUNTO DE LLAVE IGNICION		2	
4	676-82577-01	..CAP, KEY ..TAPA		1	
5	703-82532-00	..CAP ..TAPA		1	
6	6K1-82575-00	.ENGINE STOP SWITCH ASSY .INTERRUPTOR DE PARADA COMPL		1	
7	682-82556-00	..LANYARD, STOP SWITCH ..CORDON DE INTERRUPTOR PARADA		1	
8	6R5-83383-00	.BUZZER .ZUMBADOR		2	
9	68V-81950-00	.RELAY ASSY .RELE COMPLETO		2	
10	6Y8-82507-00	.LEAD, IGNITION SWITCH RELAY .CABLE CONDUCTOR		1	
11	64D-82581-00	.STAY, CORD CLAMP .SOPORTE DE GRAMPA DE CABLE		2	
12	97003-05012	.BOLT .PERNO		2	
13	92903-05100	.WASHER, SPRING .RONDANA SENCILLA		2	
14	95303-05700	.NUT .TUERCA		2	
15	90149-05M05	SCREW TORNILLO DE REGLAJE		4	
16	95380-05600	NUT TUERCA		4	
17	92990-05100	WASHER, SPRING ARANDELA PLANA		4	
18	92990-05600	WASHER, PLATE ARANDELA PLANA		4	
19	61B-8258A-01	EXTENSION, WIRE HARNESS (9.5M) EXTENSION, ARNES DE CABLES(9.5		1	(10P) (10P)

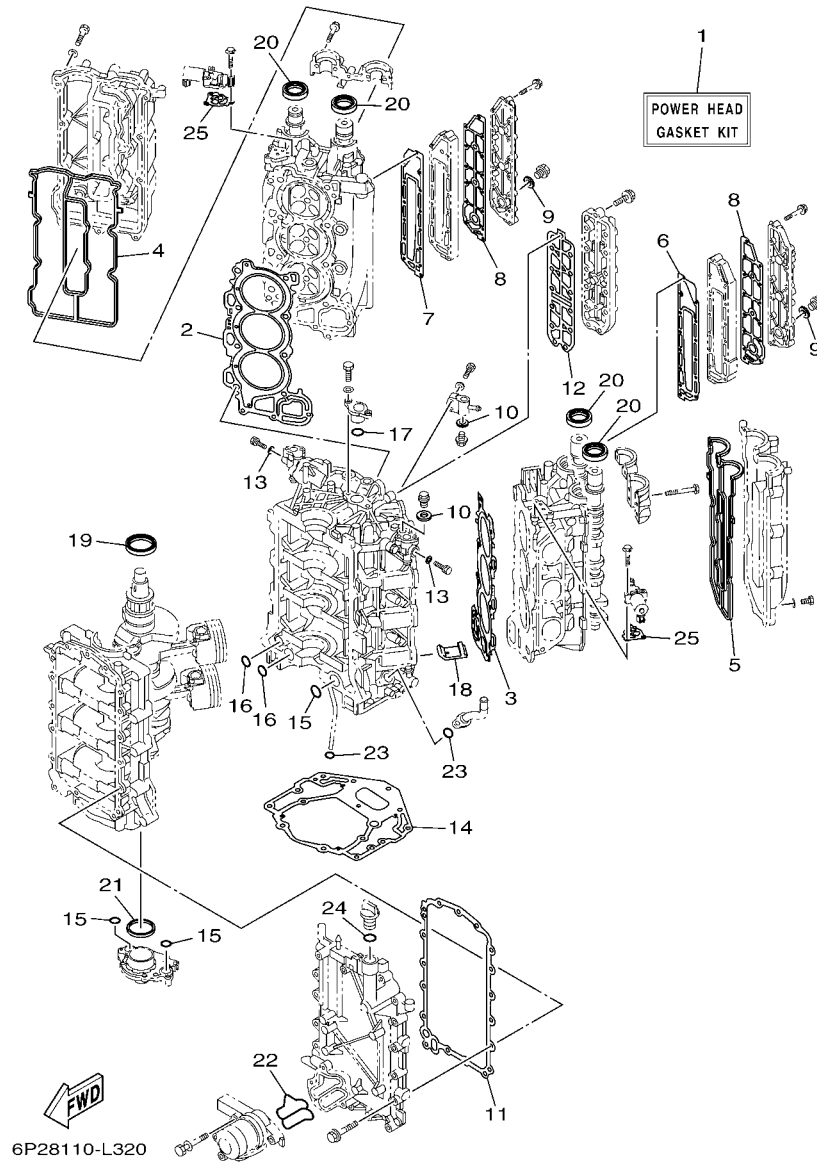


FIG. 45 REPAIR KIT 1

ESTUCHE REPARATION 1

REF. NO.	PART NO. CODIGO Nº	DESCRIPTION DESCRIPCION	6DX4	6DY4	REMARKS OBSERVACIONES
1	6P2-W0001-02	POWER HEAD GASKET KIT JUEGO DE EMPAQUE DE MOTOR	1	1	
2	6P2-11181-00	.GASKET, CYLINDER HEAD 1 .JUNTA, DE CULATA 1	1	1	
3	6P2-11182-00	.GASKET, CYLINDER HEAD 2 .EMPAQUE CULATA DE CILINDRO 2	1	1	
4	6P2-11193-00	.GASKET, HEAD COVER 1 .EMPAQUE	1	1	
5	6P2-11194-00	.GASKET, HEAD COVER 2 .EMPAQUE DE TAPA DE CULATA 2	1	1	
6	6P2-41112-00	.GASKET, EXHAUST INNER COVER .EMPAQUE	1	1	
7	6P2-41122-00	.GASKET, EXHAUST INNER COVER .EMPAQUE	1	1	
8	6P2-41114-00	.GASKET, EXHAUST OUTER COVER .EMPAQUE	2	2	
9	90430-18130	.GASKET .JUNTA	2	2	
10	90430-14115	.GASKET .JUNTA	2	2	
11	69J-15451-00	.GASKET, CRANKCASE COVER 1 .EMPAQ DE CUBIERTA DE CARTER	1	1	
12	6P2-1131B-00	.GASKET, COVER .EMPAQUE DE CUBIERTA	1	1	
13	90430-05002	.GASKET .JUNTA	2	2	
14	69J-11351-11	.GASKET, CYLINDER .JUNTA, DE CILINDRO	1	1	
15	93210-25552	.O-RING .ANILLO O	3	3	
16	93210-19MJ1	.O-RING .ANILLO O	2	2	
17	93210-25647	.O-RING .ANILLO O	1	1	
18	69J-14664-00	.GROMMET, WATER SHUT .TAPON	2	2	
19	93102-63004	.OIL SEAL .SELLO ACEITE	1	1	
20	93102-38008	.OIL SEAL .SELLO ACEITE	4	4	
21	69J-11355-00	.SEAL, CYLINDER 1 .RETEN ACEITE CILINDRO 1	1	1	
22	6P2-13477-00	.GASKET .EMPAQUE	1	1	
23	93210-19MJ3	.O-RING .ANILLO O	2	2	
24	93210-24M79	.O-RING .ANILLO O	1	1	
25	6CB-1242F-00	.GASKET, FILTER .EMPAQUE DE FILTRO	2	2	

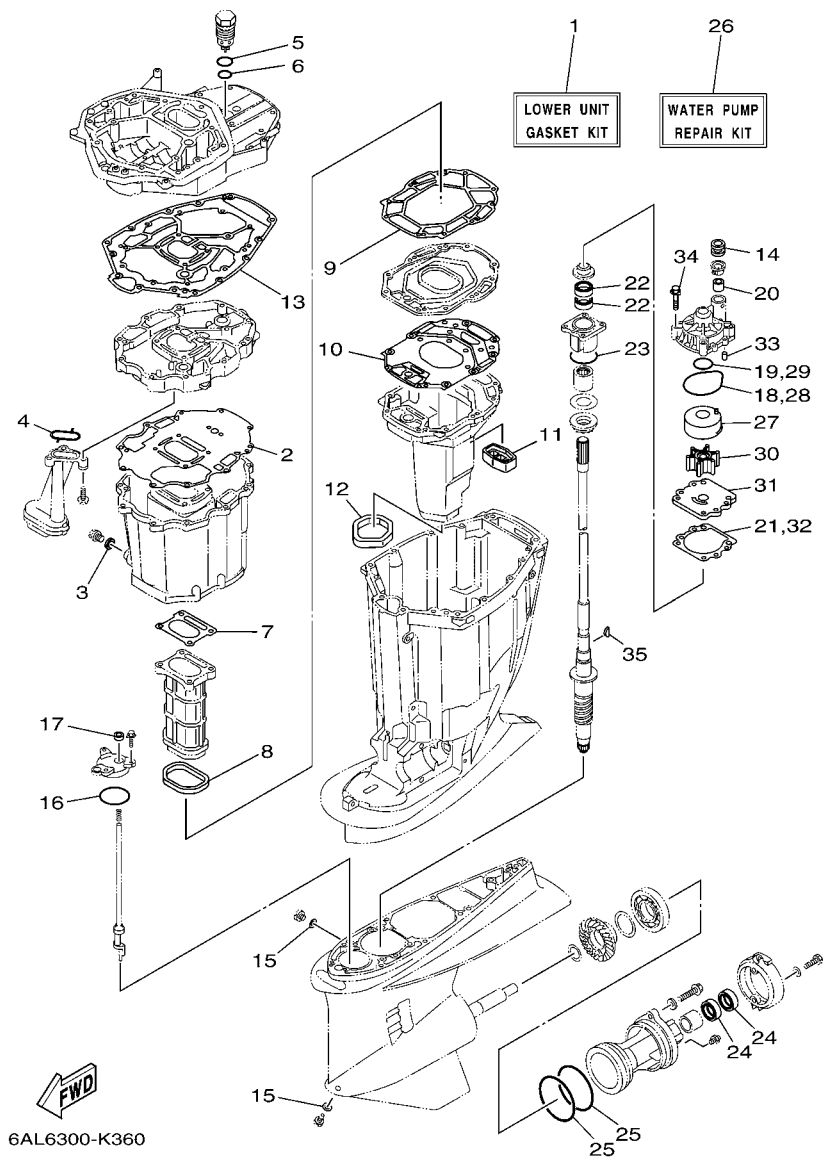


FIG. 46 REPAIR KIT 2

ESTUCHE REPARATION 2

REF. NO.	PART NO. CODIGO Nº	DESCRIPTION DESCRIPCION	6DX4	6DY4	REMARKS OBSERVACIONES
1	6P2-W0001-21	LOWER UNIT GASKET KIT JUEGO DE EMPAQUE UNIDAD INFER.	1	1	
2	69J-15312-01	.GASKET, OIL PAN .EMPAQ BANDEJA DE ACEITE	1	1	
3	90430-14M09	.GASKET .JUNTA	1	1	
4	69J-13415-00	.SEAL, OIL STRAINER .SELLO COLADOR ACEITE	1	1	
5	93210-347A1	.O-RING .ANILLO O	1	1	
6	93210-28543	.O-RING .ANILLO O	1	1	
7	6P2-41134-00	.GASKET, EXHAUST MANIFOLD .EMPAQUE	1	1	
8	69J-41138-00	.SEAL, EXT. 1 .SELLO, ESCAPE 1	1	1	
9	69J-41135-A0	.GASKET, EXHAUST MANIFOLD .EMPAQUE	1	1	
10	6S1-41136-00	.GASKET, EXHAUST MANIFOLD 4 .EMPAQUE	1	1	
11	69J-45127-00	.SEAL .SELLO DE GOMA	1	1	
12	69J-45123-00	.GASKET, MUFFLER .EMPAQUE SILENCIADOR	1	1	
13	69J-45113-20	.GASKET, UPPER CASING .EMPAQUE	1	1	
14	6E5-44366-00	.DAMPER, WATER SEAL 2 .GOMA DEL SELLO DE AGUA 2	1	1	
15	90430-08020	.GASKET .JUNTA	2	2	
16	93210-64488	.O-RING .ANILLO O	1	1	
17	93106-09014	.OIL SEAL .SELLO ACEITE	1	1	
18	93210-86M38	.O-RING .ANILLO O	1	1	
19	93210-37160	.O-RING .ANILLO O	1	1	
20	6E5-44365-00	.DAMPER, WATER SEAL 1 .HULE DE SELLO DE AGUA 1	1	1	
21	6E5-44315-A0	.GASKET, WATER PUMP .EMPAQUE	1	1	
22	93101-28M16	.OIL SEAL .SELLO ACEITE	2	2	
23	93210-55M14	.O-RING .ANILLO O	1	1	
24	93101-30002	.OIL SEAL .SELLO ACEITE	2	2	
25	93211-04384	.O-RING .ANILLO O	2	2	
26	6S1-W0078-00	WATER PUMP REPAIR KIT ESTUCHE REPARACION BOMBA AGUA	1	1	
27	6R3-44322-42	.INSERT, CARTRIDGE .CARTUCHO	1	1	



NUMERICAL INDEX  
INDICE NUMERICO

PART NO. CODIGO N°	REF. NO.	PART NO. CODIGO N°	REF. NO.	PART NO. CODIGO N°	REF. NO.	PART NO. CODIGO N°	REF. NO.	PART NO. CODIGO N°	REF. NO.	PART NO. CODIGO N°	REF. NO.
6P2-11110-10-9S	5 - 2	6P2-11416-20	4 - 4	6R3-12581-00	23 - 14	6P2-13595-00	11 - 4	6CB-14546-00	13 - 28	6H4-24311-00	6 - 27
69J-11119-00	3 - 13	6P2-11417-00	4 - 5	6R3-12582-00	23 - 15	69J-13631-00	30 - 15	6CB-14564-00	13 - 9	6P2-24313-30	15 - 18
6P2-11119-00	6 - 16	6P2-11417-10	4 - 5	6R3-12583-00	23 - 16	6P2-13641-00	8 - 13	63P-14567-00	13 - 21	6P2-24314-00	15 - 2
6P2-1111E-00	6 - 17	6P2-11417-20	4 - 5	6P2-12615-00	7 - 22	6P2-13642-00	8 - 16	69J-14624-01	29 - 46	61A-24316-00	9 - 20
6P2-11120-10-9S	5 - 10	6AW-11426-01	4 - 6	6P2-12623-00	7 - 19	6P2-13645-00	8 - 14	69J-14664-00	3 - 46	6AW-24317-20	14 - 5
6S5-11133-10	5 - 3	6AW-11427-01	4 - 7	6P2-12645-20	7 - 18		8 - 17		45 - 18	6AW-24323-20	14 - 3
	5 - 11	6CB-11478-00	4 - 2	6P2-12663-00	7 - 20	6P2-13646-00	8 - 15	69J-14711-21-9S	29 - 23	6AW-24324-20	14 - 4
6P2-11135-00	5 - 35	6P2-11537-01	7 - 17	6S5-12858-00	3 - 48	6P2-13647-00	8 - 18	6P2-14752-00	9 - 19	6E5-24351-51	16 - 3
6P2-11181-00	5 - 22	6P2-11590-01	7 - 25	6CB-13016-00	1 - 10	6P2-13711-00	10 - 3	6P2-1475A-10	11 - 5	6Y2-24360-60	16 - 5
	45 - 2	63P-11603-01	4 - 12		13 - 5	69J-13716-00	13 - 22	6P2-1475E-00	11 - 6	6CE-24376-00	9 - 3
6P2-11182-00	5 - 27	63P-11604-00	4 - 12	6AW-13119-00	30 - 14	6P2-13750-10	10 - 1	6P2-1475F-00	11 - 8	6P2-24376-00	11 - 20
	45 - 3	6P2-11631-10-93	4 - 11	6AW-13132-00	13 - 26	6P2-13751-01	10 - 2	6P2-1475G-00	11 - 9	6R3-24377-00	15 - 23
6P2-11191-00-9S	5 - 34	63P-11633-10	4 - 13	6P2-13160-10	12 - 1	6P2-13758-00	11 - 14	68V-1475H-00	13 - 13	6R3-24377-10	15 - 4
6P2-11192-00-9S	5 - 43	63P-11634-00	4 - 14	6P2-13161-00	12 - 2	6P2-13761-10	12 - 3	68V-1475J-00	13 - 14	688-24378-00	9 - 21
6P2-11193-00	5 - 38	6P2-11635-10	4 - 11	6P2-13170-10	12 - 6		12 - 8	6CB-14984-00	1 - 12		9 - 22
	45 - 4	6P2-11650-00	4 - 8	6P2-13171-00	12 - 7	6AW-13781-00	13 - 30		13 - 39		9 - 23
6P2-11194-00	5 - 44	63P-11654-10	4 - 9	6P2-13300-00	30 - 12	6AW-13784-00	13 - 33	6CB-14985-00	13 - 27		9 - 24
	45 - 5	6P2-11656-00	4 - 10	69J-13329-01	30 - 13	6CB-13906-01	13 - 8	6P2-15100-10	3 - 2		9 - 25
69J-11301-00	5 - 16	6P2-11656-10	4 - 10	69J-13411-00	30 - 8	6P2-13907-20	13 - 24	6P2-15142-00	5 - 41		11 - 17
69J-11313-00	3 - 42	6P2-11656-20	4 - 10	69J-13415-00	30 - 10	63P-13915-00	1 - 11	6P2-15143-00	5 - 47	69J-24378-00	2 - 17
6P2-1131B-00	3 - 18	6P2-12111-10	7 - 1		46 - 4		13 - 25	6P2-15187-00	3 - 5	6CE-24378-00	3 - 32
	45 - 12	6CB-12113-00	7 - 4	60L-13437-42	17 - 24	6P2-13973-30	14 - 9	69J-15311-10-CA	30 - 1	6E5-24378-00	14 - 8
6P2-1131C-00-9S	3 - 15	51Y-12119-00	7 - 7	60L-13437-62	17 - 24	6P2-13974-30	14 - 10	69J-15312-01	29 - 48	6E5-24379-00	23 - 10
6E5-11325-00	1 - 1	6P2-12121-10	7 - 2	69J-13440-03	1 - 4	6C5-1410B-00	12 - 4		46 - 2	68V-24379-10	13 - 11
	1 - 8	6P2-12171-10	7 - 9		3 - 47		12 - 9	69J-15316-00	29 - 33	6CB-24410-00	13 - 31
	1 - 15	6P2-12172-10	7 - 13	6P2-13446-00-9S	3 - 49	69J-14137-00	14 - 6	6P2-15362-10	30 - 19	6P2-24419-00	8 - 8
	3 - 16	6P2-12181-10	7 - 11	67F-13448-00	2 - 16	6CB-14146-00	13 - 10	6G8-15363-00	3 - 52	6P2-24422-10	8 - 6
	6 - 9	6P2-12182-10	7 - 15	6P2-13477-00	3 - 50	6P2-14149-00	14 - 2	6P2-15373-01	8 - 19	6CB-24452-10	13 - 18
	19 - 10	69J-12233-00	29 - 10		45 - 22	6P2-14159-00	10 - 13	6P2-15377-10	30 - 20	4SV-24453-00	13 - 34
6P2-11325-00	1 - 7	6P2-1240H-00-9S	3 - 22	6P2-13532-10	11 - 3	69J-14164-00	10 - 22	6P2-15411-01-9S	3 - 8	6CB-24460-00	13 - 4
	6 - 8	6P3-1240H-00-9S	3 - 61	6P2-13533-00	11 - 2	6P2-14180-31	13 - 1	69J-15451-00	3 - 9	6P3-24469-00	15 - 9
6P3-11325-00	1 - 3	67F-12411-01	1 - 2	6P2-13545-00	11 - 7	6AW-14181-11	13 - 15		45 - 11	6CB-24482-00	13 - 20
	3 - 24		3 - 20	6P2-13546-00	11 - 10	6AW-14182-11	13 - 2	6P2-15481-00	3 - 6	6AW-24491-10	13 - 32
	3 - 63	67F-12412-00	3 - 21	6P2-13547-00	11 - 18	6P2-14191-00	13 - 16	6P2-15512-00	7 - 26	6CB-24492-00	13 - 36
67F-11325-01	1 - 5	6CB-1242F-00	6 - 22	6P2-13548-10	11 - 19	68V-14216-00	13 - 12	69J-15761-00	30 - 2	6CB-24501-01	1 - 9
	5 - 17		45 - 25	6P2-13556-00	10 - 4	6CB-14216-00	13 - 6	6P2-2134X-00	10 - 14		13 - 3
67F-11328-00	5 - 18	6P2-1243A-00	3 - 29	6P2-13557-00	10 - 5	6CB-14239-00	13 - 17	6E5-21744-00	9 - 7	6P3-24519-00	15 - 10
69J-11351-11	3 - 39	6P2-1243E-00	3 - 30	6P2-13564-00	8 - 3	6P2-14255-00	10 - 12		11 - 16	6P3-24560-03	15 - 6
	45 - 14	6P2-1243F-00	3 - 31	6P2-13573-00	10 - 11	6P2-14349-00	11 - 1	6P2-24135-00	11 - 12	6P3-24562-03	15 - 8
69J-11355-00	30 - 16	6P2-12481-12	9 - 34	6P2-13574-00	10 - 21	68V-14356-00	10 - 24	6P2-24136-00	11 - 13	6P3-24563-01	1 - 13
	45 - 21	6P2-12482-00	9 - 6	68V-13577-00	14 - 7	6P2-14360-00	10 - 6	6P2-24137-00	11 - 15		15 - 7
6AW-11371-10	29 - 7	6P2-12483-00	9 - 8		14 - 13	6P2-14386-00	13 - 37	6P2-2416A-00	11 - 11	6P3-24564-00	1 - 14
676-11372-00	5 - 5	6P2-12484-01	9 - 2	6P2-13577-00	12 - 5	6P2-1441J-00	8 - 22	6P2-24170-00	10 - 19		15 - 11
6P2-11372-00	8 - 25	6P2-12485-00	9 - 16		12 - 10	6CB-14429-01	13 - 19	6P2-2419A-00	10 - 15	6P2-24566-11	15 - 12
6P2-11377-00	8 - 30	6P2-1248A-00	9 - 17	6P2-13578-00	10 - 8	63P-14435-00	8 - 34	6CB-24217-00	13 - 7	6CB-24592-00	13 - 38
6P2-11410-10	4 - 1	6P2-1248E-00	9 - 18	6P2-13588-00	10 - 7	6P2-14440-00	8 - 21	6P2-24300-00	14 - 12	68V-2481H-00	10 - 25
6P2-11416-00	4 - 4	6P2-12491-00	19 - 7	6CB-13593-00	13 - 23	6CB-1447B-00	13 - 29	6AW-24300-10	14 - 11	69J-28100-01	15 - 24
6P2-11416-10	4 - 4	68T-12572-00	23 - 13	6P2-13594-00	8 - 4	6P2-14496-00	10 - 9	6Y2-24307-50	16 - 1	67F-28100-10	15 - 24

NUMERICAL INDEX  
INDICE NUMERICO

PART NO. CODIGO N°	REF. NO.	PART NO. CODIGO N°	REF. NO.	PART NO. CODIGO N°	REF. NO.	PART NO. CODIGO N°	REF. NO.	PART NO. CODIGO N°	REF. NO.	PART NO. CODIGO N°	REF. NO.
67F-2812A-00	19 - 40	69J-42723-01	20 - 19	6H1-43814-00	27 - 17	6T4-43875-01	27 - 67	6E5-44352-01	46 - 30	61A-45214-11	32 - 10
69J-41111-01-9S	6 - 1	6E5-42724-00	29 - 6	69J-43816-00	27 - 62	61A-43875-10	27 - 74	6S1-44361-02	32 - 3		34 - 10
6P2-41112-00	6 - 5	6P2-42725-00	22 - 7	69J-43817-00	28 - 13	61A-43876-00	27 - 26		34 - 3	61A-45215-11	32 - 11
	45 - 6	6H1-42726-21	22 - 13	61A-43818-00	27 - 25	69J-43880-01	28 - 1	6S1-44361-12	32 - 3		34 - 11
69J-41113-02-9S	6 - 3	61A-42727-00	22 - 15	69J-43819-00	27 - 30	69J-43881-01	28 - 11		34 - 3	6G5-45251-02	1 - 16
6P2-41114-00	6 - 7	6P2-42738-00-8D	22 - 2		27 - 35	69J-43882-00	28 - 8	6D0-44362-01	32 - 17		25 - 2
	45 - 8	69J-42741-00-8D	23 - 1	69J-4381J-00	27 - 63	6H1-43883-00	27 - 43		34 - 17	6DX-45300-01-8D	31 - 1
69J-41121-01-9S	6 - 2	6P2-42743-00	22 - 47	69J-43820-01	27 - 70	69J-43886-00	28 - 7	6D0-44365-00	32 - 18	6DY-45300-01-8D	33 - 1
6P2-41122-00	6 - 6	6H4-42748-00	22 - 6	61A-43821-01	27 - 69	69J-43888-00	28 - 17		34 - 18	6DX-45300-11-8D	31 - 1
	45 - 7	68F-42753-00	22 - 54	61A-43822-00	27 - 68	69J-4388E-01	27 - 23	6E5-44365-00	31 - 22	6DY-45300-11-8D	33 - 1
69J-41123-02-9S	6 - 4	6P2-42761-00	3 - 35	69J-43828-00	28 - 16	69J-4388F-00	28 - 14		32 - 1	6DX-45301-00-8D	31 - 2
69J-41131-11-CA	29 - 14	67F-42761-01	3 - 34	6H1-43829-00	28 - 19	69J-4388H-00	28 - 12		33 - 24		33 - 2
69J-41132-20-9S	29 - 16	6P2-42766-10	22 - 49	69J-4382E-00	27 - 11	69J-4388J-00	27 - 20		34 - 1	69J-45318-01	29 - 36
6P2-41134-00	29 - 17	69J-42769-00	29 - 29	69J-43830-01	27 - 33	69J-43891-00	28 - 9		46 - 20	61A-45321-01	31 - 11
	46 - 7	69J-42771-00-8D	23 - 3	69J-43831-00	27 - 65	6CJ-43893-00	27 - 46	663-44366-00	31 - 6		33 - 13
69J-41135-A0	29 - 20	69J-42774-10	23 - 7	69J-43833-01	27 - 21	69J-43894-00	27 - 41		33 - 8	61A-45331-00-9S	31 - 30
	46 - 9	6AH-42794-40	22 - 58	61A-43835-01	27 - 19	69J-43899-01	27 - 31	6D0-44366-00	32 - 19		33 - 32
6S1-41136-00	29 - 22	6AH-42794-50	22 - 59	6CE-43840-00	27 - 2	61A-4389H-01	27 - 8		34 - 19	6DX-45332-00	31 - 59
	46 - 10	69J-42815-00-8D	22 - 29	6CJ-43841-00	27 - 42	69J-4389J-00	27 - 32	6E5-44366-00	29 - 50	6DY-45332-00	33 - 61
69J-41137-10-CA	29 - 1	69J-42816-00-8D	22 - 38	6CJ-43843-00	27 - 53		27 - 36		32 - 2	688-45341-10	31 - 8
69J-41138-00	29 - 19	69J-42817-00-8D	22 - 30	6CJ-43844-00	27 - 50	69J-44117-00	24 - 7		34 - 2		33 - 10
	46 - 8	63P-42818-01	22 - 33	6H1-43844-10	27 - 55	69J-44118-00	24 - 27		46 - 14	6E5-45344-00	31 - 39
6CB-41273-00	24 - 40	68V-42818-01	22 - 41	69J-43845-00	27 - 28	69J-44120-01	24 - 33	6D0-44367-00	32 - 16		33 - 41
69J-42510-00-8D	26 - 5	6P2-42828-00-9S	22 - 27	69A-4384F-00	27 - 39	69J-44120-11	24 - 33		34 - 16	6D0-45361-00-8D	31 - 71
6P2-42610-30	2 - 1	69J-42828-02-9S	22 - 26	69J-4384G-00	27 - 58	6P2-44121-00	24 - 22	6P2-44391-00	22 - 16		33 - 76
6P2-42613-00	2 - 3	68F-42828-11-9S	22 - 36	6H1-4384G-11	27 - 54	69J-44122-00	24 - 23	61A-44511-01	26 - 31	61A-45371-00	1 - 19
6P2-42615-00	22 - 8	69J-43111-02-8D	25 - 1	69J-4384H-00	27 - 10	6P2-44139-00	24 - 39	69J-44514-00	26 - 23		32 - 14
6P2-4261A-00	2 - 2	69J-43112-01-8D	25 - 14	61A-4384H-10	27 - 73	69J-44150-00	31 - 15	6G5-44526-00	25 - 3		34 - 14
60V-42629-00	43 - 10	6E5-43126-10	25 - 43	6CJ-4384M-00	27 - 38	69K-44150-00	33 - 17	69J-44532-00	26 - 26	6D0-45375-01	32 - 9
68F-42647-01	2 - 5	6R3-43131-00	25 - 21	69J-43851-00	27 - 49	69J-44176-01	24 - 10	69J-44533-00	26 - 30		34 - 9
69J-42647-01	2 - 6	61A-43132-00	25 - 12	69J-43853-00	27 - 45	703-44189-00	37 - 32	68F-44533-01	3 - 36	61A-45376-00	31 - 10
68F-42648-01	2 - 14	61A-43133-00	25 - 15	69J-43854-00	27 - 57	703-44189-10	37 - 39	69J-44551-00-8D	26 - 10		33 - 12
60V-42651-01	2 - 10	64D-43144-00	22 - 44	69J-43855-00	27 - 52	61A-44311-01	31 - 18	61A-44552-01-CA	26 - 21	61A-45378-00	29 - 43
60V-42652-00	2 - 15	6G5-43144-00	25 - 33	6H1-43856-10	27 - 56		33 - 20	60X-44555-00	26 - 13	61B-45383-00	33 - 67
68F-42663-00	2 - 13	6E5-43145-01	35 - 8	61A-43861-00	27 - 14	6E5-44312-00	31 - 23	61A-44575-00	26 - 12	69K-45384-00	33 - 68
69J-42663-00	2 - 7	6G5-43148-00	25 - 38		27 - 16		33 - 25	69J-45111-10-8D	29 - 28	6P2-45501-01	31 - 42
6AS-42675-00	2 - 22	61A-43181-01	25 - 35		27 - 66	6E5-44315-A0	31 - 27	69J-45113-20	29 - 30		33 - 44
6AS-42676-00	2 - 23	6G5-43185-02	25 - 36	69J-43861-00	28 - 6		33 - 29		46 - 13	6P2-45501-11	31 - 42
6P2-42677-20	2 - 24	61A-43311-22-8D	25 - 30	6H1-43861-00	27 - 6		46 - 21	69J-45123-00	29 - 27		33 - 44
6P2-42678-20	2 - 21	61A-43376-00	26 - 3	6D8-43863-00	27 - 27		46 - 32		46 - 12	61B-45538-01	33 - 4
63P-42681-20	2 - 25	69J-43800-06-8D	27 - 1	61A-43864-00	27 - 72	6R3-44322-42	31 - 19	69J-45127-00	29 - 26	6P2-45551-02	31 - 43
6P2-42710-00-8D	22 - 1	69J-43801-01	27 - 4	60V-4386A-00	27 - 44		33 - 21		46 - 11		33 - 45
648-42715-00	24 - 28	69J-43804-00	28 - 5	69J-4386K-00	28 - 10		46 - 27	69J-45151-00-8D	23 - 8	6P3-45560-00	33 - 48
69J-42716-00	22 - 9	69J-43805-00	28 - 4	61A-43871-00	27 - 15	6G5-44323-41	31 - 26	69J-45152-10	29 - 34	6P2-45560-01	31 - 46
61A-42717-00	22 - 18	6CE-4380P-00	27 - 12	69J-43871-00	27 - 61		33 - 28	61A-45155-00	29 - 38	61A-45567-00	31 - 5
69J-42717-00	22 - 17	6CE-43810-00	27 - 3	6H1-43872-00	27 - 7		46 - 31	69J-45159-00	29 - 52		33 - 7
6P2-42717-00	22 - 3	61A-43811-00	27 - 9	61A-43874-00	27 - 71	6E5-44352-01	31 - 24	69J-45181-10-9S	29 - 21	61A-45567-10	31 - 5
6P2-42718-00	22 - 4	61A-43813-01	27 - 18	6H1-43875-00	27 - 29		33 - 26	69J-45211-02-8D	29 - 49		33 - 7

NUMERICAL INDEX  
INDICE NUMERICO

PART NO. CODIGO N°	REF. NO.	PART NO. CODIGO N°	REF. NO.	PART NO. CODIGO N°	REF. NO.	PART NO. CODIGO N°	REF. NO.	PART NO. CODIGO N°	REF. NO.	PART NO. CODIGO N°	REF. NO.
61A-45567-20	31 - 5	61A-45587-50	31 - 33	6R1-45978-A0	34 - 25	703-48207-1B	36 - 1	704-48242-10	39 - 42	704-48285-10	39 - 65
	33 - 7		33 - 35	6R4-45978-A0	32 - 25		37 - 1	703-48243-00	37 - 15	701-48287-00	37 - 42
61A-45567-30	31 - 5	61A-45587-60	31 - 33	69J-45987-00	32 - 20	704-48207-P1	36 - 3	703-48244-00	37 - 21	704-48287-00	38 - 20
	33 - 7		33 - 35		34 - 20		39 - 1	EL8-48244-00	38 - 30		39 - 20
61A-45567-40	31 - 5	69J-45611-00	31 - 47	688-45997-01	32 - 21	703-48211-02	37 - 62		39 - 30	703-48293-10	37 - 41
	33 - 7	69K-45611-00	33 - 49		34 - 21	703-48212-00	37 - 59	703-48245-00	37 - 11	701-48320-50	36 - 4
61A-45567-50	31 - 5	69J-45631-00	31 - 51	6BR-45B70-00	32 - 25	703-48213-00	37 - 60	EL8-48245-00	38 - 31	701-48320-60	36 - 4
	33 - 7		33 - 53	6BS-45B70-00	34 - 25	703-48215-00	37 - 43		39 - 31	701-48320-80	36 - 4
61A-45567-60	31 - 5	61A-45632-00	31 - 50	6BR-45B72-00	32 - 25	704-48215-20	38 - 12	701-48246-00	38 - 5	6E5-48344-00	24 - 5
	33 - 7		33 - 52	6BS-45B72-00	34 - 25	704-48215-30	39 - 12		39 - 5		24 - 42
6P2-45571-00	31 - 62	61A-45633-00	31 - 52	6BR-45B74-00	32 - 25	703-48219-00	37 - 30	703-48246-00	37 - 23	703-48345-01	37 - 19
6P3-45571-01	33 - 64		33 - 54	6BS-45B74-00	34 - 25	704-48219-P0	38 - 49	701-48248-00	37 - 13		38 - 19
61A-45577-00	31 - 64	61A-45634-01	31 - 49	6P2-46241-01	7 - 24		39 - 49		38 - 38		39 - 19
69K-45577-00	33 - 69		33 - 51	704-48119-31	38 - 59	703-48221-00	37 - 57		39 - 38	701-48350-00	36 - 4
61A-45577-10	31 - 64	61A-45635-00	31 - 54	704-48119-41	39 - 68	704-48221-P0	38 - 58	EL8-48251-00	38 - 3	701-48350-20	36 - 4
69K-45577-10	33 - 69		33 - 56	EL8-48127-00	38 - 23		39 - 67		39 - 3	703-48358-00	37 - 20
61A-45577-20	31 - 64	61B-45641-01	33 - 50		39 - 23	703-48222-00	37 - 27	703-48252-00	37 - 12		38 - 24
69K-45577-20	33 - 69	61A-45641-02	31 - 48	704-48128-00	39 - 62	704-48222-P0	38 - 32	EL8-48254-00	38 - 27		39 - 24
61A-45577-30	31 - 64	6H1-45668-00	31 - 53	703-48129-00	37 - 38		39 - 32		39 - 27	6P2-48531-00	24 - 1
69K-45577-30	33 - 69		33 - 55	704-48129-00	38 - 2	703-48223-00	37 - 28	EL8-48259-00	38 - 7	63P-48538-00	24 - 3
61A-45577-40	31 - 64	6D0-45970-00	32 - 25		39 - 2	703-48225-00	37 - 29		39 - 7	6E5-61301-01	35 - 10
69K-45577-40	33 - 69	6D1-45970-00	34 - 25	704-48144-10	38 - 50	6X3-48225-20	38 - 43	704-48261-00	38 - 15	6E5-61303-00	35 - 14
61A-45577-50	31 - 64	6K1-45970-01	34 - 25	704-48144-20	39 - 50		39 - 43		39 - 15	6E5-61311-11	35 - 12
69K-45577-50	33 - 69	6G5-45970-02	32 - 25	703-48152-00	37 - 58	703-48226-00	37 - 26	703-48261-01	37 - 2	6E5-61313-00	35 - 11
61A-45577-60	31 - 64	6R1-45970-A1	34 - 25	703-48153-00	37 - 3	703-48227-00	37 - 24	704-48262-00	38 - 8	6E5-61315-00	35 - 13
69K-45577-60	33 - 69	6R4-45970-A1	32 - 25	704-48153-00	38 - 55	704-48229-P1	38 - 35		39 - 8	6E5-61350-02	35 - 1
6P2-45578-00	31 - 63	61A-45972-00	32 - 25		39 - 55		39 - 35	703-48264-00	37 - 6	6E5-61351-01	35 - 2
6K1-45578-01	33 - 66	61B-45972-00	34 - 25	704-48156-00	39 - 63	704-48229-R0	39 - 60	704-48264-00	38 - 9	6E5-61355-00	35 - 5
6K1-45578-10	33 - 66	6D0-45972-00	32 - 25	EL8-48164-00	38 - 41	704-48231-00	38 - 25		39 - 9	6P2-81128-00	17 - 23
6P2-45578-10	31 - 63	6D1-45972-00	34 - 25		39 - 41		39 - 25	703-48265-00	37 - 9	6P2-81332-00	17 - 17
6K1-45578-20	33 - 66	6K1-45972-01	34 - 25	704-48166-00	38 - 56	703-48232-00	37 - 63	704-48265-00	38 - 4	6P2-81336-00	19 - 47
6P2-45578-20	31 - 63	6G5-45972-02	32 - 25		39 - 56	704-48232-P1	38 - 40		39 - 4	6P2-81337-01	17 - 19
6K1-45578-30	33 - 66	6R1-45972-A0	34 - 25	704-48167-01	38 - 61		39 - 40	703-48268-00	37 - 5	6P2-81450-00	17 - 1
6P2-45578-30	31 - 63	6R4-45972-A0	32 - 25	704-48167-11	39 - 69	704-48233-00	38 - 53	703-48271-00	37 - 61	6P2-81460-00	17 - 2
6K1-45578-40	33 - 66	61A-45974-00	32 - 25	704-48176-00	38 - 51		39 - 53	704-48271-00	38 - 22	6P2-81614-00	19 - 2
6P2-45578-40	31 - 63	61B-45974-00	34 - 25	704-48176-10	39 - 51	703-48234-00	37 - 18		39 - 22	6P2-81639-00	19 - 43
6K1-45578-50	33 - 66	6K1-45974-02	34 - 25	704-48178-00	39 - 66	704-48234-00	38 - 48	EL8-48279-00	38 - 47	6BR-81800-01	21 - 1
6K1-45578-60	33 - 66	6G5-45974-03	32 - 25	704-48178-10	38 - 60		39 - 48		39 - 47	69J-81801-00	21 - 5
61A-45587-00	31 - 33	6R1-45974-A0	34 - 25	703-48189-00	37 - 17	703-48235-00	37 - 4	703-48281-00	37 - 31	67F-81807-00	21 - 10
	33 - 35	6R4-45974-A0	32 - 25	EL8-48191-00	38 - 16	704-48235-00	38 - 54	704-48281-00	38 - 13	67F-81808-00	21 - 8
61A-45587-10	31 - 33	6R1-45976-A0	34 - 25		39 - 16		39 - 54	EL8-48281-00	39 - 13	67F-81809-00	21 - 19
	33 - 35	6R4-45976-A0	32 - 25	704-48192-00	38 - 44	703-48236-00	37 - 16		38 - 11	67F-81810-00	21 - 3
61A-45587-20	31 - 33	61A-45978-00	32 - 25		39 - 44	703-48238-00	37 - 22		39 - 11	67F-81813-00	21 - 6
	33 - 35	61B-45978-00	34 - 25	704-48192-P0	38 - 52	704-48238-00	38 - 39	704-48283-00	38 - 17	67F-81820-00	21 - 7
61A-45587-30	31 - 33	6D0-45978-00	32 - 25		39 - 52		39 - 39		39 - 17	67F-81821-00	21 - 13
	33 - 35	6D1-45978-00	34 - 25	703-48198-00	37 - 14	EL8-48241-00	38 - 26	703-48284-10	37 - 53	6K7-81826-11	21 - 24
61A-45587-40	31 - 33	6K1-45978-02	34 - 25	704-48205-P1	36 - 2		39 - 26	704-48284-P0	38 - 57	69J-81828-00	21 - 25
	33 - 35	6G5-45978-03	32 - 25		38 - 1	704-48242-10	38 - 42		39 - 57	67F-81830-00	21 - 17



NUMERICAL INDEX  
INDICE NUMERICO

PART NO. CODIGO N°	REF. NO.	PART NO. CODIGO N°	REF. NO.	PART NO. CODIGO N°	REF. NO.	PART NO. CODIGO N°	REF. NO.	PART NO. CODIGO N°	REF. NO.	PART NO. CODIGO N°	REF. NO.
67F-81832-00	21 - 11	6P2-82170-10	19 - 34	6P2-8257V-00	17 - 4	63P-8366C-00	43 - 3	K0F-A3751-K0	7 - 8	90109-06M86	22 - 45
67F-81836-00	21 - 12	6P2-82310-01	18 - 17		18 - 1		43 - 15	K0F-A3751-L0	7 - 8		22 - 52
6C5-81839-00	21 - 21	6P2-82314-00	18 - 20	64D-82581-00	40 - 9	60V-8366D-00	43 - 5	K0F-A3751-M0	7 - 8		22 - 57
67F-8183R-00	21 - 15	6P2-82316-00	18 - 4		44 - 11	69J-8366G-02	22 - 51	K0F-A3751-N0	7 - 8		24 - 2
60V-8183T-00	21 - 18	6A0-82317-00	18 - 14	6DA-82582-00	20 - 2	69J-83672-11	26 - 1	K0F-A3751-P0	7 - 8	90109-06MA1	17 - 22
6P2-8183X-00	19 - 29		19 - 22	6DA-82582-10	20 - 3	6Y8-84383-00	41 - 3	K0F-A3751-R0	7 - 8	90109-08019	24 - 13
69J-81840-00	21 - 4	663-82317-01	17 - 20	6Y8-82582-11	20 - 4		41 - 7	K0F-A3751-S0	7 - 8	90110-06038	8 - 5
67F-81841-00	21 - 14	6P2-82380-00	10 - 10		41 - 16		42 - 3	K0F-A3751-T0	7 - 8	90110-06150	5 - 42
69J-81842-00	21 - 20	6P2-82389-00	3 - 56	69J-82587-00	20 - 20	6P2-85075-00	18 - 26	K0F-A3753-00	7 - 8		5 - 48
6P2-81845-00	18 - 7	6Y8-82507-00	44 - 10	6E5-82588-00	22 - 19		18 - 30	K0F-A3753-10	7 - 8	90111-06142	23 - 5
67F-81846-00	21 - 26	6R5-82510-03	40 - 4	61A-82588-01	24 - 17	6Y8-85371-01	41 - 9	K0F-A3753-20	7 - 8	90111-06144	23 - 4
67F-81850-00	21 - 2	6Y8-82510-03	44 - 3	6P2-82588-01	3 - 55	6P2-85544-00	19 - 44	K0F-A3753-30	7 - 8		23 - 9
67F-81857-00	21 - 9	703-82510-44	37 - 44	6R5-82588-01	40 - 3	689-85547-00	15 - 1	K0F-A3753-40	7 - 8	90116-10012	29 - 53
6C5-81869-00	21 - 23	6Y8-82521-11	41 - 12	6P2-82589-00	20 - 6	6P2-85580-00	17 - 6	K0F-A3753-50	7 - 8	90116-10027	3 - 12
67F-81891-00	21 - 16		42 - 6	6P2-8258A-00	10 - 23	6P2-85722-00	20 - 10	K0F-A3753-60	7 - 8	90119-06025	3 - 51
6P2-81919-31	19 - 57	6Y8-82521-51	41 - 13	61B-8258A-01	44 - 19	6P2-85780-00	3 - 59	K0F-A3753-70	7 - 8	90119-06027	6 - 13
6P2-81919-40	19 - 56		42 - 7	688-8258A-20	37 - 50	61A-85790-00	18 - 23	6P2-W0001-02	45 - 1	90119-06122	12 - 11
6Y8-81920-01	41 - 8	703-82531-00	37 - 47	6K1-8258A-40	40 - 18	63P-85886-00	8 - 33	6P2-W0001-21	46 - 1	90119-06126	24 - 41
6Y8-81920-11	41 - 10	6K1-82532-00	37 - 46	704-82590-10	39 - 59	6P2-85896-00	18 - 25	6S1-W0078-00	1 - 20	90119-06M10	31 - 14
	42 - 4	703-82532-00	40 - 6	6P2-82590-41	20 - 1	6P2-85897-00	18 - 29		46 - 26		33 - 16
6P2-81923-00	19 - 58		44 - 5	703-82591-00	37 - 54	6DX-8591A-03	18 - 2	6P2-W009A-03-9S	5 - 1	90119-06M17	15 - 13
6P2-81925-01	19 - 13	703-82540-00	37 - 51	703-82592-00	37 - 55	6C5-86120-00	10 - 20	6S1-W009B-10-9S	3 - 1		29 - 45
63P-81941-00	21 - 22	704-82540-20	38 - 10	6P2-82594-00	22 - 56	6CB-86120-00	6 - 21	6P2-W009C-03-9S	5 - 9	90119-06M24	8 - 10
6P2-81948-00	19 - 19	704-82540-30	39 - 10	703-82594-00	37 - 25	6P2-8A410-01	24 - 38	90101-09M70	35 - 18	90119-06M35	8 - 24
69J-81949-02	20 - 23	6P3-82553-00	20 - 17	704-82594-00	38 - 33	63P-8A4L0-10	43 - 13	90101-12M05	25 - 47	90119-06M59	10 - 16
63P-81950-00	19 - 25	6Y8-82553-21	41 - 11		39 - 33	63P-8A4L2-01	43 - 1	90101-14002	26 - 17		18 - 16
68V-81950-00	44 - 9		42 - 5	60V-8259F-00	24 - 15	K0F-A3741-00	7 - 5	90101-14003	26 - 27	90119-06M82	18 - 3
704-81950-10	39 - 58	6P2-82554-00	22 - 23	69J-8259F-00	24 - 16	K0F-A3742-00	7 - 6	90105-05012	3 - 25	90119-06M92	18 - 22
68F-8195A-00	19 - 45	682-82556-00	37 - 49	6P2-8259M-00	19 - 54	K0F-A3743-00	7 - 3		3 - 64	90119-06M95	19 - 24
6P2-81960-02	19 - 1		40 - 8	68F-82846-00	19 - 41	K0F-A3751-00	7 - 8	90105-06035	6 - 23	90119-06MA3	19 - 5
6P2-81972-00-9S	19 - 4		44 - 7	6Y8-83363-00	41 - 2	K0F-A3751-10	7 - 8	90105-06M07	5 - 19	90119-06MA4	3 - 19
60V-81975-A0	19 - 3	6P2-82560-01	3 - 54		41 - 6	K0F-A3751-20	7 - 8	90105-06M09	3 - 14	90119-06MA5	19 - 6
6AH-81994-40	17 - 25	69J-82563-00	20 - 16		42 - 2	K0F-A3751-30	7 - 8		6 - 18	90119-06MA6	8 - 12
6AH-81994-50	17 - 26	703-82563-12	37 - 56	6R5-83383-00	40 - 13	K0F-A3751-40	7 - 8	90105-08049	31 - 68	90119-07001	5 - 7
6AH-81996-00	22 - 60	704-82563-41	38 - 34		44 - 8	K0F-A3751-50	7 - 8		33 - 73	90119-07234	5 - 8
6P2-82105-02	19 - 62	704-82563-51	39 - 34	703-83383-11	37 - 52	K0F-A3751-60	7 - 8	90105-10M00	32 - 15		5 - 15
6P2-82113-00	19 - 42	704-82563-H1	39 - 61	6Y8-83500-01	41 - 5	K0F-A3751-70	7 - 8		34 - 15	90119-07235	5 - 14
6P2-82119-00	19 - 33	704-82563-J1	39 - 64	6Y8-8350T-01	41 - 1	K0F-A3751-80	7 - 8	90109-06M80	3 - 23	90119-08009	3 - 11
69J-82147-00	25 - 32	6Y8-82570-03	44 - 1		42 - 1	K0F-A3751-90	7 - 8		3 - 62	90119-08021	5 - 26
6E5-82148-00	25 - 9	6R5-82570-06	40 - 1	6Y8-83553-01	41 - 14	K0F-A3751-A0	7 - 8	90109-06M81	22 - 20		5 - 31
6H1-82148-00	25 - 6	6Y8-82571-01	44 - 2	6E5-83558-00	29 - 40	K0F-A3751-B0	7 - 8		43 - 6	90119-08102	29 - 2
6E5-82149-00	26 - 16	704-82571-02	40 - 2	6Y8-8356N-01	41 - 4	K0F-A3751-C0	7 - 8	90109-06M82	22 - 5	90119-08M14	31 - 29
67F-82151-00	19 - 36	6K1-82575-00	44 - 6	6P2-83597-00	3 - 58	K0F-A3751-D0	7 - 8		22 - 28		33 - 31
6G1-82151-00	41 - 15	688-82575-01	37 - 48	69J-83614-10	20 - 21	K0F-A3751-E0	7 - 8		22 - 37		46 - 34
6P2-82151-00	19 - 35		40 - 7	6AW-83651-00	3 - 57	K0F-A3751-F0	7 - 8		22 - 48	90119-08M22	22 - 10
67F-82151-10	19 - 37	703-82577-00	37 - 45	6P2-83652-00	6 - 24	K0F-A3751-G0	7 - 8	90109-06M86	20 - 22	90119-08M66	3 - 7
67F-82151-40	19 - 38	676-82577-01	40 - 5	6AW-8366B-01	43 - 2	K0F-A3751-H0	7 - 8		22 - 22	90119-08M91	5 - 25
67F-82151-50	19 - 39		44 - 4		43 - 14	K0F-A3751-J0	7 - 8		22 - 24		5 - 30

NUMERICAL INDEX  
INDICE NUMERICO

PART NO. CODIGO N°	REF. NO.	PART NO. CODIGO N°	REF. NO.	PART NO. CODIGO N°	REF. NO.	PART NO. CODIGO N°	REF. NO.	PART NO. CODIGO N°	REF. NO.	PART NO. CODIGO N°	REF. NO.
90119-10007	29 - 31	90201-13M01	25 - 48	90387-06289	15 - 15	90464-09010	24 - 21	90465-11M59	3 - 33	92903-05100	40 - 11
90119-10008	32 - 8	90201-15M58	26 - 18	90387-06M26	20 - 7	90464-09013	9 - 26	90465-13M18	8 - 20		40 - 16
	34 - 8	90201-16015	26 - 24	90387-08M37	22 - 12	90464-09M47	19 - 55		19 - 16		44 - 13
90119-10009	29 - 56	90201-16016	26 - 15	90387-10M05	25 - 40		22 - 25		19 - 20	92903-05600	40 - 17
90119-10024	25 - 29	90201-16M00	31 - 44	90387-10M61	35 - 3	90464-10M57	20 - 18		20 - 15	92903-06600	19 - 28
	26 - 22		33 - 46	90430-05002	3 - 26	90464-11121	18 - 10	90465-14M66	18 - 12	92903-08100	19 - 61
	26 - 32	90201-24014	17 - 15		3 - 65	90464-12009	14 - 16		19 - 21	92903-08600	21 - 28
90119-10050	7 - 21	90201-26M59	25 - 23		45 - 13		15 - 20		20 - 5	92907-04600	5 - 37
90119-10M07	7 - 28	90201-40M00	26 - 6	90430-06M03	5 - 20	90464-12010	14 - 14		20 - 8	92990-05100	17 - 8
90119-10MA2	32 - 8	90201-42014	31 - 36	90430-08020	1 - 18		15 - 21	90467-08M18	6 - 28		44 - 17
	34 - 8		33 - 38		31 - 9	90464-12012	14 - 1		9 - 30	92990-05300	38 - 36
90149-05M05	40 - 14	90202-08M20	24 - 24		33 - 11	90464-13249	18 - 11		9 - 36		39 - 36
	44 - 15	90202-28M46	26 - 25		46 - 15	90464-14010	20 - 14	90467-09M03	9 - 5	92990-05600	17 - 9
90151-06M02	6 - 11	90202-32M19	26 - 14	90430-14115	6 - 20	90464-18004	11 - 21	90467-09M09	9 - 37		44 - 18
90152-05003	32 - 12	90202-40M47	26 - 9		43 - 4		11 - 22	90468-18008	24 - 6	92990-06100	2 - 8
	34 - 12	90206-14N50	28 - 2		43 - 16		19 - 12		24 - 25	92990-06300	38 - 46
90155-10004	5 - 24	90206-15M18	22 - 32		45 - 10		22 - 53		24 - 43		39 - 46
	5 - 29		22 - 40	90430-14M09	1 - 17		23 - 20	90480-06M19	16 - 4	92990-08600	37 - 34
90170-09M05	35 - 19	90249-06M19	25 - 39		30 - 7	90464-18005	14 - 15	90480-10M23	10 - 17	92990-10600	18 - 24
90170-14M06	35 - 15	90269-05005	22 - 50		46 - 3	90464-19M45	18 - 5	90480-12314	17 - 21	92990-18200	32 - 22
90170-16M19	31 - 45	90280-04M05	31 - 25	90430-18130	6 - 15		20 - 9	90480-14018	15 - 14		34 - 22
	33 - 47		33 - 27		45 - 9	90464-20011	8 - 31	90480-14M17	23 - 6	92995-06100	8 - 28
90171-18M04	32 - 23		46 - 35	90445-07010	29 - 42	90464-20258	22 - 55	90480-14M81	22 - 11		17 - 12
	34 - 23	90280-05015	17 - 14	90445-07012	29 - 42	90464-21002	9 - 35	90501-10M77	31 - 57		19 - 31
90173-06001	23 - 2	90340-08002	31 - 7	90445-07017	43 - 8	90464-23199	18 - 6		33 - 59		19 - 52
90179-06M28	2 - 4		33 - 9	90445-09040	9 - 1	90464-60067	9 - 10	90501-11M10	31 - 17	92995-06600	2 - 12
90179-08003	21 - 29	90340-14M06	6 - 19	90445-09041	9 - 12		9 - 33		33 - 19		3 - 28
90179-24002	17 - 16		30 - 6	90445-09097	9 - 14	90464-99004	8 - 23	90501-12082	24 - 30		3 - 38
90183-02M03	31 - 56	90340-18M09	6 - 14	90445-09220	9 - 15	90465-06M86	24 - 20	90501-450A2	31 - 38		3 - 45
	33 - 58	90344-51019	5 - 4	90445-09224	9 - 13	90465-08M83	25 - 18		33 - 40		5 - 33
90185-05002	32 - 13		5 - 12	90445-09304	9 - 32		25 - 26	90506-16003	25 - 42		5 - 40
	34 - 13	90386-06M12	24 - 26	90445-11028	23 - 17	90465-11M10	3 - 60	90506-18M40	22 - 46		5 - 46
90185-09M01	35 - 6	90386-10M16	25 - 37	90445-11182	2 - 20		8 - 32	90508-20020	24 - 14		6 - 26
	35 - 20	90386-12069	24 - 12	90445-11699	2 - 19		9 - 4	90560-12M01	35 - 4		8 - 29
90185-14M00	26 - 19	90386-15M73	22 - 31	90445-11M27	2 - 18		9 - 11	91318-05025	27 - 59		15 - 17
	26 - 28		22 - 39	90445-11M47	23 - 11		9 - 27	91318-05040	27 - 64		17 - 13
90185-22M11	25 - 24	90386-18M14	25 - 45	90445-13511	15 - 3		9 - 28	91490-20015	24 - 37		18 - 9
90201-02M00	31 - 55		27 - 24	90445-13M01	16 - 2		9 - 29	91490-40030	32 - 24		18 - 19
	33 - 57	90386-18M63	25 - 44	90446-10M01	9 - 9		9 - 31		34 - 24		18 - 28
90201-06068	22 - 35	90386-25M31	25 - 22	90447-07013	43 - 9		15 - 5	91690-30010	24 - 4		18 - 33
	22 - 43	90386-39M89	26 - 7	90447-13009	23 - 12		15 - 19		24 - 32		19 - 9
90201-08023	31 - 69	90386-90M90	24 - 35	90462-08026	19 - 48		15 - 22	91690-30020	25 - 41		19 - 32
	33 - 74	90387-06037	29 - 11	90462-08032	17 - 3		22 - 14	91690-40010	6 - 12		19 - 50
90201-09M02	24 - 36	90387-06044	18 - 21		18 - 31		23 - 18	91809-08006	5 - 6		19 - 53
90201-10M01	7 - 29	90387-06119	18 - 15	90462-20001	22 - 21		24 - 19		5 - 13		20 - 12
90201-10M20	35 - 7		19 - 23	90464-06001	17 - 5		25 - 25	91814-18002	3 - 4		24 - 9
90201-10M76	35 - 17	90387-06263	30 - 9		20 - 13		29 - 41	92780-06020	38 - 28		25 - 5
90201-12426	25 - 49	90387-06289	10 - 18	90464-08004	18 - 13		43 - 7		39 - 28		25 - 8

NUMERICAL INDEX  
INDICE NUMERICO

PART NO. CODIGO N°	REF. NO.	PART NO. CODIGO N°	REF. NO.	PART NO. CODIGO N°	REF. NO.	PART NO. CODIGO N°	REF. NO.	PART NO. CODIGO N°	REF. NO.	PART NO. CODIGO N°	REF. NO.
92995-06600	25 - 11	93210-25647	3 - 43	93501-04011	31 - 58	95780-10300	26 - 4	97380-06018	38 - 18	99530-10114	8 - 2
	25 - 20		45 - 17		33 - 60	95812-06025	30 - 11		39 - 18	99530-14016	5 - 23
	25 - 28	93210-28543	29 - 9	93501-04M02	24 - 29	95895-06010	29 - 39	97380-08030	37 - 33		5 - 28
	29 - 13		46 - 6	93501-08001	27 - 47	95895-06016	30 - 22	97575-06516	8 - 7		7 - 27
	43 - 12	93210-347A1	29 - 8	93503-16003	27 - 37	97003-05012	44 - 12		8 - 9	99590-10114	31 - 60
92995-08600	19 - 15		46 - 5	93505-32038	27 - 13	97013-06025	19 - 27	97575-06535	24 - 31		33 - 62
	19 - 18	93210-35321	26 - 8		27 - 34	97013-08045	21 - 27	97575-06540	30 - 17		
	31 - 41	93210-37160	31 - 21	93604-35236	27 - 60	97095-06010	25 - 7	97575-08535	29 - 24		
	31 - 73		33 - 23	93605-10108	7 - 10		25 - 34		30 - 4		
	33 - 43		46 - 19		7 - 12	97095-06012	18 - 32	97575-08540	5 - 21		
	33 - 78		46 - 29		7 - 14		19 - 8		8 - 1		
92995-10100	32 - 6	93210-55M14	31 - 37		7 - 16		29 - 35		8 - 11		
	34 - 6		33 - 39	93606-12019	3 - 3	97095-06014	15 - 16	97575-08560	30 - 3		
92995-10600	29 - 54		46 - 23		3 - 10		25 - 27	97575-08590	29 - 18		
	32 - 7	93210-64488	31 - 12		29 - 44	97095-06016	2 - 11	97575-10535	29 - 4		
	34 - 7		33 - 14		31 - 28		18 - 8	97575-10545	29 - 3		
92995-14600	26 - 20		46 - 16		33 - 30		19 - 30	97595-06610	19 - 26		
	26 - 29	93210-66001	28 - 15		46 - 33		19 - 49	97780-50620	19 - 46		
93101-28M16	31 - 31	93210-86M38	31 - 20	93606-19M23	29 - 25		19 - 51	97780-60520	23 - 19		
	33 - 33		33 - 22	93608-12M05	29 - 51		43 - 11	97880-05012	17 - 7		
	46 - 22		46 - 18		32 - 4	97095-06020	3 - 44	97885-06010	25 - 13		
93101-30002	31 - 66		46 - 28		34 - 4		8 - 27		25 - 16		
	33 - 71	93211-04384	31 - 67	93608-16M16	29 - 5		18 - 18	97885-06012	25 - 10		
	46 - 24		33 - 72		29 - 15		18 - 27		25 - 19		
93102-38008	7 - 23		46 - 25		29 - 32		22 - 34	97890-05016	38 - 62		
	45 - 20	93306-210U0	31 - 61		30 - 5		22 - 42		39 - 70		
93102-63004	4 - 3	93311-83280	31 - 3	93700-06M01	24 - 11		29 - 12	97890-05025	38 - 14		
	45 - 19		33 - 3	93700-06M03	25 - 17	97095-06025	3 - 27		39 - 14		
93106-09014	31 - 13	93315-43064	31 - 65		25 - 31		3 - 37	97890-06018	38 - 45		
	33 - 15		33 - 70	93700-09M00	31 - 70		25 - 4		39 - 45		
	46 - 17	93315-660W3	33 - 5		33 - 75	97095-06030	5 - 32	97980-06216	29 - 47		
93106-19N50	27 - 5	93317-330U2	31 - 32	94702-00400	1 - 6		5 - 39	97985-04116	24 - 18		
93210-064A5	27 - 51		33 - 34		5 - 49		5 - 45	97985-06210	17 - 18		
93210-08391	27 - 48	93332-00048	33 - 63	95303-05600	40 - 15		6 - 25	97985-06216	26 - 2		
93210-09165	24 - 34	93332-000W1	31 - 4	95303-05700	40 - 12	97095-06035	17 - 11	98507-04008	5 - 36		
	28 - 18	93341-34019	31 - 35		44 - 14		20 - 11		13 - 35		
93210-16275	35 - 9		33 - 37	95333-08600	19 - 60		24 - 8	98580-04006	37 - 36		
93210-17239	27 - 22	93341-440U5	33 - 65	95380-05600	37 - 7	97095-08016	19 - 17	98580-04010	37 - 35		
93210-19MJ1	3 - 41	93341-670V0	33 - 6		38 - 21		19 - 59	98580-05010	37 - 37		
	45 - 16	93341-93020	31 - 34		39 - 21	97095-08020	19 - 14	98780-04015	19 - 11		
93210-19MJ3	8 - 26		33 - 36		44 - 16		31 - 72	98780-04016	3 - 17		
	30 - 21	93399-999T6	28 - 3	95380-06600	2 - 9		33 - 77		6 - 10		
	45 - 23	93410-18M05	25 - 46		37 - 40	97095-08025	31 - 40	98780-05018	38 - 29		
93210-24M79	3 - 53	93410-37M04	26 - 11		38 - 37		33 - 42		39 - 29		
	45 - 24	93420-36M01	29 - 37		39 - 37	97095-10045	32 - 5	99001-08600	31 - 16		
93210-25552	3 - 40	93430-06024	37 - 10	95380-10600	29 - 55		34 - 5		33 - 18		
	30 - 18		38 - 6	95380-12600	25 - 50	97303-05012	40 - 10	99002-03600	27 - 40		
	45 - 15		39 - 6	95380-14700	35 - 16	97380-05025	37 - 8	99530-08012	17 - 10		