



# **PARTS CATALOGUE**

**F50-2011** (6C17)

**F60-2011** (6C57)

**F50F'11** (6C17)

**F60C'11** (6C57)

F50/F60  
F50F/F60C  
PARTS CATALOGUE  
©2010 by Yamaha Motor Co., Ltd.  
1st edition, May 2010  
All rights reserved.  
Any reprinting or unauthorized use  
without the written permission of  
Yamaha Motor Co., Ltd.  
is expressly prohibited.  
Printed in Japan.

# FOREWORD

This Parts Catalogue is related to the parts for the model(s) on the cover page. When you are ordering replacement parts, please refer to this Parts Catalogue and quote both part numbers and part names correctly.

1. Modifications or additions which have been made after the issue of the Parts Catalogue will be announced in the Parts News.  
It is advisable that you make the necessary corrections to the Parts Catalogue according to the Parts News.

2. Abbreviations

The following abbreviations are used in this Parts Catalogue.

“UR” Use specified parts number.

“UN” Use as many as needed.

“AP” Alternate Parts

“LM” Locally Made (Parts need to be ordered locally)

“F#” Frame No. (Applicable machine No.)

“O/S” Over Size

3. The number of components for assembly

- Parts, which are to be supplied in an assembly, are listed with a dot (.) in front of the part name as shown below.
- The numeral appearing to the right of each component part indicates the quantity of parts for each assembly unit.

| PART NO.     | DESCRIPTION              | Q'TY | REMARKS |
|--------------|--------------------------|------|---------|
| 2F5-83310-60 | FRONT FLASHER LIGHT ASSY | 2    |         |
| 115-83311-60 | .BULB (6V-18W)           | 1    |         |

4. Applicable colours of graphics are represented in the “REMARKS” as shown below.

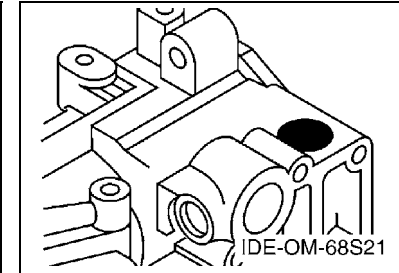
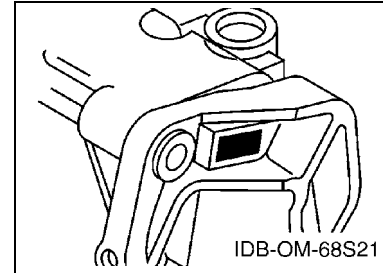
| PART NO.        | DESCRIPTION         | Q'TY | REMARKS |
|-----------------|---------------------|------|---------|
| 2N4-24110-00-X5 | FUEL TANK COMP.     | 2    | MXR     |
| 3J1-24240-10    | .GRAPHIC, FUEL TANK | 1    | FOR MXR |

5. Note that the illustrations for reference in finding parts numbers are not to be used for assembling. When assembling, please use the applicable service manual.

6. The asterisk (\*) before a reference number indicates modified items after the first edition.

7. Applicable Serial No.

Engine Serial No.



8. Applicable Engine Starting Serial No.

| Model | Serial No.  | Model | Serial No.  |
|-------|-------------|-------|-------------|
| F50   | 6C1-1035323 | F50F  | 6C1-1035323 |
| F60   | 6C5-1043043 | F60C  | 6C5-1043043 |
|       |             |       |             |
|       |             |       |             |

9. Applicable Colour Code

| Abbreviation | Colour Name        | Colour Code |
|--------------|--------------------|-------------|
| DBN1         | DARK BLUISH GRAY 1 | 008D        |

10. Quantity Column Information

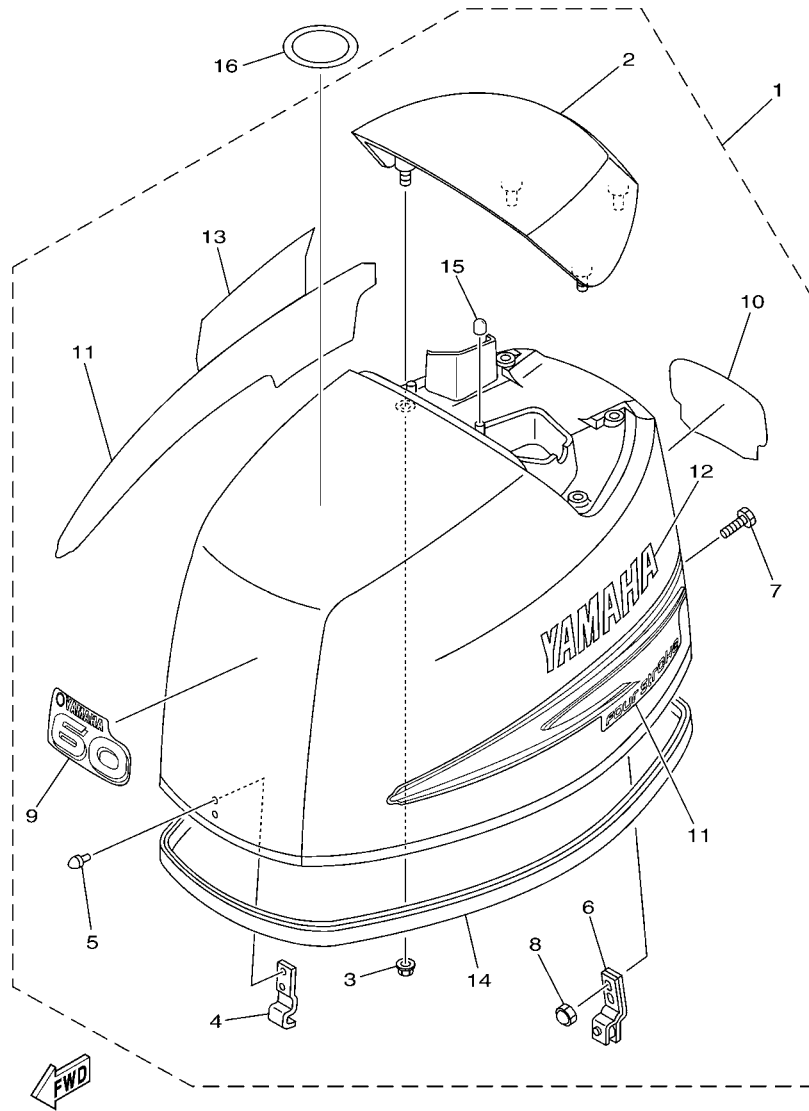
| Column No. | Name Of Q'ty Column | Applicable Model          |
|------------|---------------------|---------------------------|
| 1          | EHT                 | F50H/F60H,F50FEHT/F60CEHT |
| 2          | ET                  | F50/F60,F50FET/F60CET     |
|            |                     |                           |
|            |                     |                           |

# CONTENTS

|                                |    |
|--------------------------------|----|
| TOP COWLING .....              | 1  |
| CYLINDER & CRANKCASE 1 .....   | 2  |
| CRANKSHAFT & PISTON .....      | 4  |
| CYLINDER & CRANKCASE 2 .....   | 5  |
| VALVE .....                    | 7  |
| INTAKE 1 .....                 | 8  |
| INTAKE 2 .....                 | 9  |
| FUEL INJECTION PUMP 1 .....    | 10 |
| FUEL INJECTION PUMP 2 .....    | 12 |
| OIL PUMP .....                 | 14 |
| FUEL 1 .....                   | 15 |
| FUEL 2 .....                   | 17 |
| GENERATOR .....                | 18 |
| ELECTRICAL 1 .....             | 19 |
| ELECTRICAL 2 .....             | 20 |
| ELECTRICAL 3 .....             | 22 |
| ELECTRICAL 4 .....             | 24 |
| STARTING MOTOR .....           | 25 |
| BOTTOM COWLING 1 .....         | 26 |
| BOTTOM COWLING 2 .....         | 28 |
| STEERING 1 .....               | 29 |
| STEERING 2 .....               | 32 |
| STEERING FRICTION .....        | 33 |
| CONTROL .....                  | 34 |
| BRACKET 1 .....                | 36 |
| BRACKET 2 .....                | 38 |
| POWER TRIM & TILT ASSY 1 ..... | 40 |
| POWER TRIM & TILT ASSY 2 ..... | 43 |
| UPPER CASING .....             | 44 |
| OIL PAN .....                  | 45 |
| LOWER CASING & DRIVE 1 .....   | 46 |
| LOWER CASING & DRIVE 2 .....   | 49 |
| FUEL TANK .....                | 51 |
| STEERING GUIDE .....           | 52 |
| REMOTE CONTROL BOX .....       | 53 |
| REMOTE CONTROL ASSY .....      | 54 |
| METER .....                    | 57 |
| OPTIONAL PARTS .....           | 58 |
| REPAIR KIT 1 .....             | 59 |
| REPAIR KIT 2 .....             | 60 |

## INDEX

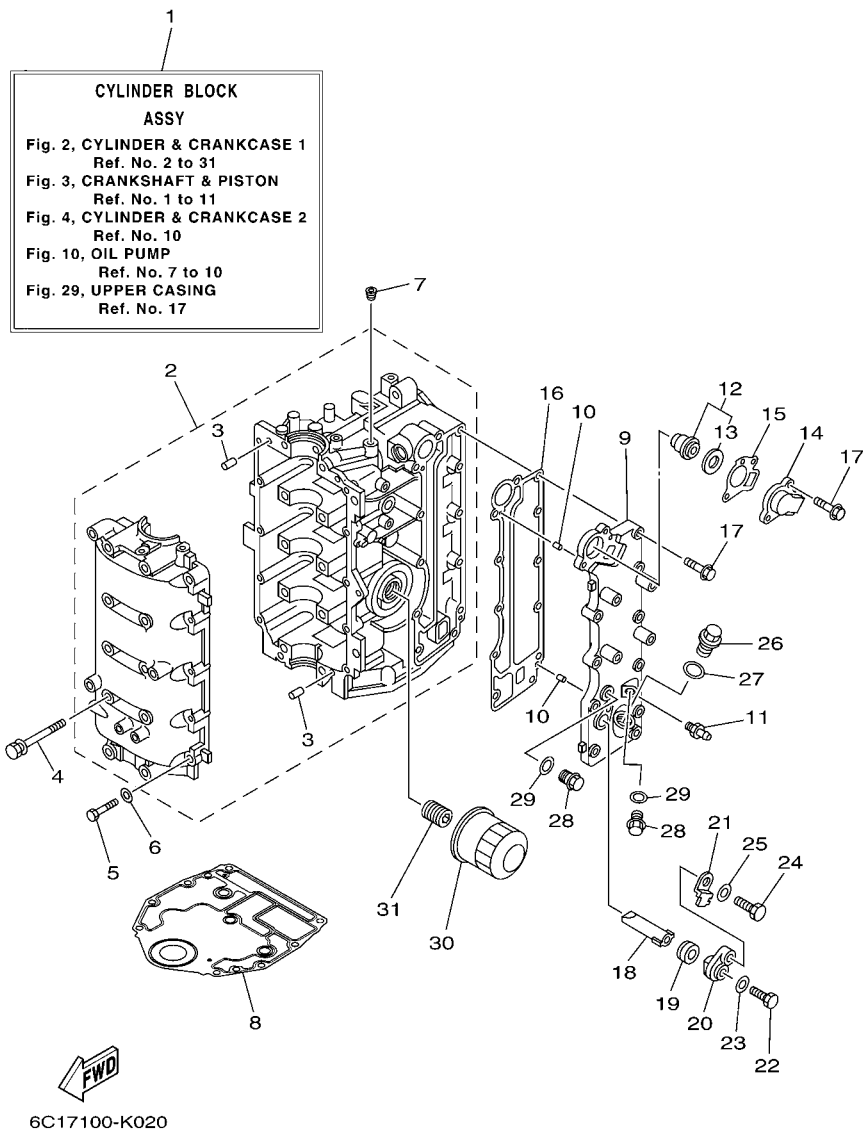
|                       |    |
|-----------------------|----|
| NUMERICAL INDEX ..... | 62 |
|-----------------------|----|



6C11010-D010

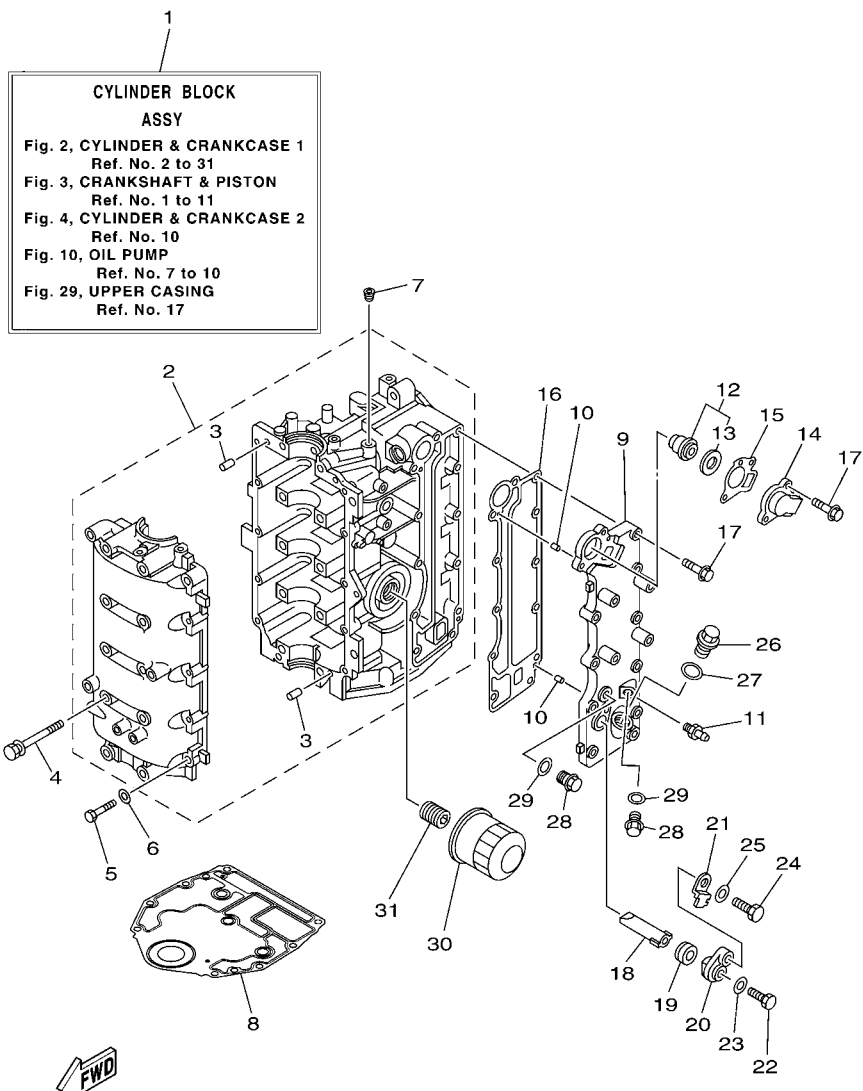
FIG. 1 TOP COWLING

| REF. NO. | PART NO.        | DESCRIPTION        | EHT | ET |  |  | REMARKS         |
|----------|-----------------|--------------------|-----|----|--|--|-----------------|
| 1        | 6C1-42610-00    | TOP COWLING ASSY   | 1   | 1  |  |  | F50,F50F        |
|          | 6C5-42610-00    | TOP COWLING ASSY   | 1   | 1  |  |  | F60,F60C        |
|          | 6C5-42610-A0    | TOP COWLING ASSY   |     | 1  |  |  | F60J(JET-DRIVE) |
| 2        | 67C-42613-00-8D | .MOLDING, AIR DUCT | 1   | 1  |  |  |                 |
| 3        | 90179-06029     | .NUT               | 4   | 4  |  |  |                 |
| 4        | 6C5-42651-00    | .HOOK              | 1   | 1  |  |  |                 |
| 5        | 90266-06M02     | .RIVET             | 2   | 2  |  |  |                 |
| 6        | 67C-42652-02    | .HOOK              | 1   | 1  |  |  |                 |
| 7        | 90109-06047     | .BOLT              | 2   | 2  |  |  |                 |
| 8        | 90185-06M05     | .NUT, SELF-LOCKING | 2   | 2  |  |  |                 |
| 9        | 62Y-42677-30    | .GRAPHIC, FRONT    | 1   | 1  |  |  | F50,F50F        |
|          | 69W-42677-00    | .GRAPHIC, FRONT    | 1   | 1  |  |  | F60,F60C        |
|          | 69W-42677-A0    | .GRAPHIC, FRONT    |     | 1  |  |  | F60J(JET-DRIVE) |
| 10       | 6C1-42678-00    | .GRAPHIC, REAR     | 1   | 1  |  |  | F50,F50F        |
|          | 6C5-42678-00    | .GRAPHIC, REAR     | 1   | 1  |  |  | F60,F60C        |
|          | 6C5-42678-A0    | .GRAPHIC, REAR     |     | 1  |  |  | F60J(JET-DRIVE) |
| 11       | 69W-W0070-00    | .GRAPHIC SET       | 1   | 1  |  |  |                 |
| 12       | 69W-42681-00    | .MARK, COWLING     | 1   | 1  |  |  |                 |
| 13       | 69W-42682-00    | .MARK, COWLING     | 1   | 1  |  |  |                 |
| 14       | 6C5-42615-00    | .SEAL              | 1   | 1  |  |  |                 |
| 15       | 69W-13448-00    | .CAP               | 2   | 2  |  |  |                 |
| 16       | 67F-13434-20    | LABEL, CAUTION     | 1   | 1  |  |  |                 |



**FIG. 2 CYLINDER & CRANKCASE 1**

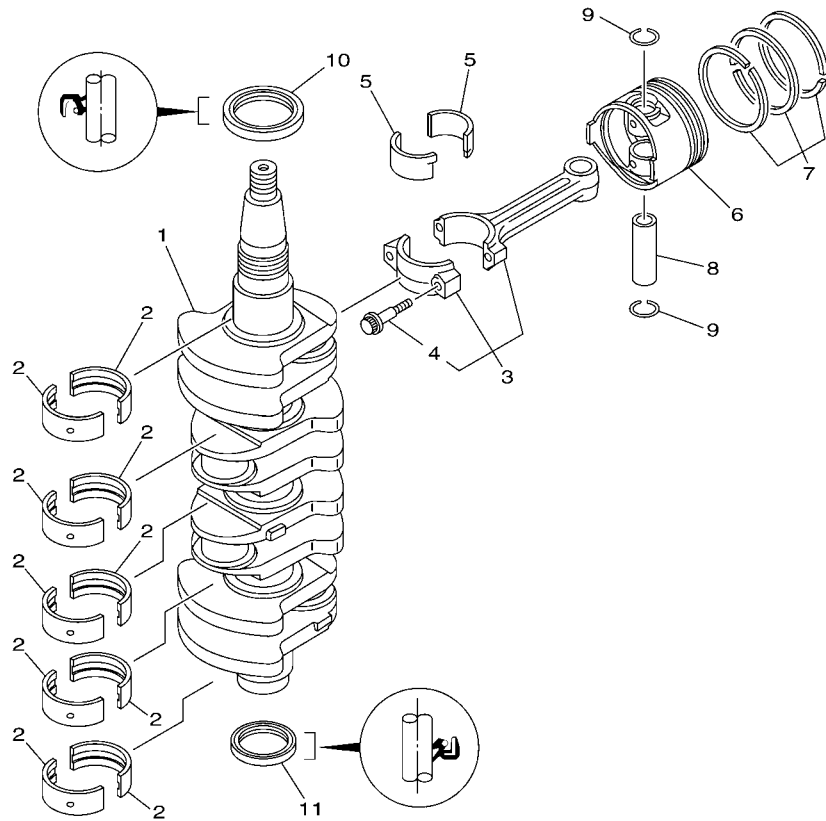
| REF. NO. | PART NO.        | DESCRIPTION                 | EHT | ET | REMARKS |
|----------|-----------------|-----------------------------|-----|----|---------|
| 1        | 6C5-W009B-04-9S | CYLINDER BLOCK ASSY         | 1   | 1  |         |
| 2        | 6C5-15100-11    | CRANKCASE ASSY              | 1   | 1  |         |
| 3        | 93606-12019     | .PIN, DOWEL                 | 4   | 4  |         |
| 4        | 90119-08154     | BOLT, WITH WASHER           | 10  | 10 |         |
| 5        | 97013-06035     | BOLT                        | 10  | 10 |         |
| 6        | 92903-06600     | WASHER, PLATE               | 10  | 10 |         |
| 7        | 90344-51003     | PLUG, TAPER SCREW           | 1   | 1  |         |
| 8        | 6BG-11351-00    | GASKET, CYLINDER            | 1   | 1  |         |
| 9        | 6C5-41113-11-9S | OUTER COVER, EXHAUST        | 1   | 1  |         |
| 10       | 93604-10M03     | PIN, DOWEL                  | 2   | 2  |         |
| 11       | 62Y-12481-10    | PIPE 1                      | 1   | 1  |         |
| 12       | 6G8-12411-03    | THERMOSTAT                  | 1   | 1  |         |
| 13       | 688-12412-00    | .SEAL, THERMOSTAT           | 1   | 1  |         |
| 14       | 6C5-12413-00-9S | COVER, THERMOSTAT           | 1   | 1  |         |
| 15       | 62Y-12414-00    | GASKET, COVER               | 1   | 1  |         |
| 16       | 6C5-41114-10    | GASKET, EXHAUST OUTER COVER | 1   | 1  |         |
| 17       | 90119-06MA5     | BOLT, WITH WASHER           | 12  | 12 |         |
| 18       | 62Y-11325-00    | ANODE                       | 1   | 1  |         |
| 19       | 66M-11328-00    | GROMMET, ANODE              | 1   | 1  |         |
| 20       | 66M-11327-00-94 | COVER, ANODE                | 1   | 1  |         |
| 21       | 66M-12535-00    | PLATE                       | 1   | 1  |         |
| 22       | 97095-05012     | BOLT                        | 1   | 1  |         |
| 23       | 92995-05600     | WASHER                      | 1   | 1  |         |
| 24       | 97095-06020     | BOLT                        | 1   | 1  |         |
| 25       | 92995-06600     | WASHER                      | 1   | 1  |         |
| 26       | 90340-18M09     | PLUG, STRAIGHT SCREW        | 1   | 1  |         |
| 27       | 90430-18130     | GASKET                      | 1   | 1  |         |



6C17100-K020

**FIG. 2 CYLINDER & CRANKCASE 1**

| REF. NO. | PART NO.     | DESCRIPTION               | EHT | ET | REMARKS |
|----------|--------------|---------------------------|-----|----|---------|
| 28       | 90340-14M06  | PLUG, STRAIGHT SCREW      | 2   | 2  |         |
| 29       | 90430-14115  | GASKET                    | 2   | 2  |         |
| 30       | 5GH-13440-20 | ELEMENT ASSY, OIL CLEANER | 1   | 1  |         |
| 31       | 6C5-12858-00 | BOLT, UNION               | 1   | 1  |         |
| -----    |              |                           |     |    |         |
| -----    |              |                           |     |    |         |
| -----    |              |                           |     |    |         |
| -----    |              |                           |     |    |         |
| -----    |              |                           |     |    |         |
| -----    |              |                           |     |    |         |
| -----    |              |                           |     |    |         |

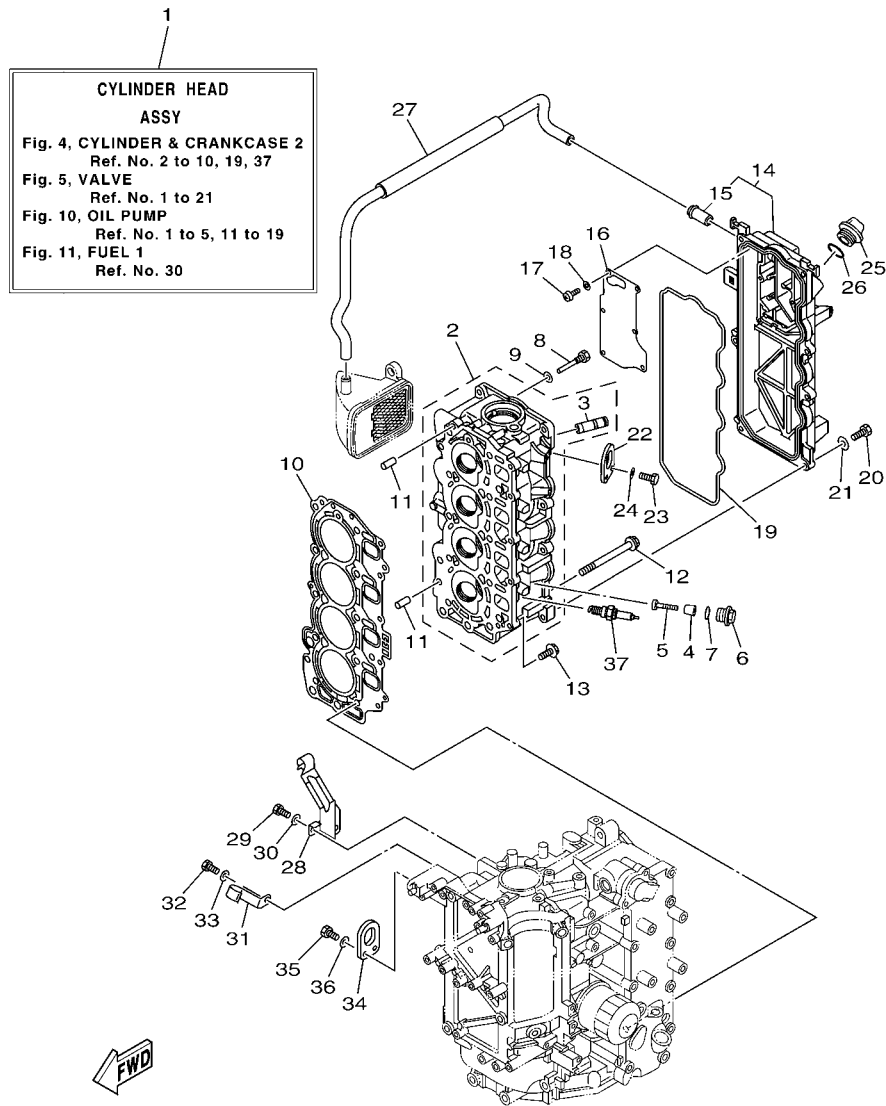


**FWD**  
6C17110-K030

**FIG. 3 CRANKSHAFT & PISTON**

| REF. NO. | PART NO.        | DESCRIPTION                   | EHT | ET |  | REMARKS   |
|----------|-----------------|-------------------------------|-----|----|--|-----------|
| 1        | 6C5-11411-01    | CRANKSHAFT                    | 1   | 1  |  |           |
| 2        | 6BG-11416-00    | PLANE BEARING, CRANKSHAFT 1   | 10  | 10 |  | UR YELLOW |
|          | 6BG-11416-10    | PLANE BEARING, CRANKSHAFT 1   | 10  | 10 |  | UR RED    |
|          | 6BG-11416-20    | PLANE BEARING, CRANKSHAFT 1   | 10  | 10 |  | UR PINK   |
|          | 6BG-11416-30    | PLANE BEARING, CRANKSHAFT 1   | 10  | 10 |  | UR GREEN  |
| 3        | 6C5-11650-00    | CONNECTING ROD ASSY           | 4   | 4  |  |           |
| 4        | 6C5-11654-00    | .BOLT, CONNECTING ROD         | 2   | 2  |  |           |
| 5        | 6CJ-11656-00    | PLANE BEARING, CONNECTING ROD | 8   | 8  |  | UR YELLOW |
|          | 6CJ-11656-10    | PLANE BEARING, CONNECTING ROD | 8   | 8  |  | UR RED    |
|          | 6CJ-11656-20    | PLANE BEARING, CONNECTING ROD | 8   | 8  |  | UR PINK   |
|          | 6CJ-11656-30    | PLANE BEARING, CONNECTING ROD | 8   | 8  |  | UR GREEN  |
| 6        | 69W-11631-01-97 | PISTON (STD)                  | 4   | 4  |  |           |
|          | 69W-11635-01    | PISTON (0.25MM O/S)           | 4   | 4  |  | AP        |
|          | 69W-11636-01    | PISTON (0.50MM O/S)           | 4   | 4  |  | AP        |
| 7        | 67C-11603-00    | PISTON RING SET (STD)         | 4   | 4  |  |           |
|          | 67C-11604-00    | PISTON RING SET (0.25MM O/S)  | 4   | 4  |  | AP        |
|          | 67C-11605-00    | PISTON RING SET (0.50MM O/S)  | 4   | 4  |  | AP        |
| 8        | 62Y-11633-00    | PIN, PISTON                   | 4   | 4  |  |           |
| 9        | 93450-17129     | CIRCLIP                       | 8   | 8  |  |           |
| 10       | 93102-43M42     | OIL SEAL                      | 1   | 1  |  |           |
| 11       | 93101-35002     | OIL SEAL                      | 1   | 1  |  |           |

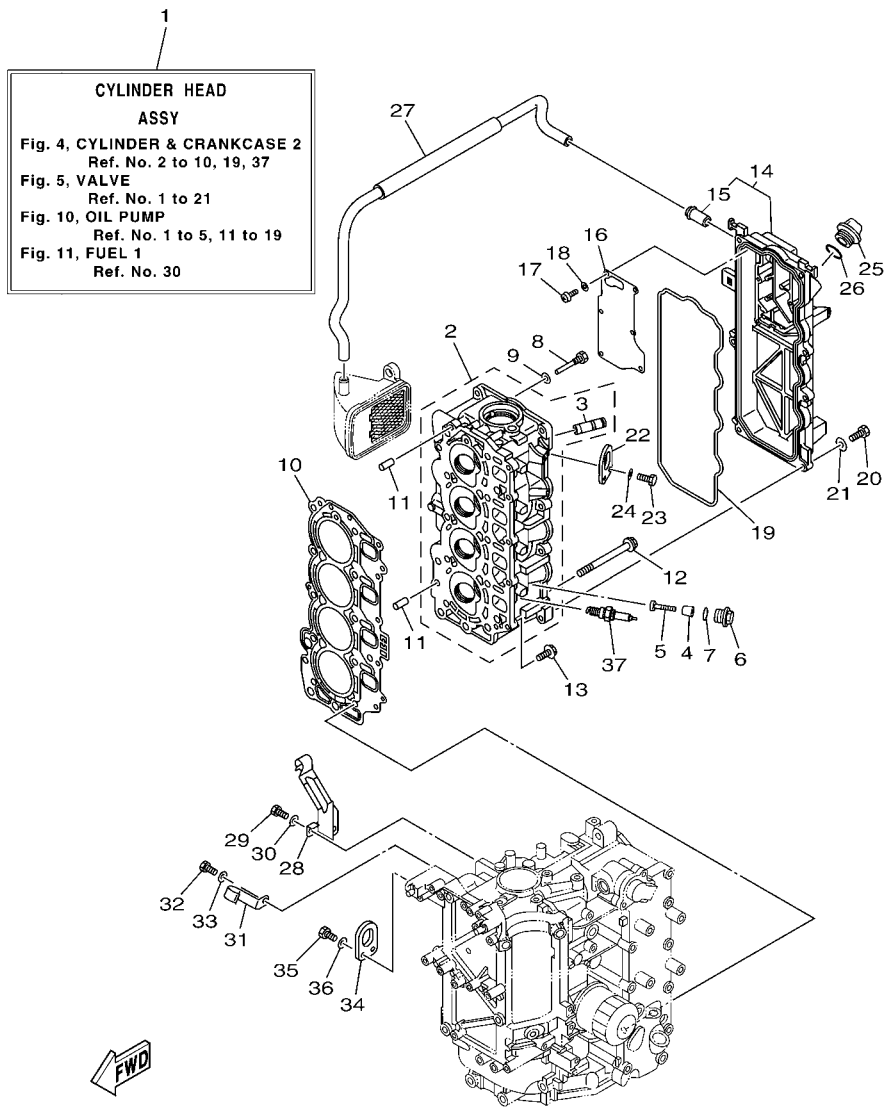




6C17110-K040

FIG. 4 CYLINDER & CRANKCASE 2

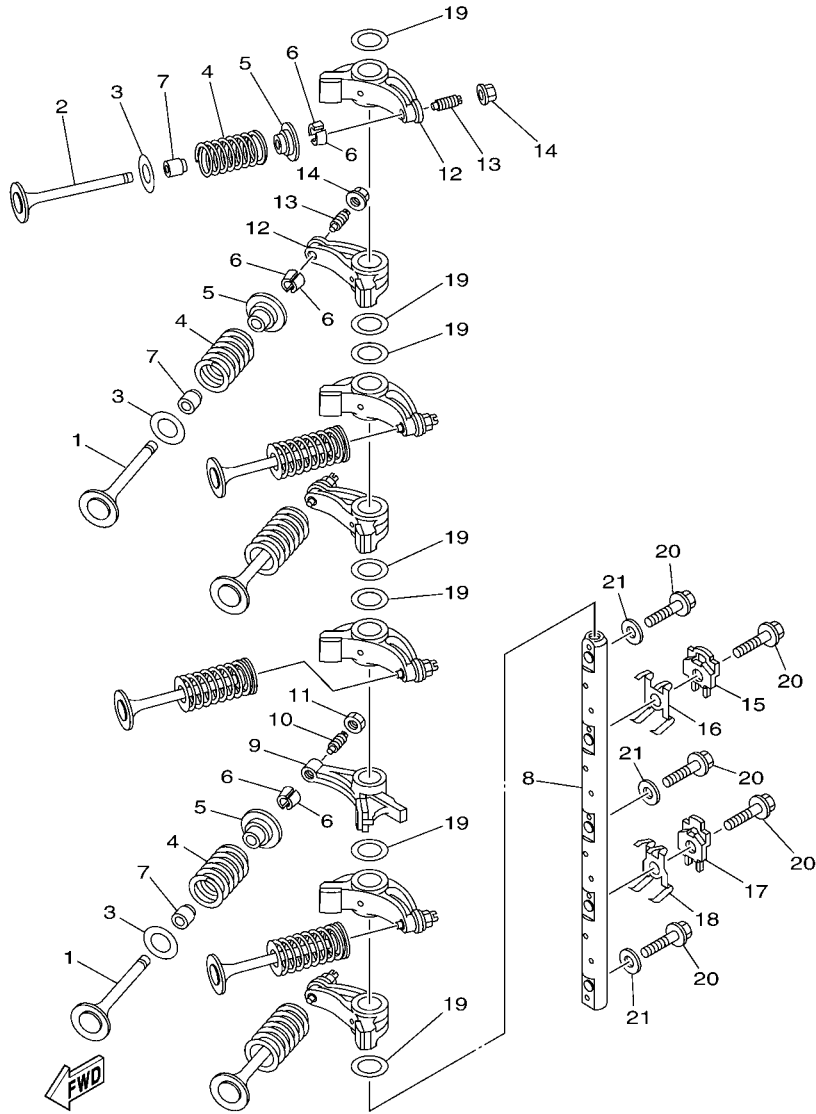
| REF. NO. | PART NO.        | DESCRIPTION             | EHT | ET | REMARKS |
|----------|-----------------|-------------------------|-----|----|---------|
| 1        | 6C5-W009A-12-9S | CYLINDER HEAD ASSY      | 1   | 1  |         |
| 2        | 6C5-11111-01-9S | HEAD, CYLINDER 1        | 1   | 1  |         |
| 3        | 62Y-11133-30    | .GUIDE, VALVE 1         | 8   | 8  |         |
| 4        | 6G8-11325-00    | ANODE                   | 4   | 4  |         |
| 5        | 97880-05025     | SCREW, PAN HEAD         | 4   | 4  |         |
| 6        | 6G8-11197-01    | PLUG, BLIND             | 4   | 4  |         |
| 7        | 93210-13M63     | O-RING                  | 4   | 4  |         |
| 8        | 90109-06M65     | BOLT                    | 1   | 1  |         |
| 9        | 90430-06014     | GASKET                  | 1   | 1  |         |
| 10       | 6C5-11181-01    | GASKET, CYLINDER HEAD 1 | 1   | 1  |         |
| 11       | 99530-08012     | PIN, DOWEL              | 2   | 2  |         |
| 12       | 90105-09005     | BOLT, FLANGE            | 10  | 10 |         |
| 13       | 90119-06MA3     | BOLT, WITH WASHER       | 5   | 5  |         |
| 14       | 6C5-11191-01-9S | COVER, CYLINDER HEAD 1  | 1   | 1  |         |
| 15       | 62Y-14485-00    | .PIPE, JOINT            | 1   | 1  |         |
| 16       | 6C5-11168-00    | COVER, BREATHER         | 1   | 1  |         |
| 17       | 98507-04010     | SCREW, PAN HEAD         | 6   | 6  |         |
| 18       | 92907-04600     | WASHER                  | 6   | 6  |         |
| 19       | 62Y-11356-00    | SEAL, CYLINDER 2        | 1   | 1  |         |
| 20       | 97095-06020     | BOLT                    | 7   | 7  |         |
| 21       | 92995-06600     | WASHER                  | 7   | 7  |         |
| 22       | 62Y-11119-00    | HANGER, ENGINE          | 1   | 1  |         |
| 23       | 97095-06020     | BOLT                    | 2   | 2  |         |
| 24       | 92995-06600     | WASHER                  | 2   | 2  |         |
| 25       | 6G8-15363-00    | PLUG, OIL               | 1   | 1  |         |
| 26       | 93210-24M79     | O-RING                  | 1   | 1  |         |
| 27       | 6C5-1531A-01    | HOSE, BREATHER 1        | 1   | 1  |         |



6C17110-K040

FIG. 4 CYLINDER & CRANKCASE 2

| REF. NO. | PART NO.     | DESCRIPTION              | EHT | ET |  |  | REMARKS |
|----------|--------------|--------------------------|-----|----|--|--|---------|
| 28       | 6C5-15378-00 | HOLDER                   | 1   | 1  |  |  |         |
| 29       | 97095-06014  | BOLT                     | 1   | 1  |  |  |         |
| 30       | 92995-06600  | WASHER                   | 1   | 1  |  |  |         |
| 31       | 6C5-15378-11 | HOLDER                   | 1   | 1  |  |  |         |
| 32       | 97095-06014  | BOLT                     | 1   | 1  |  |  |         |
| 33       | 92995-06600  | WASHER                   | 1   | 1  |  |  |         |
| 34       | 62Y-11119-00 | HANGER, ENGINE           | 1   | 1  |  |  |         |
| 35       | 97095-06020  | BOLT                     | 2   | 2  |  |  |         |
| 36       | 92995-06600  | WASHER                   | 2   | 2  |  |  |         |
| 37       | 94702-00418  | PLUG, SPARK (NGK DPR6EB) | 4   | 4  |  |  |         |



6C12100-E050

FIG. 5 VALVE

| REF. NO. | PART NO.     | DESCRIPTION            | EHT | ET |  |  | REMARKS |
|----------|--------------|------------------------|-----|----|--|--|---------|
| 1        | 69W-12111-00 | VALVE, INTAKE          | 4   | 4  |  |  |         |
| 2        | 69W-12121-00 | VALVE, EXHAUST         | 4   | 4  |  |  |         |
| 3        | 62Y-12116-00 | SEAT, VALVE SPRING     | 8   | 8  |  |  |         |
| 4        | 51Y-12114-00 | SPRING, VALVE OUTER    | 8   | 8  |  |  |         |
| 5        | 30X-12117-00 | RETAINER, VALVE SPRING | 8   | 8  |  |  |         |
| 6        | 30X-12118-00 | COTTER, VALVE          | 16  | 16 |  |  |         |
| 7        | 51Y-12119-00 | SEAL, VALVE STEM       | 8   | 8  |  |  |         |
| 8        | 6C5-12146-00 | SHAFT, ROCKER          | 1   | 1  |  |  |         |
| 9        | 62Y-12151-00 | ARM, VALVE ROCKER      | 1   | 1  |  |  |         |
| 10       | 64J-12159-00 | SCREW, VALVE ADJUSTING | 1   | 1  |  |  |         |
| 11       | 62Y-12158-00 | NUT, LOCK              | 1   | 1  |  |  |         |
| 12       | 6C5-12151-00 | ARM, VALVE ROCKER      | 7   | 7  |  |  |         |
| 13       | 6C5-12159-00 | SCREW, VALVE ADJUSTING | 7   | 7  |  |  |         |
| 14       | 6C5-12158-00 | NUT, LOCK              | 7   | 7  |  |  |         |
| 15       | 6C5-12231-00 | GUIDE, STOPPER 1       | 1   | 1  |  |  |         |
| 16       | 6C5-12233-00 | PLATE, GUIDE STOPPER 1 | 1   | 1  |  |  |         |
| 17       | 6C5-12241-00 | GUIDE, STOPPER 2       | 1   | 1  |  |  |         |
| 18       | 6C5-12243-00 | PLATE, GUIDE STOPPER 2 | 1   | 1  |  |  |         |
| 19       | 90201-16014  | WASHER, PLATE          | 7   | 7  |  |  |         |
| 20       | 90105-08060  | BOLT, FLANGE           | 5   | 5  |  |  |         |
| 21       | 92990-08200  | WASHER, PLAIN          | 3   | 3  |  |  |         |

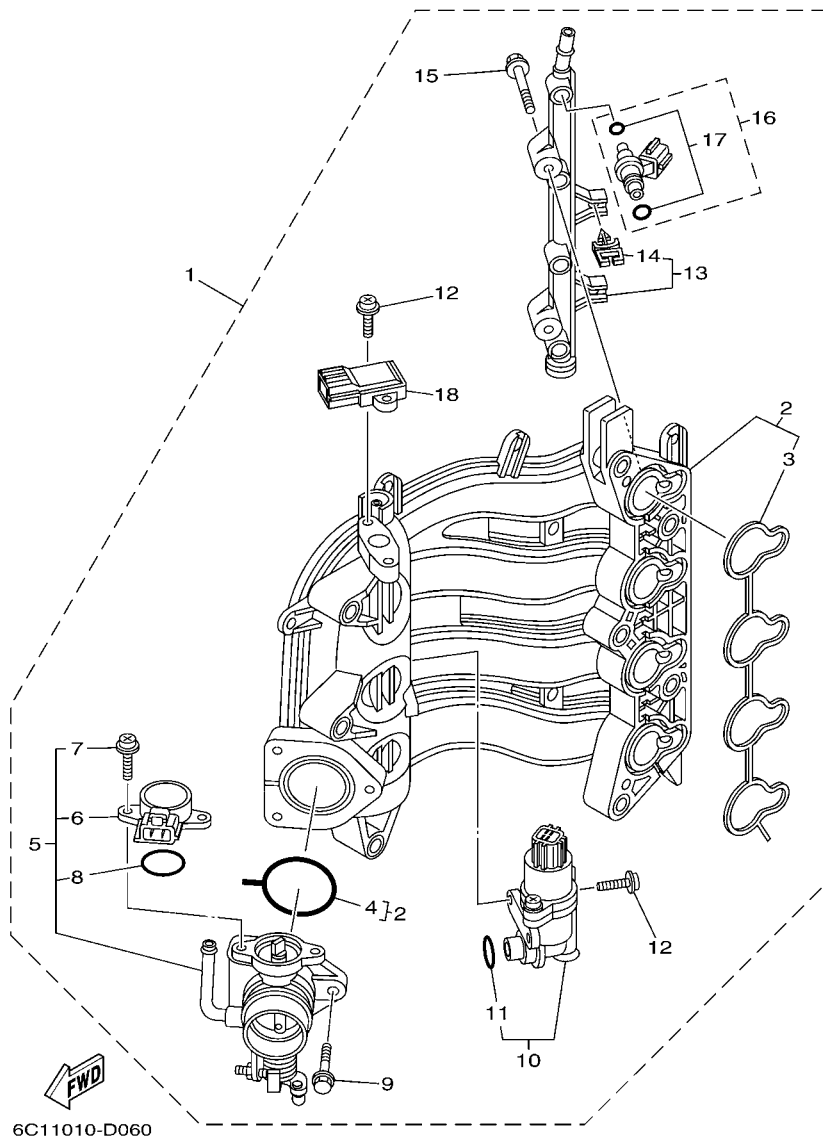


FIG. 6 INTAKE 1

| REF. NO. | PART NO.     | DESCRIPTION            | EHT | ET |  |  |  | REMARKS |
|----------|--------------|------------------------|-----|----|--|--|--|---------|
| 1        | 6C5-14200-00 | INTAKE ASSY            | 1   | 1  |  |  |  |         |
| 2        | 6C5-13641-00 | .MANIFOLD 1            | 1   | 1  |  |  |  |         |
| 3        | 6C5-13645-00 | ..GASKET, MANIFOLD 1   | 1   | 1  |  |  |  |         |
| 4        | 6C5-13557-00 | ..GASKET               | 1   | 1  |  |  |  |         |
| 5        | 6C5-13750-00 | .THROTTLE BODY ASSY    | 1   | 1  |  |  |  |         |
| 6        | 6C5-85885-00 | ..THROTTLE SENSOR ASSY | 1   | 1  |  |  |  |         |
| 7        | 6C5-81145-00 | ..SCREW 1              | 2   | 2  |  |  |  |         |
| 8        | 6C5-8182L-00 | ..O-RING 1             | 1   | 1  |  |  |  |         |
| 9        | 6C5-14496-00 | .BOLT                  | 3   | 3  |  |  |  |         |
| 10       | 6C5-13105-01 | .CONTROL VALVE ASSY    | 1   | 1  |  |  |  |         |
| 11       | 6C5-14397-00 | ..O-RING               | 1   | 1  |  |  |  |         |
| 12       | 6C5-81146-00 | .SCREW 2               | 4   | 4  |  |  |  |         |
| 13       | 6C5-13161-00 | .PIPE, DELIVERY 1      | 1   | 1  |  |  |  |         |
| 14       | 90464-07M56  | ..CLAMP                | 2   | 2  |  |  |  |         |
| 15       | 6C5-14446-00 | .BOLT                  | 2   | 2  |  |  |  |         |
| 16       | 6C5-13761-00 | ..INJECTOR             | 4   | 4  |  |  |  |         |
| 17       | 6C5-1410B-00 | ..PACKING KIT          | 1   | 1  |  |  |  |         |
| 18       | 68F-83688-00 | .SENSOR ASSY           | 1   | 1  |  |  |  |         |

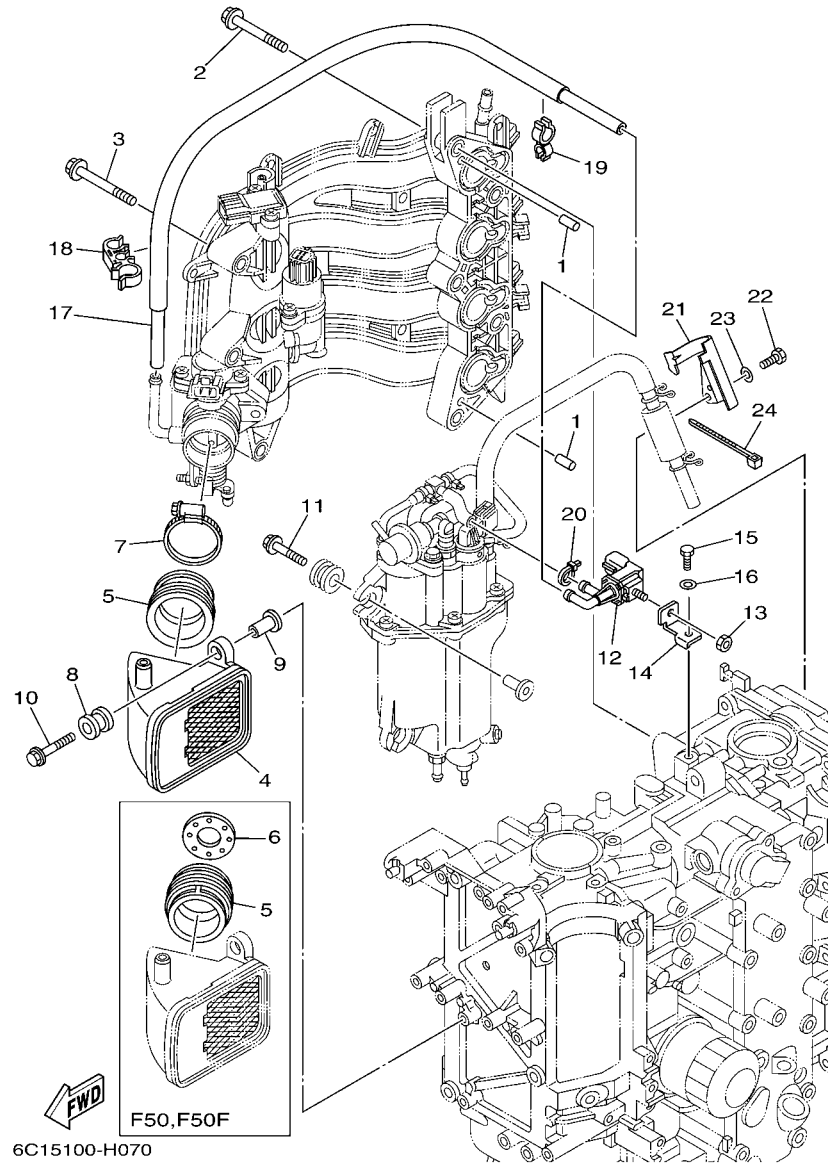
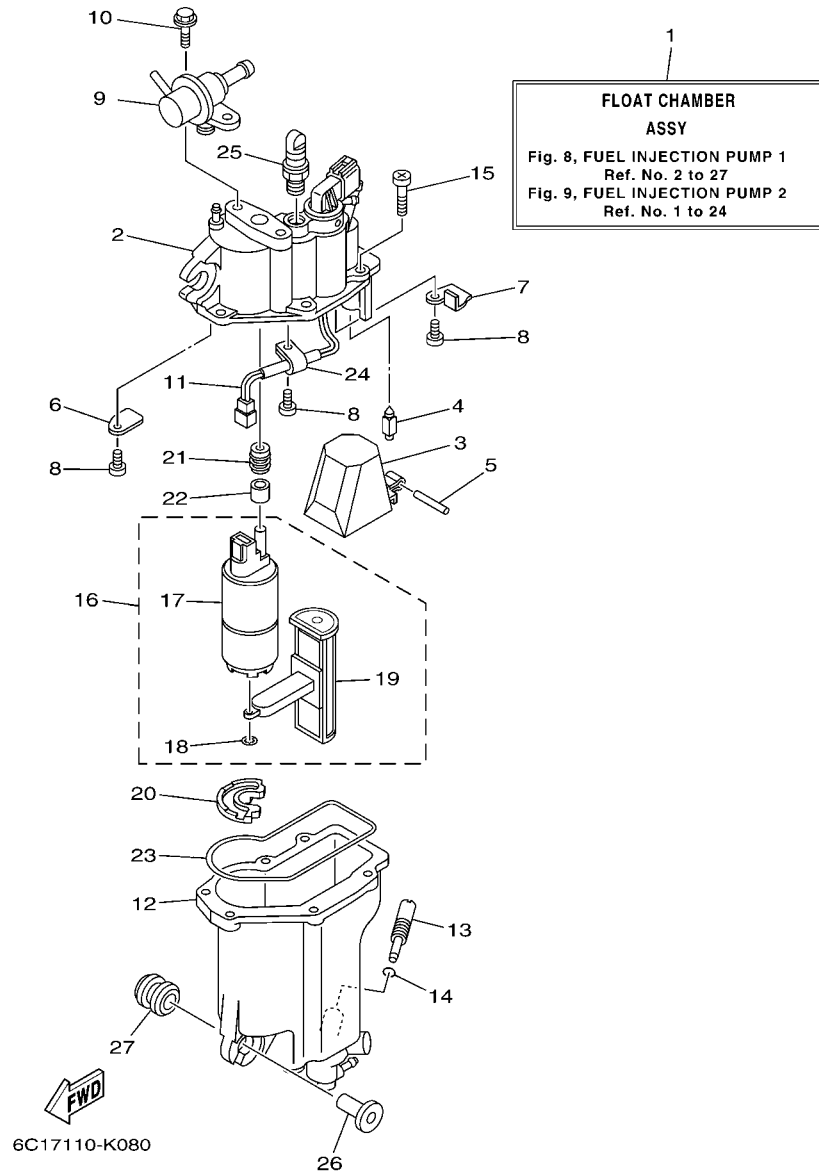


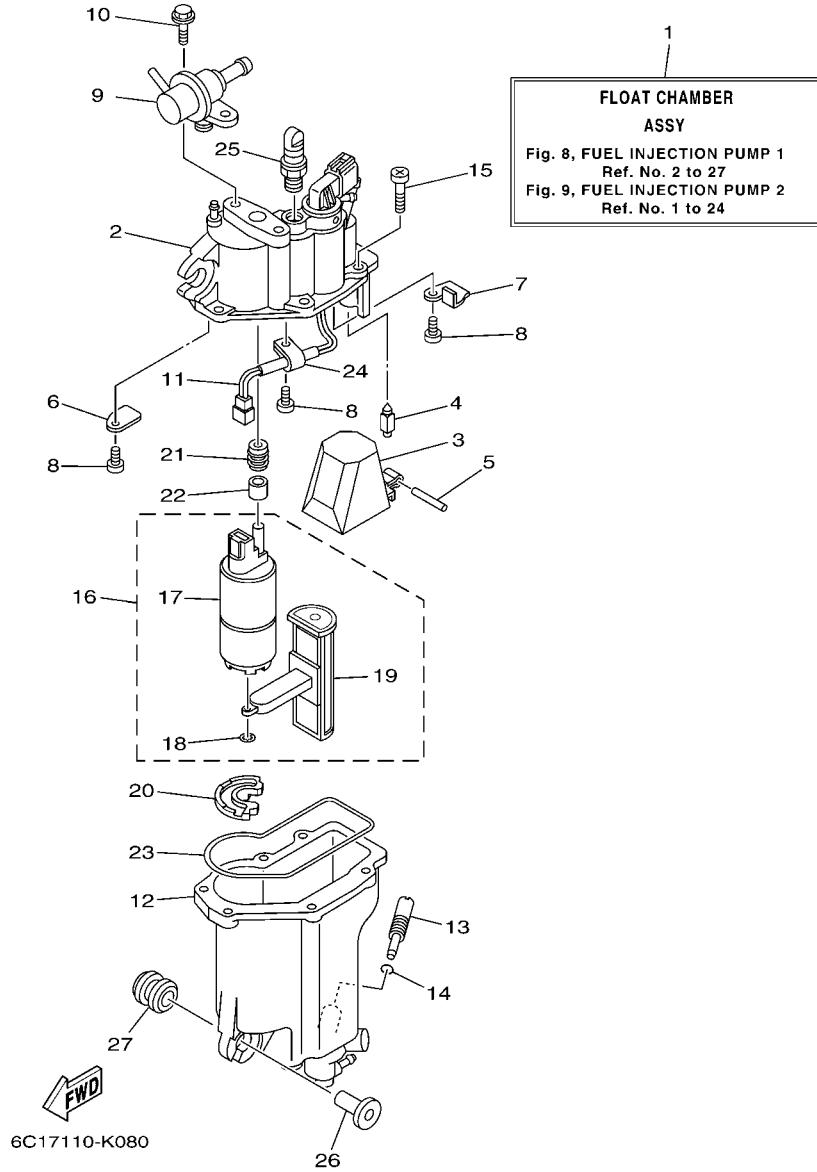
FIG. 7 INTAKE 2

| REF. NO. | PART NO.     | DESCRIPTION           | EHT | ET |  |  |  | REMARKS      |
|----------|--------------|-----------------------|-----|----|--|--|--|--------------|
| 1        | 93608-12M05  | PIN, DOWEL            | 2   | 2  |  |  |  |              |
| 2        | 90119-08069  | BOLT, WITH WASHER     | 5   | 5  |  |  |  |              |
| 3        | 90119-06087  | BOLT, WITH WASHER     | 3   | 3  |  |  |  |              |
| 4        | 6C5-14440-00 | SILENCER ASSY, INTAKE | 1   | 1  |  |  |  |              |
| 5        | 6C1-14453-01 | JOINT, AIR CLEANER 1  | 1   | 1  |  |  |  | F50, F50F    |
| 6        | 6C5-14453-01 | JOINT, AIR CLEANER 1  | 1   | 1  |  |  |  | F60(J), F60C |
| 7        | 6C1-14477-00 | PLATE                 | 1   | 1  |  |  |  | F50, F50F    |
| 8        | 90450-50001  | HOSE CLAMP ASSY       | 1   | 1  |  |  |  |              |
| 9        | 6A0-82317-00 | DAMPER, IGNITION COIL | 2   | 2  |  |  |  |              |
| 10       | 90387-06119  | COLLAR                | 2   | 2  |  |  |  |              |
| 11       | 90119-06106  | BOLT, WITH WASHER     | 2   | 2  |  |  |  |              |
| 12       | 90119-06M61  | BOLT, WITH WASHER     | 3   | 3  |  |  |  |              |
| 13       | 6C5-86120-00 | SOLENOID VALVE ASSY   | 1   | 1  |  |  |  |              |
| 14       | 95380-06600  | NUT, HEXAGON          | 1   | 1  |  |  |  |              |
| 15       | 6C5-86112-00 | STAY, SOLENOID        | 1   | 1  |  |  |  |              |
| 16       | 97095-06016  | BOLT                  | 1   | 1  |  |  |  |              |
| 17       | 92995-06600  | WASHER                | 1   | 1  |  |  |  |              |
| 18       | 6C5-12576-00 | HOSE 1                | 1   | 1  |  |  |  |              |
| 19       | 90464-15008  | CLAMP                 | 1   | 1  |  |  |  |              |
| 20       | 90464-12006  | CLAMP                 | 1   | 1  |  |  |  |              |
| 21       | 90465-11M10  | CLAMP                 | 1   | 1  |  |  |  |              |
| 22       | 6C5-13428-01 | BRACKET, STRAINER 1   | 1   | 1  |  |  |  |              |
| 23       | 97095-06016  | BOLT                  | 1   | 1  |  |  |  |              |
| 24       | 92995-06600  | WASHER                | 1   | 1  |  |  |  |              |
| 25       | 90465-13M18  | CLAMP                 | 1   | 1  |  |  |  |              |



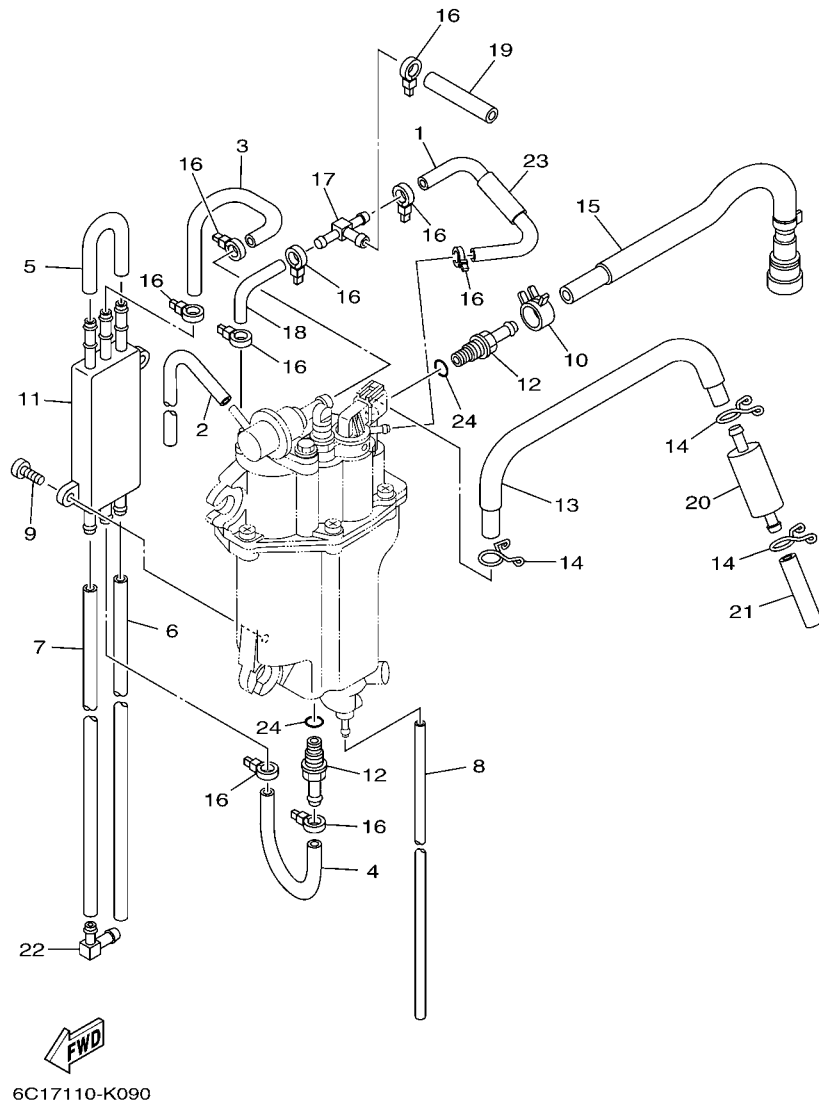
**FIG. 8 FUEL INJECTION PUMP 1**

| REF. NO. | PART NO.     | DESCRIPTION          | EHT | ET |  | REMARKS     |
|----------|--------------|----------------------|-----|----|--|-------------|
| 1        | 6C5-14180-00 | FLOAT CHAMBER ASSY   | 1   | 1  |  | FOR CAN,OCE |
|          | 6C5-14180-10 | FLOAT CHAMBER ASSY   |     | 1  |  | FOR BRA     |
| 2        | 6CJ-14182-00 | COVER, FLOAT CHAMBER | 1   | 1  |  | FOR CAN,OCE |
|          | 6C5-14182-10 | COVER, FLOAT CHAMBER |     | 1  |  | FOR BRA     |
| 3        | 6C5-14985-00 | FLOAT                | 1   | 1  |  |             |
| 4        | 6C5-14546-00 | VALVE, NEEDLE        | 1   | 1  |  | FOR CAN,OCE |
|          | 6C5-14546-10 | VALVE, NEEDLE        |     | 1  |  | FOR BRA     |
| 5        | 6C5-14386-00 | PIN, FLOAT           | 1   | 1  |  |             |
| 6        | 6C5-2441R-00 | PLATE, BAFFLE 1      | 1   | 1  |  | FOR CAN,OCE |
|          | 6C5-2441R-10 | PLATE, BAFFLE 1      |     | 1  |  | FOR BRA     |
| 7        | 6C5-2441T-00 | PLATE, BAFFLE 2      | 1   | 1  |  | FOR CAN,OCE |
|          | 6C5-2441T-10 | PLATE, BAFFLE 2      |     | 1  |  | FOR BRA     |
| 8        | 6C5-24453-00 | SCREW                | 3   | 3  |  |             |
| 9        | 6C5-13906-01 | REGULATOR, PRESSURE  | 1   | 1  |  |             |
| 10       | 6C5-24592-00 | BOLT                 | 2   | 2  |  |             |
| 11       | 6C5-87226-00 | WIRE HARNESS ASSY    | 1   | 1  |  |             |
| 12       | 6CJ-14960-00 | BODY ASSY            | 1   | 1  |  | FOR CAN,OCE |
|          | 6C5-14960-10 | BODY ASSY            |     | 1  |  | FOR BRA     |
| 13       | 6C5-14191-00 | PLUG, DRAIN          | 1   | 1  |  |             |
| 14       | 6C5-14397-00 | O-RING               | 1   | 1  |  |             |
| 15       | 6C5-14567-00 | SCREW                | 6   | 6  |  |             |
| 16       | 6C5-13910-00 | FUEL PUMP ASSY       | 1   | 1  |  | FOR CAN,OCE |
|          | 6C5-13910-10 | FUEL PUMP ASSY       |     | 1  |  | FOR BRA     |
| 17       | 6C5-13907-00 | .FUEL PUMP COMP.     | 1   | 1  |  |             |
| 18       | 6C5-14127-00 | .CLIP                | 1   | 1  |  | FOR CAN,OCE |
|          | 6C5-14127-10 | .CLIP                |     | 1  |  | FOR BRA     |
| 19       | 6C5-13915-00 | .FILTER              | 1   | 1  |  |             |



**FIG. 8 FUEL INJECTION PUMP 1**

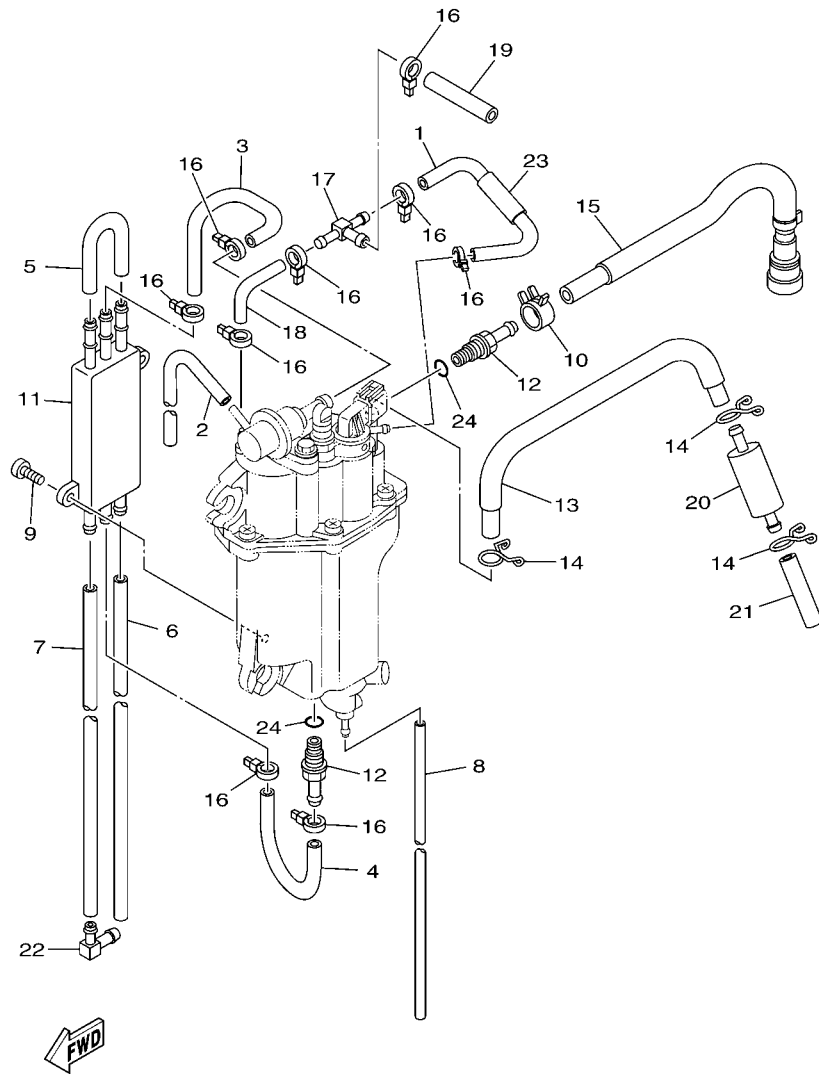
| REF. NO. | PART NO.     | DESCRIPTION           | EHT | ET |  |  | REMARKS     |
|----------|--------------|-----------------------|-----|----|--|--|-------------|
| 20       | 6C5-13593-00 | DAMPER                | 1   | 1  |  |  |             |
| 21       | 6C5-13781-00 | DAMPER, PUMP          | 1   | 1  |  |  |             |
| 22       | 6C5-13716-00 | COLLAR                | 1   | 1  |  |  |             |
| 23       | 6C5-14984-00 | GASKET, FLOAT CHAMBER | 1   | 1  |  |  |             |
| 24       | 6C5-21337-00 | CLAMP, CABLE          | 1   | 1  |  |  | FOR CAN,OCE |
|          | 6C5-21337-10 | CLAMP, CABLE          |     | 1  |  |  | FOR BRA     |
| 25       | 6C5-14225-00 | CAP                   | 1   | 1  |  |  |             |
| 26       | 90387-06M69  | COLLAR                | 3   | 3  |  |  |             |
| 27       | 90480-09M12  | GROMMET               | 3   | 3  |  |  |             |
| -----    |              |                       |     |    |  |  |             |
| -----    |              |                       |     |    |  |  |             |
| -----    |              |                       |     |    |  |  |             |
| -----    |              |                       |     |    |  |  |             |
| -----    |              |                       |     |    |  |  |             |
| -----    |              |                       |     |    |  |  |             |
| -----    |              |                       |     |    |  |  |             |
| -----    |              |                       |     |    |  |  |             |
| -----    |              |                       |     |    |  |  |             |



**FIG. 9 FUEL INJECTION PUMP 2**

| REF. NO. | PART NO.     | DESCRIPTION            | EHT | ET | REMARKS     |
|----------|--------------|------------------------|-----|----|-------------|
| 1        | 6C5-13546-00 | HOSE 2                 | 1   | 1  | FOR CAN,OCE |
|          | 6C5-13546-10 | HOSE 2                 |     | 1  | FOR BRA     |
| 2        | 6C5-13542-00 | HOSE, VACUUM SENSING 1 | 1   | 1  |             |
| 3        | 6C5-24321-00 | PIPE 10                | 1   | 1  | FOR CAN,OCE |
|          | 6C5-24321-10 | PIPE 10                |     | 1  | FOR BRA     |
| 4        | 6C5-24322-00 | PIPE 11                | 1   | 1  | FOR CAN,OCE |
|          | 6C5-24322-10 | PIPE 11                |     | 1  | FOR BRA     |
| 5        | 6C5-24323-00 | PIPE 12                | 1   | 1  |             |
| 6        | 6CJ-24324-00 | PIPE 13                | 1   | 1  |             |
| 7        | 6CJ-24325-00 | PIPE 14                | 1   | 1  |             |
| 8        | 6BG-14149-00 | PIPE                   | 1   | 1  |             |
| 9        | 6C5-24444-00 | SCREW                  | 2   | 2  |             |
| 10       | 6C5-13577-00 | CLIP                   | 1   | 1  |             |
| 11       | 6C5-21841-00 | COOLER                 | 1   | 1  |             |
| 12       | 6C5-14251-00 | NIPPLE                 | 2   | 2  |             |
| 13       | 6C5-14148-00 | PIPE                   | 1   | 1  | FOR CAN,OCE |
|          | 6C5-14148-10 | PIPE                   |     | 1  | FOR BRA     |
| 14       | 6C5-24387-00 | CLIP                   | 3   | 3  |             |
| 15       | 6C5-13974-00 | PIPE, FUEL 4           | 1   | 1  |             |
| 16       | 90465-11M10  | CLAMP                  | 9   | 9  |             |
| 17       | 6C5-24379-00 | PIPE, JOINT 4          | 1   | 1  |             |
| 18       | 6C5-13545-00 | HOSE 1                 | 1   | 1  | FOR CAN,OCE |
|          | 6C5-13545-10 | HOSE 1                 |     | 1  | FOR BRA     |
| 19       | 6C5-13547-00 | HOSE 3                 | 1   | 1  | FOR CAN,OCE |
|          | 6C5-13547-10 | HOSE 3                 |     | 1  | FOR BRA     |
| 20       | 6C5-24251-00 | STRAINER 1             | 1   | 1  |             |
| 21       | 6C5-2451B-00 | HOSE, FUEL INLET       | 1   | 1  | FOR CAN,OCE |

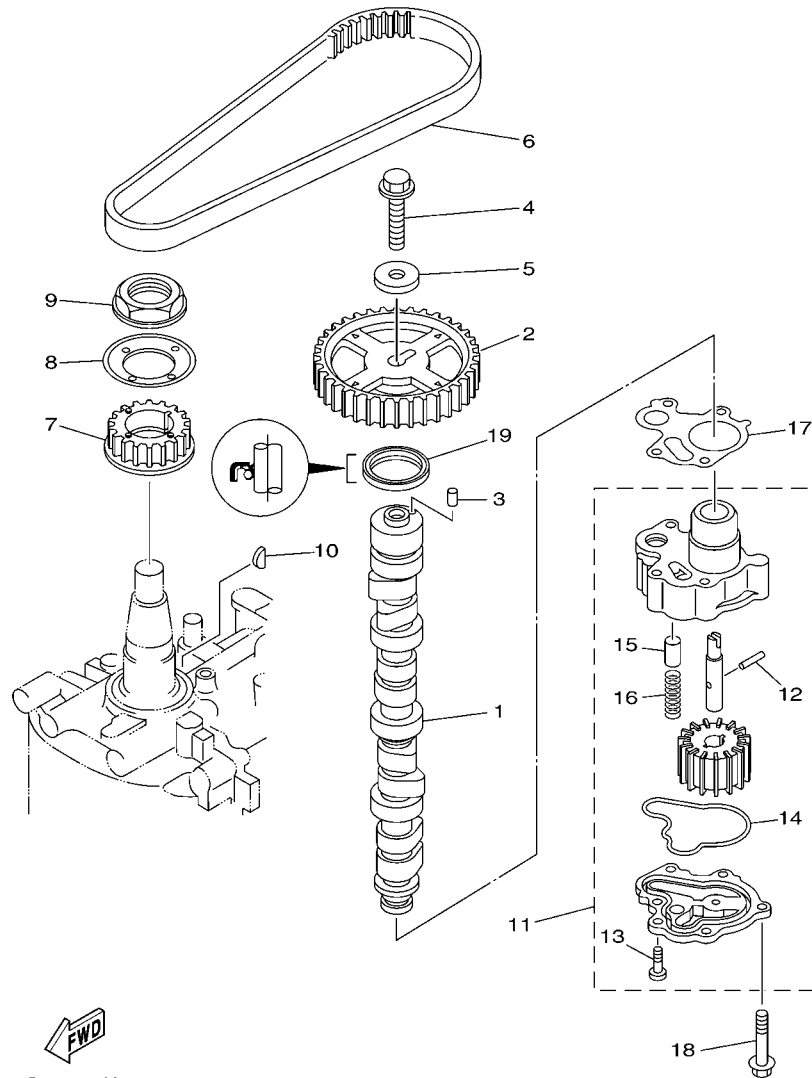




6C17110-K090

FIG. 9 FUEL INJECTION PUMP 2

| REF. NO. | PART NO.     | DESCRIPTION      | EHT | ET |  |  | REMARKS |
|----------|--------------|------------------|-----|----|--|--|---------|
| 21       | 6C5-2451B-10 | HOSE, FUEL INLET |     | 1  |  |  | FOR BRA |
| 22       | 6C5-1410F-00 | CONNECTOR        | 1   | 1  |  |  |         |
| 23       | 6C5-13548-00 | HOSE, AIR 4      | 1   | 1  |  |  |         |
| 24       | 6C5-13739-00 | O-RING           | 2   | 2  |  |  |         |
| -----    |              |                  |     |    |  |  |         |
| -----    |              |                  |     |    |  |  |         |
| -----    |              |                  |     |    |  |  |         |
| -----    |              |                  |     |    |  |  |         |
| -----    |              |                  |     |    |  |  |         |
| -----    |              |                  |     |    |  |  |         |
| -----    |              |                  |     |    |  |  |         |
| -----    |              |                  |     |    |  |  |         |
| -----    |              |                  |     |    |  |  |         |
| -----    |              |                  |     |    |  |  |         |



6C17110-K100

FIG. 10 OIL PUMP

| REF. NO. | PART NO.     | DESCRIPTION          | EHT | ET |  |  |  | REMARKS |
|----------|--------------|----------------------|-----|----|--|--|--|---------|
| 1        | 6C5-12171-00 | CAMSHAFT 1           | 1   | 1  |  |  |  |         |
| 2        | 6C5-11537-00 | GEAR, DRIVEN         | 1   | 1  |  |  |  |         |
| 3        | 93605-17002  | PIN, DOWEL           | 1   | 1  |  |  |  |         |
| 4        | 95817-10035  | BOLT, FLANGE         | 1   | 1  |  |  |  |         |
| 5        | 90201-10144  | WASHER, PLATE        | 1   | 1  |  |  |  |         |
| 6        | 6C5-46241-00 | BELT                 | 1   | 1  |  |  |  |         |
| 7        | 6C5-11536-00 | GEAR, DRIVE          | 1   | 1  |  |  |  |         |
| 8        | 62Y-11557-00 | WASHER 1             | 1   | 1  |  |  |  |         |
| 9        | 90179-35001  | NUT                  | 1   | 1  |  |  |  |         |
| 10       | 90280-03M01  | KEY, WOODRUFF        | 1   | 1  |  |  |  |         |
| 11       | 6C5-13300-00 | OIL PUMP ASSY        | 1   | 1  |  |  |  |         |
| 12       | 93603-17070  | .PIN, DOWEL          | 1   | 1  |  |  |  |         |
| 13       | 98580-06016  | .SCREW, PAN HEAD     | 2   | 2  |  |  |  |         |
| 14       | 6C5-13142-00 | .GASKET              | 1   | 1  |  |  |  |         |
| 15       | 6G8-11577-00 | .PLUNGER, RELIEF     | 1   | 1  |  |  |  |         |
| 16       | 90501-6C500  | .SPRING, COMPRESSION | 1   | 1  |  |  |  |         |
| 17       | 6C5-13329-00 | GASKET, PUMP COVER   | 1   | 1  |  |  |  |         |
| 18       | 90119-06025  | BOLT, WITH WASHER    | 4   | 4  |  |  |  |         |
| 19       | 93102-37M40  | OIL SEAL             | 1   | 1  |  |  |  |         |

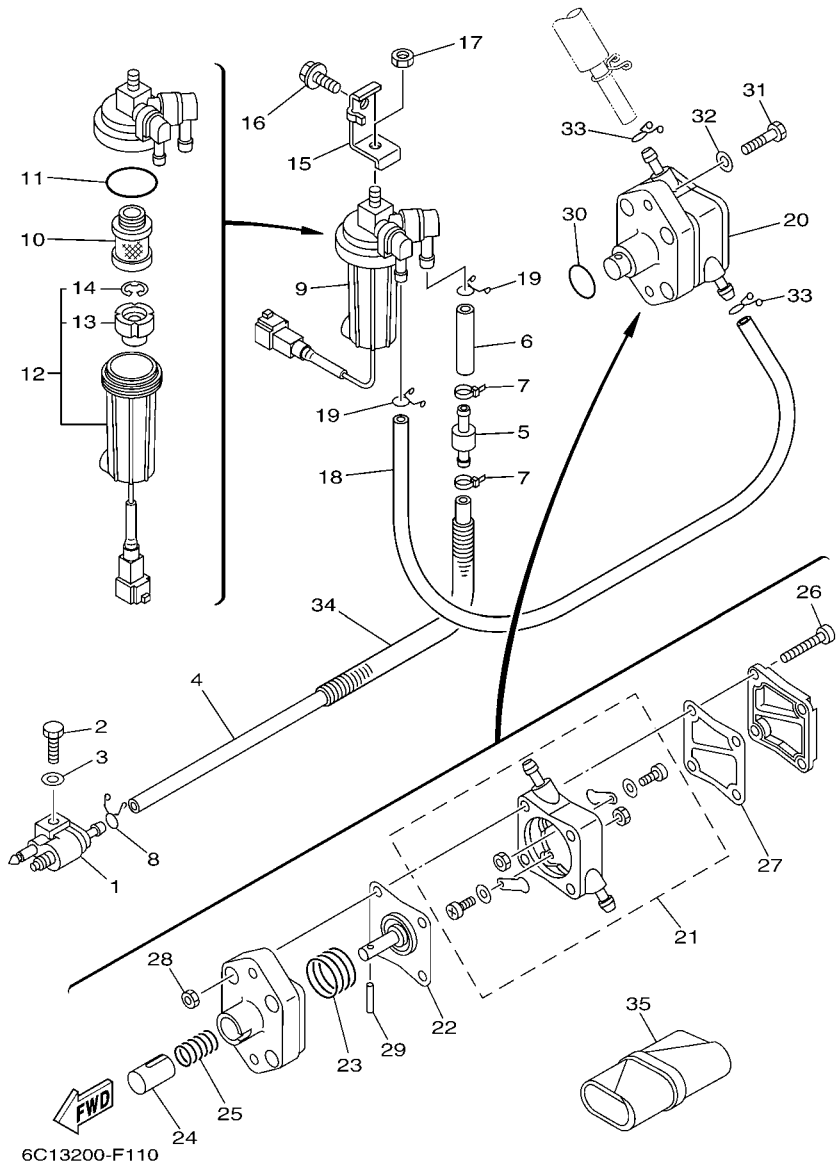


FIG. 11 FUEL 1

| REF. NO. | PART NO.     | DESCRIPTION             | EHT | ET | REMARKS |
|----------|--------------|-------------------------|-----|----|---------|
| 1        | 6G1-24304-02 | FUEL PIPE JOINT COMP. 1 | 1   | 1  |         |
| 2        | 97095-06025  | BOLT                    | 1   | 1  |         |
| 3        | 92995-06600  | WASHER                  | 1   | 1  |         |
| 4        | 6C5-2247A-00 | HOSE 1                  | 1   | 1  |         |
| 5        | 67F-24377-00 | PIPE, JOINT 2           | 1   | 1  |         |
| 6        | 90445-13M02  | HOSE (L40)              | 1   | 1  |         |
| 7        | 90465-11M10  | CLAMP                   | 2   | 2  |         |
| 8        | 90467-09M17  | CLIP                    | 1   | 1  |         |
| 9        | 6D8-24560-00 | FILTER ASSY             | 1   | 1  |         |
| 10       | 6D8-24563-00 | .ELEMENT, FILTER        | 1   | 1  |         |
| 11       | 6D8-24564-00 | .GASKET                 | 1   | 1  |         |
| 12       | 6D8-24562-00 | .CUP, FILTER            | 1   | 1  |         |
| 13       | 6D8-24469-00 | ..FLOAT, WATER LEVEL    | 1   | 1  |         |
| 14       | 6D8-24519-00 | ..CLIP                  | 1   | 1  |         |
| 15       | 6C5-24566-01 | BRACKET, FILTER         | 1   | 1  |         |
| 16       | 95895-08016  | BOLT, FLANGE            | 1   | 1  |         |
| 17       | 95380-08600  | NUT                     | 1   | 1  |         |
| 18       | 90445-13M36  | HOSE (L350)             | 1   | 1  |         |
| 19       | 90467-10M04  | CLIP                    | 2   | 2  |         |
| 20       | 6C5-24410-00 | FUEL PUMP ASSY          | 1   | 1  |         |
| 21       | 6C5-24415-00 | .BODY 4                 | 1   | 1  |         |
| 22       | 62Y-24411-02 | .DIAPHRAGM              | 1   | 1  |         |
| 23       | 62Y-24423-00 | .SPRING, DIAPHRAGM      | 1   | 1  |         |
| 24       | 62Y-13131-00 | .PLUNGER                | 1   | 1  |         |
| 25       | 62Y-24454-00 | .SPRING                 | 1   | 1  |         |
| 26       | 62Y-24444-01 | .SCREW                  | 4   | 4  |         |
| 27       | 6C5-24471-00 | .DIAPHRAGM              | 1   | 1  |         |

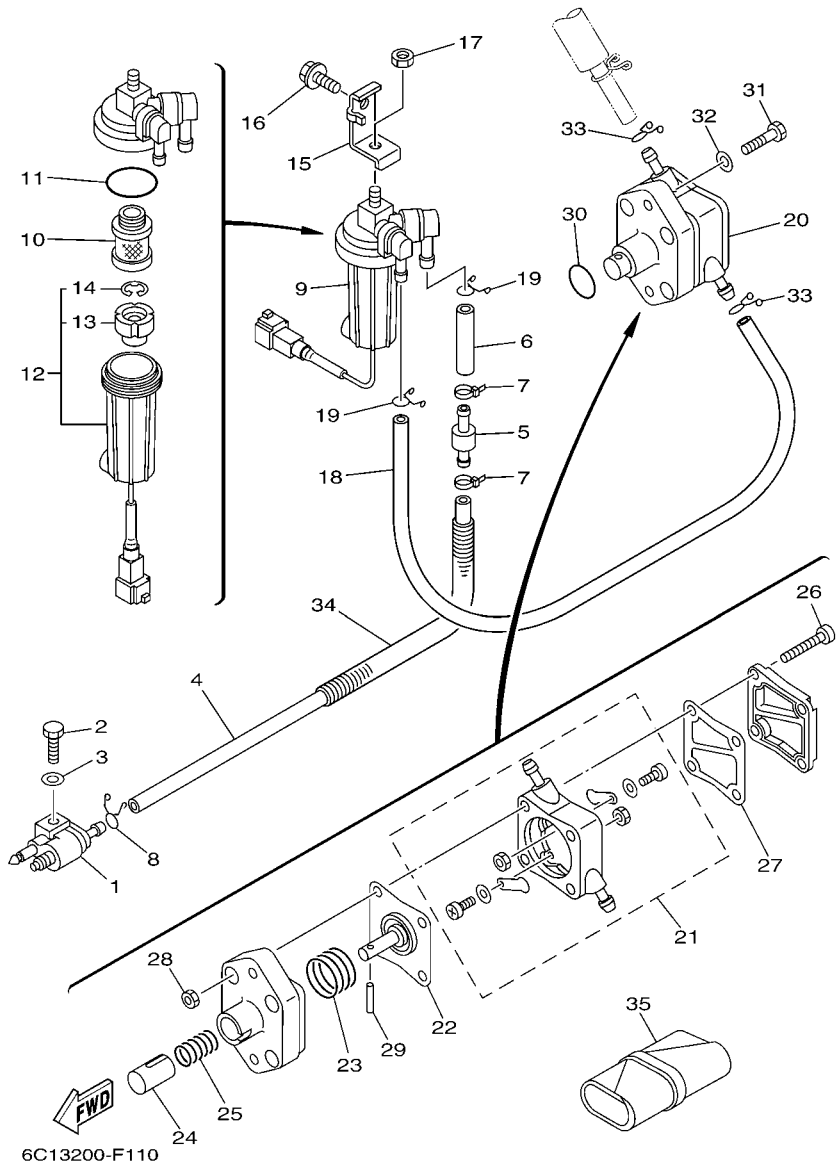
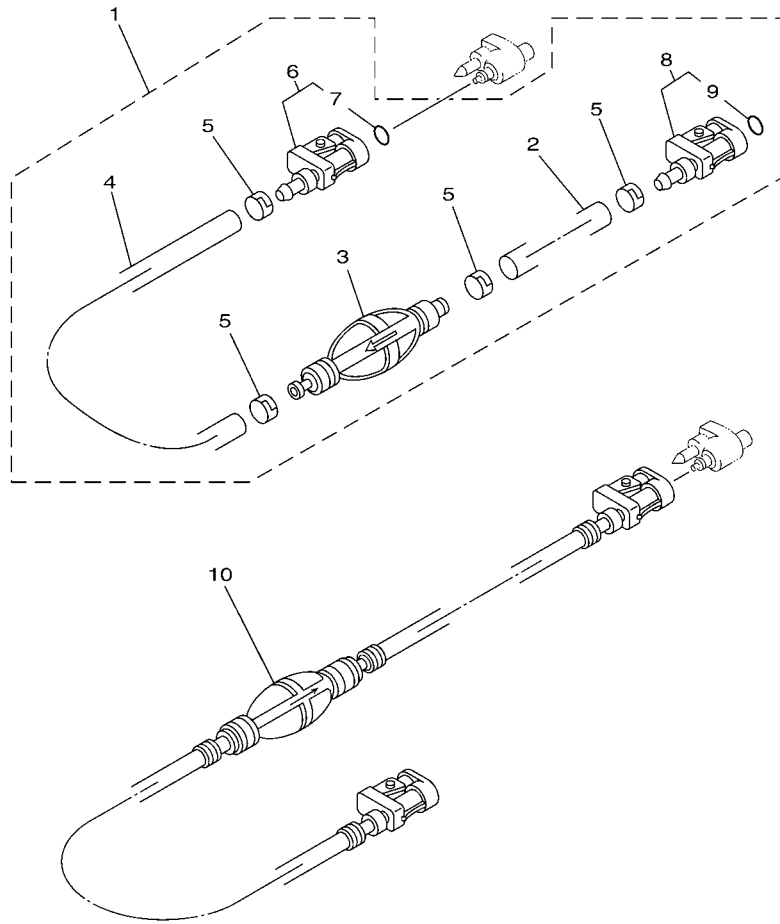


FIG. 11 FUEL 1

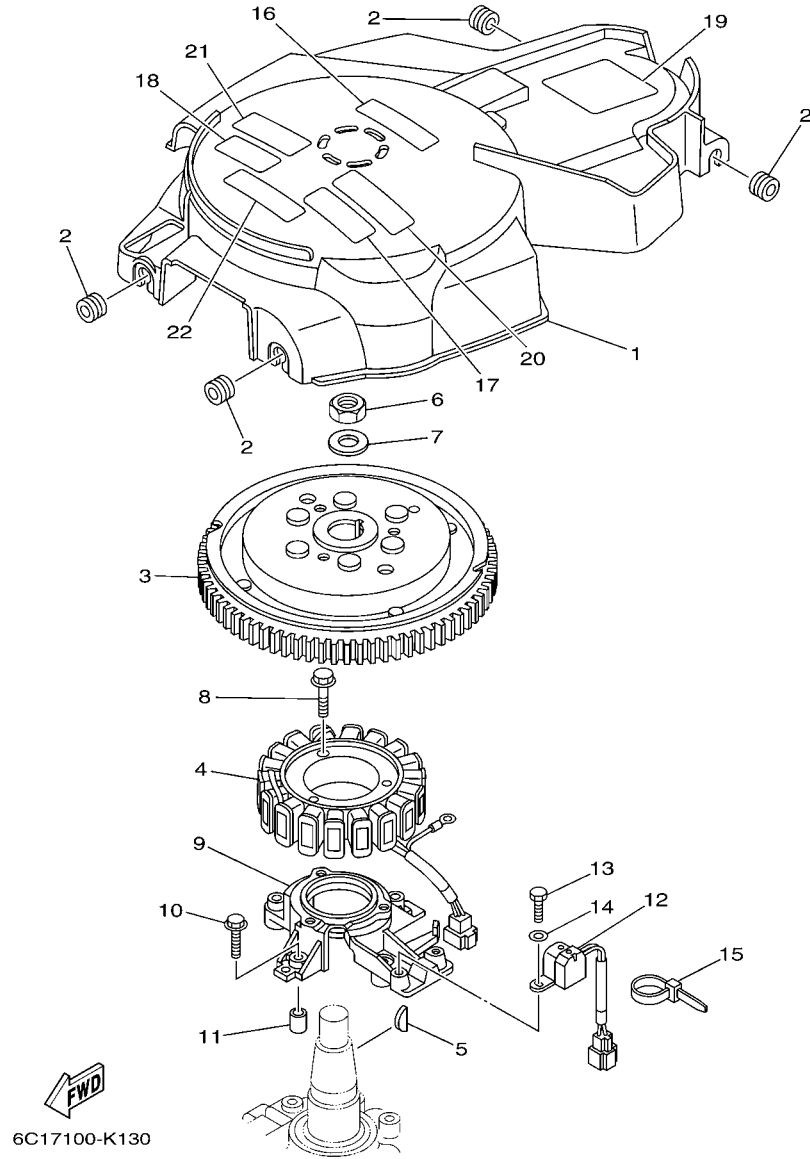
| REF. NO. | PART NO.     | DESCRIPTION | EHT | ET | REMARKS |
|----------|--------------|-------------|-----|----|---------|
| 28       | 95380-05600  | .NUT        | 4   | 4  |         |
| 29       | 62Y-24374-01 | .PIN        | 1   | 1  |         |
| 30       | 93210-24M79  | O-RING      | 1   | 1  |         |
| 31       | 97095-06030  | BOLT        | 2   | 2  |         |
| 32       | 92995-06600  | WASHER      | 2   | 2  |         |
| 33       | 90467-10M04  | CLIP        | 2   | 2  |         |
| 34       | 90446-14M62  | HOSE (L320) | 1   | 1  |         |
| 35       | 6C5-28100-00 | TOOL KIT    | 1   | 1  | AP      |



6H1C100-J080

FIG. 12 FUEL 2

| REF. NO. | PART NO.     | DESCRIPTION              | EHT | ET | REMARKS    |
|----------|--------------|--------------------------|-----|----|------------|
| 1        | 61J-24306-04 | FUEL PIPE COMP. 1        |     | 1  | AP FOR BRA |
| 2        | 90445-11M06  | .HOSE (L2050)            |     | 1  |            |
| 3        | 61J-24360-00 | .PRIMER PUMP ASSY        |     | 1  |            |
| 4        | 90445-11M05  | .HOSE (L850)             |     | 1  |            |
| 5        | 650-24351-01 | .BAND 1                  |     | 4  |            |
| 6        | 6G1-24305-05 | .FUEL PIPE JOINT COMP. 2 |     | 1  |            |
| 7        | 93210-08287  | ..O-RING                 |     | 1  |            |
| 8        | 6Y1-24305-06 | .FUEL PIPE JOINT COMP. 2 |     | 1  |            |
| 9        | 93210-08287  | ..O-RING                 |     | 1  |            |
| 10       | 6YL-24306-60 | FUEL PIPE COMP. 1        | 1   | 1  | AP FOR CAN |



**FIG. 13 GENERATOR**

| REF. NO. | PART NO.     | DESCRIPTION     | EHT | ET |  | REMARKS     |
|----------|--------------|-----------------|-----|----|--|-------------|
| 1        | 6C5-81337-00 | COVER, FLYWHEEL | 1   | 1  |  |             |
| 2        | 90480-12314  | GROMMET         | 4   | 4  |  |             |
| 3        | 6C5-81450-00 | ROTOR ASSY      | 1   | 1  |  |             |
| 4        | 6C5-81410-00 | STATOR ASSY     | 1   | 1  |  |             |
| 5        | 6H4-11545-00 | KEY, WOODRUFF   | 1   | 1  |  |             |
| 6        | 90170-20137  | NUT             | 1   | 1  |  |             |
| 7        | 90201-21M18  | WASHER, PLATE   | 1   | 1  |  |             |
| 8        | 95023-06030  | BOLT            | 3   | 3  |  |             |
| 9        | 6C5-85561-00 | BASE, MAGNETO   | 1   | 1  |  |             |
| 10       | 95023-06030  | BOLT            | 4   | 4  |  |             |
| 11       | 99530-08012  | PIN, DOWEL      | 2   | 2  |  |             |
| 12       | 62Y-85580-00 | COIL, PULSER    | 1   | 1  |  |             |
| 13       | 97095-05012  | BOLT            | 2   | 2  |  |             |
| 14       | 92995-05600  | WASHER          | 2   | 2  |  |             |
| 15       | 90465-13M97  | CLAMP           | 1   | 1  |  |             |
| 16       | 6C5-13437-42 | MARK, CAUTION   | 1   | 1  |  | FOR OCE     |
|          | 6C5-13437-52 | MARK, CAUTION   | 1   | 1  |  | FOR CAN     |
| 17       | 6AH-81995-40 | LABEL, WARNING  | 1   | 1  |  | FOR CAN,OCE |
|          | 6AH-81995-70 | LABEL, WARNING  | 1   | 1  |  | FOR BRA     |
| 18       | 6AH-81995-50 | LABEL, WARNING  | 1   | 1  |  | FOR CAN     |
| 19       | 62Y-83626-00 | MARK 6          | 1   | 1  |  |             |
| 20       | 6AH-81994-40 | LABEL, SAFETY   | 1   | 1  |  | FOR CAN,OCE |
|          | 6AH-81994-70 | LABEL, SAFETY   | 1   | 1  |  | FOR BRA     |
| 21       | 6AH-81994-50 | LABEL, SAFETY   | 1   | 1  |  | FOR CAN     |
| 22       | 6AG-81996-00 | MARK            | 1   | 1  |  |             |

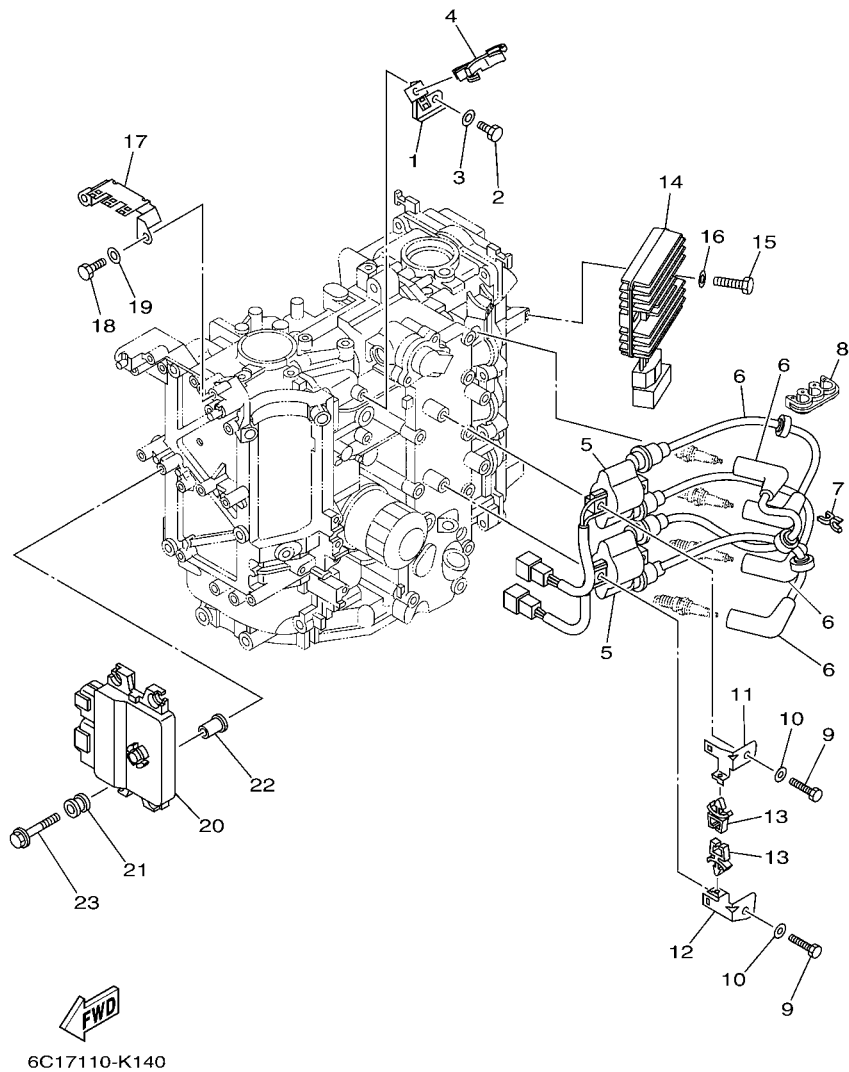
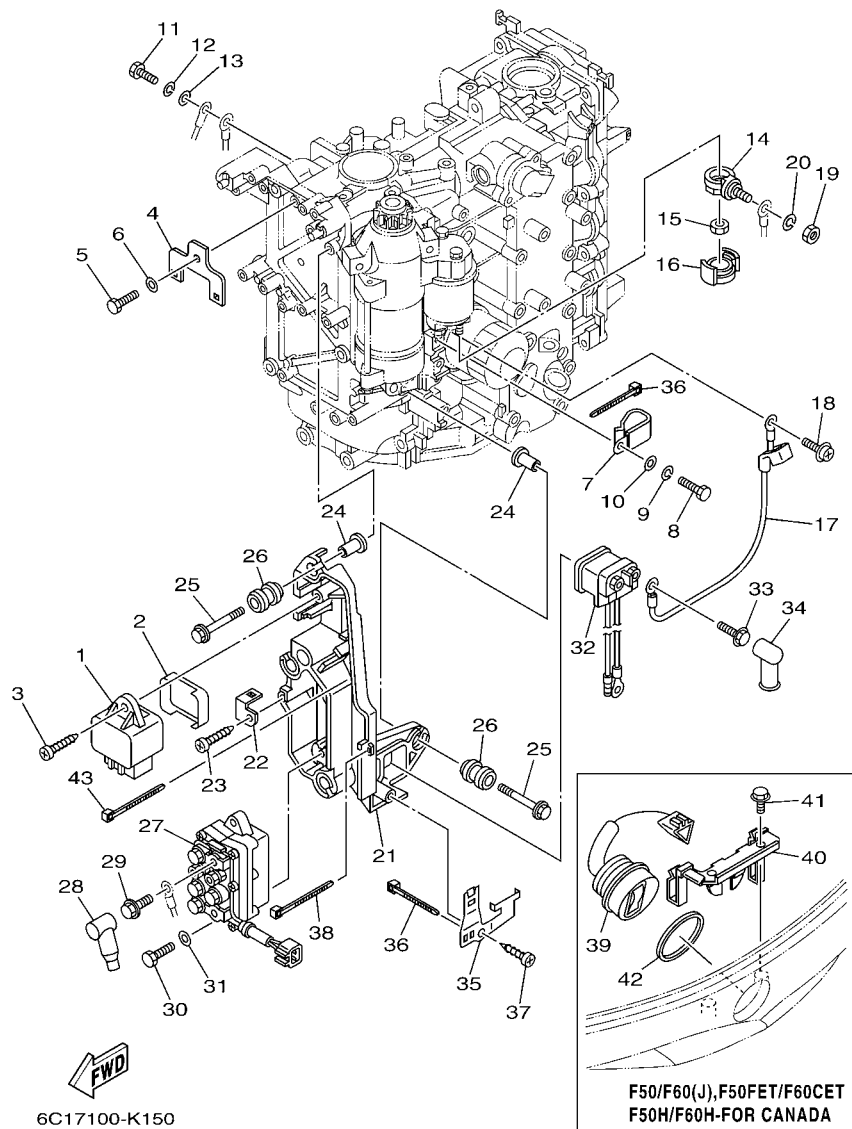


FIG. 14 ELECTRICAL 1

| REF. NO. | PART NO.     | DESCRIPTION                | EHT | ET |  | REMARKS      |
|----------|--------------|----------------------------|-----|----|--|--------------|
| 1        | 6C5-85525-00 | PLATE                      | 1   | 1  |  |              |
| 2        | 97095-06014  | BOLT                       | 1   | 1  |  |              |
| 3        | 92995-06600  | WASHER                     | 1   | 1  |  |              |
| 4        | 90464-18246  | CLAMP                      | 1   | 1  |  |              |
| 5        | 63P-82310-01 | IGNITION COIL ASSY         | 2   | 2  |  |              |
| 6        | 6C5-82340-01 | HIGH TENSION CORD ASSY 1   | 4   | 4  |  |              |
| 7        | 90464-07M41  | CLAMP                      | 2   | 2  |  |              |
| 8        | 90464-07M05  | CLAMP                      | 1   | 1  |  |              |
| 9        | 97095-06025  | BOLT                       | 4   | 4  |  |              |
| 10       | 92995-06600  | WASHER                     | 4   | 4  |  |              |
| 11       | 6C5-82316-01 | BRACKET, IGNITION COIL     | 1   | 1  |  |              |
| 12       | 6C5-82316-11 | BRACKET, IGNITION COIL     | 1   | 1  |  |              |
| 13       | 90464-06001  | CLAMP                      | 2   | 2  |  |              |
| 14       | 68V-81960-10 | RECTIFIER & REGULATOR ASSY | 1   | 1  |  |              |
| 15       | 97095-06025  | BOLT                       | 2   | 2  |  |              |
| 16       | 92995-06600  | WASHER                     | 2   | 2  |  |              |
| 17       | 6C5-82171-00 | STAY, FUSE BOX             | 1   | 1  |  |              |
| 18       | 97095-06014  | BOLT                       | 2   | 2  |  |              |
| 19       | 92995-06600  | WASHER                     | 2   | 2  |  |              |
| 20       | 6C1-8591A-32 | ENGINE CONTROL UNIT ASSY   | 1   | 1  |  | F50,F50F     |
|          | 6C5-8591A-32 | ENGINE CONTROL UNIT ASSY   | 1   | 1  |  | F60(J),F60C  |
|          | 6C5-8591A-42 | ENGINE CONTROL UNIT ASSY   |     | 1  |  | F60C-FOR BRA |
| 21       | 6C5-82317-00 | DAMPER, IGNITION COIL      | 4   | 4  |  |              |
| 22       | 90387-06119  | COLLAR                     | 4   | 4  |  |              |
| 23       | 90119-06M59  | BOLT, WITH WASHER          | 4   | 4  |  |              |



**FIG. 15 ELECTRICAL 2**

| REF. NO. | PART NO.     | DESCRIPTION           | EHT | ET | REMARKS |
|----------|--------------|-----------------------|-----|----|---------|
| 1        | 60E-81950-00 | RELAY ASSY            | 1   | 1  |         |
| 2        | 6C5-81336-00 | GROMMET               | 1   | 1  |         |
| 3        | 97780-60620  | SCREW, TAPPING        | 1   | 1  |         |
| 4        | 6C5-8257V-00 | PLATE, CONNECTOR      | 1   | 1  |         |
| 5        | 97095-06014  | BOLT                  | 1   | 1  |         |
| 6        | 92995-06600  | WASHER                | 1   | 1  |         |
| 7        | 90465-05M87  | CLAMP                 | 1   | 1  |         |
| 8        | 97095-06020  | BOLT                  | 4   | 4  |         |
| 9        | 92995-06100  | WASHER, SPRING        | 4   | 4  |         |
| 10       | 92995-06600  | WASHER                | 4   | 4  |         |
| 11       | 97095-06020  | BOLT                  | 1   | 1  |         |
| 12       | 92995-06100  | WASHER, SPRING        | 1   | 1  |         |
| 13       | 92995-06600  | WASHER                | 1   | 1  |         |
| 14       | 60V-81925-00 | TERMINAL              | 1   | 1  |         |
| 15       | 90179-08003  | NUT                   | 1   | 1  |         |
| 16       | 68F-82582-00 | COVER, WIRE HARNESS   | 1   | 1  |         |
| 17       | 6C5-81815-00 | CORD, STARTER MOTOR   | 1   | 1  |         |
| 18       | 90159-04005  | SCREW, WITH WASHER    | 1   | 1  |         |
| 19       | 95333-08600  | NUT                   | 1   | 1  |         |
| 20       | 92903-08100  | WASHER, SPRING        | 1   | 1  |         |
| 21       | 6C5-81948-00 | BRACKET               | 1   | 1  |         |
| 22       | 6C5-85548-00 | HOLDER                | 1   | 1  |         |
| 23       | 97780-60620  | SCREW, TAPPING        | 1   | 1  |         |
| 24       | 90387-06119  | COLLAR                | 4   | 4  |         |
| 25       | 90119-06M59  | BOLT, WITH WASHER     | 4   | 4  |         |
| 26       | 6A0-82317-00 | DAMPER, IGNITION COIL | 4   | 4  |         |
| 27       | 63P-81950-00 | RELAY ASSY            | 1   | 1  |         |



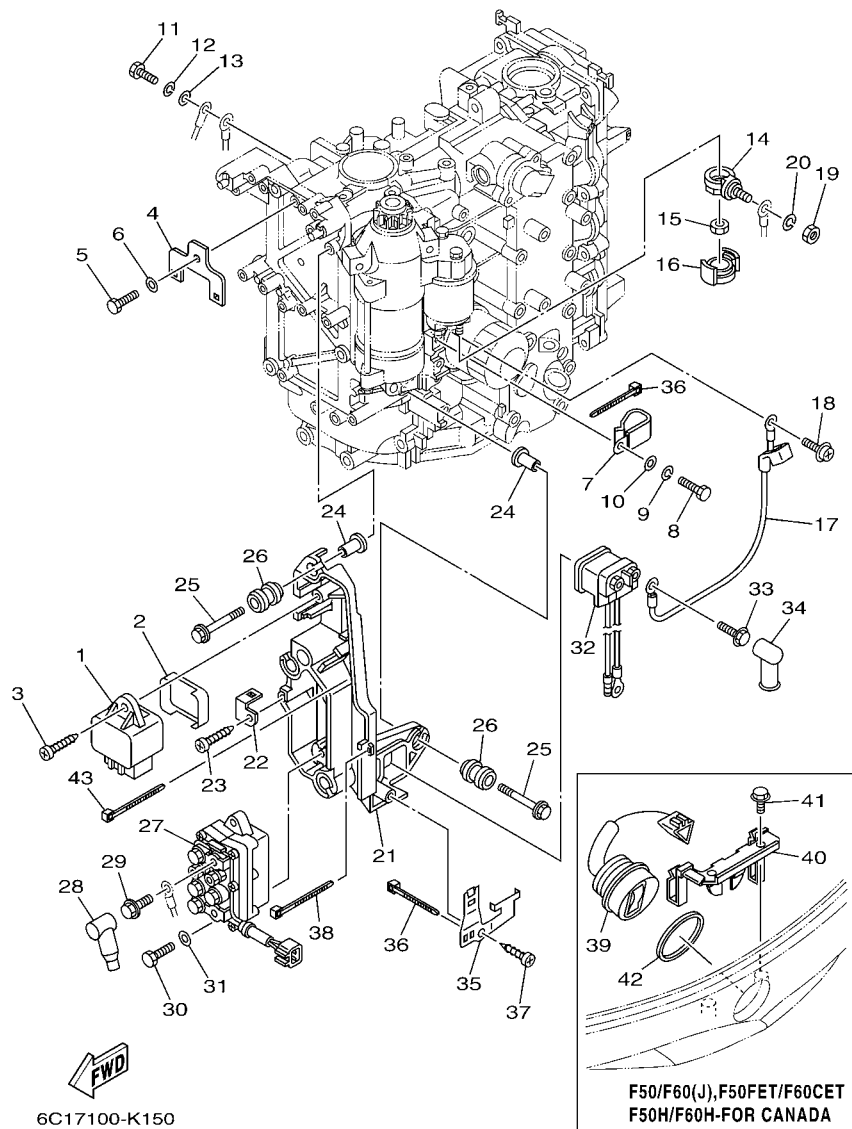
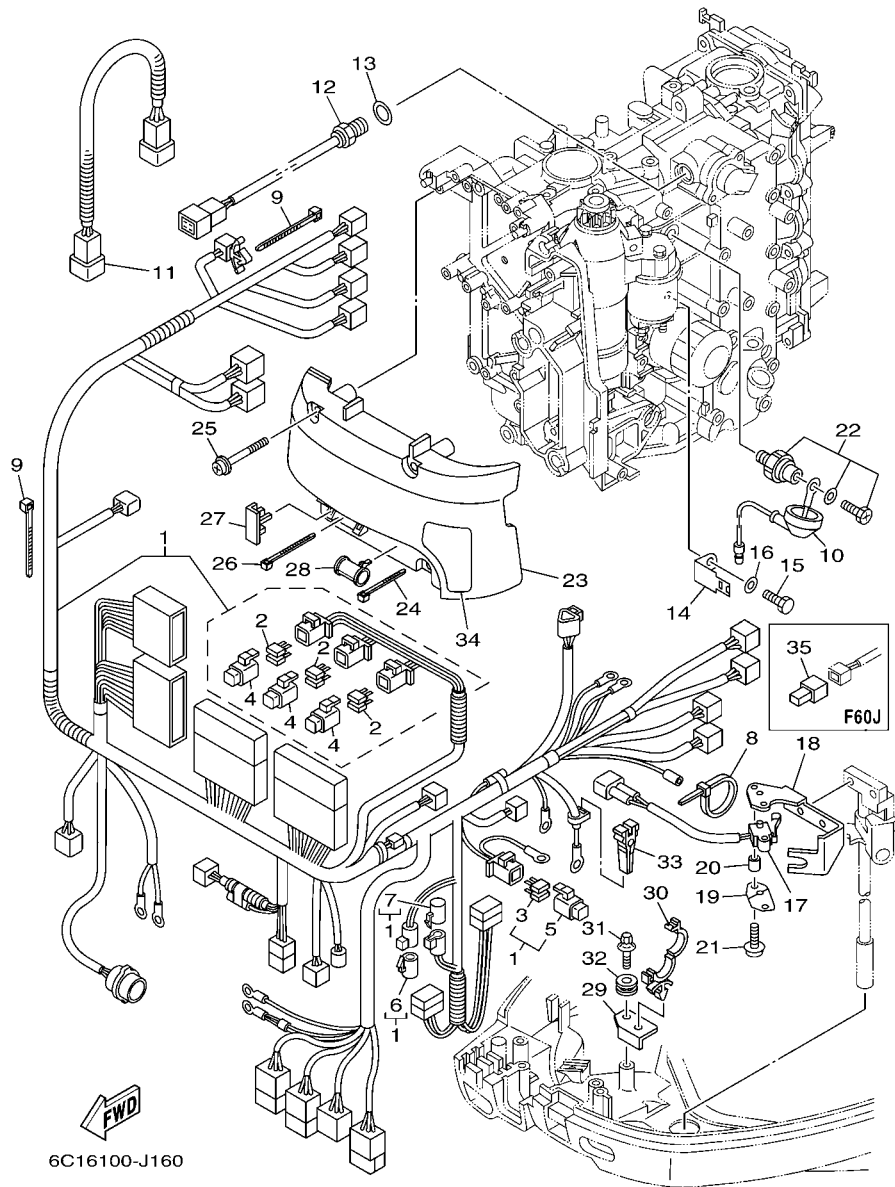


FIG. 15 ELECTRICAL 2

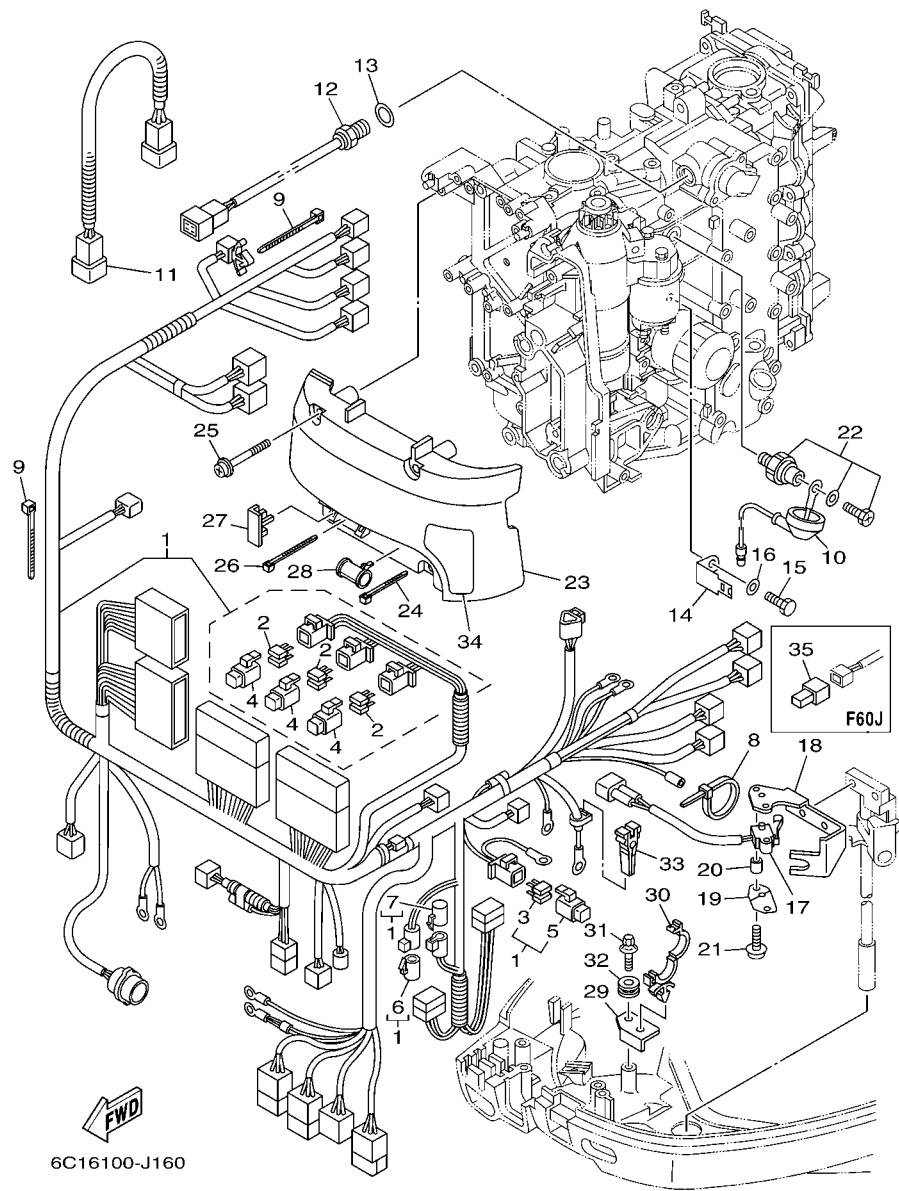
| REF. NO. | PART NO.     | DESCRIPTION             | EHT | ET | REMARKS     |
|----------|--------------|-------------------------|-----|----|-------------|
| 28       | 682-82119-01 | COVER, LEAD WIRE        | 2   | 2  |             |
| 29       | 97595-06610  | BOLT, WITH WASHER       | 2   | 2  |             |
| 30       | 97095-06020  | BOLT                    | 2   | 2  |             |
| 31       | 92995-06600  | WASHER                  | 2   | 2  |             |
| 32       | 68V-8194A-00 | RELAY                   | 1   | 1  |             |
| 33       | 97595-06610  | BOLT, WITH WASHER       | 2   | 2  |             |
| 34       | 6G5-82119-00 | COVER, LEAD WIRE        | 2   | 2  |             |
| 35       | 6C5-81953-00 | STAY, RELAY             | 1   | 1  |             |
| 36       | 90465-11M10  | CLAMP                   | 2   | 2  |             |
| 37       | 97780-60620  | SCREW, TAPPING          | 1   | 1  |             |
| 38       | 90465-13M97  | CLAMP                   | 1   | 1  |             |
| 39       | 63D-82563-10 | TRIM & TILT SWITCH ASSY | 1   | 1  | EHT-FOR CAN |
| 40       | 6C5-83614-01 | BRACKET                 | 1   | 1  | EHT-FOR CAN |
| 41       | 90109-06M86  | BOLT                    | 1   |    | FOR OCE     |
|          | 90109-06M86  | BOLT                    | 2   | 2  | EHT-FOR CAN |
| 42       | 6E5-82587-00 | GASKET                  | 1   | 1  | EHT-FOR CAN |
| 43       | 90465-13M97  | CLAMP                   | 2   | 2  |             |



6C16100-J160

FIG. 16 ELECTRICAL 3

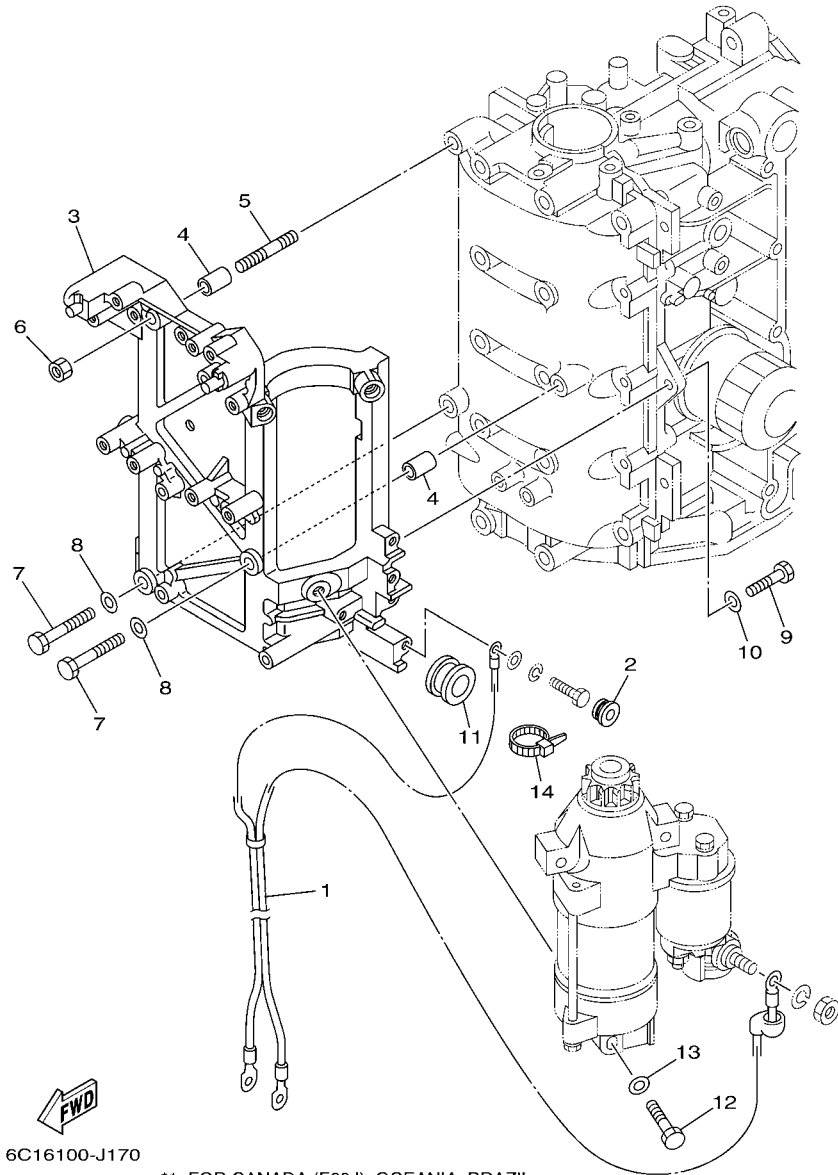
| REF. NO. | PART NO.     | DESCRIPTION              | EHT | ET |  | REMARKS          |
|----------|--------------|--------------------------|-----|----|--|------------------|
| 1        | 6C5-82590-40 | WIRE HARNESS ASSY        | 1   | 1  |  |                  |
|          | 6C5-82590-60 | WIRE HARNESS ASSY        | 1   |    |  | FOR OCE          |
| 2        | 67F-82151-00 | .FUSE (20A)              | 6   | 6  |  |                  |
| 3        | 67F-82151-10 | .FUSE (30A)              | 2   | 2  |  |                  |
| 4        | 67F-8215B-10 | .CAP (YELLOW)            | 3   | 3  |  |                  |
| 5        | 67F-8215B-20 | .CAP (GREEN)             | 1   | 1  |  |                  |
| 6        | 6P2-82582-00 | .CAP 1 (FEMALE)          | 1   | 1  |  | FOR 6C5-82590-40 |
| 7        | 6P2-82582-10 | .CAP 1 (MALE)            | 1   | 1  |  | FOR 6C5-82590-40 |
| 8        | 90465-13M24  | CLAMP                    | 1   | 1  |  |                  |
| 9        | 90465-13M11  | CLAMP                    | 2   | 2  |  |                  |
| 10       | 68V-81315-00 | LEAD WIRE ASSY           | 1   | 1  |  |                  |
| 11       | 6C5-82553-00 | EXTENSION, WIRE LEAD     | 1   | 1  |  |                  |
| 12       | 6CJ-85790-00 | THERMOSENSOR ASSY        | 1   | 1  |  |                  |
| 13       | 90430-14115  | GASKET                   | 1   | 1  |  |                  |
| 14       | 6C5-82388-00 | PLATE                    | 1   | 1  |  |                  |
| 15       | 97095-06014  | BOLT                     | 1   | 1  |  |                  |
| 16       | 92995-06600  | WASHER                   | 1   | 1  |  |                  |
| 17       | 60V-8259F-00 | SWITCH ASSY              | 1   | 1  |  | EXCEPT F60J      |
| 18       | 6C5-82554-01 | STAY, NEUTRAL SWITCH     | 1   | 1  |  |                  |
| 19       | 61A-82588-01 | PLATE                    | 1   | 1  |  | EXCEPT F60J      |
| 20       | 90387-04001  | COLLAR                   | 1   | 1  |  | EXCEPT F60J      |
| 21       | 97985-04116  | SCREW, WITH WASHER       | 2   | 2  |  | EXCEPT F60J      |
| 22       | 64J-82504-00 | OIL PRESSURE SWITCH ASSY | 1   | 1  |  |                  |
| 23       | 6C5-81942-00 | COVER                    | 1   | 1  |  |                  |
| 24       | 90465-13M39  | CLAMP                    | 1   | 1  |  |                  |
| 25       | 90159-06M14  | SCREW, WITH WASHER       | 4   | 4  |  |                  |
| 26       | 90465-13M24  | CLAMP                    | 1   | 1  |  |                  |



6C16100-J160

FIG. 16 ELECTRICAL 3

| REF. NO. | PART NO.     | DESCRIPTION         | EHT | ET | REMARKS         |
|----------|--------------|---------------------|-----|----|-----------------|
| 27       | 6C5-82176-00 | DAMPER              | 2   | 2  |                 |
| 28       | 6C5-8252R-00 | DAMPER              | 1   | 1  |                 |
| 29       | 6C5-42811-00 | STAY                | 1   | 1  |                 |
| 30       | 90464-18007  | CLAMP               | 1   | 1  |                 |
| 31       | 90119-06077  | BOLT, WITH WASHER   | 1   | 1  |                 |
| 32       | 90480-13598  | GROMMET             | 1   | 1  |                 |
| 33       | 67F-2812A-00 | PULLER, FUSE        | 1   | 1  |                 |
| 34       | 6C5-81919-00 | GRAPHIC, REGULATOR  | 1   | 1  |                 |
| 35       | 68V-82582-10 | COVER, WIRE HARNESS | 1   |    | F60J(JET-DRIVE) |

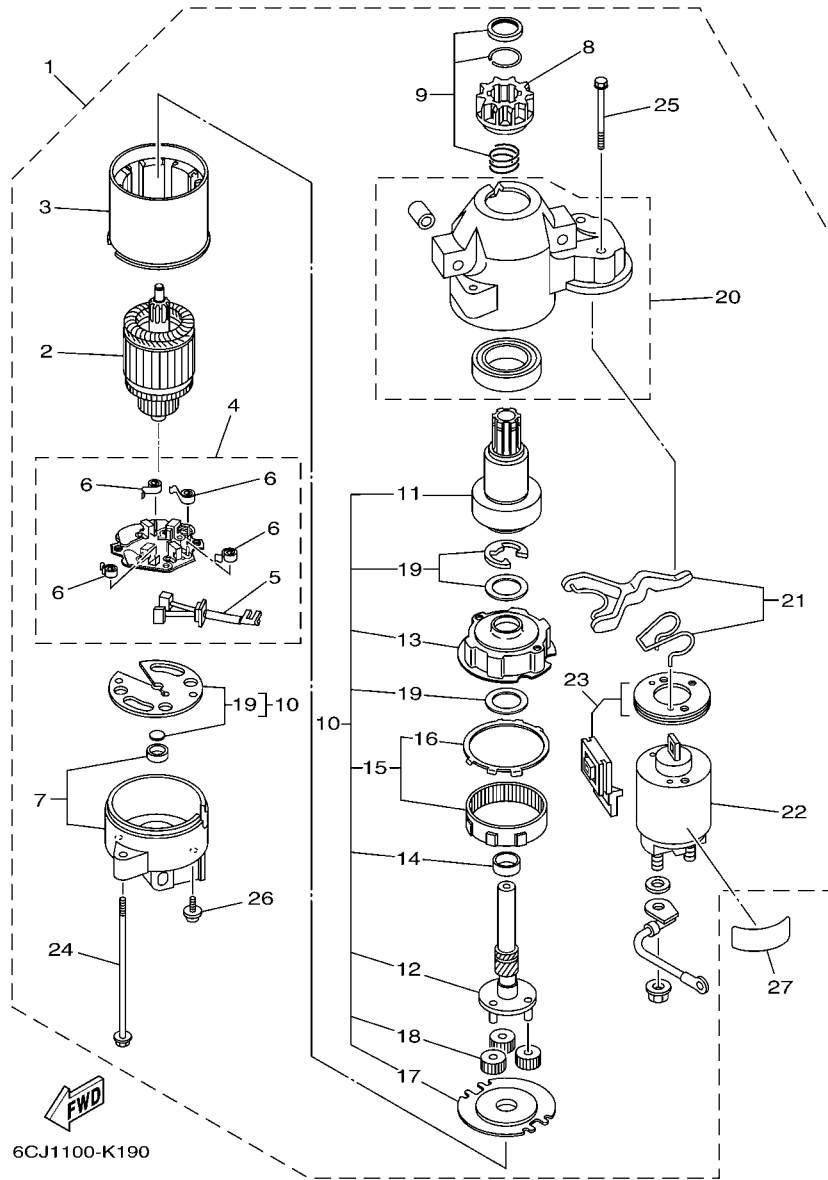


6C16100-J170

\*1: FOR CANADA (F60J), OCEANIA, BRAZIL  
 \*2: FOR CANADA (EXCEPT F60J)

FIG. 17 ELECTRICAL 4

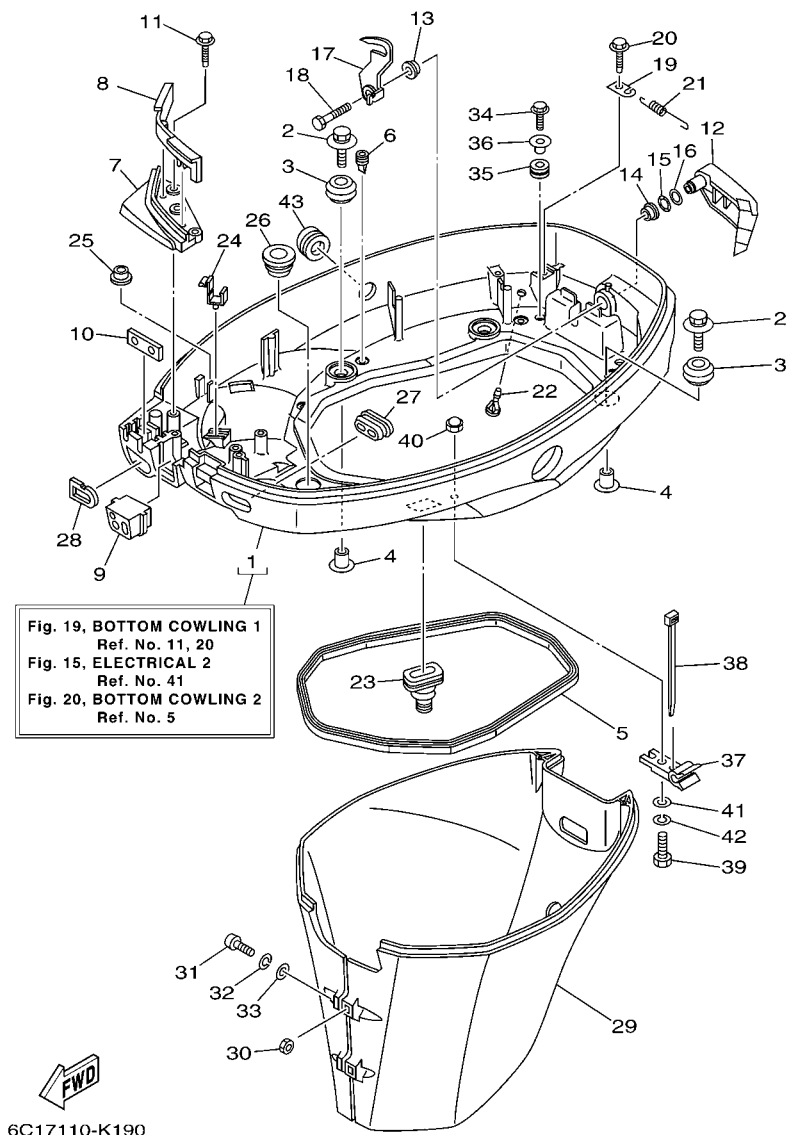
| REF. NO. | PART NO.        | DESCRIPTION             | EHT | ET |  | REMARKS |
|----------|-----------------|-------------------------|-----|----|--|---------|
| 1        | 6C5-82105-U0    | WIRE HARNESS            | 1   | 1  |  | *1      |
|          | 6C5-82105-00    | WIRE HARNESS            | 1   | 1  |  | *2      |
| 2        | 90480-12072     | GROMMET                 | 1   | 1  |  |         |
| 3        | 6C5-81822-00-94 | BRACKET, STARTING MOTOR | 1   | 1  |  |         |
| 4        | 99590-10114     | PIN, DOWEL              | 2   | 2  |  |         |
| 5        | 95680-08330     | BOLT, STUD              | 1   | 1  |  |         |
| 6        | 95380-08600     | NUT                     | 1   | 1  |  |         |
| 7        | 97095-08035     | BOLT                    | 2   | 2  |  |         |
| 8        | 92995-08600     | WASHER                  | 2   | 2  |  |         |
| 9        | 97095-08025     | BOLT                    | 2   | 2  |  |         |
| 10       | 92995-08600     | WASHER                  | 2   | 2  |  |         |
| 11       | 90480-24003     | GROMMET                 | 1   | 1  |  |         |
| 12       | 97013-08045     | BOLT                    | 3   | 3  |  |         |
| 13       | 92903-08600     | WASHER, PLATE           | 3   | 3  |  |         |
| 14       | 90465-13M18     | CLAMP                   | 1   | 1  |  |         |



6CJ1100-K190

FIG. 18 STARTING MOTOR

| REF. NO. | PART NO.     | DESCRIPTION                | EHT | ET | REMARKS |
|----------|--------------|----------------------------|-----|----|---------|
| 1        | 6CJ-81800-00 | STARTING MOTOR ASSY        | 1   | 1  |         |
| 2        | 67F-81850-00 | .ARMATURE ASSY             | 1   | 1  |         |
| 3        | 67F-81810-00 | .STATOR ASSY               | 1   | 1  |         |
| 4        | 69J-81840-00 | .BRUSH HOLDER ASSY         | 1   | 1  |         |
| 5        | 69J-81801-00 | ..BRUSH SET                | 1   | 1  |         |
| 6        | 67F-81813-00 | ..SPRING, BRUSH            | 4   | 4  |         |
| 7        | 68F-81820-00 | .REAR BRACKET ASSY         | 1   | 1  |         |
| 8        | 67F-81808-00 | .PINION ASSY               | 1   | 1  |         |
| 9        | 67F-81857-00 | .PINION STOPPER SET        | 1   | 1  |         |
| 10       | 67F-81807-00 | .GEAR ASSY, STARTING MOTOR | 1   | 1  |         |
| 11       | 67F-81832-00 | ..CLUTCH, OVER RUN         | 1   | 1  |         |
| 12       | 67F-81836-00 | ..SHAFT, PINION            | 1   | 1  |         |
| 13       | 67F-81821-00 | ..BRACKET, CENTER 1        | 1   | 1  |         |
| 14       | 67F-81841-00 | ..BEARING                  | 1   | 1  |         |
| 15       | 67F-81891-00 | ..GEAR, RING               | 1   | 1  |         |
| 16       | 67F-8183R-00 | ...GASKET                  | 1   | 1  |         |
| 17       | 67F-81830-00 | ..BRACKET, CENTER 2        | 1   | 1  |         |
| 18       | 60V-8183T-00 | ..GEAR, IDLER              | 3   | 3  |         |
| 19       | 67F-81809-00 | ..WASHER KIT               | 1   | 1  |         |
| 20       | 60X-81842-00 | .COVER                     | 1   | 1  |         |
| 21       | 6C5-81839-00 | .LEVER ASSY                | 1   | 1  |         |
| 22       | 6C5-81941-00 | .STARTER RELAY ASSY        | 1   | 1  |         |
| 23       | 6C5-81869-00 | .COVER, DUST               | 1   | 1  |         |
| 24       | 6K7-81826-11 | .BOLT                      | 2   | 2  |         |
| 25       | 69J-81828-00 | .BOLT 2                    | 2   | 2  |         |
| 26       | 67F-81846-00 | .SCREW                     | 2   | 2  |         |
| 27       | 67F-83627-01 | LABEL, CAUTION 7           | 1   | 1  |         |

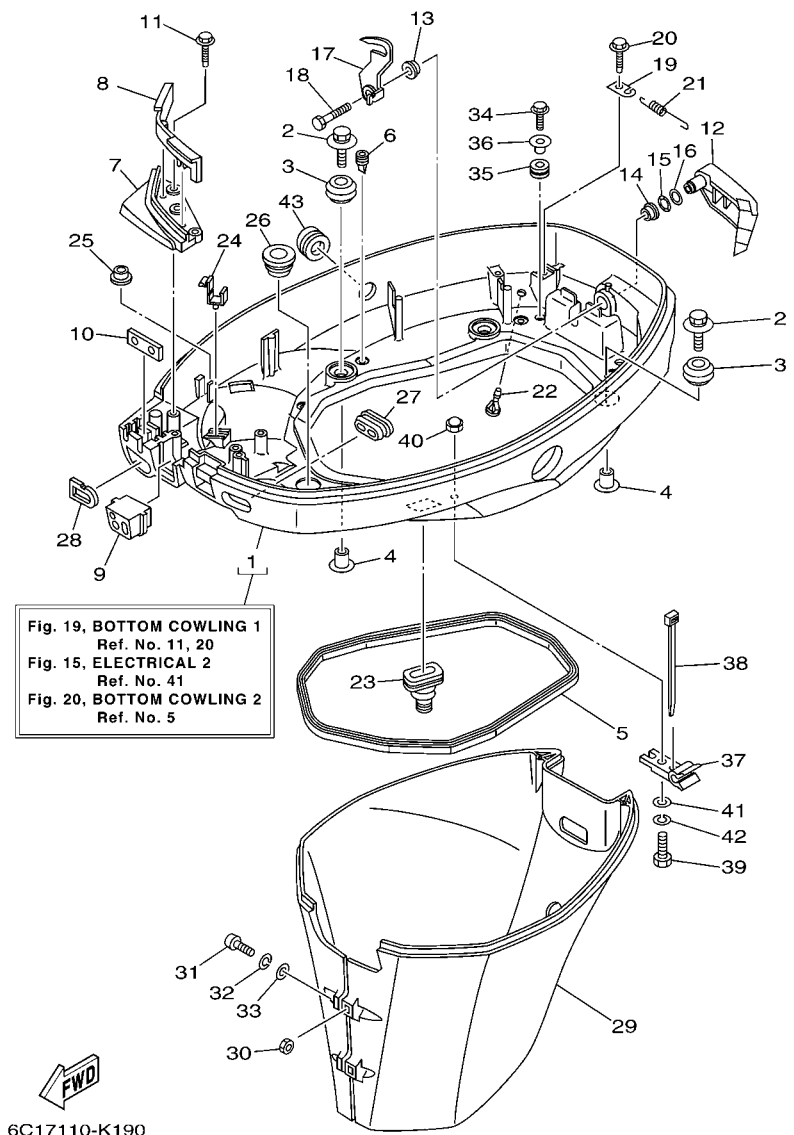


6C17110-K190

FIG. 19 BOTTOM COWLING 1

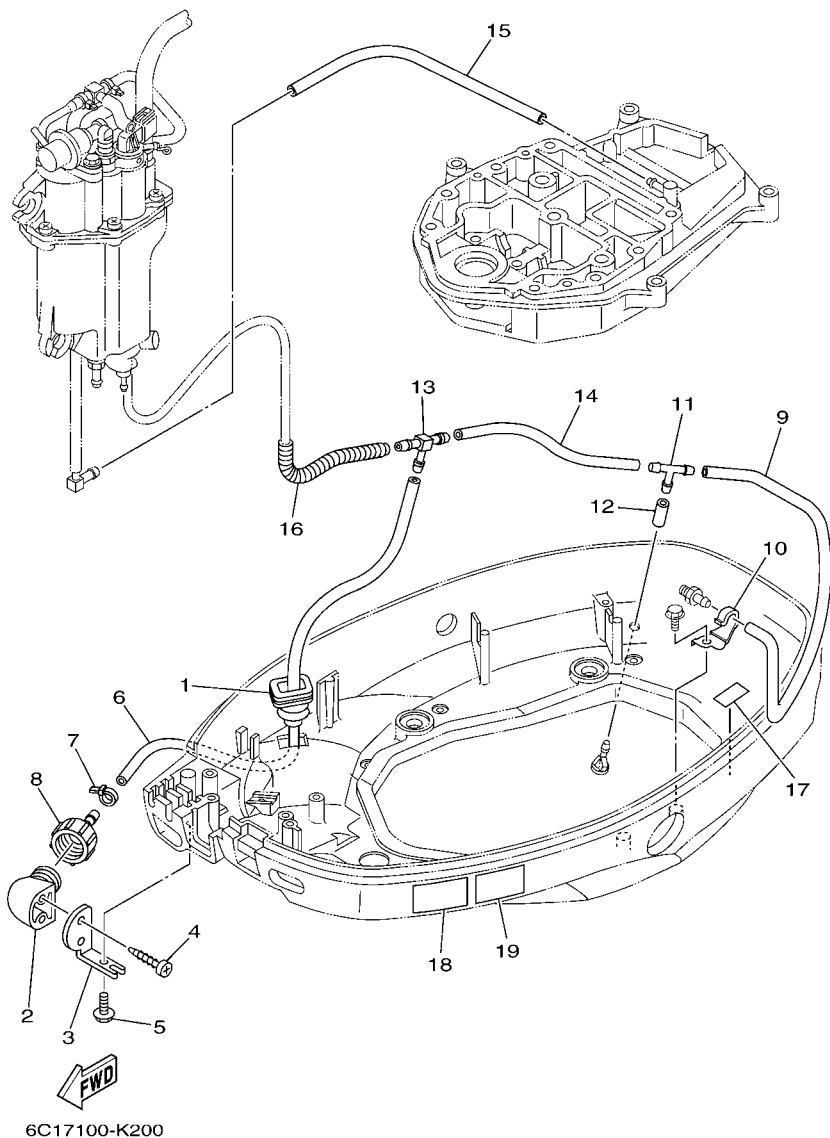
| REF. NO. | PART NO.        | DESCRIPTION           | EHT | ET | REMARKS     |
|----------|-----------------|-----------------------|-----|----|-------------|
| 1        | 6C5-42710-00-8D | BOTTOM COWLING ASSY   | 1   |    | FOR OCE     |
|          | 6C5-42710-10-8D | BOTTOM COWLING ASSY   | 1   | 1  | EHT-FOR CAN |
| 2        | 90119-06M61     | BOLT, WITH WASHER     | 4   | 4  |             |
| 3        | 6BG-42748-00    | GROMMET               | 4   | 4  |             |
| 4        | 90387-06060     | COLLAR                | 4   | 4  |             |
| 5        | 62Y-42716-00    | RUBBER, SEAL 1        | 1   | 1  |             |
| 6        | 65W-42717-00    | RUBBER, SEAL 2        | 4   | 4  |             |
| 7        | 6C5-42738-00-8D | PLATE, FITTING        | 1   | 1  |             |
| 8        | 6C5-42718-00    | RUBBER, SEAL 3        | 1   | 1  |             |
| 9        | 6C5-42725-30    | GROMMET               | 1   | 1  |             |
| 10       | 62Y-42727-00    | GROMMET               | 1   | 1  |             |
| 11       | 90109-06M81     | BOLT                  | 3   | 3  |             |
| 12       | 67C-42815-00-8D | LEVER, CLAMP          | 1   | 1  |             |
| 13       | 90386-12M37     | BUSH                  | 1   | 1  |             |
| 14       | 90386-12MA2     | BUSH                  | 1   | 1  |             |
| 15       | 90206-12052     | WASHER, WAVE          | 1   | 1  |             |
| 16       | 90201-12M07     | WASHER, PLATE         | 1   | 1  |             |
| 17       | 67C-42816-01    | LEVER, CLAMP          | 1   | 1  |             |
| 18       | 97095-06014     | BOLT                  | 1   | 1  |             |
| 19       | 66T-43144-00    | HOOK, SPRING          | 1   | 1  |             |
| 20       | 90109-06M86     | BOLT                  | 1   | 1  |             |
| 21       | 90506-18M40     | SPRING, TENSION       | 1   | 1  |             |
| 22       | 6BL-44391-00    | NIPPLE, HOSE          | 1   | 1  |             |
| 23       | 6BG-42724-00    | GROMMET               | 1   | 1  |             |
| 24       | 90464-09M13     | CLAMP                 | 1   | 1  |             |
| 25       | 6E7-82317-00    | DAMPER, IGNITION COIL | 1   | 1  |             |
| 26       | 68U-42727-00    | GROMMET               | 1   | 1  |             |

**FIG. 19 BOTTOM COWLING 1**



| REF. NO. | PART NO.        | DESCRIPTION     | EHT | ET | REMARKS |
|----------|-----------------|-----------------|-----|----|---------|
| 27       | 6H3-42727-00    | GROMMET         | 1   | 1  |         |
| 28       | 61N-24329-00    | SEAL            | 1   | 1  |         |
| 29       | 67C-42741-10-8D | APRON           | 1   | 1  |         |
| 30       | 95380-06600     | NUT, HEXAGON    | 2   | 2  |         |
| 31       | 97880-06025     | SCREW, PAN HEAD | 2   | 2  |         |
| 32       | 92990-06100     | WASHER, SPRING  | 2   | 2  |         |
| 33       | 92990-06600     | WASHER, PLATE   | 2   | 2  |         |
| 34       | 90109-06M80     | BOLT            | 2   | 2  |         |
| 35       | 90480-13M24     | GROMMET         | 2   | 2  |         |
| 36       | 90387-06M43     | COLLAR          | 2   | 2  |         |
| 37       | 90464-09M49     | CLAMP           | 1   | 1  |         |
| 38       | 90465-11M10     | CLAMP           | 2   | 2  |         |
| 39       | 97095-06020     | BOLT            | 1   | 1  |         |
| 40       | 95380-06800     | NUT             | 1   | 1  |         |
| 41       | 92990-06600     | WASHER, PLATE   | 1   | 1  |         |
| 42       | 92995-06100     | WASHER, SPRING  | 1   | 1  |         |
| 43       | 6C5-42726-00    | GROMMET         | 1   | 1  |         |
| -----    |                 |                 |     |    |         |
| -----    |                 |                 |     |    |         |
| -----    |                 |                 |     |    |         |
| -----    |                 |                 |     |    |         |

**FIG. 20 BOTTOM COWLING 2**



| REF. NO. | PART NO.     | DESCRIPTION              | EHT | ET |  |  | REMARKS     |
|----------|--------------|--------------------------|-----|----|--|--|-------------|
| 1        | 65W-42724-10 | GROMMET                  | 1   | 1  |  |  |             |
| 2        | 68T-12572-00 | ADAPTER                  | 1   | 1  |  |  |             |
| 3        | 69W-12535-00 | PLATE                    | 1   | 1  |  |  |             |
| 4        | 90167-06002  | SCREW, TAPPING           | 2   | 2  |  |  |             |
| 5        | 90109-06M80  | BOLT                     | 1   | 1  |  |  |             |
| 6        | 6C5-24312-00 | PIPE 2                   | 1   | 1  |  |  |             |
| 7        | 90465-11M10  | CLAMP                    | 1   | 1  |  |  |             |
| 8        | 6R3-12580-00 | JOINT ASSY               | 1   | 1  |  |  |             |
| 9        | 90445-09226  | HOSE (L390)              | 1   | 1  |  |  |             |
| 10       | 90462-08031  | CLAMP                    | 1   | 1  |  |  |             |
| 11       | 688-24378-00 | PIPE, JOINT 3            | 1   | 1  |  |  |             |
| 12       | 90445-09220  | HOSE (L30)               | 1   | 1  |  |  |             |
| 13       | 6C5-24378-00 | PIPE, JOINT 3            | 1   | 1  |  |  |             |
| 14       | 90445-09091  | HOSE (L135)              | 1   | 1  |  |  |             |
| 15       | 90445-09304  | HOSE (L310)              | 1   | 1  |  |  |             |
| 16       | 90447-10006  | TUBE                     | 1   | 1  |  |  |             |
| 17       | 6C5-82377-00 | LABEL                    | 1   | 1  |  |  |             |
| 18       | 6AH-42794-40 | LABEL, WARNING (GENERAL) | 1   | 1  |  |  | FOR CAN,OCE |
|          | 6AH-42794-70 | LABEL, WARNING (GENERAL) |     | 1  |  |  | FOR BRA     |
| 19       | 6AH-42794-50 | LABEL, WARNING (GENERAL) | 1   | 1  |  |  | FOR CAN     |



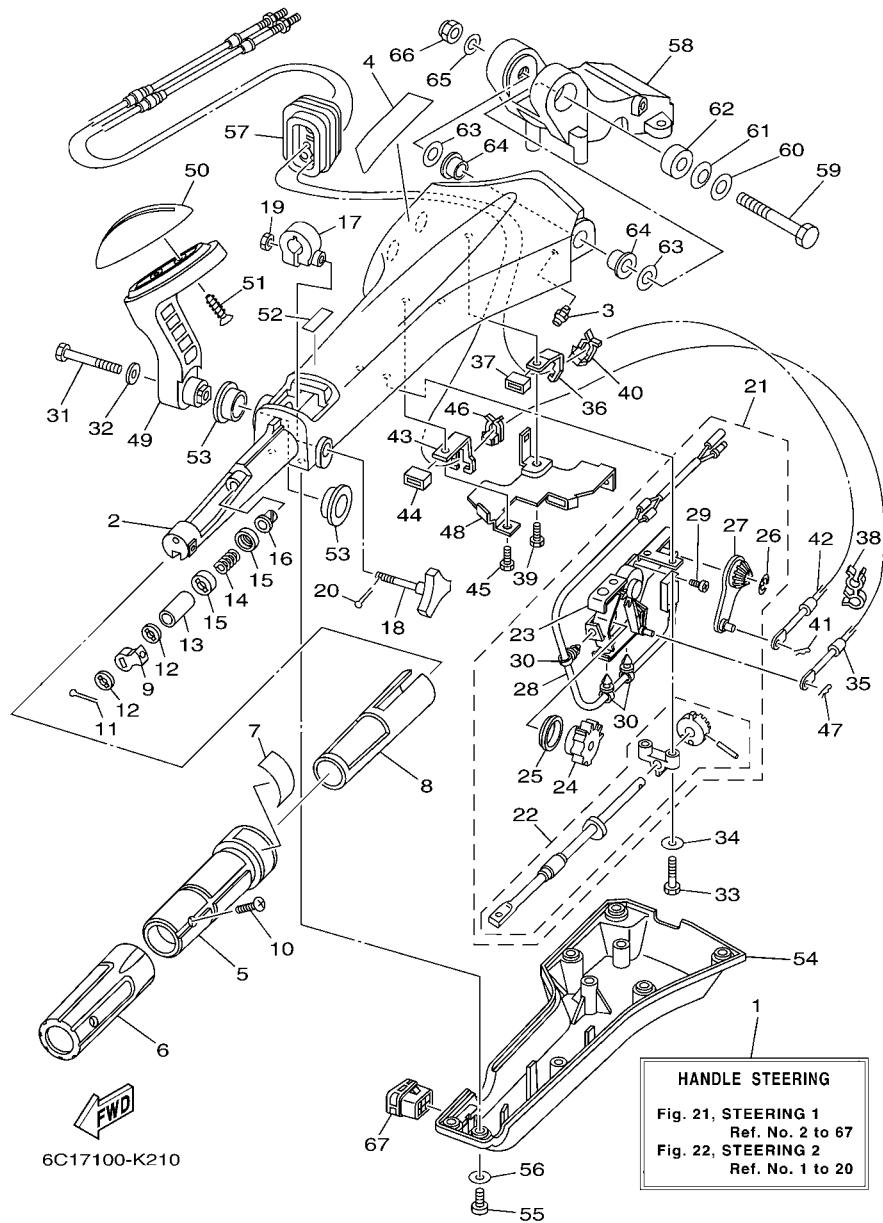
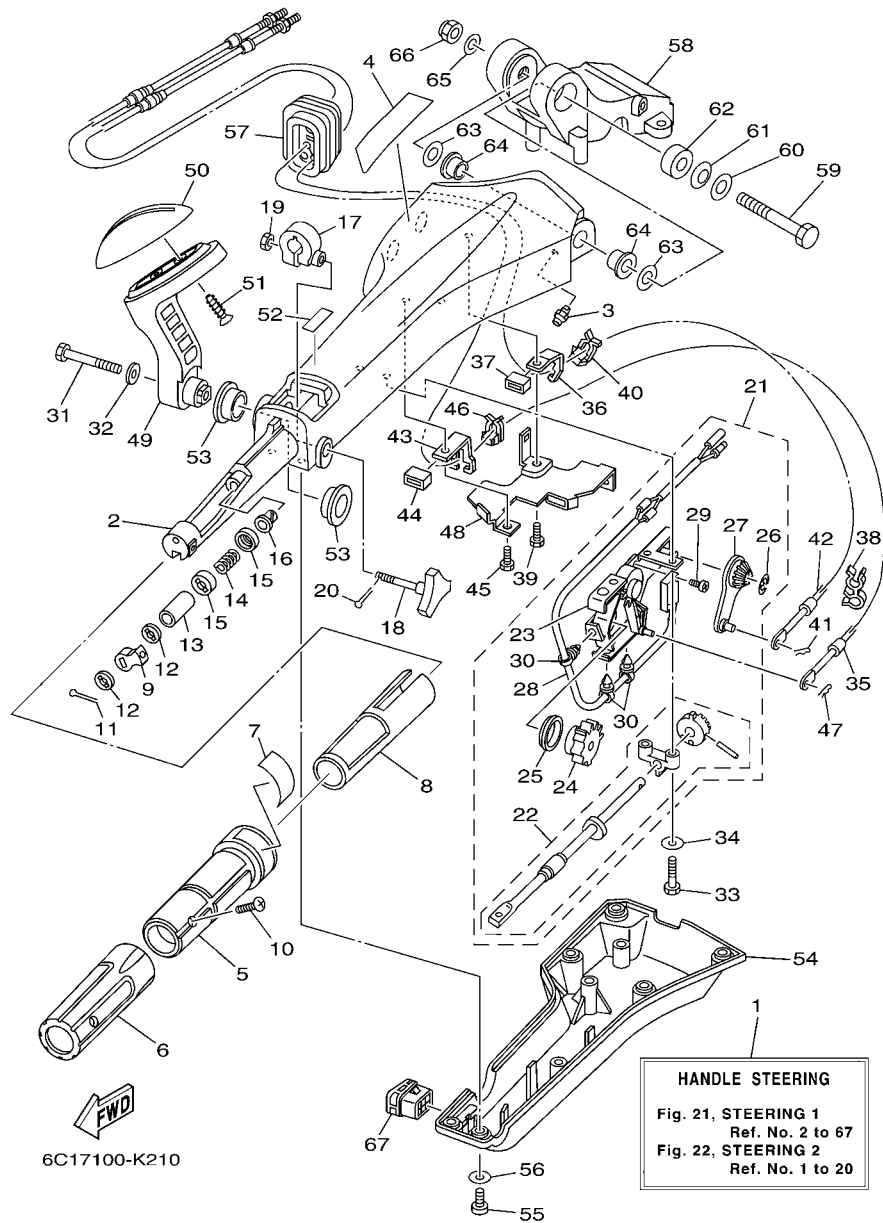


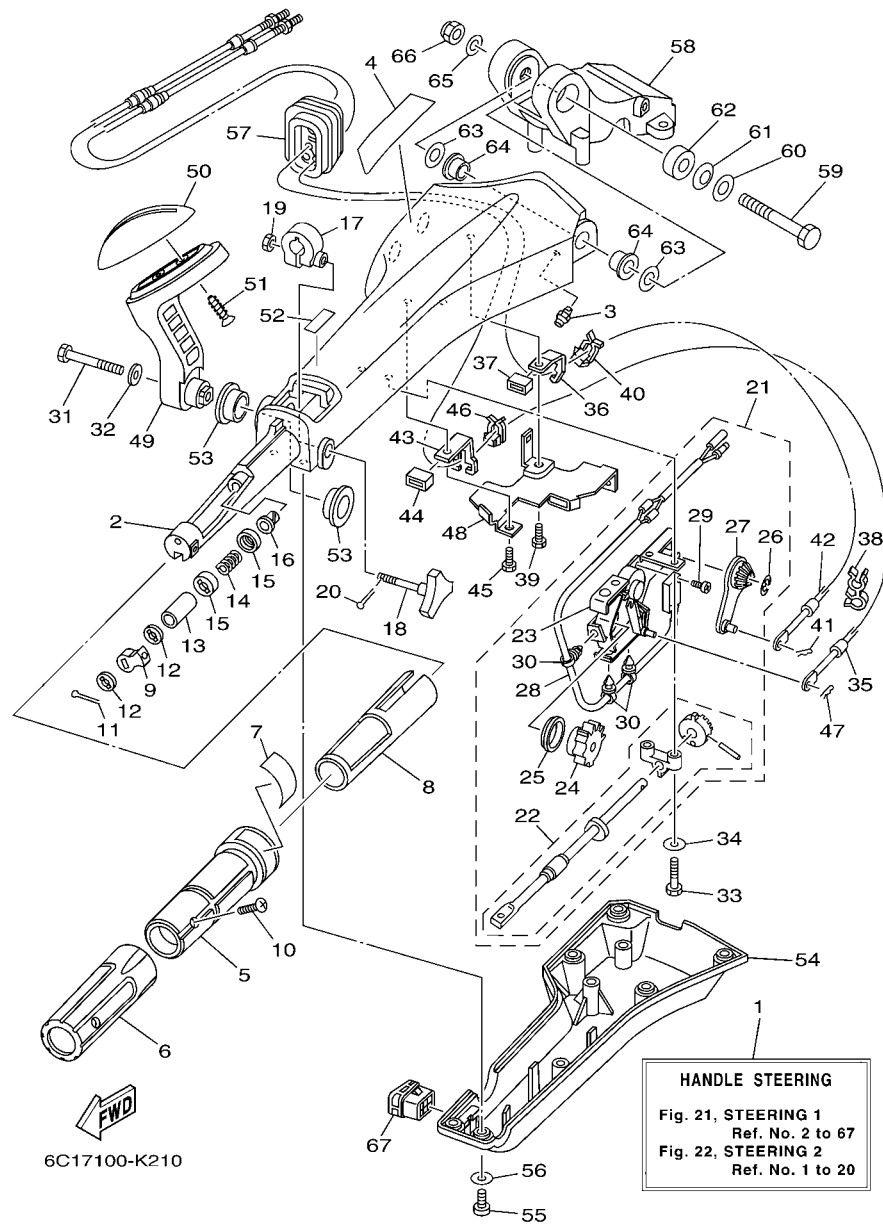
FIG. 21 STEERING 1

| REF. NO. | PART NO.        | DESCRIPTION                   | EHT | ET | REMARKS |
|----------|-----------------|-------------------------------|-----|----|---------|
| 1        | 6X4-42101-J3    | HANDLE, STEERING              | 1   |    |         |
| 2        | 6X4-42111-02-8D | HANDLE, STEERING              | 1   |    |         |
| 3        | 93700-06M03     | NIPPLE, GREASE                | 1   |    |         |
| 4        | 6X4-48215-00    | GRAPHIC                       | 1   |    |         |
| 5        | 6X4-42119-01    | GRIP, STEERING HANDLE         | 1   |    |         |
| 6        | 6X4-42177-00    | RUBBER, HANDLE                | 1   |    |         |
| 7        | 6X4-42137-00    | INDICATOR, THROTTLE           | 1   |    |         |
| 8        | 6X4-41291-00    | BUSHING                       | 1   |    |         |
| 9        | 6X4-44139-01    | COLLAR                        | 1   |    |         |
| 10       | 90152-05007     | SCREW, COUNTERSUNK            | 1   |    |         |
| 11       | 91490-20010     | PIN. COTTER                   | 1   |    |         |
| 12       | 6X4-44177-00    | WASHER                        | 2   |    |         |
| 13       | 6X4-42128-00    | COLLAR, DISTANCE 1            | 1   |    |         |
| 14       | 90501-23215     | SPRING, COMPRESSION           | 1   |    |         |
| 15       | 6X4-44188-00    | WASHER                        | 2   |    |         |
| 16       | 90386-08032     | BUSH                          | 1   |    |         |
| 17       | 63D-42126-00    | FRICION, STEERING HANDLE GRIP | 1   |    |         |
| 18       | 6X4-48154-00    | KNOB, THROTTLE                | 1   |    |         |
| 19       | 95380-06600     | NUT, HEXAGON                  | 1   |    |         |
| 20       | 91490-20010     | PIN. COTTER                   | 1   |    |         |
| 21       | 6X4-44100-00    | SHIFT LINK ASSY               | 1   |    |         |
| 22       | 6X4-42115-00    | .SHAFT, STEERING HANDLE       | 1   |    |         |
| 23       | 6X4-44102-00    | .SHIFT ASSIST ASSY.           | 1   |    |         |
| 24       | 6X4-47731-00    | .GEAR, DRIVE                  | 1   |    |         |
| 25       | 6X4-44132-00    | .BUSHING                      | 1   |    |         |
| 26       | 6X4-14137-00    | .CLIP                         | 1   |    |         |
| 27       | 6X4-48261-00    | .ARM, THROTTLE                | 1   |    |         |



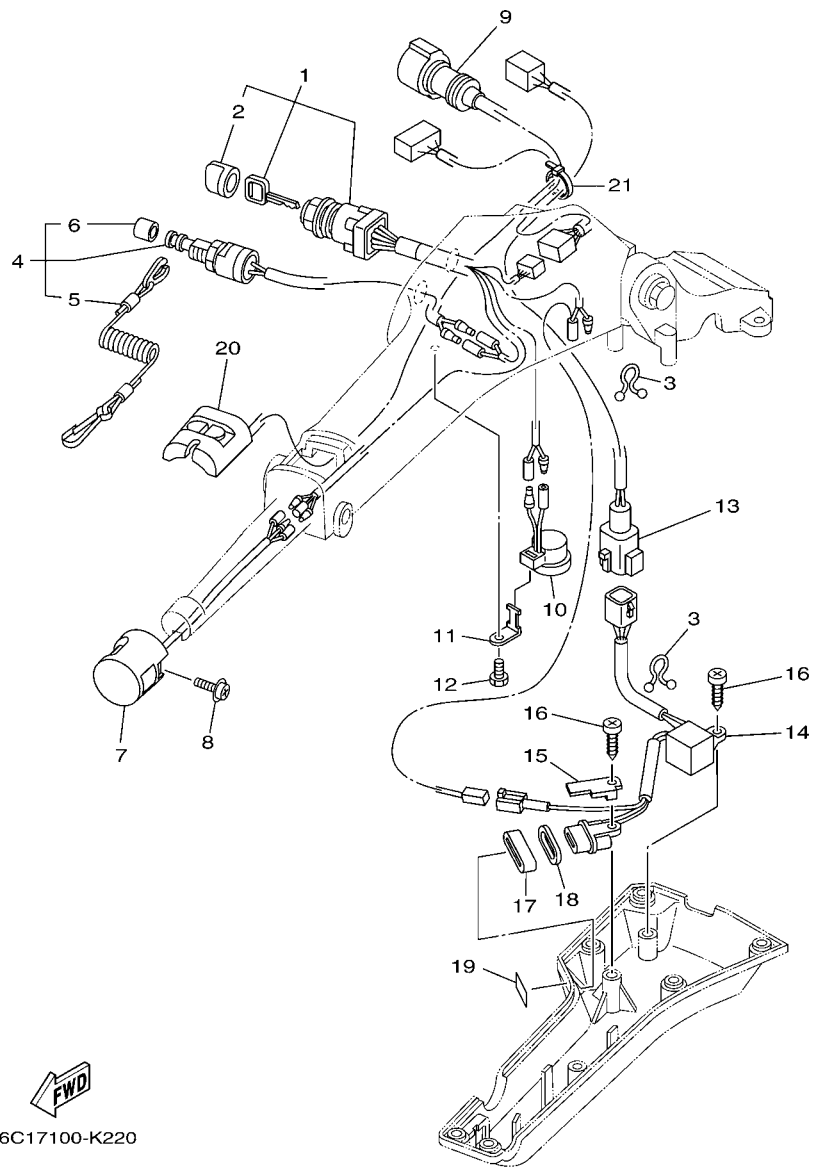
**FIG. 21 STEERING 1**

| REF. NO. | PART NO.        | DESCRIPTION            | EHT | ET | REMARKS |
|----------|-----------------|------------------------|-----|----|---------|
| 28       | 6X4-82540-00    | .NEUTRAL SWITCH ASSY   | 1   |    |         |
| 29       | 6A5-48129-10    | .SCREW 3               | 2   |    |         |
| 30       | 6X4-42821-00    | .BAND, CLAMP           | 3   |    |         |
| 31       | 97095-08040     | BOLT                   | 1   |    |         |
| 32       | 92995-08600     | WASHER                 | 1   |    |         |
| 33       | 97095-06030     | BOLT                   | 2   |    |         |
| 34       | 92995-06600     | WASHER                 | 2   |    |         |
| 35       | 67C-48321-11    | CABLE                  | 1   |    |         |
| 36       | 6X4-48538-00    | CLAMP, CABLE 1         | 1   |    |         |
| 37       | 6X4-26367-00    | PROTECTOR              | 1   |    |         |
| 38       | 90464-09M42     | CLAMP                  | 1   |    |         |
| 39       | 97095-06014     | BOLT                   | 1   |    |         |
| 40       | 63D-48538-00    | CLAMP, CABLE 1         | 1   |    |         |
| 41       | 90468-10005     | CLIP                   | 1   |    |         |
| 42       | 69W-26301-00    | THROTTLE CABLE ASSY    | 1   |    |         |
| 43       | 6X4-48538-10    | CLAMP, CABLE 1         | 1   |    |         |
| 44       | 6X4-26367-00    | PROTECTOR              | 1   |    |         |
| 45       | 97095-06014     | BOLT                   | 1   |    |         |
| 46       | 63D-48538-00    | CLAMP, CABLE 1         | 1   |    |         |
| 47       | 90468-10005     | CLIP                   | 1   |    |         |
| 48       | 6X4-42159-00    | STAY                   | 1   |    |         |
| 49       | 6X4-44159-00-8D | HANDLE, GEAR SHIFT     | 1   |    |         |
| 50       | 6X4-44173-00    | LEVER, SHIFT CONTROL   | 1   |    |         |
| 51       | 97780-60920     | SCREW, TAPPING         | 2   |    |         |
| 52       | 6G8-44191-00    | INDICATOR, SHIFT       | 1   |    |         |
| 53       | 90386-26MA3     | BUSH                   | 2   |    |         |
| 54       | 6X4-42131-11    | COVER, HANDLE STEERING | 1   |    |         |



**FIG. 21 STEERING 1**

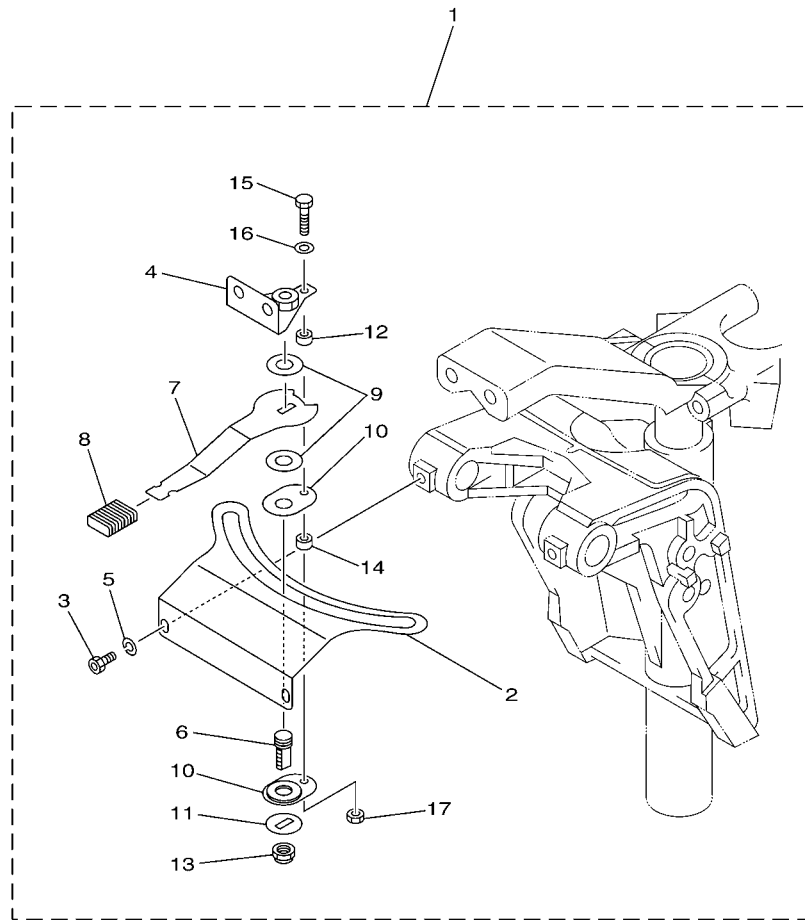
| REF. NO. | PART NO.        | DESCRIPTION       | EHT | ET |  |  | REMARKS |
|----------|-----------------|-------------------|-----|----|--|--|---------|
| 55       | 97885-06016     | SCREW, PAN HEAD   | 6   |    |  |  |         |
| 56       | 92995-06600     | WASHER            | 6   |    |  |  |         |
| 57       | 6X4-42725-01    | GROMMET           | 1   |    |  |  |         |
| 58       | 63D-42121-22-8D | BRACKET           | 1   |    |  |  |         |
| 59       | 90101-12014     | BOLT              | 1   |    |  |  |         |
| 60       | 92990-12200     | WASHER, PLAIN     | 1   |    |  |  |         |
| 61       | 90206-12M22     | WASHER, WAVE      | 1   |    |  |  |         |
| 62       | 90387-12M02     | COLLAR            | 1   |    |  |  |         |
| 63       | 90201-12035     | WASHER, PLATE     | 2   |    |  |  |         |
| 64       | 90386-12003     | BUSH              | 2   |    |  |  |         |
| 65       | 92990-12600     | WASHER, PLATE     | 1   |    |  |  |         |
| 66       | 90185-12M12     | NUT, SELF-LOCKING | 1   |    |  |  |         |
| 67       | 6X4-42728-10    | CAP               | 1   |    |  |  |         |
|          |                 |                   |     |    |  |  |         |
|          |                 |                   |     |    |  |  |         |
|          |                 |                   |     |    |  |  |         |
|          |                 |                   |     |    |  |  |         |
|          |                 |                   |     |    |  |  |         |
|          |                 |                   |     |    |  |  |         |
|          |                 |                   |     |    |  |  |         |



6C17100-K220

FIG. 22 STEERING 2

| REF. NO. | PART NO.     | DESCRIPTION                  | EHT | ET |  |  | REMARKS |
|----------|--------------|------------------------------|-----|----|--|--|---------|
| 1        | 6X4-82510-10 | MAIN SWITCH ASSY             | 1   |    |  |  |         |
| 2        | 676-82577-00 | .CAP, KEY                    | 1   |    |  |  |         |
| 3        | 90464-08M07  | CLAMP                        | 2   |    |  |  |         |
| 4        | 69W-82575-00 | ENGINE STOP SWITCH ASSY      | 1   |    |  |  |         |
| 5        | 682-82556-00 | .LANYARD, STOP SWITCH        | 1   |    |  |  |         |
| 6        | 689-8257Y-00 | .CAP                         | 1   |    |  |  |         |
| 7        | 6X4-82563-00 | TRIM & TILT SWITCH ASSY      | 1   |    |  |  |         |
| 8        | 97980-06216  | SCREW, WITH WASHER           | 1   |    |  |  |         |
| 9        | 6X4-82586-10 | EXT., WIRE HARNESS (L:950MM) | 1   |    |  |  |         |
| 10       | 6X4-83383-00 | BUZZER                       | 1   |    |  |  |         |
| 11       | 6X4-83386-00 | STAY, BUZZER                 | 1   |    |  |  |         |
| 12       | 97095-06014  | BOLT                         | 1   |    |  |  |         |
| 13       | 6X4-83653-20 | WIRE, LEAD (L:700MM)         | 1   |    |  |  |         |
| 14       | 6C5-84301-00 | PILOT LIGHT ASSY 1           | 1   |    |  |  |         |
| 15       | 6X4-44114-00 | STOPPER                      | 1   |    |  |  |         |
| 16       | 97780-60620  | SCREW, TAPPING               | 2   |    |  |  |         |
| 17       | 6X4-42727-00 | GROMMET                      | 1   |    |  |  |         |
| 18       | 6H4-83589-00 | GASKET                       | 1   |    |  |  |         |
| 19       | 6X4-85415-00 | MARK, SIGNAL LAMP            | 1   |    |  |  |         |
| 20       | 6X4-81860-00 | SWITCH ASSY                  | 1   |    |  |  |         |
| 21       | 90465-13M36  | CLAMP                        | 1   |    |  |  |         |

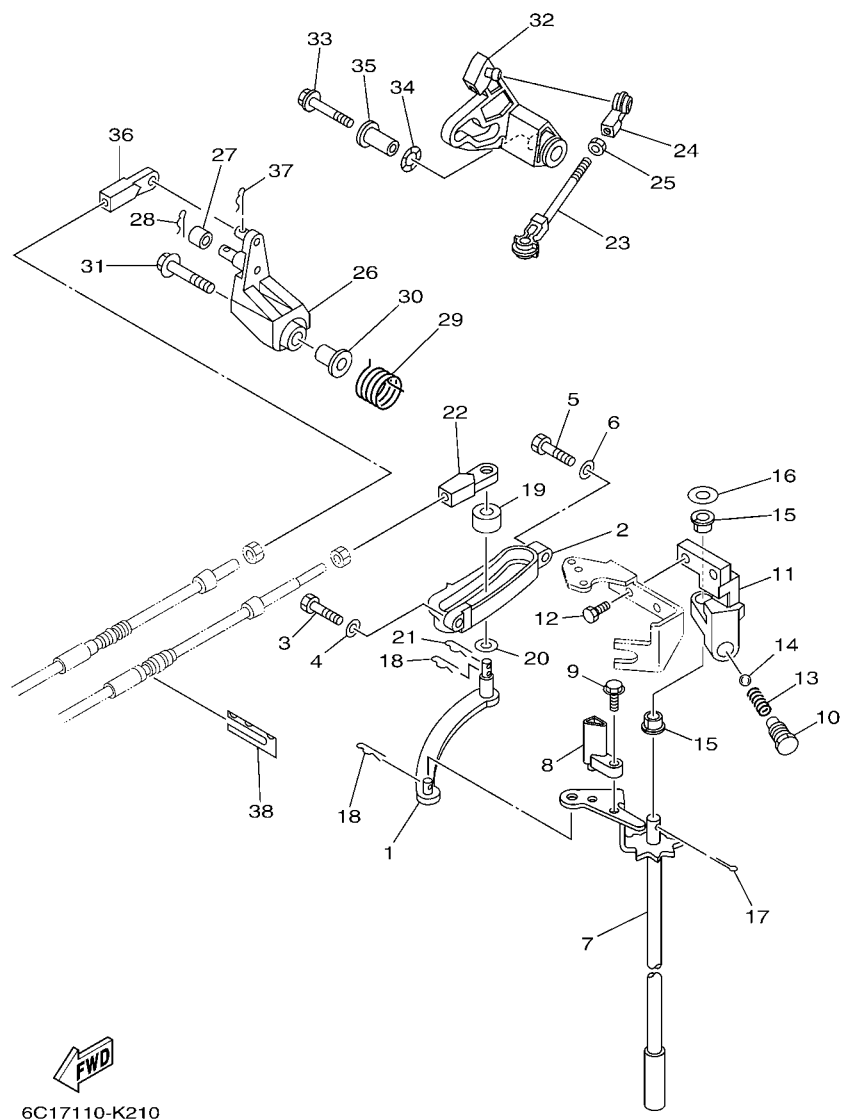


  
6C11010-D220

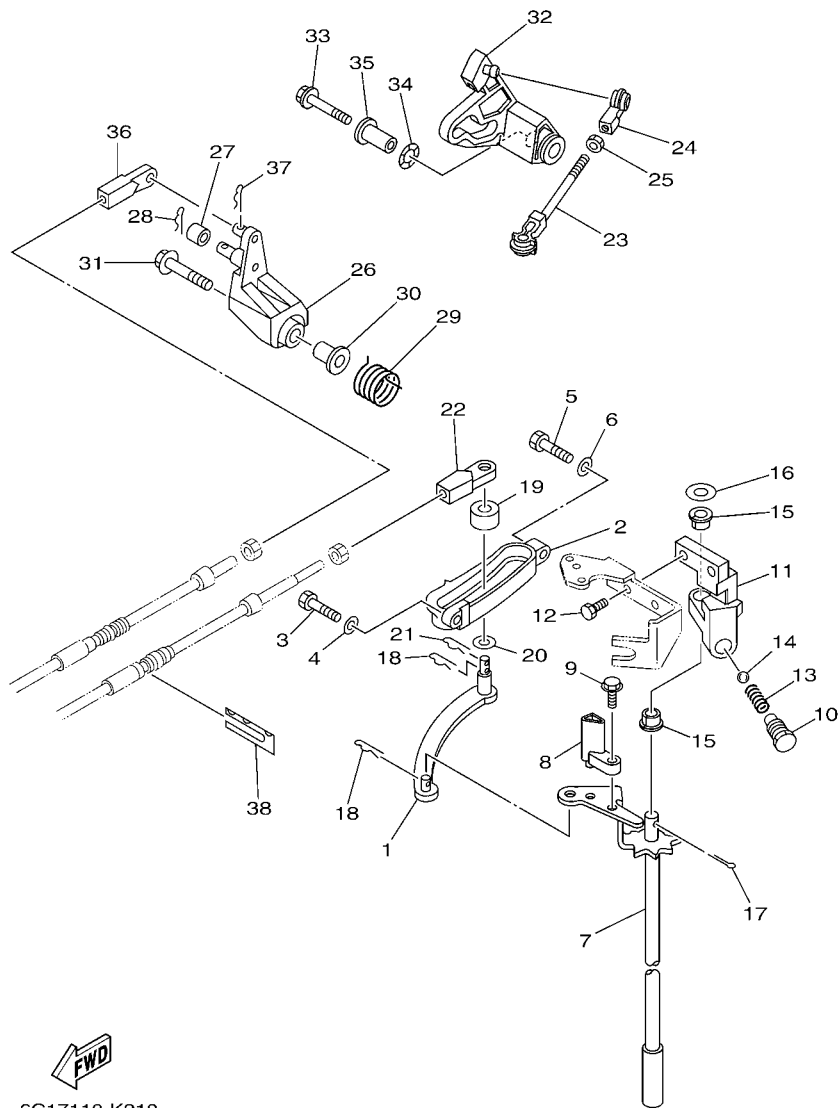
**FIG. 23 STEERING FRICTION**

| REF. NO. | PART NO.     | DESCRIPTION            | EHT | ET |  |  | REMARKS |
|----------|--------------|------------------------|-----|----|--|--|---------|
| 1        | 6C5-42508-00 | STEERING FRICTION ASSY | 1   |    |  |  |         |
| 2        | 6C5-42527-00 | .PLATE, FRICTION       | 1   |    |  |  |         |
| 3        | 90109-06M88  | .BOLT                  | 2   |    |  |  |         |
| 4        | 67C-42525-00 | .PLATE, FRICTION       | 1   |    |  |  |         |
| 5        | 92990-06100  | .WASHER, SPRING        | 2   |    |  |  |         |
| 6        | 67C-42562-00 | .SHAFT, STEERING LOCK  | 1   |    |  |  |         |
| 7        | 67C-42561-00 | .KNOB, STEERING LOCK   | 1   |    |  |  |         |
| 8        | 689-43633-00 | .COVER, TILT LEVER     | 1   |    |  |  |         |
| 9        | 90202-10M56  | .WASHER, PLATE         | 2   |    |  |  |         |
| 10       | 65W-42528-00 | .PLATE, FRICTION       | 2   |    |  |  |         |
| 11       | 90209-10M26  | .WASHER                | 1   |    |  |  |         |
| 12       | 90387-05M05  | .COLLAR                | 1   |    |  |  |         |
| 13       | 90185-10M14  | .NUT, SELF-LOCKING     | 1   |    |  |  |         |
| 14       | 90387-05M11  | .COLLAR                | 1   |    |  |  |         |
| 15       | 97095-05020  | .BOLT                  | 1   |    |  |  |         |
| 16       | 92995-05600  | .WASHER                | 1   |    |  |  |         |
| 17       | 95380-05600  | .NUT                   | 1   |    |  |  |         |
|          |              |                        |     |    |  |  |         |
|          |              |                        |     |    |  |  |         |
|          |              |                        |     |    |  |  |         |

FIG. 24 CONTROL



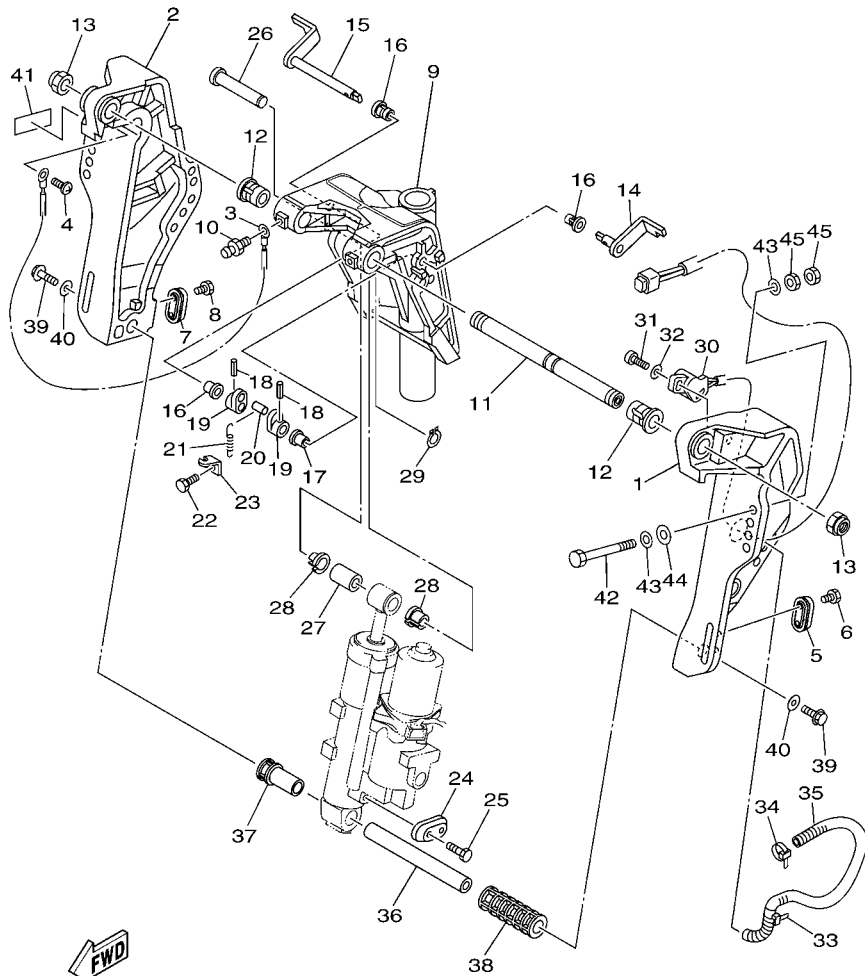
| REF. NO. | PART NO.        | DESCRIPTION               | EHT | ET | REMARKS     |
|----------|-----------------|---------------------------|-----|----|-------------|
| 1        | 69W-44121-00    | LEVER, SHIFT ROD          | 1   | 1  |             |
| 2        | 62Y-44117-01-94 | BRACKET                   | 1   | 1  |             |
| 3        | 97095-06020     | BOLT                      | 1   | 1  |             |
| 4        | 92995-06600     | WASHER                    | 1   | 1  |             |
| 5        | 97095-06025     | BOLT                      | 1   | 1  |             |
| 6        | 92995-06600     | WASHER                    | 1   | 1  |             |
| 7        | 6C5-44120-01    | HANDLE GEAR SHIFT ASSY    | 1   | 1  | L(20.7")    |
| 8        | 6C5-44122-00    | BUSHING, SHIFT ROD LEVER  | 1   | 1  | EXCEPT F60J |
| 9        | 97595-05514     | BOLT, WITH WASHER         | 1   | 1  | EXCEPT F60J |
| 10       | 62Y-42715-01    | BUSHING                   | 1   | 1  |             |
| 11       | 62Y-44118-00-94 | BRACKET                   | 1   | 1  |             |
| 12       | 90101-06054     | BOLT                      | 2   | 2  |             |
| 13       | 90501-12082     | SPRING, COMPRESSION       | 1   | 1  |             |
| 14       | 93501-04M02     | BALL                      | 1   | 1  |             |
| 15       | 90386-90M90     | BUSH                      | 2   | 2  |             |
| 16       | 90201-10M20     | WASHER, PLATE             | 1   | 1  |             |
| 17       | 91490-20015     | PIN, COTTER               | 1   | 1  |             |
| 18       | 90468-18008     | CLIP                      | 2   | 2  |             |
| 19       | 688-44122-00    | BUSHING, SHIFT ROD LEVER  | 1   | 1  |             |
| 20       | 90202-07M07     | WASHER, PLATE             | 1   | 1  |             |
| 21       | 90468-18008     | CLIP                      | 1   | 1  |             |
| 22       | 69W-48344-00    | CABLE END, REMOTE CONTROL | 1   | 1  |             |
| 23       | 688-41211-01    | LINK, ACCEL.              | 1   | 1  |             |
| 24       | 6H4-41237-00    | JOINT, LINK               | 1   | 1  |             |
| 25       | 95380-05700     | NUT                       | 1   | 1  |             |
| 26       | 62Y-42154-00    | LEVER, THROTTLE CONTROL   | 1   | 1  |             |
| 27       | 6C5-42171-00    | BUSHING                   | 1   | 1  |             |



6C17110-K210

**FIG. 24 CONTROL**

| REF. NO. | PART NO.     | DESCRIPTION               | EHT | ET |  |  |  |  | REMARKS |
|----------|--------------|---------------------------|-----|----|--|--|--|--|---------|
| 28       | 91490-16010  | PIN. COTTER               | 1   | 1  |  |  |  |  |         |
| 29       | 62Y-44135-00 | SPRING                    | 1   | 1  |  |  |  |  |         |
| 30       | 90387-06M45  | COLLAR                    | 1   | 1  |  |  |  |  |         |
| 31       | 90119-06106  | BOLT, WITH WASHER         | 1   | 1  |  |  |  |  |         |
| 32       | 6C5-42335-00 | LEVER, ACCEL. CONTROL     | 1   | 1  |  |  |  |  |         |
| 33       | 95895-06035  | BOLT, FLANGE              | 1   | 1  |  |  |  |  |         |
| 34       | 90206-10M04  | WASHER, WAVE              | 1   | 1  |  |  |  |  |         |
| 35       | 90387-06M82  | COLLAR                    | 1   | 1  |  |  |  |  |         |
| 36       | 69W-48344-00 | CABLE END, REMOTE CONTROL | 1   | 1  |  |  |  |  |         |
| 37       | 90468-18008  | CLIP                      | 1   | 1  |  |  |  |  |         |
| 38       | 62Y-48538-00 | CLAMP, CABLE 1            | 1   | 1  |  |  |  |  |         |
|          |              |                           |     |    |  |  |  |  |         |
|          |              |                           |     |    |  |  |  |  |         |
|          |              |                           |     |    |  |  |  |  |         |
|          |              |                           |     |    |  |  |  |  |         |
|          |              |                           |     |    |  |  |  |  |         |

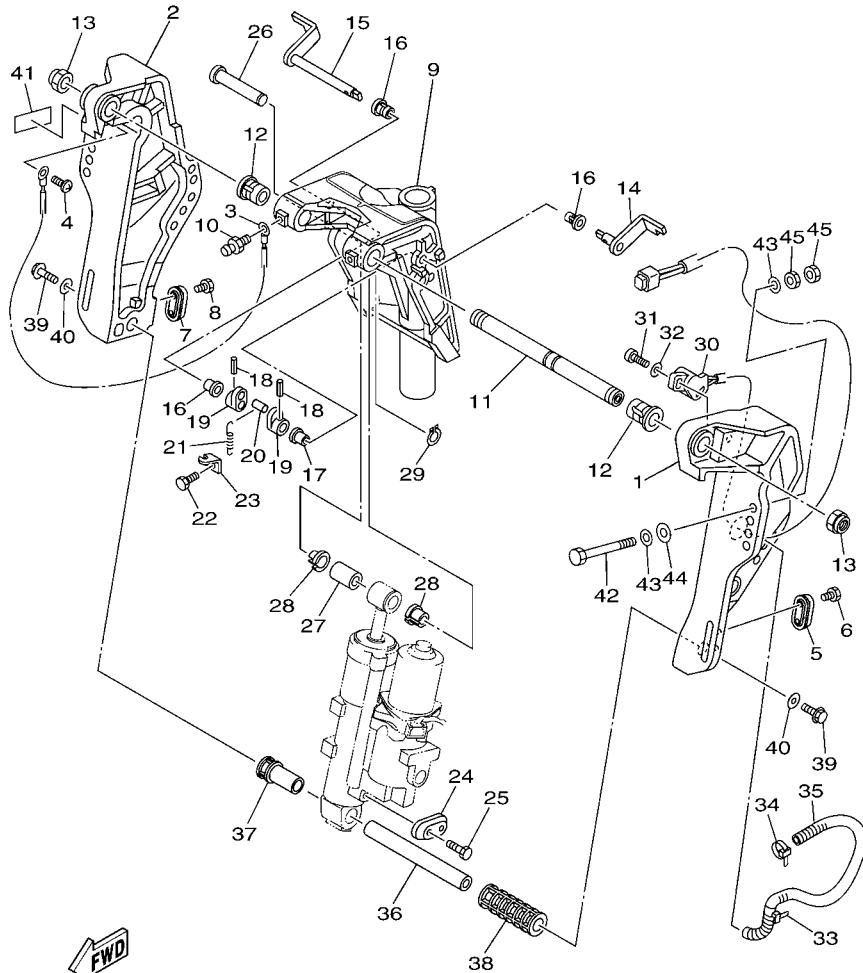


6C17100-K250

FIG. 25 BRACKET 1

| REF. NO. | PART NO.        | DESCRIPTION            | EHT | ET | REMARKS |
|----------|-----------------|------------------------|-----|----|---------|
| 1        | 6C5-43111-01-8D | BRACKET, CLAMP 1       | 1   | 1  |         |
| 2        | 6C5-43112-01-8D | BRACKET, CLAMP 2       | 1   | 1  |         |
| 3        | 6E5-82148-00    | WIRE, LEAD 4           | 1   | 1  |         |
| 4        | 97885-06008     | SCREW, PAN HEAD        | 1   | 1  |         |
| 5        | 65W-45251-00    | ANODE                  | 1   | 1  |         |
| 6        | 90101-06020     | BOLT                   | 2   | 2  |         |
| 7        | 65W-45251-00    | ANODE                  | 1   | 1  |         |
| 8        | 90101-06020     | BOLT                   | 2   | 2  |         |
| 9        | 6C5-43311-01-8D | BRACKET, SWIVEL 1      | 1   | 1  |         |
| 10       | 93700-06M03     | NIPPLE, GREASE         | 1   |    |         |
|          | 93700-06M03     | NIPPLE, GREASE         |     | 3  |         |
| 11       | 63D-43131-01    | BOLT, CLAMP BRACKET    | 1   | 1  |         |
| 12       | 90386-22MA4     | BUSH                   | 2   | 2  |         |
| 13       | 90185-22M11     | NUT, SELF-LOCKING      | 2   | 2  |         |
| 14       | 6C5-43181-00    | LEVER, TILT STOP 1     | 1   | 1  |         |
| 15       | 6C5-43185-00    | LEVER, TILT STOP 2     | 1   | 1  |         |
| 16       | 90386-10M16     | BUSH                   | 3   | 3  |         |
| 17       | 90386-10025     | BUSH                   | 1   | 1  |         |
| 18       | 91690-30020     | PIN, SPRING            | 2   | 2  |         |
| 19       | 6G5-43148-00    | COLLAR, DISTANCE       | 2   | 2  |         |
| 20       | 90249-06M19     | PIN                    | 1   | 1  |         |
| 21       | 90506-14M24     | SPRING, TENSION        | 1   | 1  |         |
| 22       | 97095-06010     | BOLT                   | 1   | 1  |         |
| 23       | 6G5-43144-00    | HOOK, SPRING           | 1   | 1  |         |
| 24       | 65W-45251-00    | ANODE                  | 1   | 1  |         |
| 25       | 90101-06020     | BOLT                   | 2   | 2  |         |
| 26       | 6E5-43126-02    | PIN, UPPER SHOCK MOUNT | 1   | 1  |         |





6C17100-K250

FIG. 25 BRACKET 1

| REF. NO. | PART NO.     | DESCRIPTION            | EHT | ET |  | REMARKS         |
|----------|--------------|------------------------|-----|----|--|-----------------|
| 27       | 90386-18M92  | BUSH                   | 1   | 1  |  |                 |
| 28       | 90386-18M35  | BUSH                   | 2   | 2  |  |                 |
| 29       | 93410-18M02  | CIRCLIP                | 1   | 1  |  |                 |
| 30       | 63D-83672-11 | TRIM SENDER            | 1   | 1  |  | EHT-FOR CAN     |
| 31       | 97885-06016  | SCREW, PAN HEAD        | 2   | 2  |  | EHT-FOR CAN     |
| 32       | 92995-06600  | WASHER                 | 2   | 2  |  | EHT-FOR CAN     |
| 33       | 90464-76001  | CLAMP                  | 1   | 1  |  |                 |
| 34       | 90465-11M10  | CLAMP                  | 1   | 1  |  | EHT-FOR CAN     |
| 35       | 90447-19009  | TUBE                   | 1   | 1  |  | EXCEPT F60J     |
|          | 90447-13010  | TUBE                   |     | 1  |  | F60J(JET-DRIVE) |
| 36       | 6CJ-43818-00 | PIN, LOWER SHOCK MOUNT | 1   | 1  |  |                 |
| 37       | 6C5-43833-00 | PIPE                   | 1   | 1  |  |                 |
| 38       | 6C5-43834-00 | PIPE                   | 1   | 1  |  |                 |
| 39       | 97575-10530  | BOLT, WITH WASHER      | 2   | 2  |  |                 |
| 40       | 90201-10060  | WASHER, PLATE          | 2   | 2  |  |                 |
| 41       | 63V-82377-50 | LABEL (SPARK,IGNITION) | 1   | 1  |  | FOR CAN         |
| 42       | 90101-12M65  | BOLT                   | 4   | 4  |  |                 |
| 43       | 92995-12200  | WASHER                 | 8   | 8  |  |                 |
| 44       | 90201-12426  | WASHER, PLATE          | 4   | 4  |  |                 |
| 45       | 95380-12600  | NUT                    | 8   | 8  |  |                 |

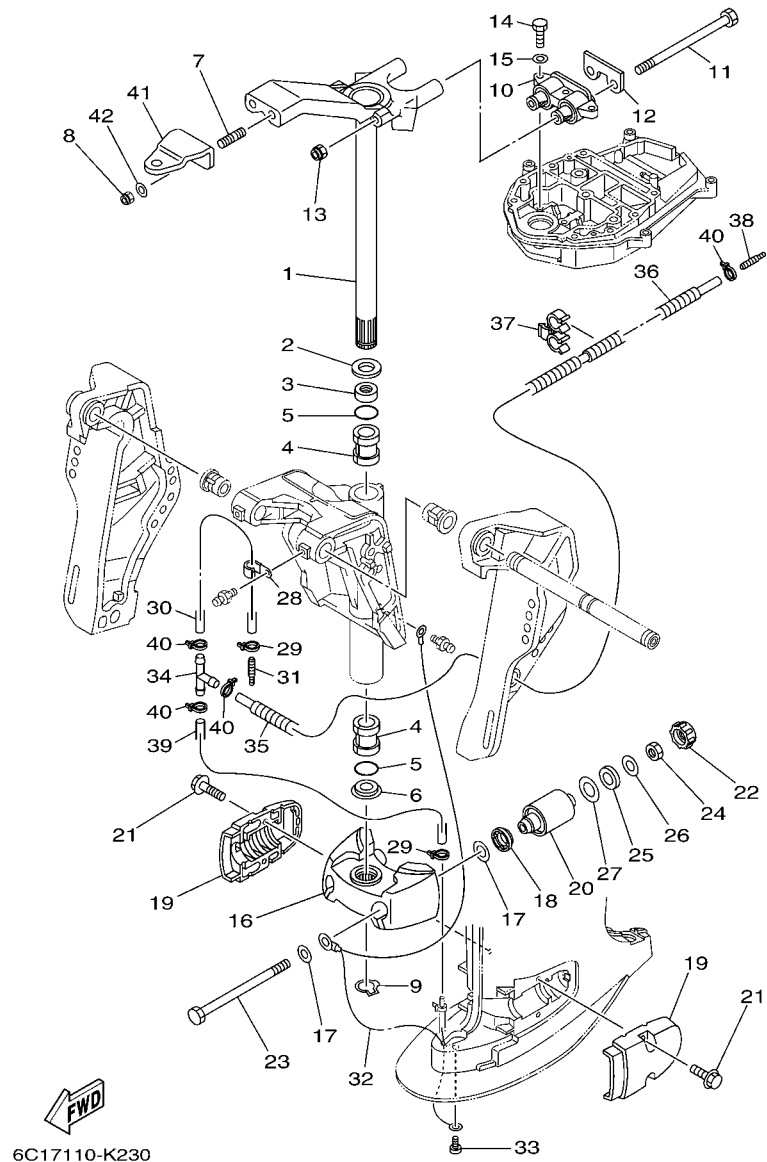
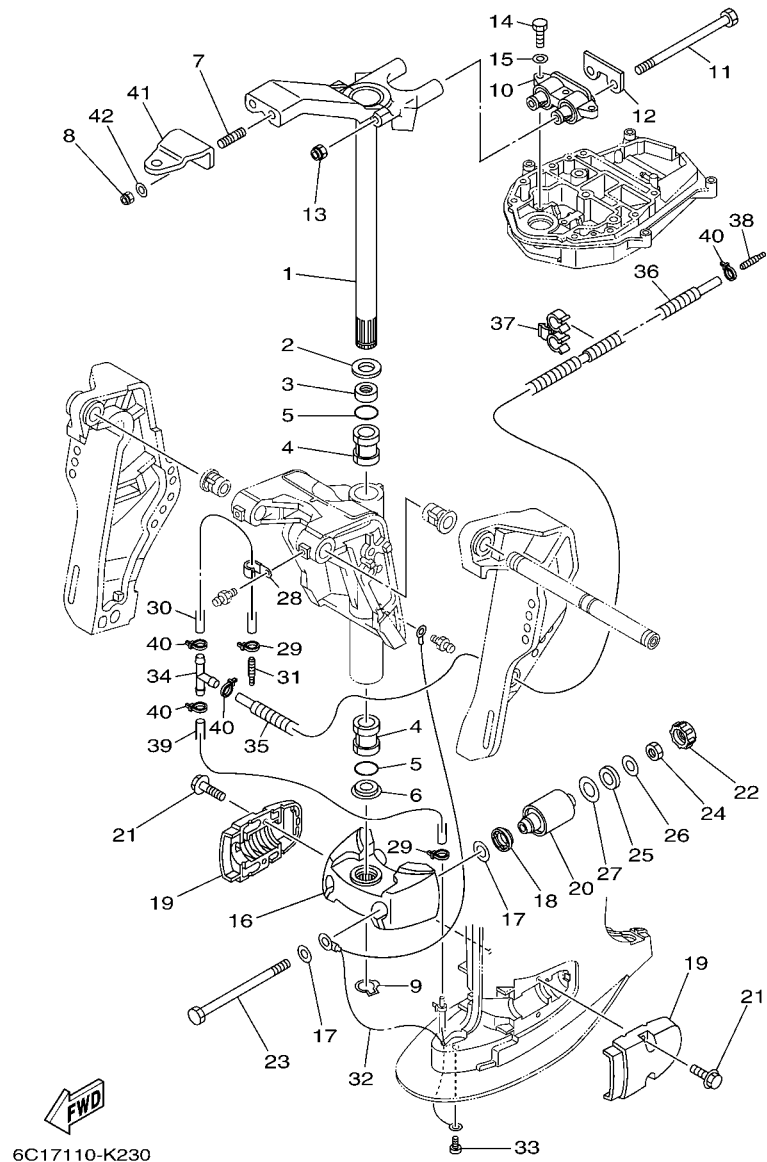


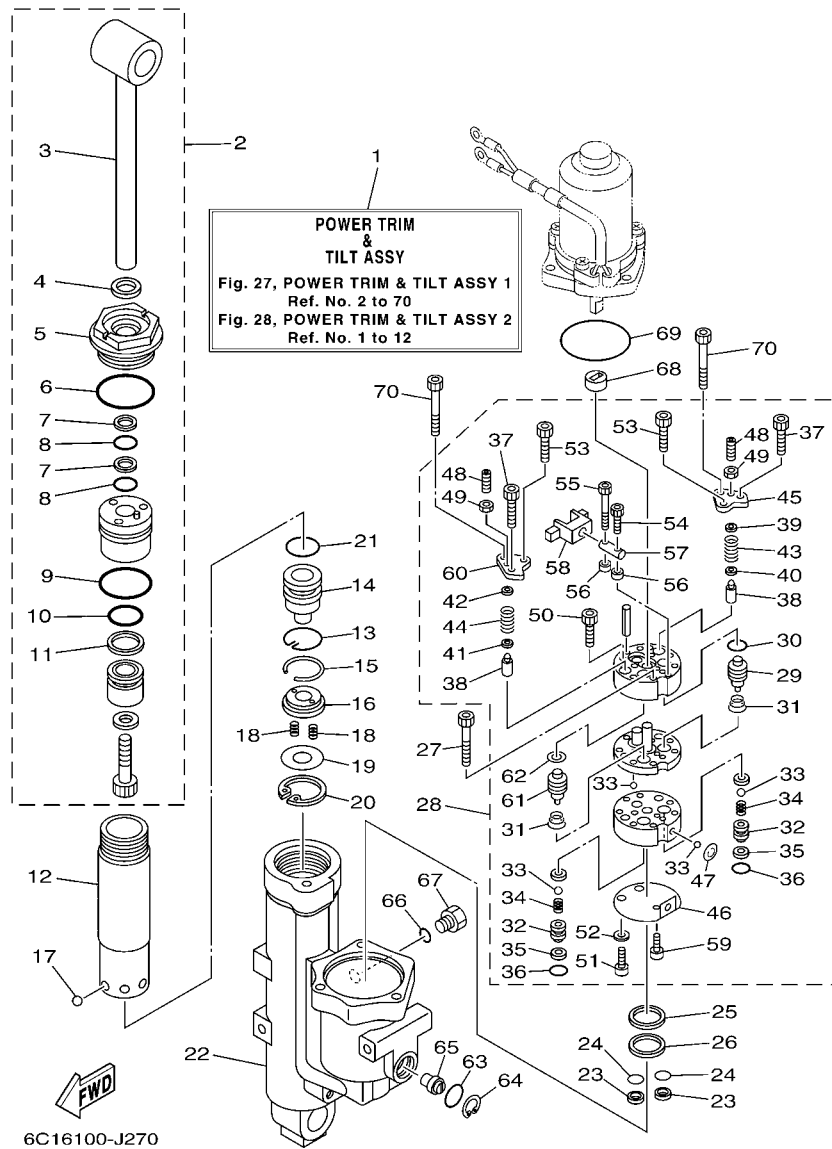
FIG. 26 BRACKET 2

| REF. NO. | PART NO.        | DESCRIPTION                   | EHT | ET | REMARKS  |
|----------|-----------------|-------------------------------|-----|----|----------|
| 1        | 69W-42510-01-8D | STEERING BRACKET ASSY         | 1   | 1  |          |
| 2        | 90201-30M00     | WASHER, PLATE                 | 1   | 1  |          |
| 3        | 90386-30M78     | BUSH                          | 1   | 1  |          |
| 4        | 90386-30M77     | BUSH                          | 2   | 2  |          |
| 5        | 93210-29M94     | O-RING                        | 2   | 2  |          |
| 6        | 90386-30M60     | BUSH                          | 1   | 1  |          |
| 7        | 90116-10038     | BOLT, STUD                    | 2   | 2  |          |
| 8        | 90185-10051     | NUT, SELF-LOCKING             | 2   | 2  |          |
| 9        | 93410-28M06     | CIRCLIP                       | 1   | 1  |          |
| 10       | 69W-44514-00-94 | MOUNT DAMPER, UPPER SIDE      | 1   | 1  | L(20.7") |
| 11       | 90101-08M15     | BOLT                          | 2   | 2  |          |
| 12       | 69W-44526-01    | PLATE                         | 1   | 1  |          |
| 13       | 90185-08045     | NUT, SELF-LOCKING             | 2   | 2  |          |
| 14       | 97075-08030     | BOLT                          | 3   | 3  |          |
| 15       | 92995-08600     | WASHER                        | 3   | 3  |          |
| 16       | 6C5-44551-00-8D | HOUSING, LOWER MOUNT RUBBER 1 | 1   | 1  |          |
| 17       | 90201-12M16     | WASHER, PLATE                 | 4   | 4  |          |
| 18       | 6C5-43885-00    | GROMMET                       | 2   | 2  |          |
| 19       | 6C5-44552-00-8D | HOUSING, LOWER MOUNT RUBBER 2 | 2   | 2  |          |
| 20       | 69W-44555-00-94 | MOUNT DAMPER, LOWER SIDE      | 2   | 2  |          |
| 21       | 90119-08131     | BOLT, WITH WASHER             | 4   | 4  |          |
| 22       | 6C5-44575-00    | DAMPER, LOWER MOUNT RUBBER    | 2   | 2  |          |
| 23       | 90109-12MA3     | BOLT                          | 2   | 2  |          |
| 24       | 95380-12700     | NUT                           | 2   | 2  |          |
| 25       | 90202-21100     | WASHER, PLATE                 | 2   | 2  |          |
| 26       | 90201-13M19     | WASHER, PLATE                 | 2   | 2  |          |
| 27       | 90201-22M05     | WASHER, PLATE                 | 2   | 2  |          |



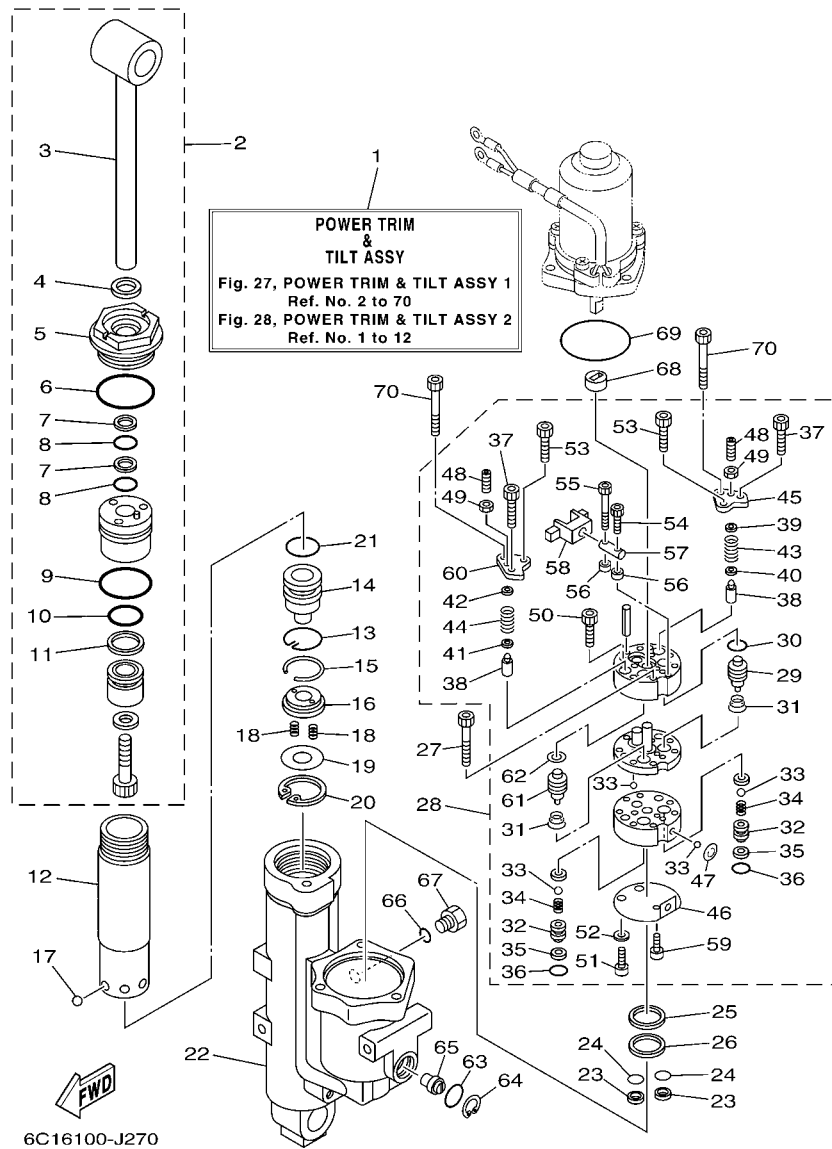
**FIG. 26 BRACKET 2**

| REF. NO. | PART NO.     | DESCRIPTION              | EHT | ET |  | REMARKS     |
|----------|--------------|--------------------------|-----|----|--|-------------|
| 28       | 90465-06M86  | CLAMP                    | 1   | 1  |  | EXCEPT F60J |
| 29       | 90465-11M10  | CLAMP                    | 2   | 2  |  | EXCEPT F60J |
| 30       | 90445-07MF2  | HOSE (L250)              | 1   | 1  |  | EXCEPT F60J |
| 31       | 6E5-83558-00 | END, NIPPLE              | 1   | 1  |  | EXCEPT F60J |
| 32       | 67C-82127-10 | WIRE, LEAD 2             | 1   | 1  |  |             |
| 33       | 97885-06008  | SCREW, PAN HEAD          | 1   | 1  |  |             |
| 34       | 90413-05014  | WAY 3                    | 1   | 1  |  | EXCEPT F60J |
| 35       | 6C5-44385-01 | HOSE, WATER 1            | 1   | 1  |  | EXCEPT F60J |
| 36       | 90447-07001  | HOSE, WITH SPRING (L400) | 1   | 1  |  | EXCEPT F60J |
| 37       | 90464-10006  | CLAMP                    | 1   | 1  |  | EXCEPT F60J |
| 38       | 6E5-83558-00 | END, NIPPLE              | 1   | 1  |  | EXCEPT F60J |
| 39       | 90445-07M30  | HOSE (L450)              | 1   | 1  |  | EXCEPT F60J |
| 40       | 90465-11M10  | CLAMP                    | 4   | 4  |  | EXCEPT F60J |
| 41       | 65W-48511-10 | HOOK, STEERING           |     | 1  |  |             |
| 42       | 90201-10120  | WASHER, PLATE            |     | 2  |  |             |



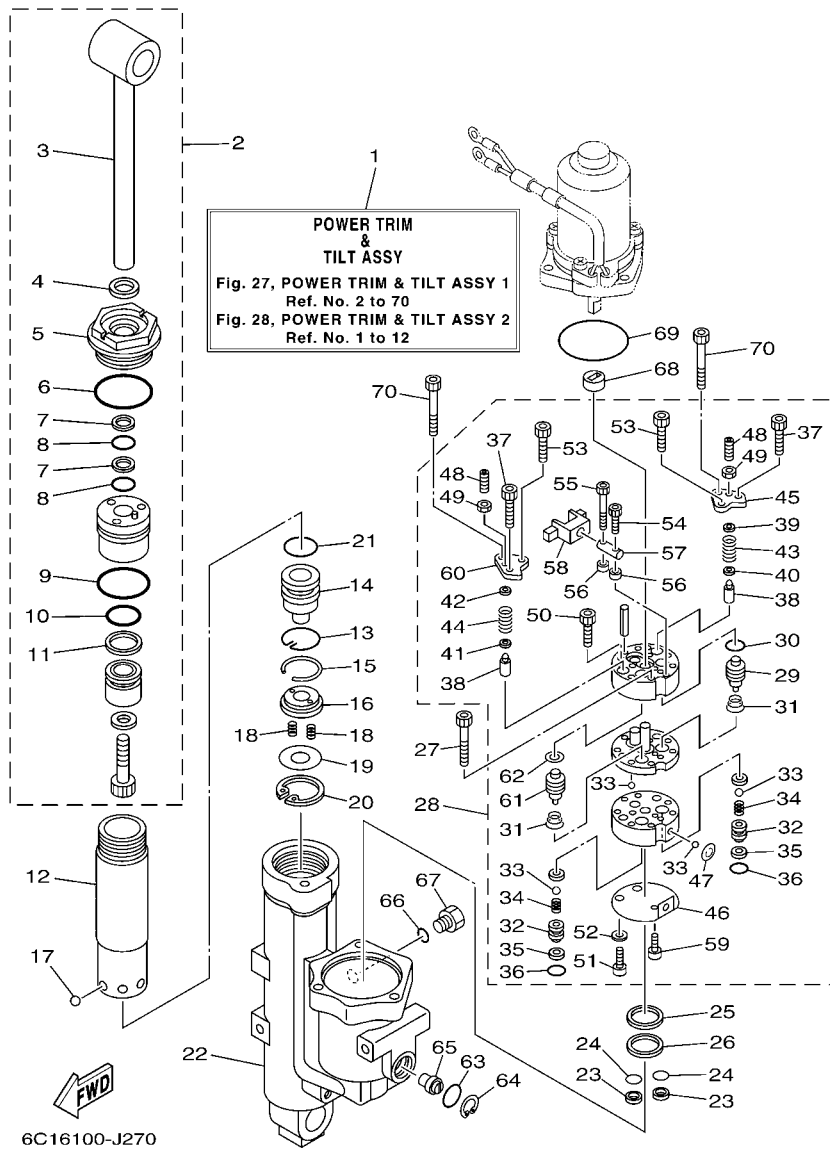
**FIG. 27 POWER TRIM & TILT ASSY 1**

| REF. NO. | PART NO.        | DESCRIPTION               | EHT | ET | REMARKS |
|----------|-----------------|---------------------------|-----|----|---------|
| 1        | 6C5-43800-01-8D | POWER TRIM & TILT ASSY    | 1   | 1  |         |
| 2        | 6C5-43810-00    | TILT PISTON SUB ASSY      | 1   | 1  |         |
| 3        | 6C5-43801-00    | .ROD                      | 1   | 1  |         |
| 4        | 62Y-43822-00    | .SEAL, TRIM DUST          | 1   | 1  |         |
| 5        | 6C5-43821-00    | .SCREW, TRIM CYLINDER END | 1   | 1  |         |
| 6        | 62Y-43863-00    | .O-RING                   | 1   | 1  |         |
| 7        | 62X-43872-00    | .RING, BACK UP            | 2   | 2  |         |
| 8        | 6C5-43863-00    | .O-RING                   | 2   | 2  |         |
| 9        | 6C5-43862-00    | .O-RING                   | 1   | 1  |         |
| 10       | 6C5-43861-00    | .O-RING                   | 1   | 1  |         |
| 11       | 6C5-43871-00    | .RING, BACK UP            | 1   | 1  |         |
| 12       | 6C5-22471-00    | CYLINDER, SHOCK ABSORBER  | 1   | 1  |         |
| 13       | 6C5-43875-00    | RING, SNAP                | 1   | 1  |         |
| 14       | 6C5-4381B-00    | FREE PISTON SUB ASSY      | 1   | 1  |         |
| 15       | 93450-32116     | CIRCLIP                   | 1   | 1  |         |
| 16       | 6C5-43899-00    | PLATE STOPPER             | 1   | 1  |         |
| 17       | 93503-16003     | BALL                      | 6   | 6  |         |
| 18       | 62X-4384H-00    | SPRING                    | 2   | 2  |         |
| 19       | 6C5-22435-00    | PLATE, VALVE 2            | 1   | 1  |         |
| 20       | 99009-32500     | CIRCLIP                   | 1   | 1  |         |
| 21       | 6C5-43861-00    | O-RING                    | 1   | 1  |         |
| 22       | 6C5-4380K-00    | CYLINDER, TILT SUB ASSY   | 1   | 1  |         |
| 23       | 6C5-43817-10    | FILTER 2                  | 2   | 2  |         |
| 24       | 69J-4389J-00    | O-RING                    | 2   | 2  |         |
| 25       | 6C5-43816-00    | FILTER 1                  | 1   | 1  |         |
| 26       | 6C5-4380G-00    | PLATE                     | 1   | 1  |         |
| 27       | 91312-05045     | BOLT                      | 2   | 2  |         |



**FIG. 27 POWER TRIM & TILT ASSY 1**

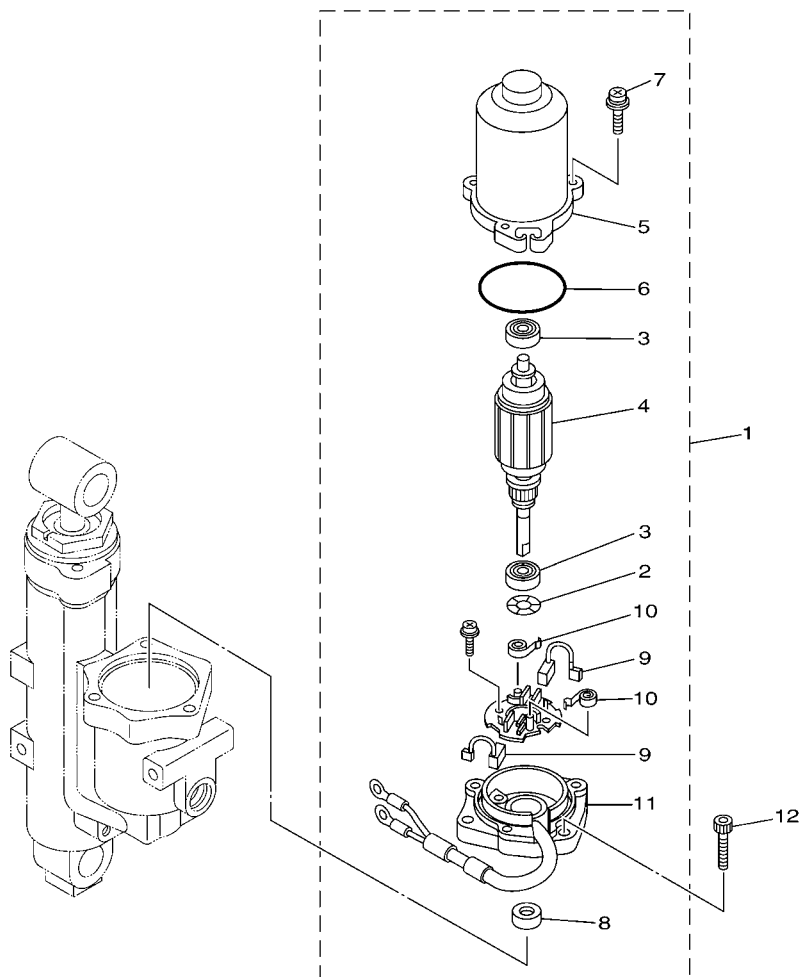
| REF. NO. | PART NO.     | DESCRIPTION             | EHT | ET | REMARKS |
|----------|--------------|-------------------------|-----|----|---------|
| 28       | 6C5-43830-00 | GEAR PUMP ASSY          | 1   | 1  |         |
| 29       | 6C6-43841-00 | .PISTON, SHUTTLE        | 1   | 1  |         |
| 30       | 6H1-43883-00 | .O-RING                 | 1   | 1  |         |
| 31       | 6C6-43894-00 | .SPRING, SHUTTLE RETURN | 2   | 2  |         |
| 32       | 6C6-4382E-00 | .ADAPTOR 2              | 2   | 2  |         |
| 33       | 93505-32038  | .BALL                   | 6   | 6  |         |
| 34       | 6C6-43853-00 | .SPRING, MAIN VALVE     | 2   | 2  |         |
| 35       | 6C6-4387G-00 | .WASHER                 | 2   | 2  |         |
| 36       | 69J-4389J-00 | .O-RING                 | 2   | 2  |         |
| 37       | 91312-05030  | .BOLT                   | 2   | 2  |         |
| 38       | 6C5-43851-00 | .SEAT, RELIEF VALVE     | 2   | 2  |         |
| 39       | 6C5-4381K-00 | .HOLDER                 | 1   | 1  |         |
| 40       | 6C5-43893-00 | .WASHER                 | 1   | 1  |         |
| 41       | 6C6-43893-00 | .WASHER                 | 1   | 1  |         |
| 42       | 6C6-4381K-00 | .HOLDER                 | 1   | 1  |         |
| 43       | 6C5-43855-00 | .SPRING, UP RELIEF      | 1   | 1  |         |
| 44       | 6C5-43856-00 | .SPRING, DOWN RELIEF    | 1   | 1  |         |
| 45       | 6C5-4382K-00 | .CAP, RELIEF VALVE      | 1   | 1  |         |
| 46       | 6C5-43895-00 | .SEAT, RELIEF VALVE     | 1   | 1  |         |
| 47       | 6C5-43854-00 | .SPRING, MANUAL RELEASE | 1   | 1  |         |
| 48       | 92A08-03110  | .SCREW SET              | 2   | 2  |         |
| 49       | 95302-03600  | .NUT                    | 2   | 2  |         |
| 50       | 91312-05025  | .BOLT                   | 2   | 2  |         |
| 51       | 6C6-43878-00 | .BOLT, SOCKET           | 2   | 2  |         |
| 52       | 62Y-4387G-00 | .WASHER                 | 2   | 2  |         |
| 53       | 91312-04030  | .BOLT                   | 2   | 2  |         |
| 54       | 91312-03016  | .BOLT                   | 1   | 1  |         |



**FIG. 27 POWER TRIM & TILT ASSY 1**

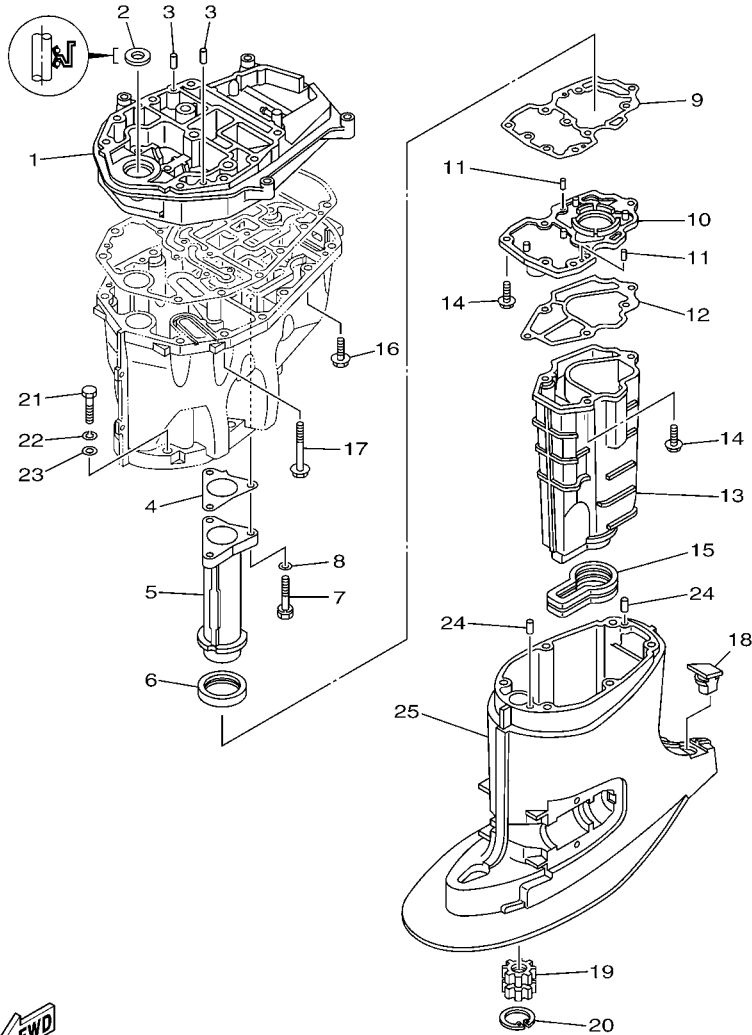
| REF. NO. | PART NO.     | DESCRIPTION           | EHT | ET | REMARKS |
|----------|--------------|-----------------------|-----|----|---------|
| 55       | 6C6-4388E-00 | .PLUG, TAPER SCREW    | 1   | 1  |         |
| 56       | 6C6-4388F-00 | .SPACER               | 2   | 2  |         |
| 57       | 6C6-4386G-00 | .PIN, STRAIGHT 2      | 1   | 1  |         |
| 58       | 6C6-4386E-00 | .LEVER 1              | 1   | 1  |         |
| 59       | 91312-03005  | .BOLT                 | 1   | 1  |         |
| 60       | 6C5-4382L-00 | .CAP, RELIEF VALVE    | 1   | 1  |         |
| 61       | 6C5-43841-00 | .PISTON, SHUTTLE      | 1   | 1  |         |
| 62       | 6C5-43872-00 | .RING, BACK UP        | 1   | 1  |         |
| 63       | 93210-18397  | O-RING                | 1   | 1  |         |
| 64       | 6H1-43875-00 | RING, SNAP            | 1   | 1  |         |
| 65       | 6C5-43845-00 | SCREW, MANUAL RELEASE | 1   | 1  |         |
| 66       | 93210-09165  | O-RING                | 1   | 1  |         |
| 67       | 6H1-43829-00 | PLUG, RESERVOIR       | 1   | 1  |         |
| 68       | 6C5-43831-00 | CONNECTOR, SHAFT      | 1   | 1  |         |
| 69       | 93210-64488  | O-RING                | 1   | 1  |         |
| 70       | 91312-05050  | BOLT                  | 2   | 2  |         |

**FIG. 28 POWER TRIM & TILT ASSY 2**



| REF. NO. | PART NO.     | DESCRIPTION         | EHT | ET |  | REMARKS |
|----------|--------------|---------------------|-----|----|--|---------|
| 1        | 6C5-43880-01 | MOTOR ASSY          | 1   | 1  |  |         |
| 2        | 90206-08N51  | .WASHER, WAVE       | 1   | 1  |  |         |
| 3        | 93399-999T8  | .BEARING            | 2   | 2  |  |         |
| 4        | 6C5-43805-00 | .ARMATURE ASSY      | 1   | 1  |  |         |
| 5        | 6C5-43804-01 | .STATOR ASSY        | 1   | 1  |  |         |
| 6        | 6C5-43869-00 | .O-RING             | 1   | 1  |  |         |
| 7        | 6C5-43879-00 | .SCREW, WITH WASHER | 3   | 3  |  |         |
| 8        | 6C5-43882-00 | .OIL SEAL           | 1   | 1  |  |         |
| 9        | 6C5-43891-00 | .BRUSH 1            | 2   | 2  |  |         |
| 10       | 6C5-4386K-00 | .SPRING, BRUSH      | 2   | 2  |  |         |
| 11       | 6C5-43881-01 | .FRAME, END         | 1   | 1  |  |         |
| 12       | 62X-43888-00 | BOLT, SOCKET        | 3   | 3  |  |         |
|          |              |                     |     |    |  |         |
|          |              |                     |     |    |  |         |
|          |              |                     |     |    |  |         |
|          |              |                     |     |    |  |         |
|          |              |                     |     |    |  |         |
|          |              |                     |     |    |  |         |

**FWD**  
6C11010-D280

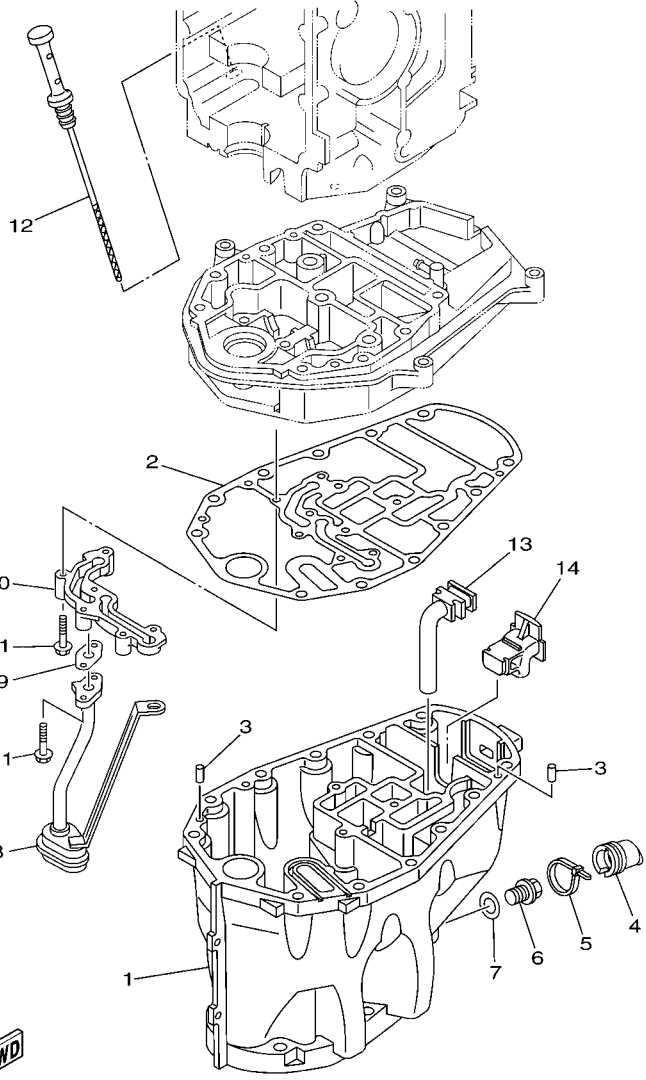


6C17110-K260

FIG. 29 UPPER CASING

| REF. NO. | PART NO.        | DESCRIPTION                | EHT | ET |  |  |  | REMARKS |
|----------|-----------------|----------------------------|-----|----|--|--|--|---------|
| 1        | 6C5-41137-01-CA | GUIDE, EXHAUST             | 1   | 1  |  |  |  |         |
| 2        | 93103-18011     | OIL SEAL                   | 1   | 1  |  |  |  |         |
| 3        | 93608-12M05     | PIN, DOWEL                 | 2   | 2  |  |  |  |         |
| 4        | 6C5-41133-00    | GASKET, EXHAUST MANIFOLD 1 | 1   | 1  |  |  |  |         |
| 5        | 6C5-41131-00-CA | MANIFOLD, EXT. 1           | 1   | 1  |  |  |  |         |
| 6        | 6C5-46132-00    | GASKET 1                   | 1   | 1  |  |  |  |         |
| 7        | 90119-06261     | BOLT, WITH WASHER          | 3   | 3  |  |  |  |         |
| 8        | 90201-06015     | WASHER, PLATE              | 3   | 3  |  |  |  |         |
| 9        | 6C5-41134-00    | GASKET, EXHAUST MANIFOLD   | 1   | 1  |  |  |  |         |
| 10       | 6C5-45181-00-CA | PLATE                      | 1   | 1  |  |  |  |         |
| 11       | 93604-10M03     | PIN, DOWEL                 | 2   | 2  |  |  |  |         |
| 12       | 6C5-41135-00    | GASKET, EXHAUST MANIFOLD   | 1   | 1  |  |  |  |         |
| 13       | 6C5-14711-00-CA | MUFFLER 1                  | 1   | 1  |  |  |  |         |
| 14       | 97575-06525     | BOLT, WITH WASHER          | 6   | 6  |  |  |  |         |
| 15       | 6C5-45123-00    | GASKET, MUFFLER            | 1   | 1  |  |  |  |         |
| 16       | 90119-08102     | BOLT, WITH WASHER          | 4   | 4  |  |  |  |         |
| 17       | 90119-08132     | BOLT, WITH WASHER          | 8   | 8  |  |  |  |         |
| 18       | 6C5-45155-00    | CAP                        | 1   | 1  |  |  |  |         |
| 19       | 69W-45318-00    | BUSHING, DRIVE SHAFT       | 1   | 1  |  |  |  |         |
| 20       | 93420-36M01     | CIRCLIP                    | 1   | 1  |  |  |  |         |
| 21       | 97075-10045     | BOLT                       | 6   | 6  |  |  |  |         |
| 22       | 92995-10100     | WASHER                     | 6   | 6  |  |  |  |         |
| 23       | 92995-10600     | WASHER                     | 6   | 6  |  |  |  |         |
| 24       | 93606-12019     | PIN, DOWEL                 | 2   | 2  |  |  |  |         |
| 25       | 6C5-45111-00-8D | CASING, UPPER              | 1   | 1  |  |  |  |         |





6C17110-K270

FIG. 30 OIL PAN

| REF. NO. | PART NO.        | DESCRIPTION            | EHT | ET |  |  |  | REMARKS |
|----------|-----------------|------------------------|-----|----|--|--|--|---------|
| 1        | 6C5-15311-01-CA | OIL PAN                | 1   | 1  |  |  |  |         |
| 2        | 6C5-15312-01    | GASKET, OIL PAN        | 1   | 1  |  |  |  |         |
| 3        | 93606-12019     | PIN, DOWEL             | 2   | 2  |  |  |  |         |
| 4        | 6CJ-15316-00    | DAMPER 1               | 1   | 1  |  |  |  |         |
| 5        | 90465-11M59     | CLAMP                  | 1   | 1  |  |  |  |         |
| 6        | 90340-14M06     | PLUG, STRAIGHT SCREW   | 1   | 1  |  |  |  |         |
| 7        | 90430-14M09     | GASKET                 | 1   | 1  |  |  |  |         |
| 8        | 6CJ-13411-00    | STRAINER, OIL          | 1   | 1  |  |  |  |         |
| 9        | 6C5-13414-01    | GASKET, STRAINER COVER | 1   | 1  |  |  |  |         |
| 10       | 6CJ-15333-00    | COVER                  | 1   | 1  |  |  |  |         |
| 11       | 95812-06035     | BOLT, FLANGE           | 6   | 6  |  |  |  |         |
| 12       | 6C5-15362-00    | PLUG, OIL LEVEL        | 1   | 1  |  |  |  |         |
| 13       | 6C5-45135-01    | PIPE                   | 1   | 1  |  |  |  |         |
| 14       | 6C5-45136-01    | PIPE                   | 1   | 1  |  |  |  |         |
|          |                 |                        |     |    |  |  |  |         |
|          |                 |                        |     |    |  |  |  |         |
|          |                 |                        |     |    |  |  |  |         |
|          |                 |                        |     |    |  |  |  |         |

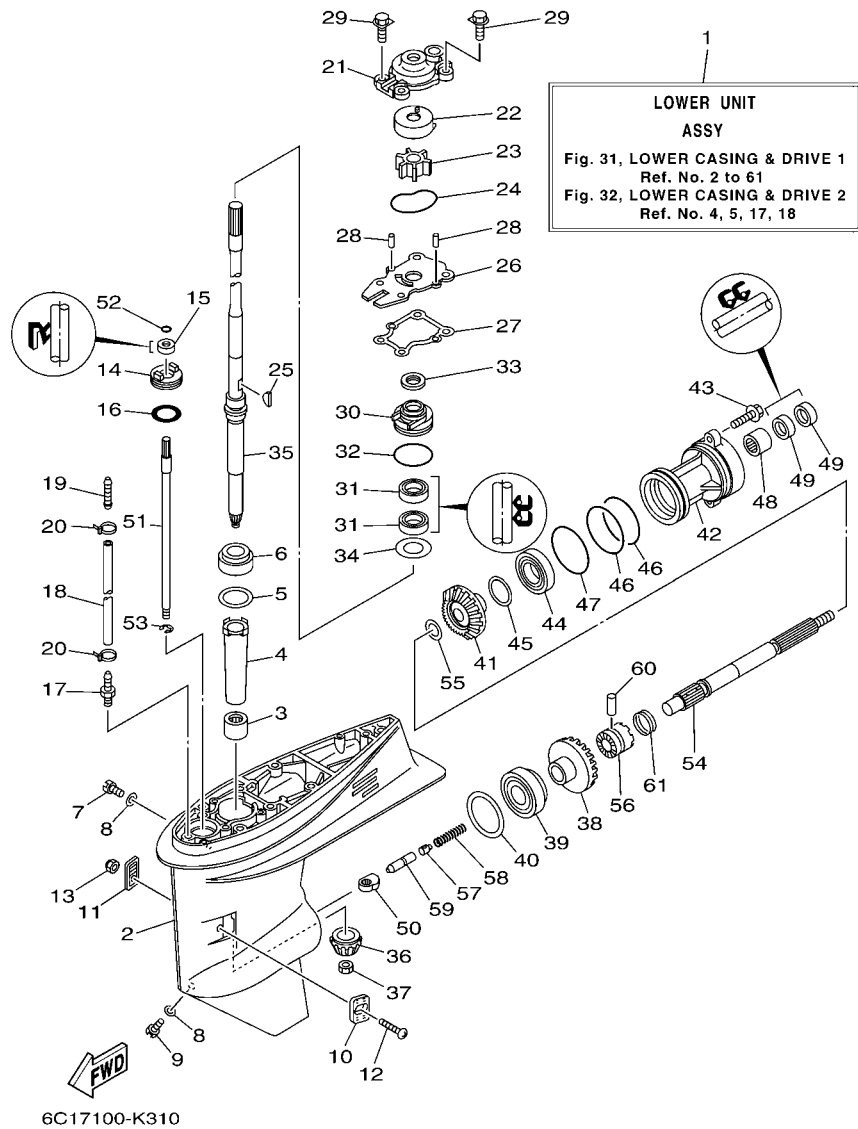
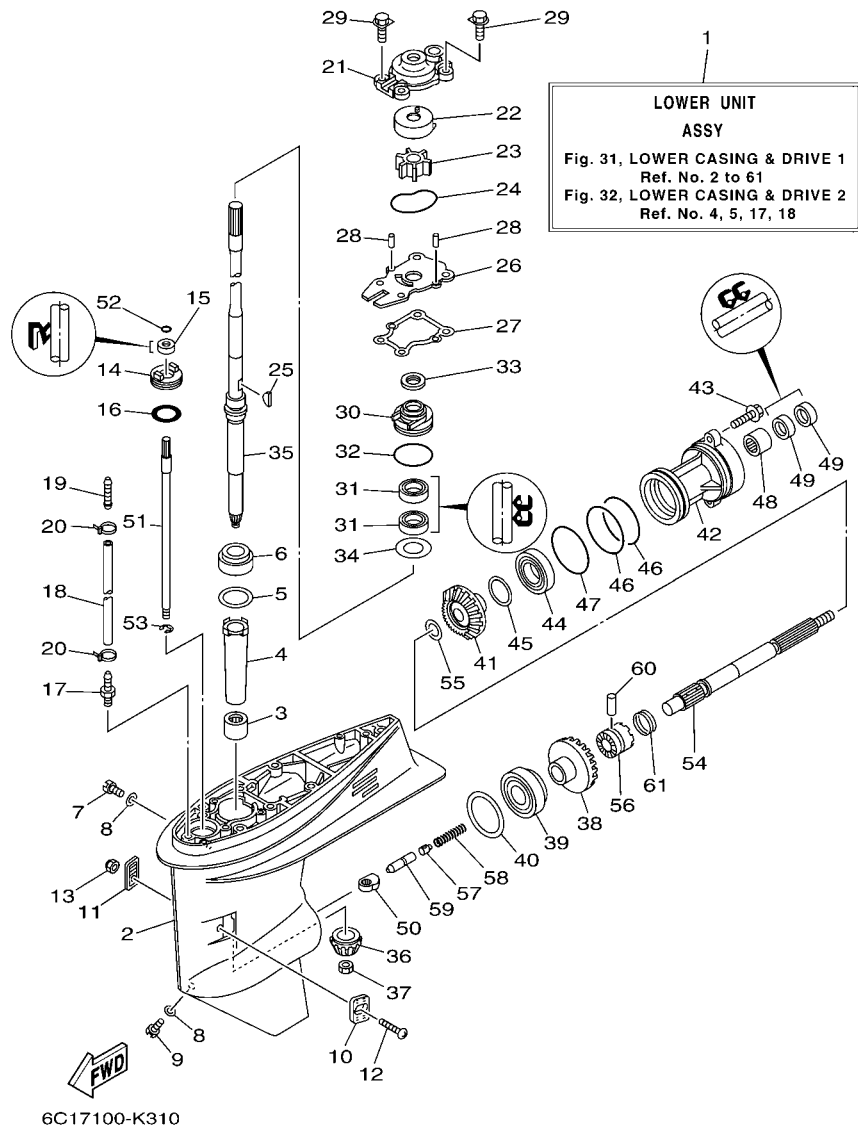


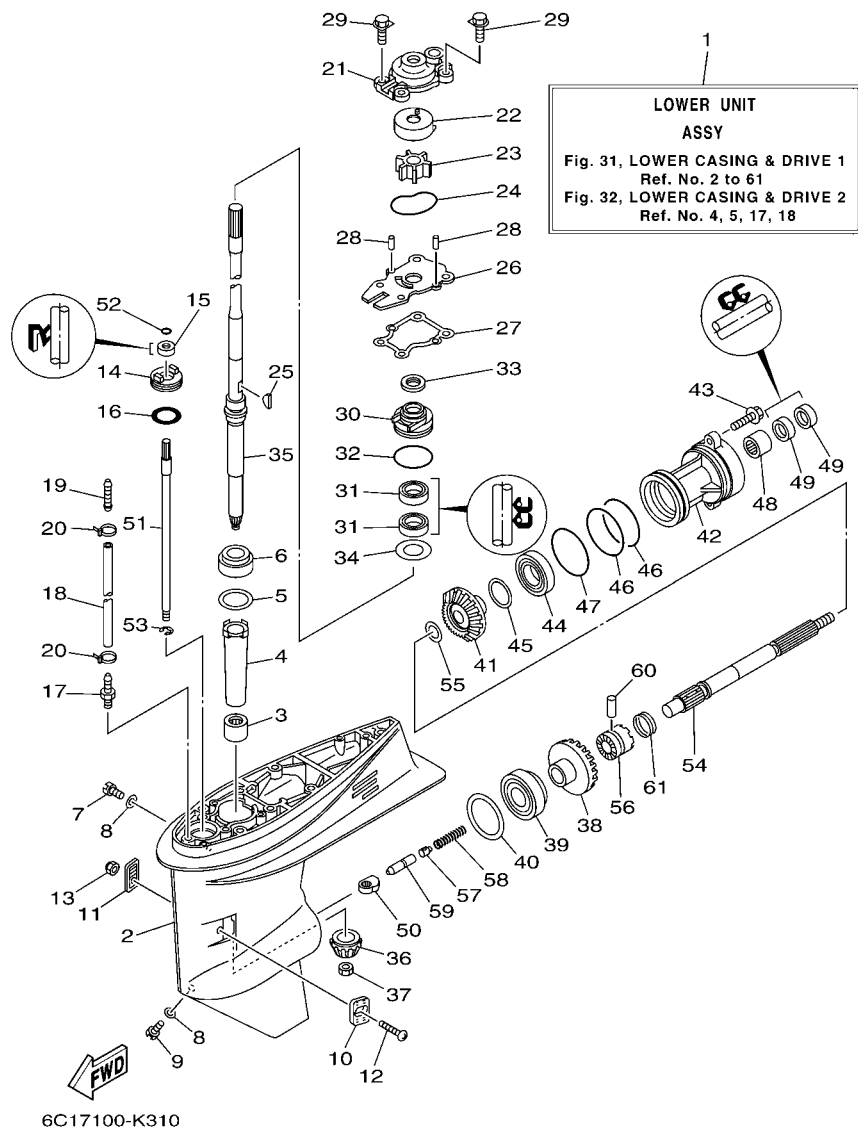
FIG. 31 LOWER CASING & DRIVE 1

| REF. NO. | PART NO.        | DESCRIPTION          | EHT | ET | REMARKS  |
|----------|-----------------|----------------------|-----|----|----------|
| 1        | 69W-45300-01-8D | LOWER UNIT ASSY      | 1   | 1  | L(20.7") |
| 2        | 69W-45301-00-8D | CASING, LOWER        | 1   | 1  |          |
| 3        | 93315-32224     | BEARING              | 1   | 1  |          |
| 4        | 6H4-45536-00    | SLEEVE, DRIVE SHAFT  | 1   | 1  |          |
| 5        | 663-45587-01    | SHIM (T:0.10MM)      | 1   | 1  | UR       |
| 6        | 663-45587-10    | SHIM (T:0.12MM)      | 1   | 1  | UR       |
| 7        | 663-45587-20    | SHIM (T:0.15MM)      | 1   | 1  | UR       |
| 8        | 663-45587-30    | SHIM (T:0.18MM)      | 1   | 1  | UR       |
| 9        | 663-45587-40    | SHIM (T:0.30MM)      | 1   | 1  | UR       |
| 10       | 663-45587-50    | SHIM (T:0.40MM)      | 1   | 1  | UR       |
| 11       | 663-45587-60    | SHIM (T:0.50MM)      | 1   | 1  | UR       |
| 12       | 93332-00001     | BEARING              | 1   | 1  |          |
| 13       | 90340-08002     | PLUG, STRAIGHT SCREW | 1   | 1  |          |
| 14       | 90430-08020     | GASKET               | 2   | 2  |          |
| 15       | 688-45341-10    | PLUG, DRAIN          | 1   | 1  |          |
| 16       | 63D-45214-00    | COVER, WATER INLET 1 | 1   | 1  |          |
| 17       | 63D-45215-00    | COVER, WATER INLET 2 | 1   | 1  |          |
| 18       | 90142-05M06     | SCREW, COUNTERSUNK   | 1   | 1  |          |
| 19       | 95380-05600     | NUT                  | 1   | 1  |          |
| 20       | 63D-45321-00    | PLATE                | 1   | 1  |          |
| 21       | 93106-09014     | OIL SEAL             | 1   | 1  |          |
| 22       | 93210-33MG4     | O-RING               | 1   | 1  |          |
| 23       | 6E5-45378-00    | NIPPLE, HOSE         | 1   | 1  |          |
| 24       | 90445-07ME8     | HOSE (L80)           | 1   | 1  | L(20.7") |
| 25       | 6E5-83558-10    | END, NIPPLE          | 1   | 1  |          |
| 26       | 90465-11M10     | CLAMP                | 2   | 2  |          |
| 27       | 63D-44311-00    | HOUSING, WATER PUMP  | 1   | 1  |          |



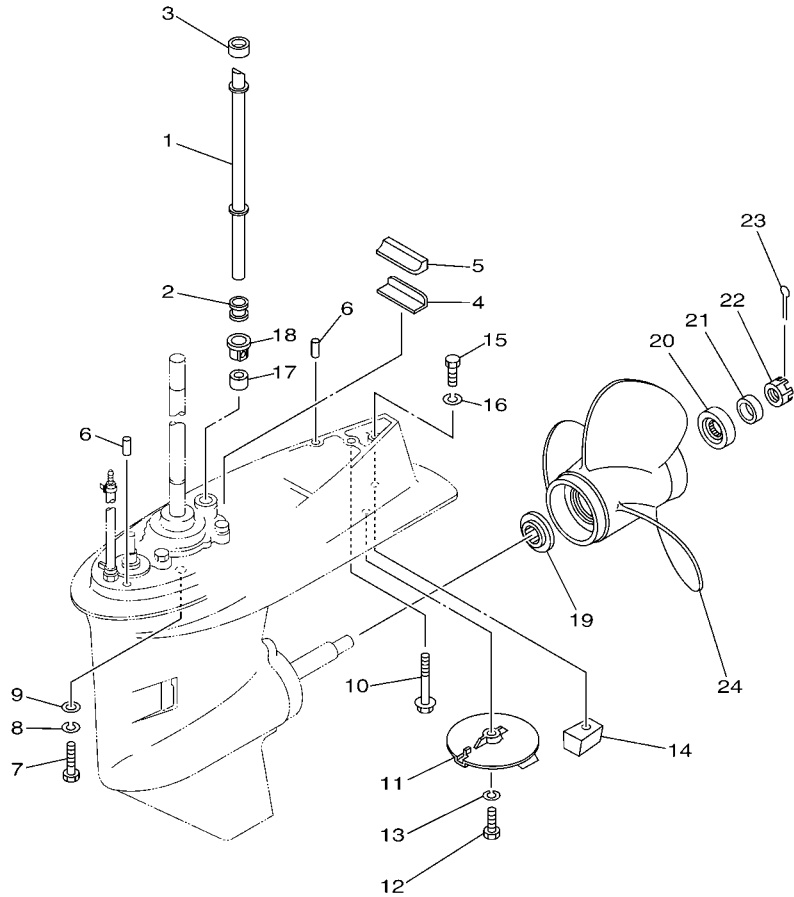
**FIG. 31 LOWER CASING & DRIVE 1**

| REF. NO. | PART NO.        | DESCRIPTION            | EHT | ET | REMARKS  |
|----------|-----------------|------------------------|-----|----|----------|
| 22       | 63D-44322-00    | INSERT, CARTRIDGE      | 1   | 1  |          |
| 23       | 6H3-44352-00    | IMPELLER               | 1   | 1  |          |
| 24       | 93210-59MG7     | O-RING                 | 1   | 1  |          |
| 25       | 90280-03024     | KEY, WOODRUFF          | 1   | 1  |          |
| 26       | 63D-44323-00    | OUTER PLATE, CARTRIDGE | 1   | 1  |          |
| 27       | 63D-44316-00    | GASKET, WATER PUMP     | 1   | 1  |          |
| 28       | 93604-08062     | PIN, DOWEL             | 2   | 2  |          |
| 29       | 90119-08M15     | BOLT, WITH WASHER      | 4   | 4  |          |
| 30       | 6BG-44341-00    | HOUSING, WATER PUMP    | 1   | 1  |          |
| 31       | 93101-25M57     | OIL SEAL               | 2   | 2  |          |
| 32       | 93210-48001     | O-RING                 | 1   | 1  |          |
| 33       | 63D-45344-00    | COVER, OIL SEAL        | 1   | 1  |          |
| 34       | 90201-27M00     | WASHER, PLATE          | 1   | 1  |          |
| 35       | 69W-45501-00    | DRIVE SHAFT COMP.      | 1   | 1  | L(20.7") |
| 36       | 69W-45551-00    | PINION (13T)           | 1   | 1  |          |
| 37       | 90170-12138     | NUT                    | 1   | 1  |          |
| 38       | 69W-45560-00    | GEAR 1 (24T)           | 1   | 1  |          |
| 39       | 93332-00092     | BEARING                | 1   | 1  |          |
| 40       | 663-45567-01    | SHIM (T:0.10MM)        | 1   | 1  | UR       |
|          | 663-45567-10    | SHIM (T:0.12MM)        | 1   | 1  | UR       |
|          | 663-45567-20    | SHIM (T:0.15MM)        | 1   | 1  | UR       |
|          | 663-45567-30    | SHIM (T:0.18MM)        | 1   | 1  | UR       |
|          | 663-45567-40    | SHIM (T:0.30MM)        | 1   | 1  | UR       |
|          | 663-45567-50    | SHIM (T:0.40MM)        | 1   | 1  | UR       |
|          | 663-45567-60    | SHIM (T:0.50MM)        | 1   | 1  | UR       |
| 41       | 62Y-45571-00    | GEAR 2 (24T)           | 1   | 1  |          |
| 42       | 63D-45361-02-8D | CAP, LOWER CASING      | 1   | 1  |          |



**FIG. 31 LOWER CASING & DRIVE 1**

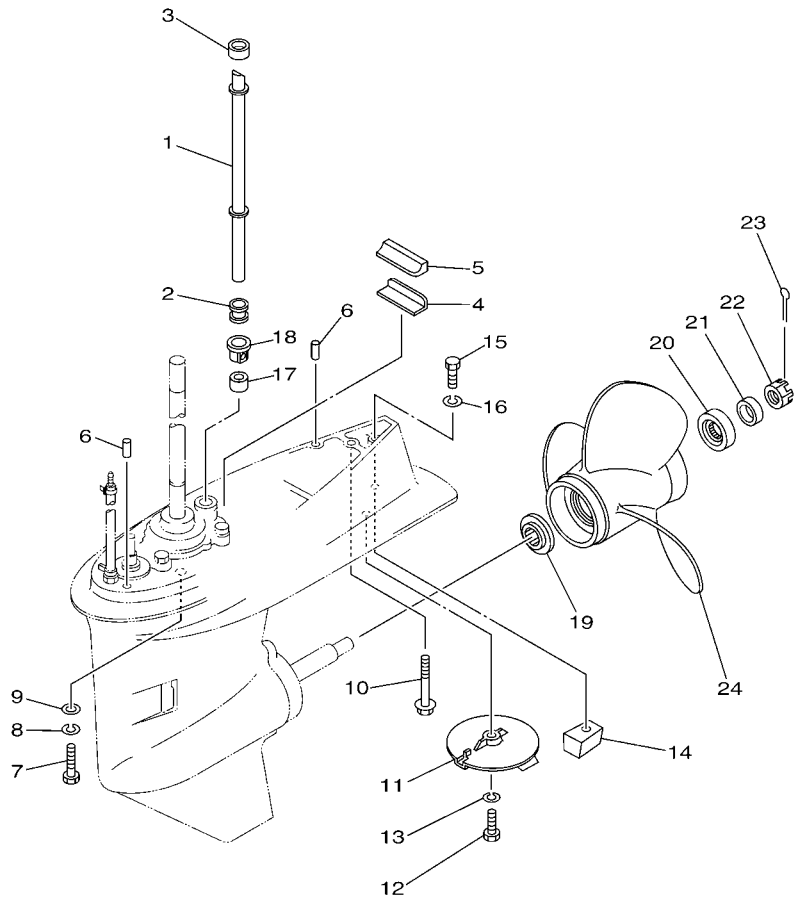
| REF. NO. | PART NO.     | DESCRIPTION         | EHT | ET | REMARKS |
|----------|--------------|---------------------|-----|----|---------|
| 43       | 90105-08M61  | BOLT, FLANGE        | 2   | 2  |         |
| 44       | 93306-001U1  | BEARING             | 1   | 1  |         |
| 45       | 63D-45577-00 | SHIM (T:0.10MM)     | 1   | 1  | UR      |
|          | 63D-45577-10 | SHIM (T:0.12MM)     | 1   | 1  | UR      |
|          | 63D-45577-20 | SHIM (T:0.15MM)     | 1   | 1  | UR      |
|          | 63D-45577-30 | SHIM (T:0.18MM)     | 1   | 1  | UR      |
|          | 63D-45577-40 | SHIM (T:0.30MM)     | 1   | 1  | UR      |
|          | 63D-45577-50 | SHIM (T:0.40MM)     | 1   | 1  | UR      |
|          | 63D-45577-60 | SHIM (T:0.50MM)     | 1   | 1  | UR      |
| 46       | 93210-74MG5  | O-RING              | 2   | 2  |         |
| 47       | 93210-69MG6  | O-RING              | 1   | 1  |         |
| 48       | 93317-22204  | BEARING             | 1   | 1  |         |
| 49       | 93101-22M00  | OIL SEAL            | 2   | 2  |         |
| 50       | 62Y-44151-00 | CAM, SHIFT          | 1   | 1  |         |
| 51       | 63D-44144-00 | ROD, SHIFT          | 1   | 1  |         |
| 52       | 93210-07003  | O-RING              | 1   | 1  |         |
| 53       | 99001-08600  | CIRCLIP             | 1   | 1  |         |
| 54       | 63D-45611-00 | SHAFT, PROPELLER    | 1   | 1  |         |
| 55       | 90201-22008  | WASHER, PLATE       | 1   | 1  |         |
| 56       | 62Y-45631-00 | CLUTCH, DOG         | 1   | 1  |         |
| 57       | 663-45634-00 | SLIDE, SHIFT        | 1   | 1  |         |
| 58       | 90501-18001  | SPRING, COMPRESSION | 1   | 1  |         |
| 59       | 63D-45635-00 | PLUNGER, SHIFT      | 1   | 1  |         |
| 60       | 90250-06023  | PIN, STRAIGHT       | 1   | 1  |         |
| 61       | 67C-45633-00 | RING, CROSS PIN     | 1   | 1  |         |



  
 6C11010-D320

**FIG. 32 LOWER CASING & DRIVE 2**

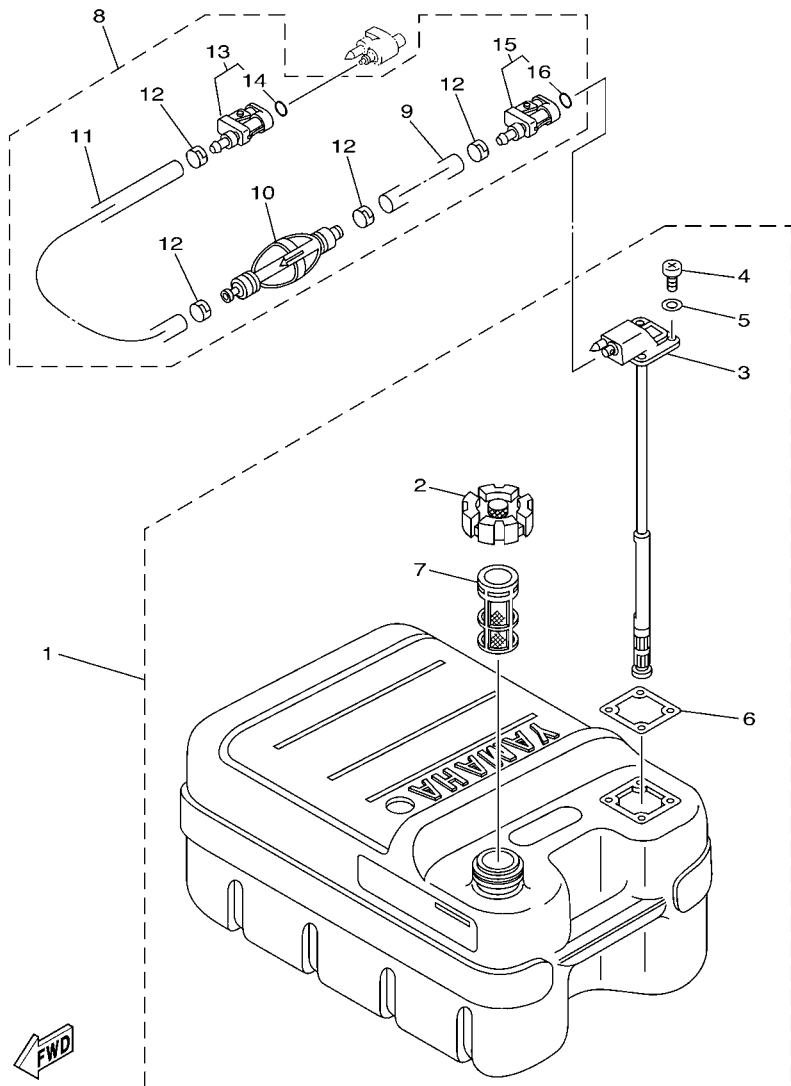
| REF. NO. | PART NO.        | DESCRIPTION                 | EHT | ET | REMARKS  |
|----------|-----------------|-----------------------------|-----|----|----------|
| 1        | 6C5-44361-00    | TUBE, WATER 1               | 1   | 1  | L(20.7") |
| 2        | 663-44367-00    | DAMPER, WATER SEAL 3        | 1   | 1  |          |
| 3        | 663-44366-00    | DAMPER, WATER SEAL 2        | 1   | 1  |          |
| 4        | 663-45376-00    | GUIDE, SEAL DAMPER          | 1   | 1  |          |
| 5        | 63D-45375-00    | DAMPER, SEAL                | 1   | 1  |          |
| 6        | 93606-12019     | PIN, DOWEL                  | 2   | 2  |          |
| 7        | 97075-10040     | BOLT                        | 4   | 4  | L(20.7") |
| 8        | 92995-10100     | WASHER                      | 4   | 4  | L(20.7") |
| 9        | 92995-10600     | WASHER                      | 4   | 4  | L(20.7") |
| 10       | 90119-08M84     | BOLT, WITH WASHER           | 1   | 1  | L(20.7") |
| 11       | 67C-45371-00    | TAB-TRIM                    | 1   | 1  |          |
| 12       | 97095-08025     | BOLT                        | 1   | 1  |          |
| 13       | 92995-08100     | WASHER                      | 1   | 1  |          |
| 14       | 67C-45251-00    | ANODE                       | 1   | 1  |          |
| 15       | 97095-08035     | BOLT                        | 1   | 1  |          |
| 16       | 92995-08100     | WASHER                      | 1   | 1  |          |
| 17       | 663-44366-00    | DAMPER, WATER SEAL 2        | 1   | 1  |          |
| 18       | 63D-44312-00    | COVER, WATER PUMP HOUSING   | 1   | 1  |          |
| 19       | 663-45987-02    | SPACER 1                    | 1   | 1  |          |
| 20       | 66T-45997-00    | SPACER 2                    | 1   | 1  |          |
| 21       | 90389-22M01     | BUSH                        | 1   | 1  |          |
| 22       | 90171-16011     | NUT, CASTLE                 | 1   | 1  |          |
| 23       | 91490-30025     | PIN. COTTER                 | 1   | 1  |          |
| 24       | 69W-45943-00-EL | PROPELLER (3X11"X15"-G)     | 1   | 1  | UR       |
|          | 69W-45945-00-EL | PROPELLER (3X11-1/8"X13"-G) | 1   | 1  | UR       |
|          | 69W-45947-00-EL | PROPELLER (3X11-5/8"X11"-G) | 1   | 1  | UR       |
|          | 69W-45952-00-EL | PROPELLER (3X11-3/8"X12"-G) | 1   | 1  | UR       |



6C11010-D320

FIG. 32 LOWER CASING & DRIVE 2

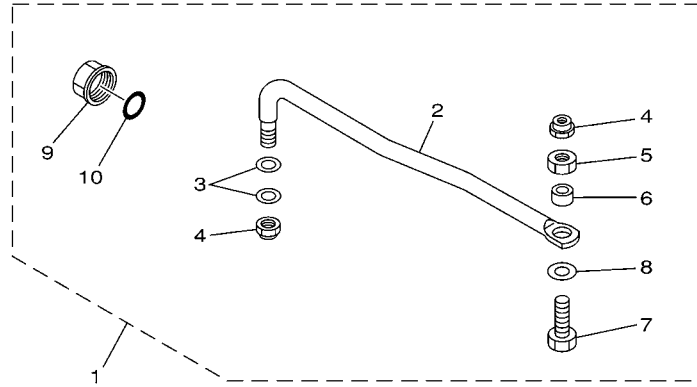
| REF. NO. | PART NO.        | DESCRIPTION                 | EHT | ET |  | REMARKS         |
|----------|-----------------|-----------------------------|-----|----|--|-----------------|
| 24       | 663-45941-01-EL | PROPELLER (3X10-3/4"X17"-G) | 1   | 1  |  | UR              |
|          | 663-45949-01-EL | PROPELLER (3X10-3/4"X16"-G) | 1   | 1  |  | UR              |
|          | 663-45952-02-EL | PROPELLER (3X11-3/8"X12"-G) | 1   | 1  |  | UR              |
|          | 663-45956-01-EL | PROPELLER (3X12-1/4"X9"-G)  | 1   | 1  |  | UR              |
|          | 663-45958-01-EL | PROPELLER (3X11-1/4"X14"-G) | 1   | 1  |  | UR              |
|          | 6H5-45943-00-EL | PROPELLER (3X10"X15"-G)     | 1   | 1  |  | UR WITH LIP CUP |
|          | 6H5-45945-00-EL | PROPELLER (3X10-3/8"X13"-G) | 1   | 1  |  | UR WITH LIP CUP |
|          | 6H5-45952-00-EL | PROPELLER (3X10-5/8"X12"-G) | 1   | 1  |  | UR WITH LIP CUP |
|          | 6H5-45958-00-EL | PROPELLER (3X10-1/4"X14"-G) | 1   | 1  |  | UR WITH LIP CUP |
|          | 663-45970-60-98 | PROPELLER (3X11-3/4"X12"-G) | 1   | 1  |  | UR              |
|          | 663-45972-60-98 | PROPELLER (3X12"X11"-G)     | 1   | 1  |  | UR              |
|          | 663-45974-60-98 | PROPELLER (3X11-1/2"X13"-G) | 1   | 1  |  | UR              |
|          | 697-45970-00-98 | PROPELLER (3X11-1/4"X14"-G) | 1   | 1  |  | UR              |
|          | 663-45930-00-98 | PROPELLER (3X10-1/4"X14"-G) | 1   | 1  |  | UR              |
|          | 663-45974-02-98 | PROPELLER (3X10-5/8"X13"-G) | 1   | 1  |  | UR              |
|          | 663-45976-00-98 | PROPELLER (3X10-1/4"X15"-G) | 1   | 1  |  | UR              |
|          | 663-45978-00-98 | PROPELLER (3X10-1/4"X16"-G) | 1   | 1  |  | UR              |



68U3100-C240

FIG. 33 FUEL TANK

| REF. NO. | PART NO.     | DESCRIPTION              | EHT | ET |  | REMARKS        |
|----------|--------------|--------------------------|-----|----|--|----------------|
| 1        | 6YJ-24201-10 | FUEL TANK ASSY (24L)     | 1   | 1  |  | AP FOR OCE     |
| 2        | 6YJ-24610-01 | .CAP ASSY                | 1   | 1  |  |                |
| 3        | 6Y1-24260-12 | .FUEL METER ASSY         | 1   | 1  |  | WITH INDICATOR |
| 4        | 90157-05M19  | .SCREW, PAN HEAD         | 4   | 4  |  |                |
| 5        | 6Y1-24329-00 | .SEAL                    | 4   | 4  |  |                |
| 6        | 6Y1-24268-00 | .GASKET, FUEL METER      | 1   | 1  |  |                |
| 7        | 6YJ-24167-00 | .STRAINER                | 1   | 1  |  |                |
| 8        | 61J-24306-04 | FUEL PIPE COMP. 1        | 1   | 1  |  | AP FOR OCE     |
| 9        | 90445-11M06  | .HOSE (L2050)            | 1   | 1  |  |                |
| 10       | 61J-24360-00 | .PRIMER PUMP ASSY        | 1   | 1  |  |                |
| 11       | 90445-11M05  | .HOSE (L850)             | 1   | 1  |  |                |
| 12       | 650-24351-01 | .BAND 1                  | 4   | 4  |  |                |
| 13       | 6G1-24305-05 | .FUEL PIPE JOINT COMP. 2 | 1   | 1  |  |                |
| 14       | 93210-08287  | ..O-RING                 | 1   | 1  |  |                |
| 15       | 6Y1-24305-06 | .FUEL PIPE JOINT COMP. 2 | 1   | 1  |  |                |
| 16       | 93210-08287  | ..O-RING                 | 1   | 1  |  |                |

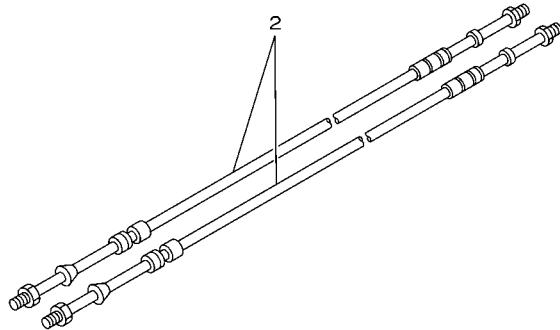
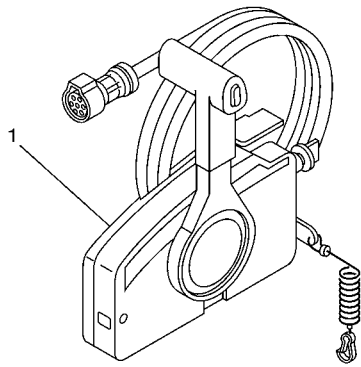


65W0010-8210

FIG. 34 STEERING GUIDE

| REF. NO. | PART NO.     | DESCRIPTION                   | EHT | ET |  | REMARKS |
|----------|--------------|-------------------------------|-----|----|--|---------|
| 1        | 65W-61350-00 | STEERING GUIDE ATTACHMENT KIT |     | 1  |  | AP      |
| 2        | 65W-61351-00 | .ROD, STEERING LINK           |     | 1  |  |         |
| 3        | 90201-10M20  | .WASHER, PLATE                |     | 2  |  |         |
| 4        | 90185-09M01  | .NUT, SELF-LOCKING            |     | 2  |  |         |
| 5        | 90170-09M03  | .NUT                          |     | 1  |  |         |
| 6        | 90387-10M42  | .COLLAR                       |     | 1  |  |         |
| 7        | 90101-09M01  | .BOLT                         |     | 1  |  |         |
| 8        | 90201-10M63  | .WASHER, PLATE                |     | 1  |  |         |
| 9        | 6E5-43145-01 | .CAP, CLAMP BRACKET           |     | 1  |  |         |
| 10       | 93210-16275  | .O-RING                       |     | 1  |  |         |
|          |              |                               |     |    |  |         |
|          |              |                               |     |    |  |         |
|          |              |                               |     |    |  |         |
|          |              |                               |     |    |  |         |





67M0100-8280

**FIG. 35 REMOTE CONTROL BOX**

| REF. NO. | PART NO.     | DESCRIPTION                 | EHT | ET |  | REMARKS    |
|----------|--------------|-----------------------------|-----|----|--|------------|
| 1        | 703-48205-18 | REMOTE CONTROL ASSY (10P)   |     | 1  |  | AP OCE,BRA |
| 2        | 701-48310-90 | CABLE, REMOTE CONTROL L=11F |     | 2  |  | UR         |
|          | 701-48320-00 | CABLE, REMOTE CONTROL L=12F |     | 2  |  | UR         |
|          | 701-48320-20 | CABLE, REMOTE CONTROL L=13F |     | 2  |  | UR         |
|          | 701-48320-50 | CABLE, REMOTE CONTROL L=15F |     | 2  |  | UR         |
| -----    |              |                             |     |    |  |            |
| -----    |              |                             |     |    |  |            |
| -----    |              |                             |     |    |  |            |
| -----    |              |                             |     |    |  |            |
| -----    |              |                             |     |    |  |            |
| -----    |              |                             |     |    |  |            |
| -----    |              |                             |     |    |  |            |
| -----    |              |                             |     |    |  |            |
| -----    |              |                             |     |    |  |            |

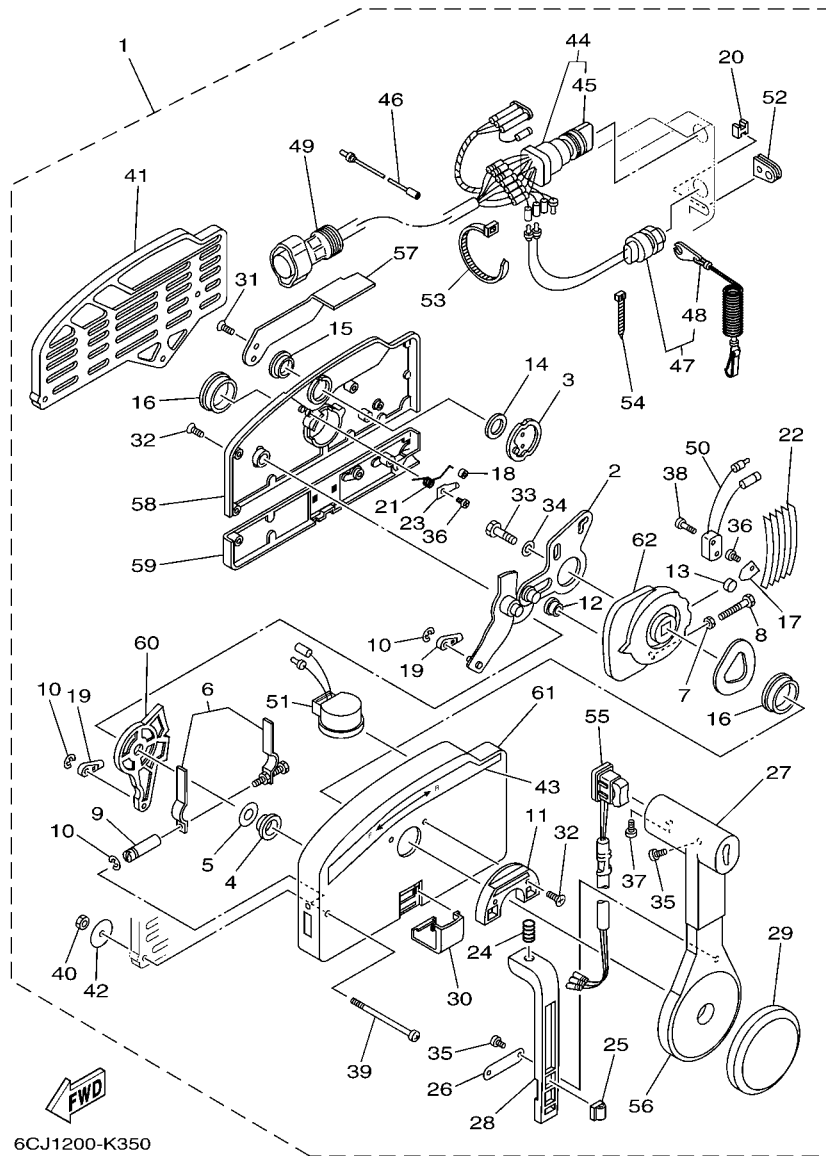


FIG. 36 REMOTE CONTROL ASSY

| REF. NO. | PART NO.     | DESCRIPTION                  | EHT | ET | REMARKS       |
|----------|--------------|------------------------------|-----|----|---------------|
| 1        | 703-48205-18 | REMOTE CONTROL ASSY (10P)    |     | 1  | AP OCE,BRA    |
| 2        | 703-48261-01 | .ARM, THROTTLE               |     | 1  |               |
| 3        | 703-48153-00 | .SHAFT, FREE ACCEL.          |     | 1  |               |
| 4        | 703-48235-00 | .BUSHING                     |     | 1  |               |
| 5        | 703-48268-00 | .SPACER                      |     | 1  |               |
| 6        | 703-48264-00 | .FRICTION, THROTTLE          |     | 1  |               |
| 7        | 95380-05600  | .NUT                         |     | 1  |               |
| 8        | 97380-05025  | .BOLT                        |     | 1  |               |
| 9        | 703-48265-00 | .SHAFT, FRICTION             |     | 1  |               |
| 10       | 93430-06024  | .CIRCLIP                     |     | 3  |               |
| 11       | 703-48245-00 | .PLATE, LOCK                 |     | 1  |               |
| 12       | 703-48252-00 | .ROLLER, CAM                 |     | 1  |               |
| 13       | 701-48248-00 | .ROLLER, FREE ACCEL.         |     | 1  |               |
| 14       | 703-48198-00 | .WASHER, WAVE                |     | 1  |               |
| 15       | 703-48243-00 | .BUSHING                     |     | 1  |               |
| 16       | 703-48236-00 | .BUSHING 1                   |     | 2  |               |
| 17       | 703-48189-00 | .RETAINER                    |     | 1  |               |
| 18       | 703-48234-00 | .ROLLER, DETENT              |     | 1  |               |
| 19       | 703-48345-01 | .CABLE END, REMOTE CONTROL 2 |     | 2  |               |
| 20       | 703-48358-00 | .ANCHOR, CABLE               |     | 1  |               |
| 21       | 703-48244-00 | .SPRING, FREE ACCEL.         |     | 1  |               |
| 22       | 703-48238-00 | .SPRING, DETENT              |     | 5  |               |
| 23       | 703-48246-00 | .SPACER                      |     | 1  |               |
| 24       | 703-48227-00 | .SPRING, NEUTRAL LOCK        |     | 1  |               |
| 25       | 703-82594-00 | .CLAMP                       |     | 1  | WITH PT/T SW. |
| 26       | 703-48226-00 | .PLATE, STOPPER              |     | 1  |               |
| 27       | 703-48222-00 | .GRIP, CONTROL LEVER         |     | 1  | SINGLE        |

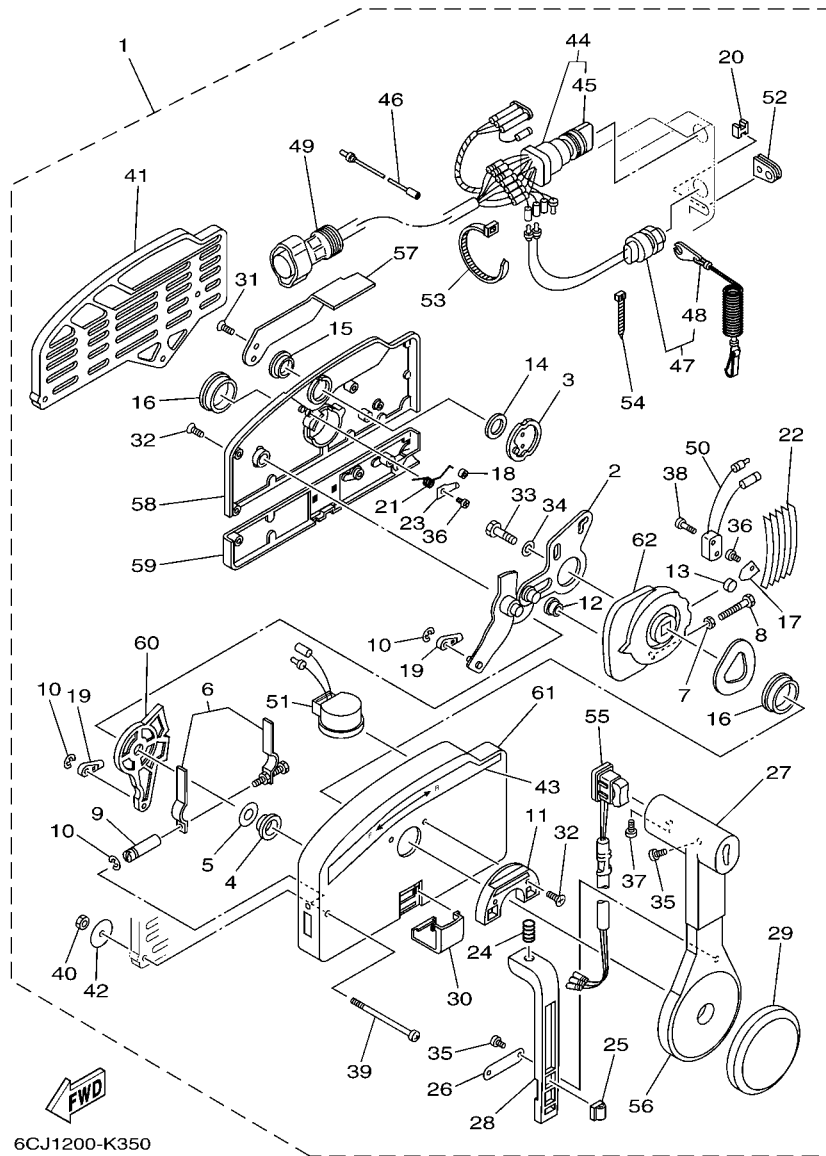


FIG. 36 REMOTE CONTROL ASSY

| REF. NO. | PART NO.     | DESCRIPTION                     | EHT | ET | REMARKS |
|----------|--------------|---------------------------------|-----|----|---------|
| 28       | 703-48223-00 | .LOCK, NEUTRAL                  |     | 1  |         |
| 29       | 703-48225-00 | .COVER                          |     | 1  |         |
| 30       | 703-48219-00 | .COVER, LEAD                    |     | 1  |         |
| 31       | 703-48281-00 | .SCREW                          |     | 2  |         |
| 32       | 703-48282-00 | .SCREW                          |     | 7  |         |
| 33       | 97380-08030  | .BOLT                           |     | 1  |         |
| 34       | 92990-08600  | .WASHER, PLATE                  |     | 1  |         |
| 35       | 98580-04010  | .SCREW, PAN HEAD                |     | 3  |         |
| 36       | 98580-04006  | .SCREW, PAN HEAD                |     | 2  |         |
| 37       | 98580-05010  | .SCREW, PAN HEAD                |     | 1  |         |
| 38       | 98580-03015  | .SCREW, PAN HEAD                |     | 2  |         |
| 39       | 703-48291-10 | .SCREW (M6)                     |     | 3  |         |
| 40       | 95380-06600  | .NUT, HEXAGON                   |     | 3  |         |
| 41       | 703-48293-10 | .SPACER, REMOTE CONTROL         |     | 1  | SINGLE  |
| 42       | 701-48287-00 | .WASHER                         |     | 3  |         |
| 43       | 703-48215-00 | .GRAPHIC                        |     | 1  |         |
| 44       | 703-82510-43 | .MAIN SWITCH ASSY               |     | 1  |         |
| 45       | 703-82577-00 | ..CAP, KEY                      |     | 1  |         |
| 46       | 703-82531-00 | .WIRE, LEAD (L70)               |     | 1  |         |
| 47       | 688-82575-01 | .ENGINE STOP SWITCH ASSY        |     | 1  |         |
| 48       | 682-82556-00 | ..LANYARD, STOP SWITCH          |     | 1  |         |
| 49       | 688-8258A-20 | .EXTENSION, WIRE HARNESS (4.9M) |     | 1  | (10P)   |
| 50       | 703-82540-00 | .NEUTRAL SWITCH ASSY            |     | 1  |         |
| 51       | 703-83383-10 | .BUZZER                         |     | 1  |         |
| 52       | 703-48284-00 | .GROMMET                        |     | 1  |         |
| 53       | 703-82591-00 | .BAND                           |     | 1  |         |
| 54       | 703-82592-00 | .BAND                           |     | 1  |         |

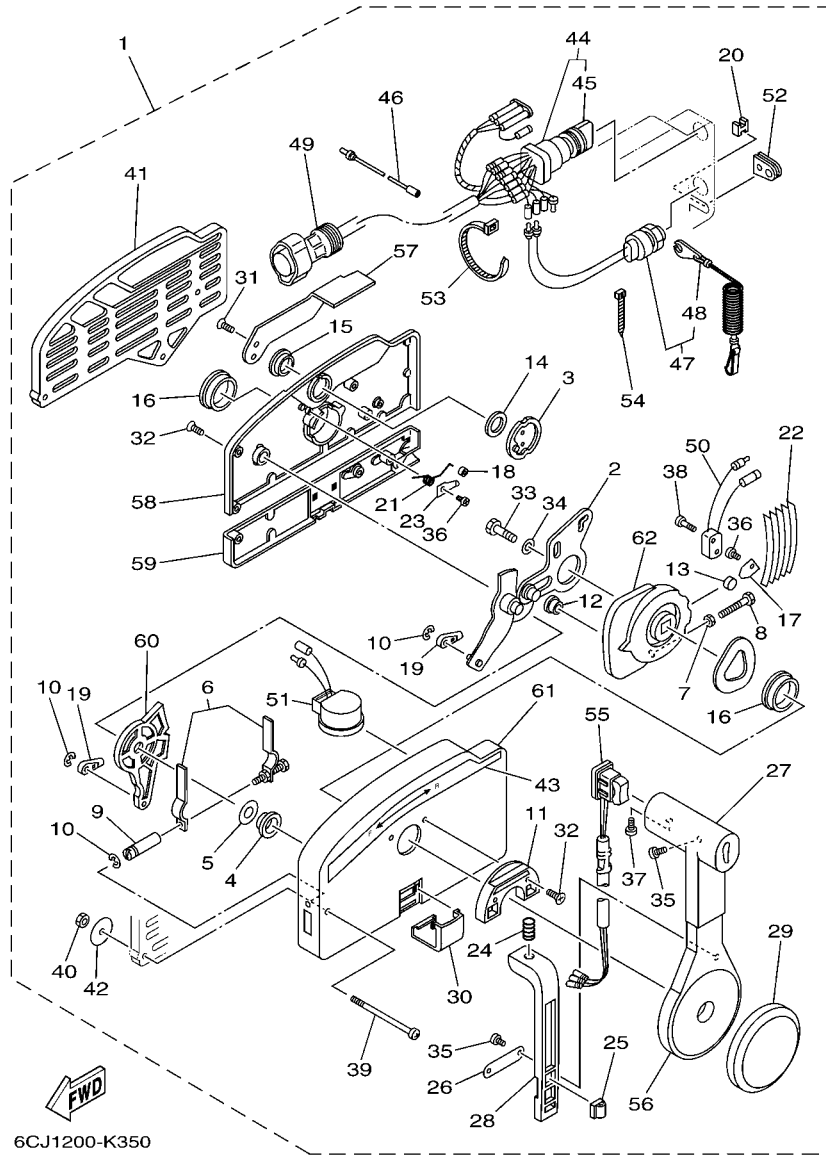
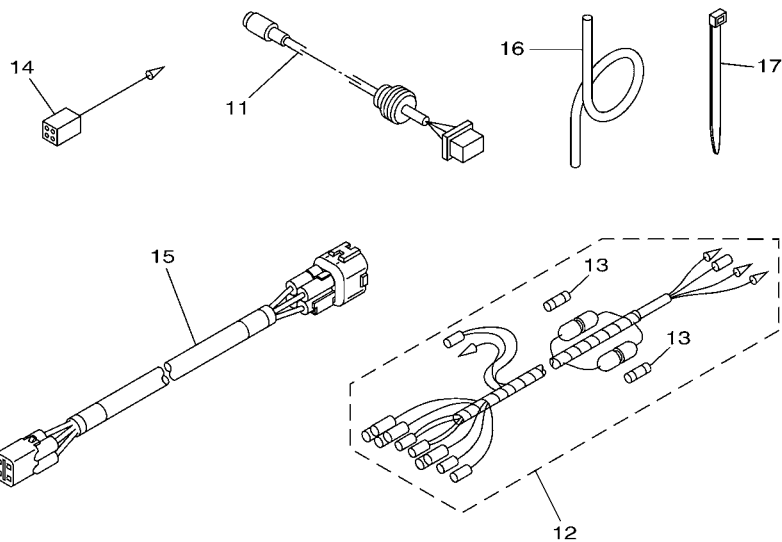
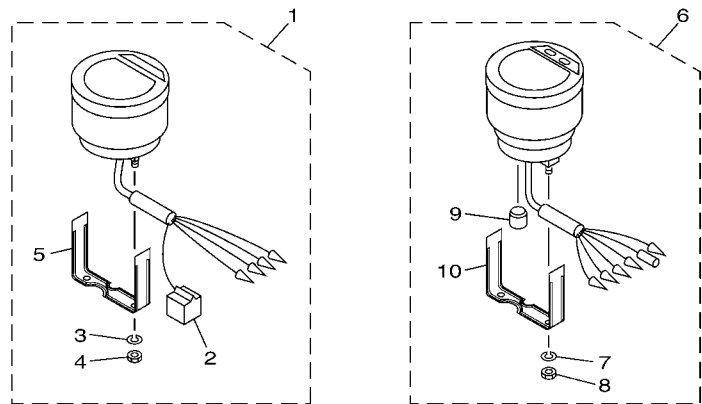


FIG. 36 REMOTE CONTROL ASSY

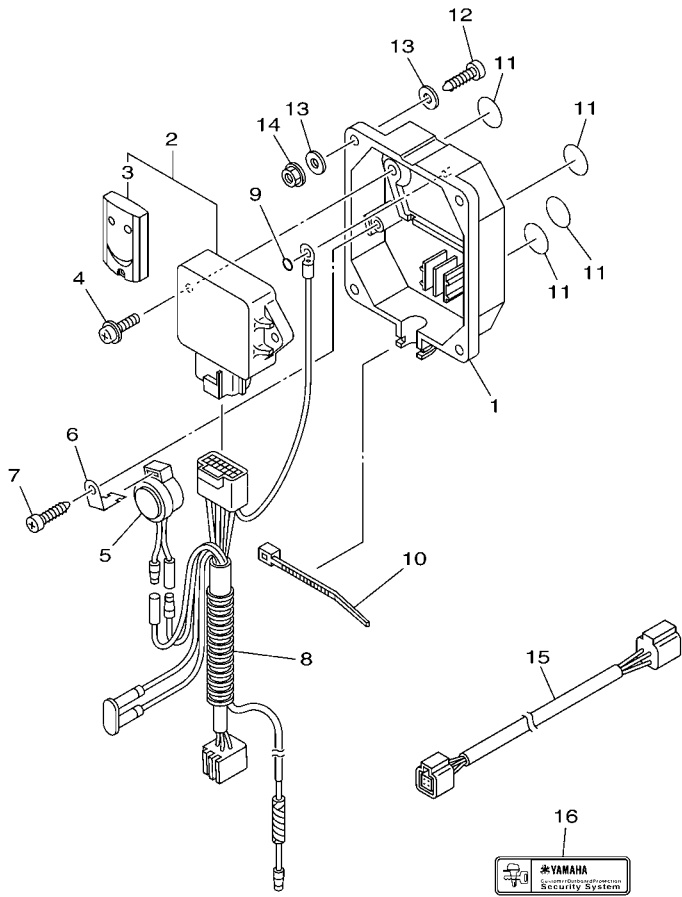
| REF. NO. | PART NO.     | DESCRIPTION              | EHT | ET | REMARKS       |
|----------|--------------|--------------------------|-----|----|---------------|
| 55       | 703-82563-02 | .TRIM & TILT SWITCH ASSY |     | 1  | WITH PT/T SW. |
| 56       | 703-48221-00 | .LEVER, CONTROL          |     | 1  |               |
| 57       | 703-48152-00 | .KNOB, FREE ACCEL.       |     | 1  |               |
| 58       | 703-48212-00 | .BACK PLATE 1            |     | 1  |               |
| 59       | 703-48213-00 | .BACK PLATE 2            |     | 1  |               |
| 60       | 703-48271-00 | .ARM, SHIFT              |     | 1  |               |
| 61       | 703-48211-02 | .HOUSING,1               |     | 1  |               |
| 62       | 703-48232-00 | .GEAR                    |     | 1  |               |



6C14100-G370

FIG. 37 METER

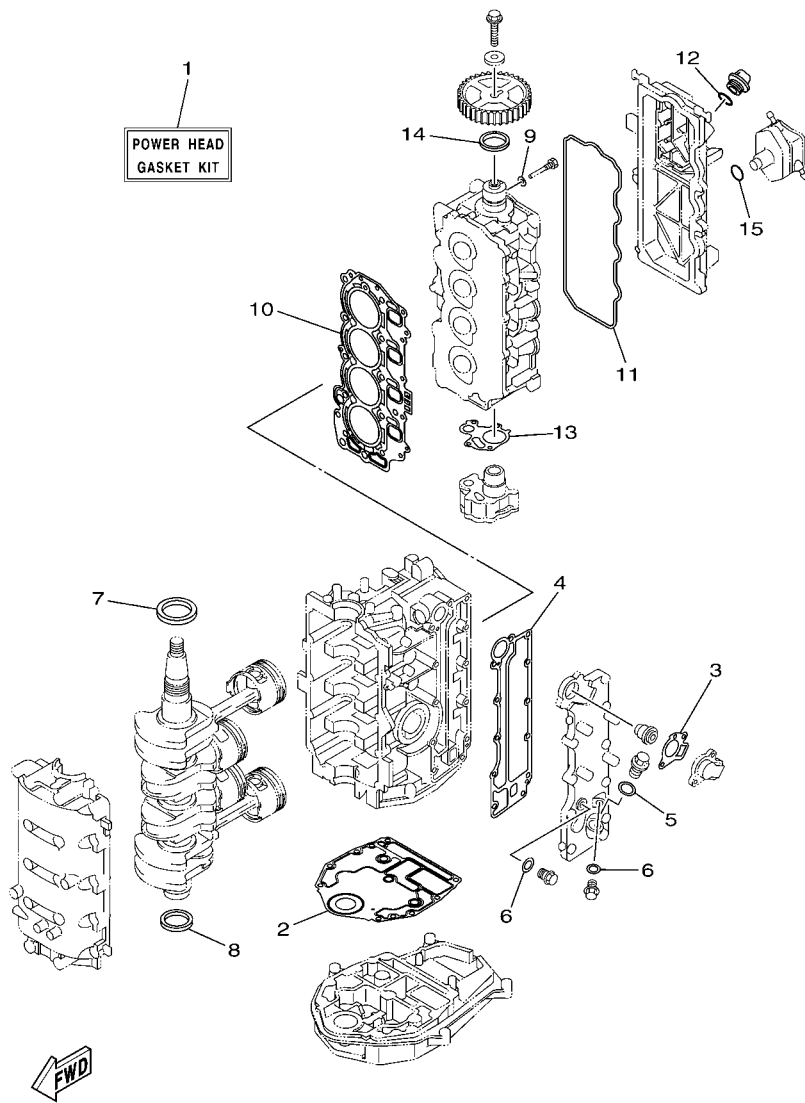
| REF. NO. | PART NO.     | DESCRIPTION               | EHT | ET |  | REMARKS          |
|----------|--------------|---------------------------|-----|----|--|------------------|
| 1        | 6Y5-8350T-90 | DIGITAL TACHOMETER ASSY   |     | 1  |  | AP FOR OCE,BRA   |
| 2        | 9E450-04533  | .CONNECTOR                |     | 1  |  | F-4-W            |
| 3        | 92990-04100  | .WASHER, SPRING           |     | 2  |  |                  |
| 4        | 95380-04600  | .NUT                      |     | 2  |  |                  |
| 5        | 6Y5-8355X-T1 | .BRACKET, METER 1         |     | 1  |  |                  |
| 6        | 6Y5-83570-S5 | SPEEDOMETER ASSY          |     | 1  |  | AP FOR OCE       |
| 7        | 92990-04100  | .WASHER, SPRING           |     | 2  |  |                  |
| 8        | 95380-04600  | .NUT                      |     | 2  |  |                  |
| 9        | 6Y5-83533-T2 | .GROMMET                  |     | 1  |  |                  |
| 10       | 6Y5-8355X-T1 | .BRACKET, METER 1         |     | 1  |  |                  |
| 11       | 6Y5-87122-S0 | CORD ASSY 1               |     | 1  |  | AP FOR OCE       |
| 12       | 6Y5-83553-M0 | WIRE, LEAD (L=2.5M)       |     | 1  |  | AP FOR OCE       |
|          | 6Y5-83553-00 | WIRE, LEAD (L=2.5M)       |     | 1  |  | AP FOR BRA       |
| 13       | 1E6-82151-00 | .FUSE (10A)               |     | 2  |  | FOR 6Y5-83553-M0 |
|          | 1E6-82151-00 | .FUSE (10A)               |     | 1  |  | FOR 6Y5-83553-00 |
| 14       | 6Y5-82117-00 | WIRE, LEAD (BLACK) (L300) |     | 1  |  | AP FOR OCE       |
| 15       | 6Y5-83653-30 | WIRE, LEAD (L=8.0M)       |     | 1  |  | AP FOR OCE 4P,8M |
|          | 6Y5-83653-20 | WIRE, LEAD (L=7.0M)       |     | 1  |  | AP FOR BRA 4P,7M |
| 16       | 6Y5-83557-10 | TUBE (8M)                 |     | 1  |  | AP FOR OCE       |
| 17       | 90465-11M10  | CLAMP                     |     | 2  |  | AP FOR OCE       |



6CJ1100-K370

FIG. 38 OPTIONAL PARTS

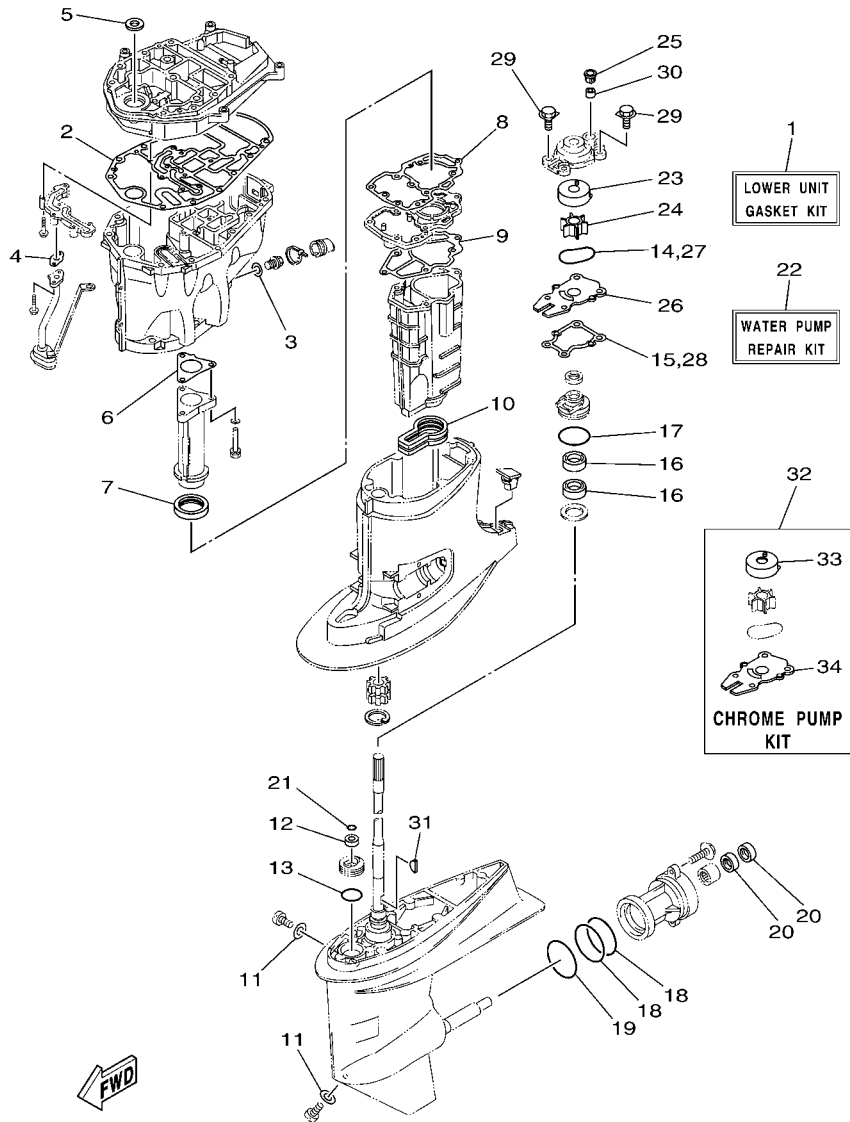
| REF. NO. | PART NO.     | DESCRIPTION              | EHT | ET | REMARKS         |
|----------|--------------|--------------------------|-----|----|-----------------|
| 1        | 6Y8-86267-00 | CASE COMPLETE 1          |     | 1  | FOR OCE ONLY    |
| 2        | 6Y8-86260-10 | REMOTE CONTROL UNIT ASSY |     | 1  | FOR OCE ONLY    |
| 3        | 6AA-86261-20 | .TRANSMITTER COMP        |     | 2  |                 |
| 4        | 97980-06216  | SCREW, WITH WASHER       |     | 2  | FOR OCE ONLY    |
| 5        | 6X4-83383-00 | BUZZER                   |     | 1  | FOR OCE ONLY    |
| 6        | 6X4-83386-00 | STAY, BUZZER             |     | 1  | FOR OCE ONLY    |
| 7        | 97780-60620  | SCREW, TAPPING           |     | 1  | FOR OCE ONLY    |
| 8        | 6Y8-82509-10 | WIRE, SUB LEAD           |     | 1  | FOR OCE ONLY    |
| 9        | 93210-04279  | O-RING                   |     | 1  | FOR OCE ONLY    |
| 10       | 90465-11M10  | CLAMP                    |     | 1  | FOR OCE ONLY    |
| 11       | 6Y8-8454G-00 | PATCH 1                  |     | 4  | FOR OCE ONLY    |
| 12       | 90167-06M00  | SCREW, TAPPING           |     | 4  | UR FOR OCE ONLY |
|          | 97880-06035  | SCREW, PAN HEAD          |     | 4  | UR FOR OCE ONLY |
| 13       | 90201-06M30  | WASHER, PLATE            |     | 8  | FOR OCE ONLY    |
| 14       | 95780-06300  | NUT, FLANGE              |     | 4  | FOR OCE ONLY    |
| 15       | 6Y8-82521-11 | 2FT PIGTAIL BUS          |     | 1  | FOR OCE ONLY    |
| 16       | 6Y8-48277-00 | STICKER 1                |     | 4  | FOR OCE ONLY    |



6C16110-J310

FIG. 39 REPAIR KIT 1

| REF. NO. | PART NO.     | DESCRIPTION                  | EHT | ET | REMARKS |
|----------|--------------|------------------------------|-----|----|---------|
| 1        | 6C5-W0001-02 | POWER HEAD GASKET KIT        | 1   | 1  |         |
| 2        | 6BG-11351-00 | .GASKET, CYLINDER            | 1   | 1  |         |
| 3        | 62Y-12414-00 | .GASKET, COVER               | 1   | 1  |         |
| 4        | 6C5-41114-10 | .GASKET, EXHAUST OUTER COVER | 1   | 1  |         |
| 5        | 90430-18130  | .GASKET                      | 1   | 1  |         |
| 6        | 90430-14115  | .GASKET                      | 2   | 2  |         |
| 7        | 93102-43M42  | .OIL SEAL                    | 1   | 1  |         |
| 8        | 93101-35002  | .OIL SEAL                    | 1   | 1  |         |
| 9        | 90430-06014  | .GASKET                      | 1   | 1  |         |
| 10       | 6C5-11181-01 | .GASKET, CYLINDER HEAD 1     | 1   | 1  |         |
| 11       | 62Y-11356-00 | .SEAL, CYLINDER 2            | 1   | 1  |         |
| 12       | 93210-24M79  | .O-RING                      | 1   | 1  |         |
| 13       | 6C5-13329-00 | .GASKET, PUMP COVER          | 1   | 1  |         |
| 14       | 93102-37M40  | .OIL SEAL                    | 1   | 1  |         |
| 15       | 93210-24M79  | .O-RING                      | 1   | 1  |         |



6C17110-K330

FIG. 40 REPAIR KIT 2

| REF. NO. | PART NO.     | DESCRIPTION                 | EHT | ET |  |  | REMARKS |
|----------|--------------|-----------------------------|-----|----|--|--|---------|
| 1        | 6C5-W0001-21 | LOWER UNIT GASKET KIT       | 1   | 1  |  |  |         |
| 2        | 6C5-15312-01 | .GASKET, OIL PAN            | 1   | 1  |  |  |         |
| 3        | 90430-14M09  | .GASKET                     | 1   | 1  |  |  |         |
| 4        | 6C5-13414-01 | .GASKET, STRAINER COVER     | 1   | 1  |  |  |         |
| 5        | 93103-18011  | .OIL SEAL                   | 1   | 1  |  |  |         |
| 6        | 6C5-41133-00 | .GASKET, EXHAUST MANIFOLD 1 | 1   | 1  |  |  |         |
| 7        | 6C5-46132-00 | .GASKET 1                   | 1   | 1  |  |  |         |
| 8        | 6C5-41134-00 | .GASKET, EXHAUST MANIFOLD   | 1   | 1  |  |  |         |
| 9        | 6C5-41135-00 | .GASKET, EXHAUST MANIFOLD   | 1   | 1  |  |  |         |
| 10       | 6C5-45123-00 | .GASKET, MUFFLER            | 1   | 1  |  |  |         |
| 11       | 90430-08020  | .GASKET                     | 2   | 2  |  |  |         |
| 12       | 93106-09014  | .OIL SEAL                   | 1   | 1  |  |  |         |
| 13       | 93210-33MG4  | .O-RING                     | 1   | 1  |  |  |         |
| 14       | 93210-59MG7  | .O-RING                     | 1   | 1  |  |  |         |
| 15       | 63D-44316-00 | .GASKET, WATER PUMP         | 1   | 1  |  |  |         |
| 16       | 93101-25M57  | .OIL SEAL                   | 2   | 2  |  |  |         |
| 17       | 93210-48001  | .O-RING                     | 1   | 1  |  |  |         |
| 18       | 93210-74MG5  | .O-RING                     | 2   | 2  |  |  |         |
| 19       | 93210-69MG6  | .O-RING                     | 1   | 1  |  |  |         |
| 20       | 93101-22M00  | .OIL SEAL                   | 2   | 2  |  |  |         |
| 21       | 93210-07003  | .O-RING                     | 1   | 1  |  |  |         |
| 22       | 63D-W0078-01 | WATER PUMP REPAIR KIT       | 1   | 1  |  |  |         |
| 23       | 63D-44322-00 | .INSERT, CARTRIDGE          | 1   | 1  |  |  |         |
| 24       | 6H3-44352-00 | .IMPELLER                   | 1   | 1  |  |  |         |
| 25       | 63D-44312-00 | .COVER, WATER PUMP HOUSING  | 1   | 1  |  |  |         |
| 26       | 63D-44323-00 | .OUTER PLATE, CARTRIDGE     | 1   | 1  |  |  |         |
| 27       | 93210-59MG7  | .O-RING                     | 1   | 1  |  |  |         |



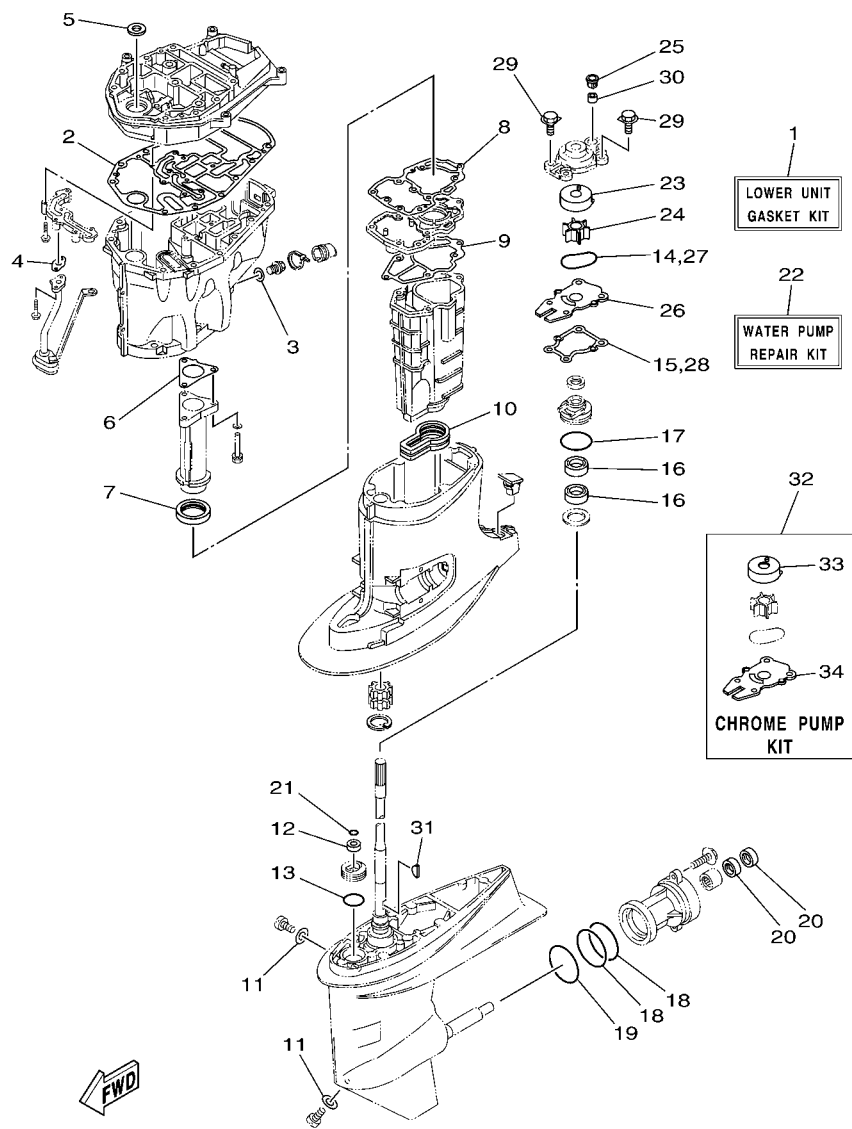


FIG. 40 REPAIR KIT 2

| REF. NO. | PART NO.     | DESCRIPTION             | EHT | ET |  |  | REMARKS |
|----------|--------------|-------------------------|-----|----|--|--|---------|
| 28       | 63D-44316-00 | .GASKET, WATER PUMP     | 1   | 1  |  |  |         |
| 29       | 90119-08M15  | .BOLT, WITH WASHER      | 4   | 4  |  |  |         |
| 30       | 663-44366-00 | .DAMPER, WATER SEAL 2   | 1   | 1  |  |  |         |
| 31       | 90280-03024  | .KEY, WOODRUFF          | 1   | 1  |  |  |         |
| 32       | 63D-W0078-0A | CHROME PUMP KIT         | 1   | 1  |  |  |         |
| 33       | 63D-44322-40 | .INSERT, CARTRIDGE      | 1   | 1  |  |  |         |
| 34       | 63D-44323-40 | .OUTER PLATE, CARTRIDGE | 1   | 1  |  |  |         |
|          |              |                         |     |    |  |  |         |
|          |              |                         |     |    |  |  |         |
|          |              |                         |     |    |  |  |         |
|          |              |                         |     |    |  |  |         |
|          |              |                         |     |    |  |  |         |

NUMERICAL INDEX

| PART NO.        | REF. NO. | PART NO.        | REF. NO. | PART NO.        | REF. NO. | PART NO.        | REF. NO. | PART NO.        | REF. NO. | PART NO.        | REF. NO. |
|-----------------|----------|-----------------|----------|-----------------|----------|-----------------|----------|-----------------|----------|-----------------|----------|
| 6C5-11111-01-9S | 4 - 2    | 62Y-12151-00    | 5 - 9    | 6C5-13577-00    | 9 - 10   | 6C5-14985-00    | 8 - 3    | 6C5-24378-00    | 20 - 13  | 6X4-42115-00    | 21 - 22  |
| 62Y-11119-00    | 4 - 22   | 6C5-12151-00    | 5 - 12   | 6C5-13593-00    | 8 - 20   | 6C5-15100-11    | 2 - 2    | 6C5-24379-00    | 9 - 17   | 6X4-42119-01    | 21 - 5   |
|                 | 4 - 34   | 62Y-12158-00    | 5 - 11   | 6C5-13641-00    | 6 - 2    | 6C5-15311-01-CA | 30 - 1   | 6C5-24387-00    | 9 - 14   | 63D-42121-22-8D | 21 - 58  |
| 62Y-11133-30    | 4 - 3    | 6C5-12158-00    | 5 - 14   | 6C5-13645-00    | 6 - 3    | 6C5-15312-01    | 30 - 2   | 6C5-24410-00    | 11 - 20  | 63D-42126-00    | 21 - 17  |
| 6C5-11168-00    | 4 - 16   | 64J-12159-00    | 5 - 10   | 6C5-13716-00    | 8 - 22   |                 | 40 - 2   | 62Y-24411-02    | 11 - 22  | 6X4-42128-00    | 21 - 13  |
| 6C5-11181-01    | 4 - 10   | 6C5-12159-00    | 5 - 13   | 6C5-13739-00    | 9 - 24   | 6CJ-15316-00    | 30 - 4   | 6C5-24415-00    | 11 - 21  | 6X4-42131-11    | 21 - 54  |
|                 | 39 - 10  | 6C5-12171-00    | 10 - 1   | 6C5-13750-00    | 6 - 5    | 6C5-1531A-01    | 4 - 27   | 6C5-2441R-00    | 8 - 6    | 6X4-42137-00    | 21 - 7   |
| 6C5-11191-01-9S | 4 - 14   | 6C5-12231-00    | 5 - 15   | 6C5-13761-00    | 6 - 16   | 6CJ-15333-00    | 30 - 10  | 6C5-2441R-10    | 8 - 6    | 62Y-42154-00    | 24 - 26  |
| 6G8-11197-01    | 4 - 6    | 6C5-12233-00    | 5 - 16   | 6C5-13781-00    | 8 - 21   | 6C5-15362-00    | 30 - 12  | 6C5-2441T-00    | 8 - 7    | 6X4-42159-00    | 21 - 48  |
| 62Y-11325-00    | 2 - 18   | 6C5-12241-00    | 5 - 17   | 6C5-13906-01    | 8 - 9    | 6G8-15363-00    | 4 - 25   | 6C5-2441T-10    | 8 - 7    | 6C5-42171-00    | 24 - 27  |
| 6G8-11325-00    | 4 - 4    | 6C5-12243-00    | 5 - 18   | 6C5-13907-00    | 8 - 17   | 6C5-15378-00    | 4 - 28   | 62Y-24423-00    | 11 - 23  | 6X4-42177-00    | 21 - 6   |
| 66M-11327-00-94 | 2 - 20   | 6G8-12411-03    | 2 - 12   | 6C5-13910-00    | 8 - 16   | 6C5-15378-11    | 4 - 31   | 6C5-24444-00    | 9 - 9    | 6C5-42335-00    | 24 - 32  |
| 66M-11328-00    | 2 - 19   | 688-12412-00    | 2 - 13   | 6C5-13910-10    | 8 - 16   | 6C5-21337-00    | 8 - 24   | 62Y-24444-01    | 11 - 26  | 6C5-42508-00    | 23 - 1   |
| 6BG-11351-00    | 2 - 8    | 6C5-12413-00-9S | 2 - 14   | 6C5-13915-00    | 8 - 19   | 6C5-21337-10    | 8 - 24   | 6C5-24453-00    | 8 - 8    | 69W-42510-01-8D | 26 - 1   |
|                 | 39 - 2   | 62Y-12414-00    | 2 - 15   | 6C5-13974-00    | 9 - 15   | 6C5-21841-00    | 9 - 11   | 62Y-24454-00    | 11 - 25  | 67C-42525-00    | 23 - 4   |
| 62Y-11356-00    | 4 - 19   |                 | 39 - 3   | 6C5-1410B-00    | 6 - 17   | 6C5-22435-00    | 27 - 19  | 6D8-24469-00    | 11 - 13  | 6C5-42527-00    | 23 - 2   |
|                 | 39 - 11  | 62Y-12481-10    | 2 - 11   | 6C5-1410F-00    | 9 - 22   | 6C5-22471-00    | 27 - 12  | 6C5-24471-00    | 11 - 27  | 65W-42528-00    | 23 - 10  |
| 6C5-11411-01    | 3 - 1    | 66M-12535-00    | 2 - 21   | 6C5-14127-00    | 8 - 18   | 6C5-2247A-00    | 11 - 4   | 6D8-24519-00    | 11 - 14  | 67C-42561-00    | 23 - 7   |
| 6BG-11416-00    | 3 - 2    | 69W-12535-00    | 20 - 3   | 6C5-14127-10    | 8 - 18   | 6YJ-24167-00    | 33 - 7   | 6C5-2451B-00    | 9 - 21   | 67C-42562-00    | 23 - 6   |
| 6BG-11416-10    | 3 - 2    | 68T-12572-00    | 20 - 2   | 6X4-14137-00    | 21 - 26  | 6YJ-24201-10    | 33 - 1   | 6C5-2451B-10    | 9 - 21   | 6C1-42610-00    | 1 - 1    |
| 6BG-11416-20    | 3 - 2    | 6C5-12576-00    | 7 - 17   | 6C5-14148-00    | 9 - 13   | 6C5-24251-00    | 9 - 20   | 6D8-24560-00    | 11 - 9   | 6C5-42610-00    | 1 - 1    |
| 6BG-11416-30    | 3 - 2    | 6R3-12580-00    | 20 - 8   | 6C5-14148-10    | 9 - 13   | 6Y1-24260-12    | 33 - 3   | 6D8-24562-00    | 11 - 12  | 6C5-42610-A0    | 1 - 1    |
| 6C5-11536-00    | 10 - 7   | 6C5-12858-00    | 2 - 31   | 6BG-14149-00    | 9 - 8    | 6Y1-24268-00    | 33 - 6   | 6D8-24563-00    | 11 - 10  | 67C-42613-00-8D | 1 - 2    |
| 6C5-11537-00    | 10 - 2   | 6C5-13105-01    | 6 - 10   | 6C5-14180-00    | 8 - 1    | 6G1-24304-02    | 11 - 1   | 6D8-24564-00    | 11 - 11  | 6C5-42615-00    | 1 - 14   |
| 6H4-11545-00    | 13 - 5   | 62Y-13131-00    | 11 - 24  | 6C5-14180-10    | 8 - 1    | 6G1-24305-05    | 12 - 6   | 6C5-24566-01    | 11 - 15  | 6C5-42651-00    | 1 - 4    |
| 62Y-11557-00    | 10 - 8   | 6C5-13142-00    | 10 - 14  | 6CJ-14182-00    | 8 - 2    |                 | 33 - 13  | 6C5-24592-00    | 8 - 10   | 67C-42652-02    | 1 - 6    |
| 6G8-11577-00    | 10 - 15  | 6C5-13161-00    | 6 - 13   | 6C5-14182-10    | 8 - 2    | 6Y1-24305-06    | 12 - 8   | 6YJ-24610-01    | 33 - 2   | 69W-42677-00    | 1 - 9    |
| 67C-11603-00    | 3 - 7    | 6C5-13300-00    | 10 - 11  | 6C5-14191-00    | 8 - 13   |                 | 33 - 15  | 69W-26301-00    | 21 - 42  | 62Y-42677-30    | 1 - 9    |
| 67C-11604-00    | 3 - 7    | 6C5-13329-00    | 10 - 17  | 6C5-14200-00    | 6 - 1    | 61J-24306-04    | 12 - 1   | 6X4-26367-00    | 21 - 37  | 69W-42677-A0    | 1 - 9    |
| 67C-11605-00    | 3 - 7    |                 | 39 - 13  | 6C5-14225-00    | 8 - 25   |                 | 33 - 8   |                 | 21 - 44  | 6C1-42678-00    | 1 - 10   |
| 69W-11631-01-97 | 3 - 6    | 6CJ-13411-00    | 30 - 8   | 6C5-14251-00    | 9 - 12   | 6YL-24306-60    | 12 - 10  | 6C5-28100-00    | 11 - 35  | 6C5-42678-00    | 1 - 10   |
| 62Y-11633-00    | 3 - 8    | 6C5-13414-01    | 30 - 9   | 6C5-14386-00    | 8 - 5    | 6C5-24312-00    | 20 - 6   | 67F-2812A-00    | 16 - 33  | 6C5-42678-A0    | 1 - 10   |
| 69W-11635-01    | 3 - 6    |                 | 40 - 4   | 6C5-14397-00    | 6 - 11   | 6C5-24321-00    | 9 - 3    | 6C5-41113-11-9S | 2 - 9    | 69W-42681-00    | 1 - 12   |
| 69W-11636-01    | 3 - 6    | 6C5-13428-01    | 7 - 21   |                 | 8 - 14   | 6C5-24321-10    | 9 - 3    | 6C5-41114-10    | 2 - 16   | 69W-42682-00    | 1 - 13   |
| 6C5-11650-00    | 3 - 3    | 67F-13434-20    | 1 - 16   | 6C5-14440-00    | 7 - 4    | 6C5-24322-00    | 9 - 4    |                 | 39 - 4   | 6C5-42710-00-8D | 19 - 1   |
| 6C5-11654-00    | 3 - 4    | 6C5-13437-42    | 13 - 16  | 6C5-14446-00    | 6 - 15   | 6C5-24322-10    | 9 - 4    | 6C5-41131-00-CA | 29 - 5   | 6C5-42710-10-8D | 19 - 1   |
| 6CJ-11656-00    | 3 - 5    | 6C5-13437-52    | 13 - 16  | 6C1-14453-01    | 7 - 5    | 6C5-24323-00    | 9 - 5    | 6C5-41133-00    | 29 - 4   | 62Y-42715-01    | 24 - 10  |
| 6CJ-11656-10    | 3 - 5    | 5GH-13440-20    | 2 - 30   | 6C5-14453-01    | 7 - 5    | 6CJ-24324-00    | 9 - 6    |                 | 40 - 6   | 62Y-42716-00    | 19 - 5   |
| 6CJ-11656-20    | 3 - 5    | 69W-13448-00    | 1 - 15   | 6C1-14477-00    | 7 - 6    | 6CJ-24325-00    | 9 - 7    | 6C5-41134-00    | 29 - 9   | 65W-42717-00    | 19 - 6   |
| 6CJ-11656-30    | 3 - 5    | 6C5-13542-00    | 9 - 2    | 62Y-14485-00    | 4 - 15   | 61N-24329-00    | 19 - 28  |                 | 40 - 8   | 6C5-42718-00    | 19 - 8   |
| 69W-12111-00    | 5 - 1    | 6C5-13545-00    | 9 - 18   | 6C5-14496-00    | 6 - 9    | 6Y1-24329-00    | 33 - 5   | 6C5-41135-00    | 29 - 12  | 6BG-42724-00    | 19 - 23  |
| 51Y-12114-00    | 5 - 4    | 6C5-13545-10    | 9 - 18   | 6C5-14546-00    | 8 - 4    | 650-24351-01    | 12 - 5   |                 | 40 - 9   | 65W-42724-10    | 20 - 1   |
| 62Y-12116-00    | 5 - 3    | 6C5-13546-00    | 9 - 1    | 6C5-14546-10    | 8 - 4    |                 | 33 - 12  | 6C5-41137-01-CA | 29 - 1   | 6X4-42725-01    | 21 - 57  |
| 30X-12117-00    | 5 - 5    | 6C5-13546-10    | 9 - 1    | 6C5-14567-00    | 8 - 15   | 61J-24360-00    | 12 - 3   | 688-41211-01    | 24 - 23  | 6C5-42725-30    | 19 - 9   |
| 30X-12118-00    | 5 - 6    | 6C5-13547-00    | 9 - 19   | 6C5-14711-00-CA | 29 - 13  |                 | 33 - 10  | 6H4-41237-00    | 24 - 24  | 6C5-42726-00    | 19 - 43  |
| 51Y-12119-00    | 5 - 7    | 6C5-13547-10    | 9 - 19   | 6CJ-14960-00    | 8 - 12   | 62Y-24374-01    | 11 - 29  | 6X4-41291-00    | 21 - 8   | 62Y-42727-00    | 19 - 10  |
| 69W-12121-00    | 5 - 2    | 6C5-13548-00    | 9 - 23   | 6C5-14960-10    | 8 - 12   | 67F-24377-00    | 11 - 5   | 6X4-42101-J3    | 21 - 1   | 68U-42727-00    | 19 - 26  |
| 6C5-12146-00    | 5 - 8    | 6C5-13557-00    | 6 - 4    | 6C5-14984-00    | 8 - 23   | 688-24378-00    | 20 - 11  | 6X4-42111-02-8D | 21 - 2   | 6H3-42727-00    | 19 - 27  |

NUMERICAL INDEX

| PART NO.        | REF. NO. | PART NO.        | REF. NO. | PART NO.        | REF. NO. | PART NO.        | REF. NO. | PART NO.        | REF. NO. | PART NO.     | REF. NO. |
|-----------------|----------|-----------------|----------|-----------------|----------|-----------------|----------|-----------------|----------|--------------|----------|
| 6X4-42727-00    | 22 - 17  | 6C6-43841-00    | 27 - 29  | 69W-44121-00    | 24 - 1   | 63D-45214-00    | 31 - 10  | 663-45930-00-98 | 32 - 24  | 703-48234-00 | 36 - 18  |
| 6X4-42728-10    | 21 - 67  | 6C5-43845-00    | 27 - 65  | 688-44122-00    | 24 - 19  | 63D-45215-00    | 31 - 11  | 663-45941-01-EL | 32 - 24  | 703-48235-00 | 36 - 4   |
| 6C5-42738-00-8D | 19 - 7   | 62X-4384H-00    | 27 - 18  | 6C5-44122-00    | 24 - 8   | 65W-45251-00    | 25 - 5   | 69W-45943-00-EL | 32 - 24  | 703-48236-00 | 36 - 16  |
| 67C-42741-10-8D | 19 - 29  | 6C5-43851-00    | 27 - 38  | 6X4-44132-00    | 21 - 25  |                 | 25 - 7   | 6H5-45943-00-EL | 32 - 24  | 703-48238-00 | 36 - 22  |
| 6BG-42748-00    | 19 - 3   | 6C6-43853-00    | 27 - 34  | 62Y-44135-00    | 24 - 29  |                 | 25 - 24  | 69W-45945-00-EL | 32 - 24  | 703-48243-00 | 36 - 15  |
| 6AH-42794-40    | 20 - 18  | 6C5-43854-00    | 27 - 47  | 6X4-44139-01    | 21 - 9   | 67C-45251-00    | 32 - 14  | 6H5-45945-00-EL | 32 - 24  | 703-48244-00 | 36 - 21  |
| 6AH-42794-50    | 20 - 19  | 6C5-43855-00    | 27 - 43  | 63D-44144-00    | 31 - 51  | 69W-45300-01-8D | 31 - 1   | 69W-45947-00-EL | 32 - 24  | 703-48245-00 | 36 - 11  |
| 6AH-42794-70    | 20 - 18  | 6C5-43856-00    | 27 - 44  | 62Y-44151-00    | 31 - 50  | 69W-45301-00-8D | 31 - 2   | 663-45949-01-EL | 32 - 24  | 703-48246-00 | 36 - 23  |
| 6C5-42811-00    | 16 - 29  | 6C5-43861-00    | 27 - 10  | 6X4-44159-00-8D | 21 - 49  | 69W-45318-00    | 29 - 19  | 69W-45952-00-EL | 32 - 24  | 701-48248-00 | 36 - 13  |
| 67C-42815-00-8D | 19 - 12  |                 | 27 - 21  | 6X4-44173-00    | 21 - 50  | 63D-45321-00    | 31 - 14  | 6H5-45952-00-EL | 32 - 24  | 703-48252-00 | 36 - 12  |
| 67C-42816-01    | 19 - 17  | 6C5-43862-00    | 27 - 9   | 6X4-44177-00    | 21 - 12  | 688-45341-10    | 31 - 9   | 663-45952-02-EL | 32 - 24  | 6X4-48261-00 | 21 - 27  |
| 6X4-42821-00    | 21 - 30  | 62Y-43863-00    | 27 - 6   | 6X4-44188-00    | 21 - 15  | 63D-45344-00    | 31 - 33  | 663-45956-01-EL | 32 - 24  | 703-48261-01 | 36 - 2   |
| 6C5-43111-01-8D | 25 - 1   | 6C5-43863-00    | 27 - 8   | 6G8-44191-00    | 21 - 52  | 63D-45361-02-8D | 31 - 42  | 6H5-45958-00-EL | 32 - 24  | 703-48264-00 | 36 - 6   |
| 6C5-43112-01-8D | 25 - 2   | 6C5-43869-00    | 28 - 6   | 62Y-44311-00    | 31 - 21  | 67C-45371-00    | 32 - 11  | 663-45958-01-EL | 32 - 24  | 703-48265-00 | 36 - 9   |
| 6E5-43126-02    | 25 - 26  | 6C6-4386E-00    | 27 - 58  | 63D-44312-00    | 32 - 18  | 63D-45375-00    | 32 - 5   | 697-45970-00-98 | 32 - 24  | 703-48268-00 | 36 - 5   |
| 63D-43131-01    | 25 - 11  | 6C6-4386G-00    | 27 - 57  |                 | 40 - 25  | 663-45376-00    | 32 - 4   | 663-45970-60-98 | 32 - 24  | 703-48271-00 | 36 - 60  |
| 66T-43144-00    | 19 - 19  | 6C5-4386K-00    | 28 - 10  | 63D-44316-00    | 31 - 27  | 6E5-45378-00    | 31 - 17  | 663-45972-60-98 | 32 - 24  | 6Y8-48277-00 | 38 - 16  |
| 6G5-43144-00    | 25 - 23  | 6C5-43871-00    | 27 - 11  |                 | 40 - 15  | 69W-45501-00    | 31 - 35  | 663-45974-02-98 | 32 - 24  | 703-48281-00 | 36 - 31  |
| 6E5-43145-01    | 34 - 9   | 62X-43872-00    | 27 - 7   |                 | 40 - 28  | 6H4-45536-00    | 31 - 4   | 663-45974-60-98 | 32 - 24  | 703-48282-00 | 36 - 32  |
| 6G5-43148-00    | 25 - 19  | 6C5-43872-00    | 27 - 62  | 63D-44322-00    | 31 - 22  | 69W-45551-00    | 31 - 36  | 663-45976-00-98 | 32 - 24  | 703-48284-00 | 36 - 52  |
| 6C5-43181-00    | 25 - 14  | 6C5-43875-00    | 27 - 13  |                 | 40 - 23  | 69W-45560-00    | 31 - 38  | 663-45978-00-98 | 32 - 24  | 701-48287-00 | 36 - 42  |
| 6C5-43185-00    | 25 - 15  | 6H1-43875-00    | 27 - 64  | 63D-44322-40    | 40 - 33  | 663-45567-01    | 31 - 40  | 663-45987-02    | 32 - 19  | 703-48291-10 | 36 - 39  |
| 6C5-43311-01-8D | 25 - 9   | 6C6-43878-00    | 27 - 51  | 63D-44323-00    | 31 - 26  | 663-45567-10    | 31 - 40  | 66T-45997-00    | 32 - 20  | 703-48293-10 | 36 - 41  |
| 689-43633-00    | 23 - 8   | 6C5-43879-00    | 28 - 7   |                 | 40 - 26  | 663-45567-20    | 31 - 40  | 6C5-46132-00    | 29 - 6   | 701-48310-90 | 35 - 2   |
| 6C5-43800-01-8D | 27 - 1   | 62Y-4387G-00    | 27 - 52  | 63D-44323-40    | 40 - 34  | 663-45567-30    | 31 - 40  |                 | 40 - 7   | 701-48320-00 | 35 - 2   |
| 6C5-43801-00    | 27 - 3   | 6C6-4387G-00    | 27 - 35  | 6BG-44341-00    | 31 - 30  | 663-45567-40    | 31 - 40  | 6C5-46241-00    | 10 - 6   | 701-48320-20 | 35 - 2   |
| 6C5-43804-01    | 28 - 5   | 6C5-43880-01    | 28 - 1   | 6H3-44352-00    | 31 - 23  | 663-45567-50    | 31 - 40  | 6X4-47731-00    | 21 - 24  | 701-48320-50 | 35 - 2   |
| 6C5-43805-00    | 28 - 4   | 6C5-43881-01    | 28 - 11  |                 | 40 - 24  | 663-45567-60    | 31 - 40  | 6A5-48129-10    | 21 - 29  | 67C-48321-11 | 21 - 35  |
| 6C5-4380G-00    | 27 - 26  | 6C5-43882-00    | 28 - 8   | 6C5-44361-00    | 32 - 1   | 62Y-45571-00    | 31 - 41  | 703-48152-00    | 36 - 57  | 69W-48344-00 | 24 - 22  |
| 6C5-4380K-00    | 27 - 22  | 6H1-43883-00    | 27 - 30  | 663-44366-00    | 32 - 3   | 63D-45577-00    | 31 - 45  | 703-48153-00    | 36 - 3   |              | 24 - 36  |
| 6C5-43810-00    | 27 - 2   | 6C5-43885-00    | 26 - 18  |                 | 32 - 17  | 63D-45577-10    | 31 - 45  | 6X4-48154-00    | 21 - 18  | 703-48345-01 | 36 - 19  |
| 6C5-43816-00    | 27 - 25  | 62X-43888-00    | 28 - 12  |                 | 40 - 30  | 63D-45577-20    | 31 - 45  | 703-48189-00    | 36 - 17  | 703-48358-00 | 36 - 20  |
| 6C5-43817-10    | 27 - 23  | 6C6-4388E-00    | 27 - 55  | 663-44367-00    | 32 - 2   | 63D-45577-30    | 31 - 45  | 703-48198-00    | 36 - 14  | 65W-48511-10 | 26 - 41  |
| 6CJ-43818-00    | 25 - 36  | 6C6-4388F-00    | 27 - 56  | 6C5-44385-01    | 26 - 35  | 63D-45577-40    | 31 - 45  | 703-48205-18    | 35 - 1   | 62Y-48538-00 | 24 - 38  |
| 6C5-4381B-00    | 27 - 14  | 6C5-43891-00    | 28 - 9   | 6BL-44391-00    | 19 - 22  | 63D-45577-50    | 31 - 45  |                 | 36 - 1   | 63D-48538-00 | 21 - 40  |
| 6C5-4381K-00    | 27 - 39  | 6C5-43893-00    | 27 - 40  | 69W-44514-00-94 | 26 - 10  | 63D-45577-60    | 31 - 45  | 703-48211-02    | 36 - 61  |              | 21 - 46  |
| 6C6-4381K-00    | 27 - 42  | 6C6-43893-00    | 27 - 41  | 69W-44526-01    | 26 - 12  | 663-45587-01    | 31 - 5   | 703-48212-00    | 36 - 58  | 6X4-48538-00 | 21 - 36  |
| 6C5-43821-00    | 27 - 5   | 6C6-43894-00    | 27 - 31  | 6C5-44551-00-8D | 26 - 16  | 663-45587-10    | 31 - 5   | 703-48213-00    | 36 - 59  | 6X4-48538-10 | 21 - 43  |
| 62Y-43822-00    | 27 - 4   | 6C5-43895-00    | 27 - 46  | 6C5-44552-00-8D | 26 - 19  | 663-45587-20    | 31 - 5   | 6X4-48215-00    | 21 - 4   | 65W-61350-00 | 34 - 1   |
| 6H1-43829-00    | 27 - 67  | 6C5-43899-00    | 27 - 16  | 69W-44555-00-94 | 26 - 20  | 663-45587-30    | 31 - 5   | 703-48215-00    | 36 - 43  | 65W-61351-00 | 34 - 2   |
| 6C6-4382E-00    | 27 - 32  | 69J-4389J-00    | 27 - 24  | 6C5-44575-00    | 26 - 22  | 663-45587-40    | 31 - 5   | 703-48219-00    | 36 - 30  | 6C5-81145-00 | 6 - 7    |
| 6C5-4382K-00    | 27 - 45  |                 | 27 - 36  | 6C5-45111-00-8D | 29 - 25  | 663-45587-50    | 31 - 5   | 703-48221-00    | 36 - 56  | 6C5-81146-00 | 6 - 12   |
| 6C5-4382L-00    | 27 - 60  | 6X4-44100-00    | 21 - 21  | 6C5-45123-00    | 29 - 15  | 663-45587-60    | 31 - 5   | 703-48222-00    | 36 - 27  | 68V-81315-00 | 16 - 10  |
| 6C5-43830-00    | 27 - 28  | 6X4-44102-00    | 21 - 23  |                 | 40 - 10  | 63D-45611-00    | 31 - 54  | 703-48223-00    | 36 - 28  | 6C5-81336-00 | 15 - 2   |
| 6C5-43831-00    | 27 - 68  | 6X4-44114-00    | 22 - 15  | 6C5-45135-01    | 30 - 13  | 62Y-45631-00    | 31 - 56  | 703-48225-00    | 36 - 29  | 6C5-81337-00 | 13 - 1   |
| 6C5-43833-00    | 25 - 37  | 62Y-44117-01-94 | 24 - 2   | 6C5-45136-01    | 30 - 14  | 67C-45633-00    | 31 - 61  | 703-48226-00    | 36 - 26  | 6C5-81410-00 | 13 - 4   |
| 6C5-43834-00    | 25 - 38  | 62Y-44118-00-94 | 24 - 11  | 6C5-45155-00    | 29 - 18  | 663-45634-00    | 31 - 57  | 703-48227-00    | 36 - 24  | 6C5-81450-00 | 13 - 3   |
| 6C5-43841-00    | 27 - 61  | 6C5-44120-01    | 24 - 7   | 6C5-45181-00-CA | 29 - 10  | 63D-45635-00    | 31 - 59  | 703-48232-00    | 36 - 62  | 6CJ-81800-00 | 18 - 1   |

NUMERICAL INDEX

| PART NO.        | REF. NO. | PART NO.     | REF. NO. | PART NO.     | REF. NO. | PART NO.        | REF. NO. | PART NO.    | REF. NO. | PART NO.    | REF. NO. |
|-----------------|----------|--------------|----------|--------------|----------|-----------------|----------|-------------|----------|-------------|----------|
| 69J-81801-00    | 18 - 5   | 6G5-82119-00 | 15 - 34  | 6P2-82582-10 | 16 - 7   | 6C5-86112-00    | 7 - 14   | 90119-08069 | 7 - 2    | 90202-07M07 | 24 - 20  |
| 67F-81807-00    | 18 - 10  | 682-82119-01 | 15 - 28  | 6X4-82586-10 | 22 - 9   | 6C5-86120-00    | 7 - 12   | 90119-08102 | 29 - 16  | 90202-10M56 | 23 - 9   |
| 67F-81808-00    | 18 - 8   | 67C-82127-10 | 26 - 32  | 6E5-82587-00 | 15 - 42  | 6Y8-86260-10    | 38 - 2   | 90119-08131 | 26 - 21  | 90202-21100 | 26 - 25  |
| 67F-81809-00    | 18 - 19  | 6E5-82148-00 | 25 - 3   | 61A-82588-01 | 16 - 19  | 6AA-86261-20    | 38 - 3   | 90119-08132 | 29 - 17  | 90206-08N51 | 28 - 2   |
| 67F-81810-00    | 18 - 3   | 1E6-82151-00 | 37 - 13  | 688-8258A-20 | 36 - 49  | 6Y8-86267-00    | 38 - 1   | 90119-08154 | 2 - 4    | 90206-10M04 | 24 - 34  |
| 67F-81813-00    | 18 - 6   |              | 37 - 13  | 6C5-82590-40 | 16 - 1   | 6Y5-87122-S0    | 37 - 11  | 90119-08M15 | 31 - 29  | 90206-12052 | 19 - 15  |
| 6C5-81815-00    | 15 - 17  | 67F-82151-00 | 16 - 2   | 6C5-82590-60 | 16 - 1   | 6C5-87226-00    | 8 - 11   |             | 40 - 29  | 90206-12M22 | 21 - 61  |
| 68F-81820-00    | 18 - 7   | 67F-82151-10 | 16 - 3   | 703-82591-00 | 36 - 53  | 6C5-W0001-02    | 39 - 1   | 90119-08M84 | 32 - 10  | 90209-10M26 | 23 - 11  |
| 67F-81821-00    | 18 - 13  | 67F-8215B-10 | 16 - 4   | 703-82592-00 | 36 - 54  | 6C5-W0001-21    | 40 - 1   | 90142-05M06 | 31 - 12  | 90249-06M19 | 25 - 20  |
| 6C5-81822-00-94 | 17 - 3   | 67F-8215B-20 | 16 - 5   | 703-82594-00 | 36 - 25  | 69W-W0070-00    | 1 - 11   | 90152-05007 | 21 - 10  | 90250-06023 | 31 - 60  |
| 6K7-81826-11    | 18 - 24  | 6C5-82171-00 | 14 - 17  | 60V-8259F-00 | 16 - 17  | 63D-W0078-01    | 40 - 22  | 90157-05M19 | 33 - 4   | 90266-06M02 | 1 - 5    |
| 69J-81828-00    | 18 - 25  | 6C5-82176-00 | 16 - 27  | 6X4-83383-00 | 22 - 10  | 63D-W0078-0A    | 40 - 32  | 90159-04005 | 15 - 18  | 90280-03024 | 31 - 25  |
| 6C5-8182L-00    | 6 - 8    | 63P-82310-01 | 14 - 5   |              | 38 - 5   | 6C5-W009A-12-9S | 4 - 1    | 90159-06M14 | 16 - 25  |             | 40 - 31  |
| 67F-81830-00    | 18 - 17  | 6C5-82316-01 | 14 - 11  | 703-83383-10 | 36 - 51  | 6C5-W009B-04-9S | 2 - 1    | 90167-06002 | 20 - 4   | 90280-03M01 | 10 - 10  |
| 67F-81832-00    | 18 - 11  | 6C5-82316-11 | 14 - 12  | 6X4-83386-00 | 22 - 11  | 90101-06020     | 25 - 6   | 90167-06M00 | 38 - 12  | 90340-08002 | 31 - 7   |
| 67F-81836-00    | 18 - 12  | 6A0-82317-00 | 7 - 8    |              | 38 - 6   |                 | 25 - 8   | 90170-09M03 | 34 - 5   | 90340-14M06 | 2 - 28   |
| 6C5-81839-00    | 18 - 21  |              | 15 - 26  | 6Y5-8350T-90 | 37 - 1   |                 | 25 - 25  | 90170-12138 | 31 - 37  |             | 30 - 6   |
| 67F-8183R-00    | 18 - 16  | 6C5-82317-00 | 14 - 21  | 6Y5-83533-T2 | 37 - 9   | 90101-06054     | 24 - 12  | 90170-20137 | 13 - 6   | 90340-18M09 | 2 - 26   |
| 60V-8183T-00    | 18 - 18  | 6E7-82317-00 | 19 - 25  | 6Y5-83553-00 | 37 - 12  | 90101-08M15     | 26 - 11  | 90171-16011 | 32 - 22  | 90344-51003 | 2 - 7    |
| 69J-81840-00    | 18 - 4   | 6C5-82340-01 | 14 - 6   | 6Y5-83553-M0 | 37 - 12  | 90101-09M01     | 34 - 7   | 90179-06029 | 1 - 3    | 90386-08032 | 21 - 16  |
| 67F-81841-00    | 18 - 14  | 6C5-82377-00 | 20 - 17  | 6Y5-83557-10 | 37 - 16  | 90101-12014     | 21 - 59  | 90179-08003 | 15 - 15  | 90386-10025 | 25 - 17  |
| 60X-81842-00    | 18 - 20  | 63V-82377-50 | 25 - 41  | 6E5-83558-00 | 26 - 31  | 90101-12M65     | 25 - 42  | 90179-35001 | 10 - 9   | 90386-10M16 | 25 - 16  |
| 67F-81846-00    | 18 - 26  | 6C5-82388-00 | 16 - 14  |              | 26 - 38  | 90105-08060     | 5 - 20   | 90185-06M05 | 1 - 8    | 90386-12003 | 21 - 64  |
| 67F-81850-00    | 18 - 2   | 64J-82504-00 | 16 - 22  | 6E5-83558-10 | 31 - 19  | 90105-08M61     | 31 - 43  | 90185-08045 | 26 - 13  | 90386-12M37 | 19 - 13  |
| 67F-81857-00    | 18 - 9   | 6Y8-82509-10 | 38 - 8   | 6Y5-8355X-T1 | 37 - 5   | 90105-09005     | 4 - 12   | 90185-09M01 | 34 - 4   | 90386-12MA2 | 19 - 14  |
| 6X4-81860-00    | 22 - 20  | 6X4-82510-10 | 22 - 1   |              | 37 - 10  | 90109-06047     | 1 - 7    | 90185-10051 | 26 - 8   | 90386-18M35 | 25 - 28  |
| 6C5-81869-00    | 18 - 23  | 703-82510-43 | 36 - 44  | 6Y5-83570-S5 | 37 - 6   | 90109-06M65     | 4 - 8    | 90185-10M14 | 23 - 13  | 90386-18M92 | 25 - 27  |
| 67F-81891-00    | 18 - 15  | 6Y8-82521-11 | 38 - 15  | 6H4-83589-00 | 22 - 18  | 90109-06M80     | 19 - 34  | 90185-12M12 | 21 - 66  | 90386-22MA4 | 25 - 12  |
| 6C5-81919-00    | 16 - 34  | 6C5-8252R-00 | 16 - 28  | 6C5-83614-01 | 15 - 40  |                 | 20 - 5   | 90185-22M11 | 25 - 13  | 90386-26MA3 | 21 - 53  |
| 60V-81925-00    | 15 - 14  | 703-82531-00 | 36 - 46  | 62Y-83626-00 | 13 - 19  | 90109-06M81     | 19 - 11  | 90201-06015 | 29 - 8   | 90386-30M60 | 26 - 6   |
| 6C5-81941-00    | 18 - 22  | 6X4-82540-00 | 21 - 28  | 67F-83627-01 | 18 - 27  | 90109-06M86     | 15 - 41  | 90201-06M30 | 38 - 13  | 90386-30M77 | 26 - 4   |
| 6C5-81942-00    | 16 - 23  | 703-82540-00 | 36 - 50  | 6X4-83653-20 | 22 - 13  |                 | 15 - 41  | 90201-10060 | 25 - 40  | 90386-30M78 | 26 - 3   |
| 6C5-81948-00    | 15 - 21  | 6C5-82553-00 | 16 - 11  | 6Y5-83653-20 | 37 - 15  |                 | 19 - 20  | 90201-10120 | 26 - 42  | 90386-90M90 | 24 - 15  |
| 68V-8194A-00    | 15 - 32  | 6C5-82554-01 | 16 - 18  | 6Y5-83653-30 | 37 - 15  | 90109-06M88     | 23 - 3   | 90201-10144 | 10 - 5   | 90387-04001 | 16 - 20  |
| 60E-81950-00    | 15 - 1   | 682-82556-00 | 22 - 5   | 63D-83672-11 | 25 - 30  | 90109-12MA3     | 26 - 23  | 90201-10M20 | 24 - 16  | 90387-05M05 | 23 - 12  |
| 63P-81950-00    | 15 - 27  |              | 36 - 48  | 68F-83688-00 | 6 - 18   | 90116-10038     | 26 - 7   |             | 34 - 3   | 90387-05M11 | 23 - 14  |
| 6C5-81953-00    | 15 - 35  | 6X4-82563-00 | 22 - 7   | 6C5-84301-00 | 22 - 14  | 90119-06025     | 10 - 18  | 90201-10M63 | 34 - 8   | 90387-06060 | 19 - 4   |
| 68V-81960-10    | 14 - 14  | 703-82563-02 | 36 - 55  | 6Y8-8454G-00 | 38 - 11  | 90119-06077     | 16 - 31  | 90201-12035 | 21 - 63  | 90387-06119 | 7 - 9    |
| 6AH-81994-40    | 13 - 20  | 63D-82563-10 | 15 - 39  | 6X4-85415-00 | 22 - 19  | 90119-06087     | 7 - 3    | 90201-12426 | 25 - 44  |             | 14 - 22  |
| 6AH-81994-50    | 13 - 21  | 69W-82575-00 | 22 - 4   | 6C5-85525-00 | 14 - 1   | 90119-06106     | 7 - 10   | 90201-12M07 | 19 - 16  |             | 15 - 24  |
| 6AH-81994-70    | 13 - 20  | 688-82575-01 | 36 - 47  | 6C5-85548-00 | 15 - 22  |                 | 24 - 31  | 90201-12M16 | 26 - 17  | 90387-06M43 | 19 - 36  |
| 6AH-81995-40    | 13 - 17  | 676-82577-00 | 22 - 2   | 6C5-85561-00 | 13 - 9   | 90119-06261     | 29 - 7   | 90201-13M19 | 26 - 26  | 90387-06M45 | 24 - 30  |
| 6AH-81995-50    | 13 - 18  | 703-82577-00 | 36 - 45  | 62Y-85580-00 | 13 - 12  | 90119-06M59     | 14 - 23  | 90201-16014 | 5 - 19   | 90387-06M69 | 8 - 26   |
| 6AH-81995-70    | 13 - 17  | 6C5-8257V-00 | 15 - 4   | 6CJ-85790-00 | 16 - 12  |                 | 15 - 25  | 90201-21M18 | 13 - 7   | 90387-06M82 | 24 - 35  |
| 6AG-81996-00    | 13 - 22  | 689-8257Y-00 | 22 - 6   | 6C5-85885-00 | 6 - 6    | 90119-06M61     | 7 - 11   | 90201-22008 | 31 - 55  | 90387-10M42 | 34 - 6   |
| 6C5-82105-00    | 17 - 1   | 68F-82582-00 | 15 - 16  | 6C1-8591A-32 | 14 - 20  |                 | 19 - 2   | 90201-22M05 | 26 - 27  | 90387-12M02 | 21 - 62  |
| 6C5-82105-U0    | 17 - 1   | 6P2-82582-00 | 16 - 6   | 6C5-8591A-32 | 14 - 20  | 90119-06MA3     | 4 - 13   | 90201-27M00 | 31 - 34  | 90389-22M01 | 32 - 21  |
| 6Y5-82117-00    | 37 - 14  | 68V-82582-10 | 16 - 35  | 6C5-8591A-42 | 14 - 20  | 90119-06MA5     | 2 - 17   | 90201-30M00 | 26 - 2   | 90413-05014 | 26 - 34  |

NUMERICAL INDEX

| PART NO.    | REF. NO. | PART NO.    | REF. NO. | PART NO.    | REF. NO. | PART NO.    | REF. NO. | PART NO.    | REF. NO. | PART NO.    | REF. NO. |
|-------------|----------|-------------|----------|-------------|----------|-------------|----------|-------------|----------|-------------|----------|
| 90430-06014 | 4 - 9    | 90465-11M10 | 9 - 16   | 91312-05050 | 27 - 70  | 92995-06600 | 24 - 4   | 93210-48001 | 40 - 17  | 95380-05600 | 36 - 7   |
|             | 39 - 9   |             | 11 - 7   | 91490-16010 | 24 - 28  |             | 24 - 6   | 93210-59MG7 | 31 - 24  | 95380-05700 | 24 - 25  |
| 90430-08020 | 31 - 8   |             | 15 - 36  | 91490-20010 | 21 - 11  |             | 25 - 32  |             | 40 - 14  | 95380-06600 | 7 - 13   |
|             | 40 - 11  |             | 19 - 38  |             | 21 - 20  | 92995-08100 | 32 - 13  |             | 40 - 27  |             | 19 - 30  |
| 90430-14115 | 2 - 29   |             | 20 - 7   | 91490-20015 | 24 - 17  |             | 32 - 16  | 93210-64488 | 27 - 69  |             | 21 - 19  |
|             | 16 - 13  |             | 25 - 34  | 91490-30025 | 32 - 23  | 92995-08600 | 17 - 8   | 93210-69MG6 | 31 - 47  |             | 36 - 40  |
|             | 39 - 6   |             | 26 - 29  | 91690-30020 | 25 - 18  |             | 17 - 10  |             | 40 - 19  | 95380-06800 | 19 - 40  |
| 90430-14M09 | 30 - 7   |             | 26 - 40  | 92903-06600 | 2 - 6    |             | 21 - 32  | 93210-74MG5 | 31 - 46  | 95380-06600 | 11 - 17  |
|             | 40 - 3   |             | 31 - 20  | 92903-08100 | 15 - 20  |             | 26 - 15  |             | 40 - 18  |             | 17 - 6   |
| 90430-18130 | 2 - 27   |             | 37 - 17  | 92903-08600 | 17 - 13  | 92995-10100 | 29 - 22  | 93306-001U1 | 31 - 44  | 95380-12600 | 25 - 45  |
|             | 39 - 5   |             | 38 - 10  | 92907-04600 | 4 - 18   |             | 32 - 8   | 93315-32224 | 31 - 3   | 95380-12700 | 26 - 24  |
| 90445-07M30 | 26 - 39  | 90465-11M59 | 30 - 5   | 92990-04100 | 37 - 3   | 92995-10600 | 29 - 23  | 93317-22204 | 31 - 48  | 95680-08330 | 17 - 5   |
| 90445-07ME8 | 31 - 18  | 90465-13M11 | 16 - 9   |             | 37 - 7   |             | 32 - 9   | 93332-00001 | 31 - 6   | 95780-06300 | 38 - 14  |
| 90445-07MF2 | 26 - 30  | 90465-13M18 | 7 - 24   | 92990-06100 | 19 - 32  | 92995-12200 | 25 - 43  | 93332-00092 | 31 - 39  | 95812-06035 | 30 - 11  |
| 90445-09091 | 20 - 14  |             | 17 - 14  |             | 23 - 5   | 92A08-03110 | 27 - 48  | 93399-999T8 | 28 - 3   | 95817-10035 | 10 - 4   |
| 90445-09220 | 20 - 12  | 90465-13M24 | 16 - 8   | 92990-06600 | 19 - 33  | 93101-22M00 | 31 - 49  | 93410-18M02 | 25 - 29  | 95895-06035 | 24 - 33  |
| 90445-09226 | 20 - 9   |             | 16 - 26  |             | 19 - 41  |             | 40 - 20  | 93410-28M06 | 26 - 9   | 95895-08016 | 11 - 16  |
| 90445-09304 | 20 - 15  | 90465-13M36 | 22 - 21  | 92990-08200 | 5 - 21   | 93101-25M57 | 31 - 31  | 93420-36M01 | 29 - 20  | 97013-06035 | 2 - 5    |
| 90445-11M05 | 12 - 4   | 90465-13M39 | 16 - 24  | 92990-08600 | 36 - 34  |             | 40 - 16  | 93430-06024 | 36 - 10  | 97013-08045 | 17 - 12  |
|             | 33 - 11  | 90465-13M97 | 13 - 15  | 92990-12200 | 21 - 60  | 93101-35002 | 3 - 11   | 93450-17129 | 3 - 9    | 97075-08030 | 26 - 14  |
| 90445-11M06 | 12 - 2   |             | 15 - 38  | 92990-12600 | 21 - 65  |             | 39 - 8   | 93450-32116 | 27 - 15  | 97075-10040 | 32 - 7   |
|             | 33 - 9   |             | 15 - 43  | 92995-05600 | 2 - 23   | 93102-37M40 | 10 - 19  | 93501-04M02 | 24 - 14  | 97075-10045 | 29 - 21  |
| 90445-13M02 | 11 - 6   | 90467-09M17 | 11 - 8   |             | 13 - 14  |             | 39 - 14  | 93503-16003 | 27 - 17  | 97095-05012 | 2 - 22   |
| 90445-13M36 | 11 - 18  | 90467-10M04 | 11 - 19  |             | 23 - 16  | 93102-43M42 | 3 - 10   | 93505-32038 | 27 - 33  |             | 13 - 13  |
| 90446-14M62 | 11 - 34  |             | 11 - 33  | 92995-06100 | 15 - 9   |             | 39 - 7   | 93603-17070 | 10 - 12  | 97095-05020 | 23 - 15  |
| 90447-07001 | 26 - 36  | 90468-10005 | 21 - 41  |             | 15 - 12  | 93103-18011 | 29 - 2   | 93604-08062 | 31 - 28  | 97095-06010 | 25 - 22  |
| 90447-10006 | 20 - 16  |             | 21 - 47  |             | 19 - 42  |             | 40 - 5   | 93604-10M03 | 2 - 10   | 97095-06014 | 4 - 29   |
| 90447-13010 | 25 - 35  | 90468-18008 | 24 - 18  | 92995-06600 | 2 - 25   | 93106-09014 | 31 - 15  |             | 29 - 11  |             | 4 - 32   |
| 90447-19009 | 25 - 35  |             | 24 - 21  |             | 4 - 21   |             | 40 - 12  | 93605-17002 | 10 - 3   |             | 14 - 2   |
| 90450-50001 | 7 - 7    |             | 24 - 37  |             | 4 - 24   | 93210-04279 | 38 - 9   | 93606-12019 | 2 - 3    |             | 14 - 18  |
| 90462-08031 | 20 - 10  | 90480-09M12 | 8 - 27   |             | 4 - 30   | 93210-07003 | 31 - 52  |             | 29 - 24  |             | 15 - 5   |
| 90464-06001 | 14 - 13  | 90480-12072 | 17 - 2   |             | 4 - 33   |             | 40 - 21  |             | 30 - 3   |             | 16 - 15  |
| 90464-07M05 | 14 - 8   | 90480-12314 | 13 - 2   |             | 4 - 36   | 93210-08287 | 12 - 7   |             | 32 - 6   |             | 19 - 18  |
| 90464-07M41 | 14 - 7   | 90480-13598 | 16 - 32  |             | 7 - 16   |             | 12 - 9   | 93608-12M05 | 7 - 1    |             | 21 - 39  |
| 90464-07M56 | 6 - 14   | 90480-13M24 | 19 - 35  |             | 7 - 23   |             | 33 - 14  |             | 29 - 3   |             | 21 - 45  |
| 90464-08M07 | 22 - 3   | 90480-24003 | 17 - 11  |             | 11 - 3   |             | 33 - 16  | 93700-06M03 | 21 - 3   |             | 22 - 12  |
| 90464-09M13 | 19 - 24  | 90501-12082 | 24 - 13  |             | 11 - 32  | 93210-09165 | 27 - 66  |             | 25 - 10  | 97095-06016 | 7 - 15   |
| 90464-09M42 | 21 - 38  | 90501-18001 | 31 - 58  |             | 14 - 3   | 93210-13M63 | 4 - 7    |             | 25 - 10  |             | 7 - 22   |
| 90464-09M49 | 19 - 37  | 90501-23215 | 21 - 14  |             | 14 - 10  | 93210-16275 | 34 - 10  | 94702-00418 | 4 - 37   | 97095-06020 | 2 - 24   |
| 90464-10006 | 26 - 37  | 90501-6C500 | 10 - 16  |             | 14 - 16  | 93210-18397 | 27 - 63  | 95023-06030 | 13 - 8   |             | 4 - 20   |
| 90464-12006 | 7 - 19   | 90506-14M24 | 25 - 21  |             | 14 - 19  | 93210-24M79 | 4 - 26   |             | 13 - 10  |             | 4 - 23   |
| 90464-15008 | 7 - 18   | 90506-18M40 | 19 - 21  |             | 15 - 6   |             | 11 - 30  | 95302-03600 | 27 - 49  |             | 4 - 35   |
| 90464-18007 | 16 - 30  | 91312-03005 | 27 - 59  |             | 15 - 10  |             | 39 - 12  | 95333-08600 | 15 - 19  |             | 15 - 8   |
| 90464-18246 | 14 - 4   | 91312-03016 | 27 - 54  |             | 15 - 13  |             | 39 - 15  | 95380-04600 | 37 - 4   |             | 15 - 11  |
| 90464-76001 | 25 - 33  | 91312-04030 | 27 - 53  |             | 15 - 31  | 93210-29M94 | 26 - 5   |             | 37 - 8   |             | 15 - 30  |
| 90465-05M87 | 15 - 7   | 91312-05025 | 27 - 50  |             | 16 - 16  | 93210-33MG4 | 31 - 16  | 95380-05600 | 11 - 28  |             | 19 - 39  |
| 90465-06M86 | 26 - 28  | 91312-05030 | 27 - 37  |             | 21 - 34  |             | 40 - 13  |             | 23 - 17  |             | 24 - 3   |
| 90465-11M10 | 7 - 20   | 91312-05045 | 27 - 27  |             | 21 - 56  | 93210-48001 | 31 - 32  |             | 31 - 13  | 97095-06025 | 11 - 2   |

NUMERICAL INDEX

| PART NO.    | REF. NO.  | PART NO. | REF. NO. | PART NO. | REF. NO. | PART NO. | REF. NO. | PART NO. | REF. NO. |
|-------------|---|----------|----------|----------|----------|----------|----------|----------|----------|
| 97095-06025 | 14 - 9<br>14 - 15<br>24 - 5                       |          |          |          |          |          |          |          |          |
| 97095-06030 | 11 - 31<br>21 - 33                                |          |          |          |          |          |          |          |          |
| 97095-08025 | 17 - 9<br>32 - 12                                 |          |          |          |          |          |          |          |          |
| 97095-08035 | 17 - 7<br>32 - 15                                 |          |          |          |          |          |          |          |          |
| 97095-08040 | 21 - 31   |          |          |          |          |          |          |          |          |
| 97380-05025 | 36 - 8  |          |          |          |          |          |          |          |          |
| 97380-08030 | 36 - 33   |          |          |          |          |          |          |          |          |
| 97575-06525 | 29 - 14   |          |          |          |          |          |          |          |          |
| 97575-10530 | 25 - 39   |          |          |          |          |          |          |          |          |
| 97595-05514 | 24 - 9  |          |          |          |          |          |          |          |          |
| 97595-06610 | 15 - 29<br>15 - 33                                |          |          |          |          |          |          |          |          |
| 97780-60620 | 15 - 3<br>15 - 23<br>15 - 37<br>22 - 16<br>38 - 7 |          |          |          |          |          |          |          |          |
| 97780-60920 | 21 - 51   |          |          |          |          |          |          |          |          |
| 97880-05025 | 4 - 5   |          |          |          |          |          |          |          |          |
| 97880-06025 | 19 - 31   |          |          |          |          |          |          |          |          |
| 97880-06035 | 38 - 12   |          |          |          |          |          |          |          |          |
| 97885-06008 | 25 - 4<br>26 - 33                                 |          |          |          |          |          |          |          |          |
| 97885-06016 | 21 - 55<br>25 - 31                                |          |          |          |          |          |          |          |          |
| 97980-06216 | 22 - 8<br>38 - 4                                  |          |          |          |          |          |          |          |          |
| 97985-04116 | 16 - 21   |          |          |          |          |          |          |          |          |
| 98507-04010 | 4 - 17  |          |          |          |          |          |          |          |          |
| 98580-03015 | 36 - 38   |          |          |          |          |          |          |          |          |
| 98580-04006 | 36 - 36   |          |          |          |          |          |          |          |          |
| 98580-04010 | 36 - 35   |          |          |          |          |          |          |          |          |
| 98580-05010 | 36 - 37   |          |          |          |          |          |          |          |          |
| 98580-06016 | 10 - 13   |          |          |          |          |          |          |          |          |
| 99001-08600 | 31 - 53   |          |          |          |          |          |          |          |          |
| 99009-32500 | 27 - 20   |          |          |          |          |          |          |          |          |
| 99530-08012 | 4 - 11<br>13 - 11                                 |          |          |          |          |          |          |          |          |
| 99590-10114 | 17 - 4  |          |          |          |          |          |          |          |          |
| 9E450-04533 | 37 - 2  |          |          |          |          |          |          |          |          |