



**PARTS
CATALOGUE
CATALOGO
DE REPUESTOS**

F300BET'11 (6CE1)

FL300BET'11 (6CF1)



2010/11/15

1K6CE-200S1

()

NEWS NO.	DATE	COMMENT
PE0-OM-100052	Nov.,12,2010	COR:FIG.33,35 ILLUSTRATION CORRECTION

F300BET/FL300BET
PARTS CATALOGUE
©2010 by Yamaha Motor Co., Ltd.
1st edition, April 2010
All rights reserved.
Any reprinting or unauthorized use
without the written permission of
Yamaha Motor Co., Ltd.
is expressly prohibited.
Printed in Japan.

F300BET/FL300BET
CATALOGO DE REPUESTOS
©2010 por Yamaha Motor Co., Ltd.
1ª edición, abril 2010
Todos los derechos reservados.
Toda reproducción o uso no autorizado
sin el consentimiento escrito de
Yamaha Motor Co., Ltd.
quedan expresamente prohibidos
Impreso en Japón.

FOREWORD

This Parts Catalogue is related to the parts for the model(s) on the cover page. When you are ordering replacement parts, please refer to this Parts Catalogue and quote both part numbers and part names correctly.

1. Modifications or additions which have been made after the issue of the Parts Catalogue will be announced in the Parts News.
It is advisable that you make the necessary corrections to the Parts Catalogue according to the Parts News.

2. Abbreviations

The following abbreviations are used in this Parts Catalogue.

“UR” Use specified parts number.

“UN” Use as many as needed.

“AP” Alternate Parts

“LM” Locally Made (Parts need to be ordered locally)

“F#” Frame No. (Applicable machine No.)

“O/S” Over Size

3. The number of components for assembly

- Parts, which are to be supplied in an assembly, are listed with a dot (.) in front of the part name as shown below.
- The numeral appearing to the right of each component part indicates the quantity of parts for each assembly unit.

PART NO.	DESCRIPTION	Q'TY	REMARKS
2F5-83310-60	FRONT FLASHER LIGHT ASSY	2	
115-83311-60	.BULB (6V-18W)	1	

4. Applicable colours of graphics are represented in the “REMARKS” as shown below.

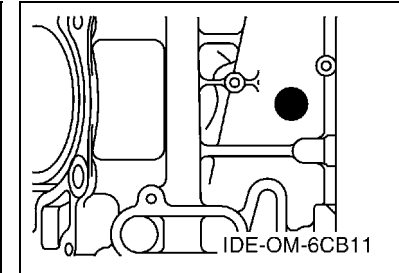
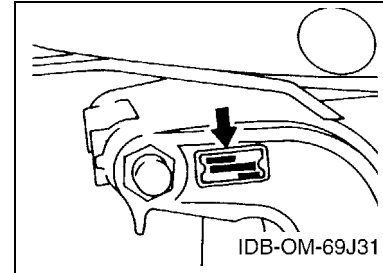
PART NO.	DESCRIPTION	Q'TY	REMARKS
2N4-24110-00-X5	FUEL TANK COMP.	2	MXR
3J1-24240-10	.GRAPHIC, FUEL TANK	1	FOR MXR

5. Note that the illustrations for reference in finding parts numbers are not to be used for assembling. When assembling, please use the applicable service manual.

6. The asterisk (*) before a reference number indicates modified items after the first edition.

7. Applicable Serial No.

Engine Serial No.



8. Applicable Engine Starting Serial No.

Model	Serial No.	Model	Serial No.
F300B	6CE-1000001	FL300B	6CF-1000001

9. Applicable Colour Code

Abbreviation	Colour Name	Colour Code
DBN1	DARK BLUISH GRAY 1	008D

10. Quantity Column Information

Column No.	Name Of Q'ty Column	Applicable Model
1	6CE1	F300BET
2	6CF1	FL300BET

PROLOGO

Este catálogo de repuestos corresponde a las piezas para el o los modelos que figuran en la página de portada. Al formular el pedido de repuestos, se ruega citar este catálogo y especificar correctamente el número y el nombre de las piezas.

- Las modificaciones y agregados que se hayan realizado después de la edición de este Catálogo de Repuestos, serán anunciados en las Informaciones de Recambios. Es recomendable que se hagan las correcciones necesarias en el Catálogo de Repuestos de acuerdo con las Informaciones de Recambios.

2. Abreviaciones

En este. Catálogo de Repuestos se emplean las siguientes abreviaciones.

- “UR” Usar el número de partes especificado
- “UN” Usar la cantidad necesaria
- “AP” Piezas sustitutivas
- “LM” Fabricación local (Hay que pedir los repuestos en las cercanías)
- “F#” N° de bastidor (N° aplicable a la máquina)
- “O/S” Sobredimensionado

3. La cantidad de componentes para el montaje

- Los componentes, suministrados como conjunto, se describen con un punto (.) que precede al nombre del parte como se indica a continuación.
- La numeración que aparece a la derecha de cada descripción indica la cantidad de partes por cada unidad de conjunto.

CODIGO N°	DESCRIPCION	CANT.	OBSERVACIONES
2F5-83310-60	ENSAMBLAJE DE LA LUZ	2	
115-83311-60	.BOMBILLA (6V-18W)	1	

4. Los colores de los componentes se indican como sigue en la columna de “OBSERVACIONES”.

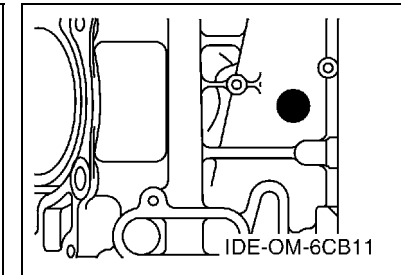
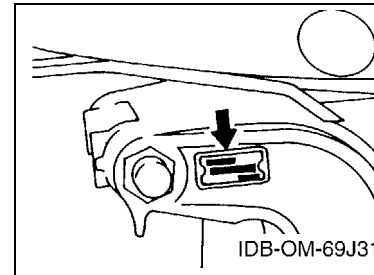
CODIGO N°	DESCRIPCION	CANT.	OBSERVACIONES
2N4-24110-00-X5	COMP. DEL TANQUE	2	MXR
3J1-24240-10	.GRAFICO, DEL TANQUE	1	PARA MXR

- Debe tenerse en cuenta que las ilustraciones sirven como guía para la búsqueda de los números de partes y no deben usarse para el montaje. Durante el montaje, se recomienda usar el manual de taller correspondiente.

- EL asterisco (*) antes del número de referencia indica los elementos modificados después de la primera edición.

7. Números de serie

N° de Serie del motor



8. Números de serie del motor

Modelo	N° de serie	Modelo	N° de serie
F300B	6CE-1000001	FL300B	6CF-1000001

9. Códigos de color aplicables

Abreviatura	Nombre de color	Código de color
DBN1	DARK BLUISH GRAY 1	008D

10. Información para la columna de cantidades

Columna N°	Nombre de la columna de cantidades	Modelo aplicable
1	6CE1	F300BET
2	6CF1	FL300BET

CONTENTS

TOP COWLING	1
CYLINDER & CRANKCASE 1	2
CRANKSHAFT & PISTON	4
CYLINDER & CRANKCASE 2	5
CYLINDER & CRANKCASE 3	7
CYLINDER & CRANKCASE 4	8
VALVE	9
INTAKE 1	12
INTAKE 2	13
THROTTLE BODY ASSY 1	15
THROTTLE BODY ASSY 2	16
FUEL INJECTION PUMP 1	17
FUEL INJECTION PUMP 2	19
FUEL 1	20
FUEL 2	21
GENERATOR	22
ELECTRICAL 1	23
ELECTRICAL 2	24
ELECTRICAL 3	25
ELECTRICAL 4	27
ELECTRICAL 5	29
STARTING MOTOR	30
BOTTOM COWLING 1	31
BOTTOM COWLING 2	33
BOTTOM COWLING 3	35
CONTROL	36
BRACKET 1	37
BRACKET 2	39
POWER TRIM & TILT ASSY 1	41
POWER TRIM & TILT ASSY 2	44
UPPER CASING	45
OIL PAN	47
LOWER CASING & DRIVE 1	48
LOWER CASING & DRIVE 2	52
LOWER CASING & DRIVE 3	54
LOWER CASING & DRIVE 4	58
STEERING GUIDE ATTACHMENT 1	60
STEERING GUIDE ATTACHMENT 2	61
OPTIONAL PARTS	62
REPAIR KIT 1	63
REPAIR KIT 2	64

INDEX

NUMERICAL INDEX	66
-----------------------	----

CONTENIDO

SOPORTE SUPERIOR	1
CILINDRO & CARTER 1	2
CIGUENAL & PISTON	4
CILINDRO & CARTER 2	5
CILINDRO & CARTER 3	7
CILINDRO & CARTER 4	8
VALVULA	9
ADMISION 1	12
ADMISION 2	13
CAJA DE ACELERADOR COMPL 1	15
CAJA DE ACELERADOR COMPL 2	16
BOMBA DE INYECTOR 1	17
BOMBA DE INYECTOR 2	19
COMBUSTIBLE 1	20
COMBUSTIBLE 2	21
GENERADOR	22
EQUIPO ELECTRICO 1	23
EQUIPO ELECTRICO 2	24
EQUIPO ELECTRICO 3	25
EQUIPO ELECTRICO 4	27
EQUIPO ELECTRICO 5	29
MOTOR DE ARRANQUE	30
CUBIERTA INFERIOR 1	31
CUBIERTA INFERIOR 2	33
CUBIERTA INFERIOR 3	35
CONTROL	36
SOPORTE 1	37
SOPORTE 2	39
COMPONER Y PODER VARILLA 1	41
COMPONER Y PODER VARILLA 2	44
FUNDA SUPERIOR	45
OIL PAN	47
IMPULSOR E INFERIOR 1	48
IMPULSOR E INFERIOR 2	52
IMPULSOR E INFERIOR 3	54
IMPULSOR E INFERIOR 4	58
ADITAMENTO GUIA DE GOBIERNO 1	60
ADITAMENTO GUIA DE GOBIERNO 2	61
PARTES OPCIONALES	62
ESTUCHE REPARATION 1	63
ESTUCHE REPARATION 2	64

INDICE

INDICE NUMERICO	66
-----------------------	----

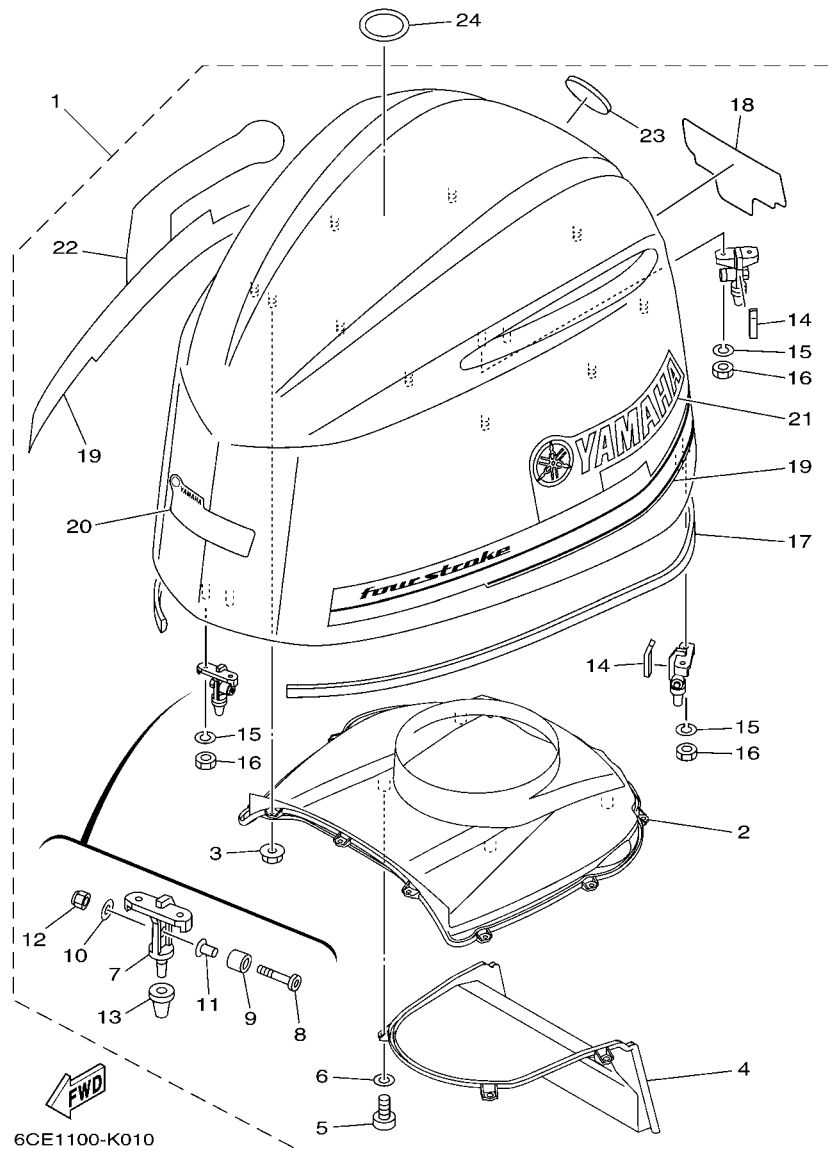


FIG. 1 TOP COWLING

SOPORTE SUPERIOR

REF. NO.	PART NO. CODIGO Nº	DESCRIPTION DESCRIPCION	6CET	6CFI		REMARKS OBSERVACIONES
1	6CE-42610-00	TOP COWLING ASSY SOPORTE SUPERIOR COMPL.	1	1		
2	6CE-42613-00	.MOLDING, AIR DUCT .MOLDURA CONDUCTO AIRE	1	1		
3	90179-06M28	.NUT .TUERCA	10	10		
4	6CE-42635-00	.DUCT, WATER SEPARATOR .CONDUCTO DE SEPARADOR AGUA	1	1		
5	97780-60516	.SCREW, TAPPING .TORNILLO DE CABEZA DE CONO ACH	4	4		
6	92990-06200	.WASHER, PLAIN .ARANDELA PLANA	4	4		
7	6CB-42647-00	.HOLDER, CLAMP BAND .MORDAZA DE ABRAZADERA	3	3		
8	90111-08078	.BOLT, HEX. SOCKET BUTTON .TORNILLO	3	3		
9	90387-10094	.COLLAR .ESPACIADOR	3	3		
10	92990-08600	.WASHER, PLATE .ARANDELA PLANA	3	3		
11	90387-08M45	.COLLAR .ESPACIADOR	3	3		
12	95780-08300	.NUT, FLANGE .TUERCA	3	3		
13	6AW-42663-00	.DAMPER .AMORTIGUADOR 2	3	3		
14	6CB-42134-00	.COVER .CUBIERTA	2	2		
15	92990-06100	.WASHER, SPRING .ARANDELA PLANA	6	6		
16	95380-06600	.NUT, HEXAGON .TUERCA	6	6		
17	6CB-42628-00	.SEAL .SELLO DE GOMA	1	1		
18	6CE-42678-00	.GRAPHIC, REAR .CALCAMONIA TRASERA	1	1		
19	6CE-W0070-00	.GRAPHIC SET .JUEGO DE EMBLEMA	1	1		
20	6CE-42677-00	.GRAPHIC, FRONT .CALCAMONIA FRONTAL	1	1		
21	6CE-42681-00	.MARK, COWLING .MARCA DE CUBIERTA	1	1		
22	6CE-42682-00	.MARK, COWLING .MARCA DE CUBIERTA	1	1		
23	6AW-42697-10	.TUNING FORK MARK .MARCA, YAMAHA	1	1		
24	67F-13434-20	LABEL, CAUTION ETIQUETA DE PRECAUCION	1	1		

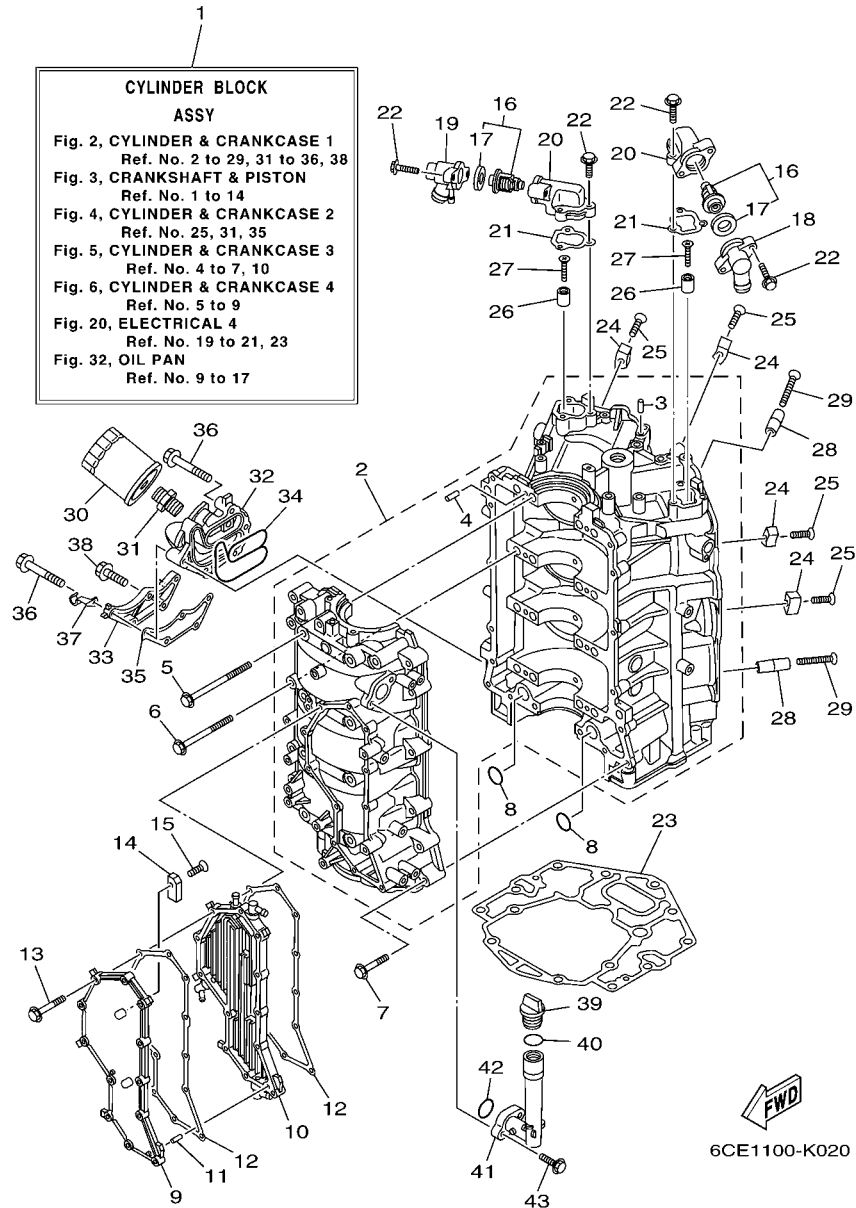
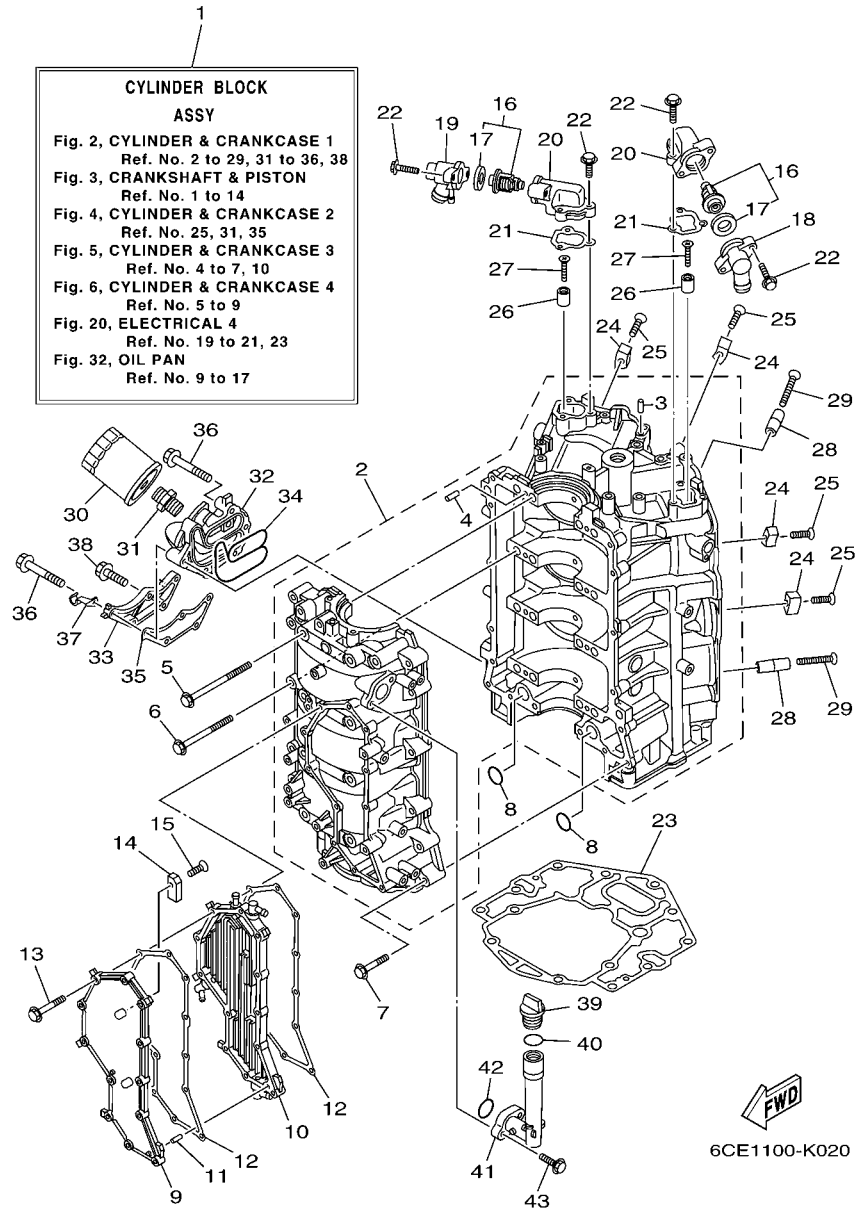


FIG. 2 CYLINDER & CRANKCASE 1 CILINDRO & CARTER 1

REF. NO.	PART NO. CODIGO Nº	DESCRIPTION DESCRIPCION	6CET	6CFI		REMARKS OBSERVACIONES
1	6CE-W009B-00-9S	CYLINDER BLOCK ASSY CILINDRO BLOQUE COMPLETO	1	1		
2	6CE-15100-00	CRANKCASE ASSY CARTER COMPLETO	1	1		
3	93606-12019	.PIN, DOWEL .PASADOR DE CLAVIJA	3	3		
4	93606-12019	.PIN, DOWEL .PASADOR DE CLAVIJA	8	8		
5	6CB-15187-00	BOLT PERNO	8	8		
6	6CB-15481-00	BOLT 1 PERNO 1	8	8		
7	90105-08175	BOLT, FLANGE TORNILLO	16	16		
8	93210-26658	O-RING ANILLO O	2	2		
9	6CE-15411-00-9S	COVER, CRANKCASE 1 CUBIERTA DE CARTER 1	1	1		
10	6CE-15421-00-9S	COVER, CRANKCASE 2 TAPA DE CARTER DERECHA	1	1		
11	91690-40010	PIN, SPRING PASADOR DE RESORTE	1	1		
12	6CB-15451-00	GASKET, CRANKCASE COVER 1 EMPAQ DE CUBIERTA DE CARTER	2	2		
13	90105-06151	BOLT, FLANGE TORNILLO	12	12		
14	63P-11325-01	ANODE ANODO	2	2		
15	90151-06M02	SCREW, COUNTERSUNK TORNILLO EMBUTIDO	2	2		
16	6CE-12411-00	THERMOSTAT TERMOSTAT	2	2		
17	67F-12412-00	.SEAL, THERMOSTAT .SELLO TERMOSTATO	1	1		
18	6CB-12413-01	COVER, THERMOSTAT CUBIERTA TERMOSTATO	1	1		
19	6CE-12413-00-9S	COVER, THERMOSTAT CUBIERTA TERMOSTATO	1	1		
20	6CB-12422-01	COVER, HOUSING CUBIERTA DE CAJA	2	2		
21	6CB-12427-00	GASKET, HOUSING COVER 1 EMPAQUE DE TAPA	2	2		
22	90105-06037	BOLT, FLANGE TORNILLO	10	10		
23	6CB-11351-00	GASKET, CYLINDER JUNTA, DE CILINDRO	1	1		
24	6AW-1132P-00	ANODE 5 ANODO 5	4	4		
25	98780-06530	SCREW, FLAT HEAD TORNILLO CABEZA PLANA	4	4		
26	68T-11325-00	ANODE ANODO	2	2		
27	90151-05M05	SCREW, COUNTERSUNK TORNILLO EMBUTIDO	2	2		

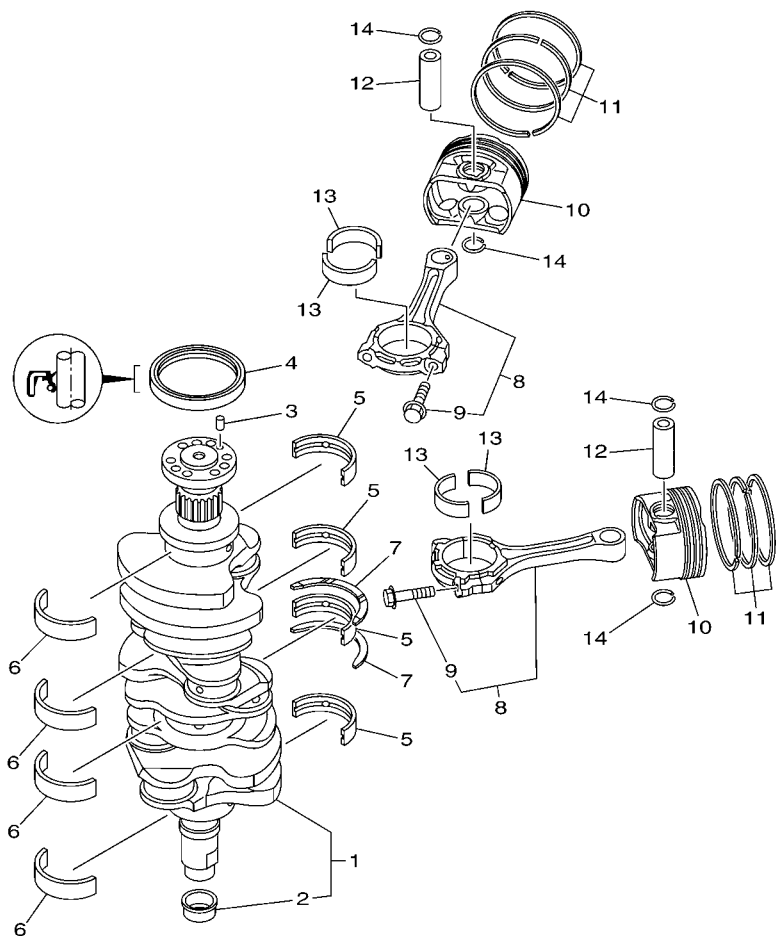
FIG. 2 CYLINDER & CRANKCASE 1 CILINDRO & CARTER 1



REF. NO.	PART NO. CODIGO Nº	DESCRIPTION DESCRIPCION	6CET	6CFI	REMARKS OBSERVACIONES
28	6AW-1132N-01	ANODE 4 ANODO 4	2	2	
29	98780-06550	SCREW, FLAT HEAD TORNILLO CABEZA PLANA	2	2	
30	N26-13440-00	ELEMENT ASSY, OIL CLEANER ELEMENTO FILTRO DE ACEITE	1	1	
31	90401-19001	BOLT, UNION PERNO DE UNION	1	1	
32	6CE-13446-00-9S	CONNECTOR CONECTOR	1	1	
33	6CE-13881-00-9S	COVER 1 CUBIERTA 1	1	1	
34	6CB-13477-00	GASKET EMPAQUE	1	1	
35	6CE-13475-00	GASKET EMPAQUE	1	1	
36	90105-06056	BOLT, FLANGE TORNILLO	5	5	
37	90465-08M82	CLAMP BRIDA	1	1	
38	90105-06037	BOLT, FLANGE TORNILLO	1	1	
39	6G8-15363-00	PLUG, OIL TAPON DE ACEITE	1	1	
40	93210-24M79	O-RING ANILLO O	1	1	
41	6CB-15319-00	JOINT CONECTOR	1	1	
42	93210-27370	O-RING ANILLO O	1	1	
43	90105-06037	BOLT, FLANGE TORNILLO	2	2	

FIG. 3 CRANKSHAFT & PISTON

CIGUENAL & PISTON




6CB1171-J030

REF. NO.	PART NO. CODIGO Nº	DESCRIPTION DESCRIPCION	6CET	6CF1		REMARKS OBSERVACIONES
1	6CB-11410-00	CRANKSHAFT CIGUENAL	1	1		
2	6CB-11478-00	.COLLAR .COLLAR	1	1		
3	93606-12019	PIN, DOWEL PASADOR DE CLAVIJA	1	1		
4	93102-85008	OIL SEAL SELLO ACEITE	1	1		
5	6CB-11416-00	PLANE BEARING, CRANKSHAFT 1 COJINETE PLANO 1	4	4		UR PURPLE UR PURPLE
6	6CB-11416-10	PLANE BEARING, CRANKSHAFT 1 COJINETE PLANO 1	4	4		UR YELLOW UR YELLOW
	6CB-11416-20	PLANE BEARING, CRANKSHAFT 1 COJINETE PLANO 1	4	4		UR RED UR RED
	6CB-11416-30	PLANE BEARING, CRANKSHAFT 1 COJINETE PLANO 1	4	4		UR GREEN UR GREEN
	6CB-11416-40	PLANE BEARING, CRANKSHAFT 1 COJINETE PLANO 1	4	4		UR BROWN UR BROWN
6	6CB-11417-00	PLANE BEARING, CRANKSHAFT 2 COJINETE PLANO 2	4	4		UR PURPLE UR PURPLE
7	6CB-11426-00	BEARING, THRUST 1 COJINETE DE EMPUJE 1	2	2		
8	6CB-W1165-00	CONNECTING ROD ASSY BIELA COMPLETA	6	6		
9	6CB-11654-00	.BOLT, CONNECTING ROD .TORNILLO DE BIELA	2	2		
10	6CE-11631-00	PISTON (STD) PISTON (NORMA)	6	6		
11	6CB-11603-00	PISTON RING SET (STD) JUEGO DE ANILLOS (NORMA)	6	6		
12	6CB-11633-00	PIN, PISTON PASADOR, PISTON	6	6		
13	6CB-11656-00	PLANE BEARING, CONNECTING ROD COJINETE PLANO	12	12		UR YELLOW UR YELLOW
	6CB-11656-10	PLANE BEARING, CONNECTING ROD COJINETE PLANO	12	12		UR GREEN UR GREEN
	6CB-11656-20	PLANE BEARING, CONNECTING ROD COJINETE PLANO	12	12		UR BLUE UR BLUE
14	K0F-A3233-00	RING, HOLE SNAP PRESILLA	12	12		

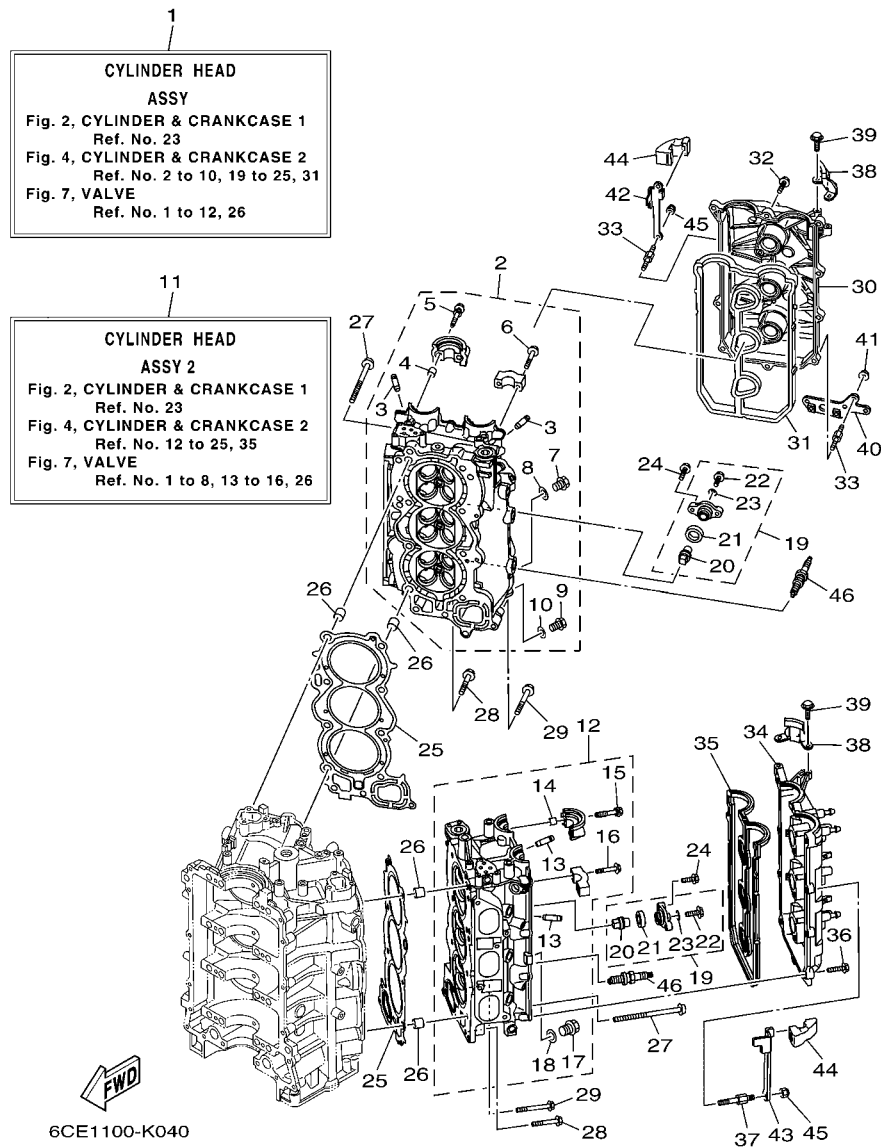


FIG. 4 CYLINDER & CRANKCASE 2 CILINDRO & CARTER 2

REF. NO.	PART NO. CODIGO Nº	DESCRIPTION DESCRIPCION	6CET	6CFI	REMARKS OBSERVACIONES
1	6CE-W009A-00-9S	CYLINDER HEAD ASSY CILINDRO CULATA COMPLETO	1	1	
2	6CE-11110-00-9S	CYLINDER HEAD ASSY CULATA DE CILINDRO COMPLETA	1	1	
3	6S5-11133-10	.GUIDE, VALVE 1 .GUIA DE VALVULA 1	12	12	
4	91809-08006	.PIN, DOWEL .PASADOR DE CLAVIJA	4	4	
5	90119-07001	.BOLT, WITH WASHER .TORNILLO CON ARANDELA	4	4	
6	90119-07234	.BOLT, WITH WASHER .TORNILLO CON ARANDELA	12	12	
7	90340-18M09	.PLUG, STRAIGHT SCREW .TORNILLO, DE DRENAJE	1	1	
8	90430-18130	.GASKET .JUNTA	1	1	
9	90340-14M06	.PLUG, STRAIGHT SCREW .TORNILLO, DE DRENAJE	1	1	
10	90430-14115	.GASKET .JUNTA	1	1	
11	6CE-W009C-00-9S	CYLINDER HEAD ASSY 2 CULATA DE CILINDRO COMPL. 2	1	1	
12	6CE-11120-00-9S	CYLINDER HEAD ASSY 2 CULATA DE CILINDRO COMPL. 2	1	1	
13	6S5-11133-10	.GUIDE, VALVE 1 .GUIA DE VALVULA 1	12	12	
14	91809-08006	.PIN, DOWEL .PASADOR DE CLAVIJA	4	4	
15	90119-07001	.BOLT, WITH WASHER .TORNILLO CON ARANDELA	4	4	
16	90119-07234	.BOLT, WITH WASHER .TORNILLO CON ARANDELA	12	12	
17	90340-18M09	.PLUG, STRAIGHT SCREW .TORNILLO, DE DRENAJE	1	1	
18	90430-18130	.GASKET .JUNTA	1	1	
19	67F-11301-00	ANODE COVER ASSY CONJUNTO CUBIERTA DE ANODO	8	8	
20	67F-11325-01	.ANODE .ANODO	1	1	
21	67F-11328-00	.GROMMET, ANODE .TAPON	1	1	
22	90105-06M07	.BOLT, FLANGE .TORNILLO	1	1	
23	90430-06M03	.GASKET .JUNTA	1	1	
24	95885-08025	BOLT, FLANGE TORNILLO	16	16	
25	6CB-11181-00	GASKET, CYLINDER HEAD 1 JUNTA, DE CULATA 1	2	2	
26	90387-11005	COLLAR ESPACIADOR	4	4	
27	90155-11002	SCREW, FLAT FILLISTER TORNILLO CABEZA PLANA RAN.	16	16	

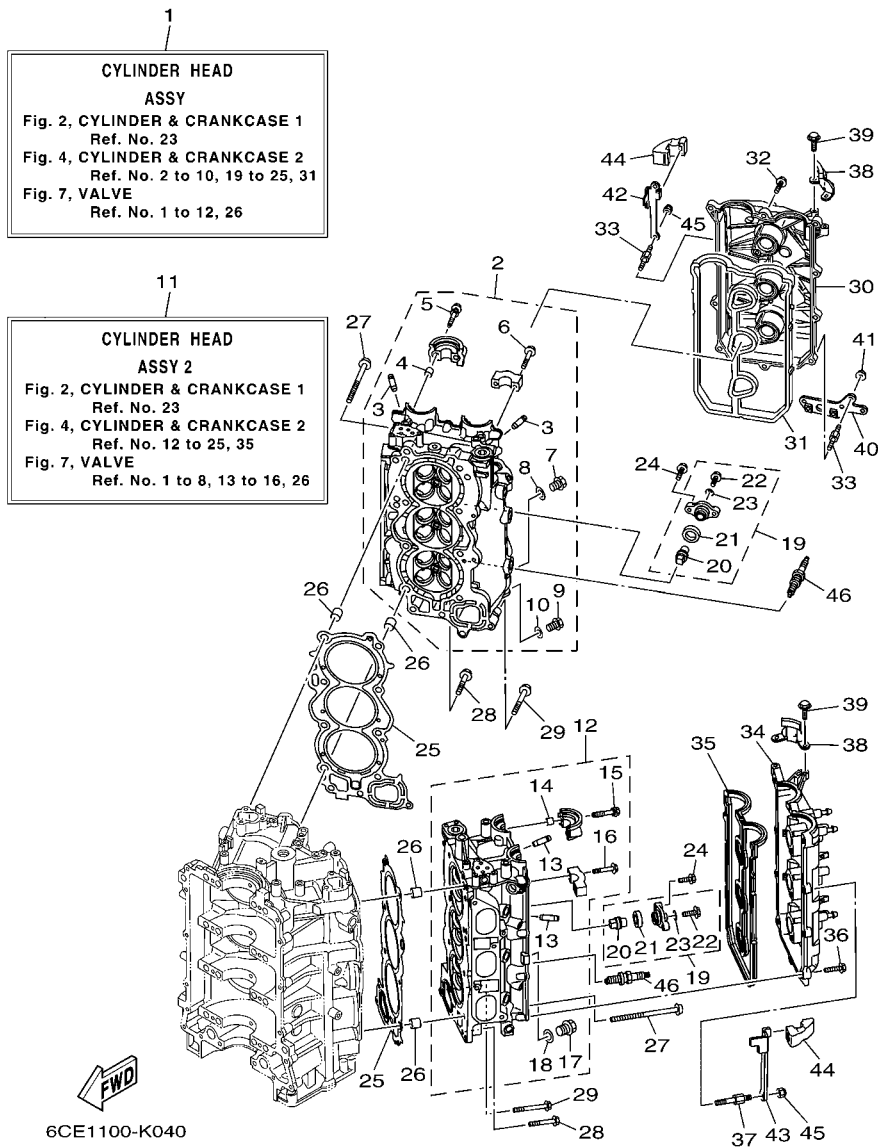


FIG. 4 CYLINDER & CRANKCASE 2 CILINDRO & CARTER 2

REF. NO.	PART NO. CODIGO Nº	DESCRIPTION DESCRIPCION	6CE1	6CF1	REMARKS OBSERVACIONES
28	90105-08175	BOLT, FLANGE TORNILLO	4	4	
29	90105-08220	BOLT, FLANGE TORNILLO	2	2	
30	6CB-11191-01	COVER, CYLINDER HEAD 1 TAPA CULATA DE CILINDRO 1	1	1	
31	6CB-11193-00	GASKET, HEAD COVER 1 EMPAQUE	1	1	
32	95895-06030	BOLT, FLANGE TORNILLO DE REBORDE	9	9	
33	90109-06277	BOLT PERNO	4	4	
34	6CB-11192-01	COVER, CYLINDER HEAD 2 TAPA CULATA DE CILINDRO 2	1	1	
35	6CB-11194-00	GASKET, HEAD COVER 2 EMPAQUE DE TAPA DE CULATA 2	1	1	
36	95895-06030	BOLT, FLANGE TORNILLO DE REBORDE	11	11	
37	90109-06277	BOLT PERNO	2	2	
38	6AW-15142-00	GUIDE 1 GUIA 1.	2	2	
39	95885-06014	BOLT, FLANGE TORNILLO	4	4	
40	6CB-2134V-00	BRACKET SOPORTE	1	1	
41	90179-06M28	NUT TUERCA	2	2	
42	6CB-11998-00	BRACKET 1 SOPORTE 1	1	1	
43	6CB-11999-00	BRACKET 2 SOPORTE 2	1	1	
44	6CB-42662-00	DAMPER AMORTIGUADOR	2	2	
45	90185-06M07	NUT, SELF-LOCKING TUERCA AUTOBLOCANTE	4	4	
46	94702-00400	PLUG, SPARK (NGK LFR6A-11) BUJIA (NGK LFR6A-11)	6	6	

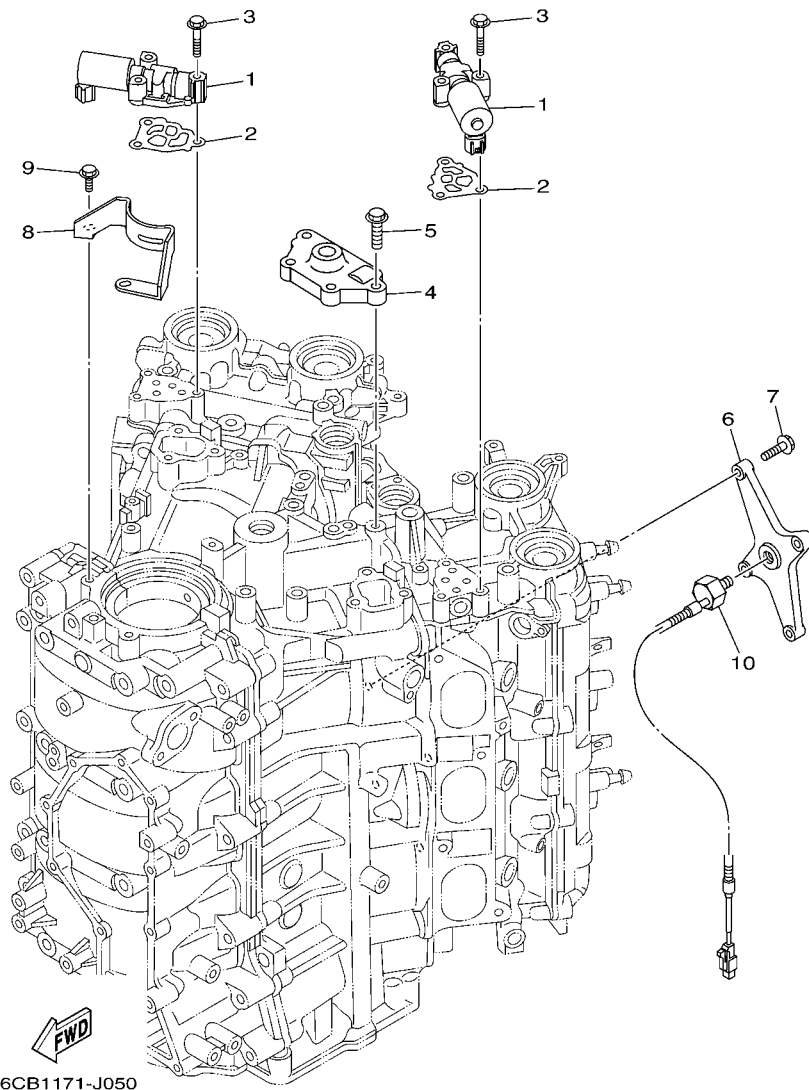
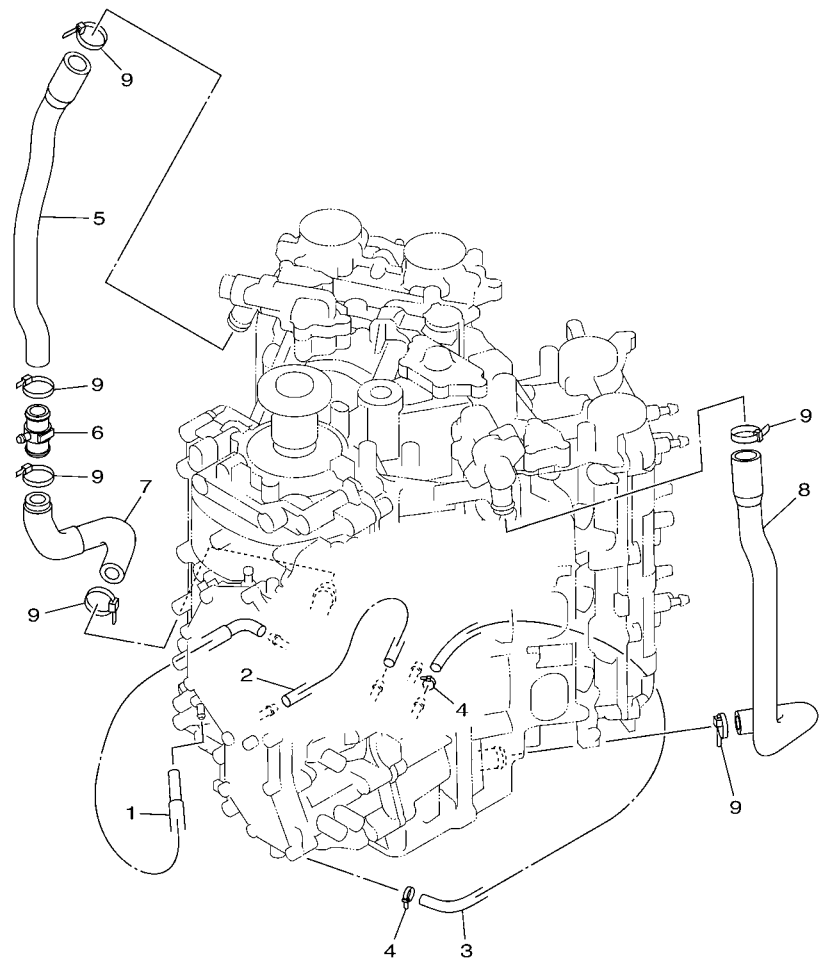


FIG. 5 CYLINDER & CRANKCASE 3 CILINDRO & CARTER 3

REF. NO.	PART NO. CODIGO N°	DESCRIPTION DESCRIPCION	6CET	6CF1		REMARKS OBSERVACIONES
1	6CB-86120-00	SOLENOID VALVE ASSY VALVULA SOLENOIDE CONJ.	2	2		
2	6CB-1242F-00	GASKET, FILTER EMPAQUE DE FILTRO	2	2		
3	90105-06035	BOLT, FLANGE TORNILLO	6	6		
4	6CB-15544-00	STAY 1 SOPORTE 1	1	1		
5	90105-08178	BOLT, FLANGE TORNILLO	4	4		
6	6CB-1135A-00	BRACKET SOPORTE	1	1		
7	90105-06037	BOLT, FLANGE TORNILLO	4	4		
8	6CB-15142-00	GUIDE 1 GUIA 1.	1	1		
9	95885-06014	BOLT, FLANGE TORNILLO	2	2		
10	6P2-85780-00	SENSOR, KNOCK CHOCAR SENSORIO	1	1		

FIG. 6 CYLINDER & CRANKCASE 4

CILINDRO & CARTER 4




6CE1100-K060

REF. NO.	PART NO. CODIGO Nº	DESCRIPTION DESCRIPCION	6CE1	6CF1				REMARKS OBSERVACIONES
1	6CE-12576-00	HOSE 1 MANGUERA 1	1	1				
2	90445-09104	HOSE (L300) TUBO (L300)	1	1				
3	90445-093G9	HOSE (L1100) TUBO (L1100)	1	1				
4	90465-11M10	CLAMP BRIDA	2	2				
5	6CE-1244G-00	HOSE, 4 MANGUERA 4	1	1				
6	6CE-24378-00	PIPE, JOINT 3 TUBO DE UNION 3	1	1				
7	6CE-1244H-00	HOSE 5 TUBO 5	1	1				
8	6CB-1243E-00	HOSE 2 TUBO 2	1	1				
9	90465-11M59	CLAMP BRIDA	6	6				

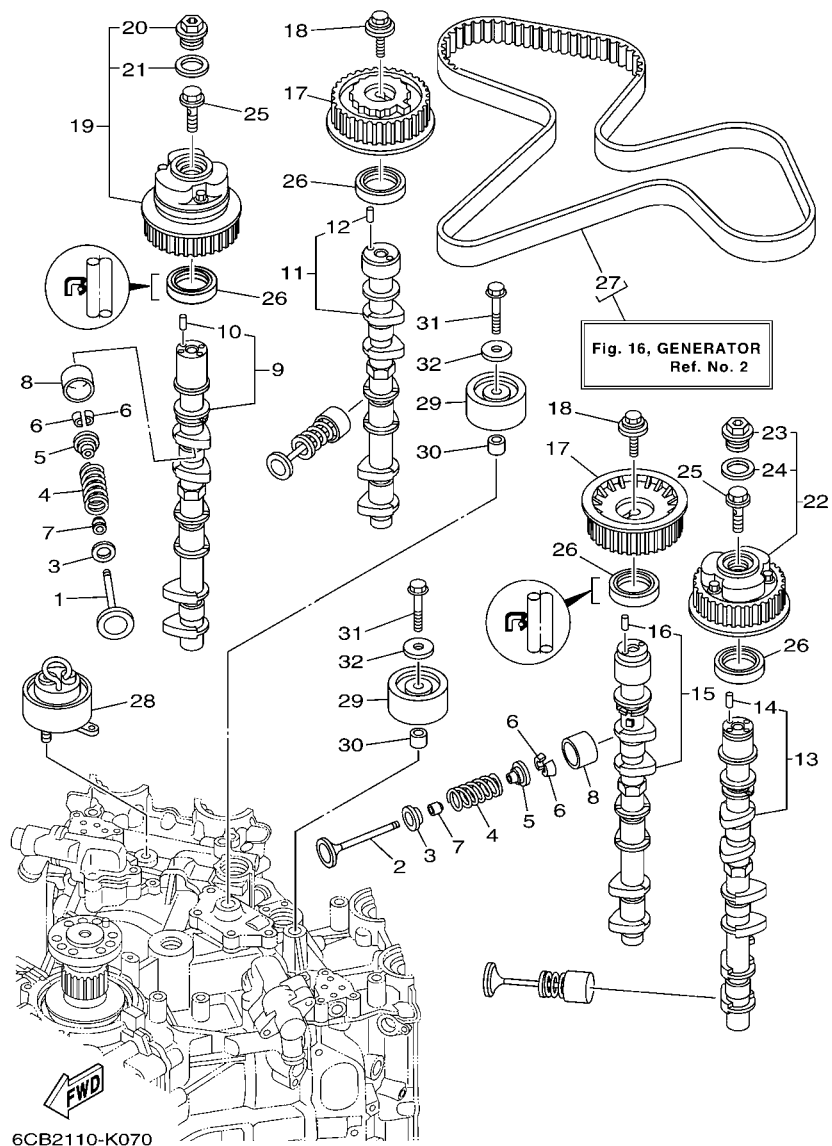
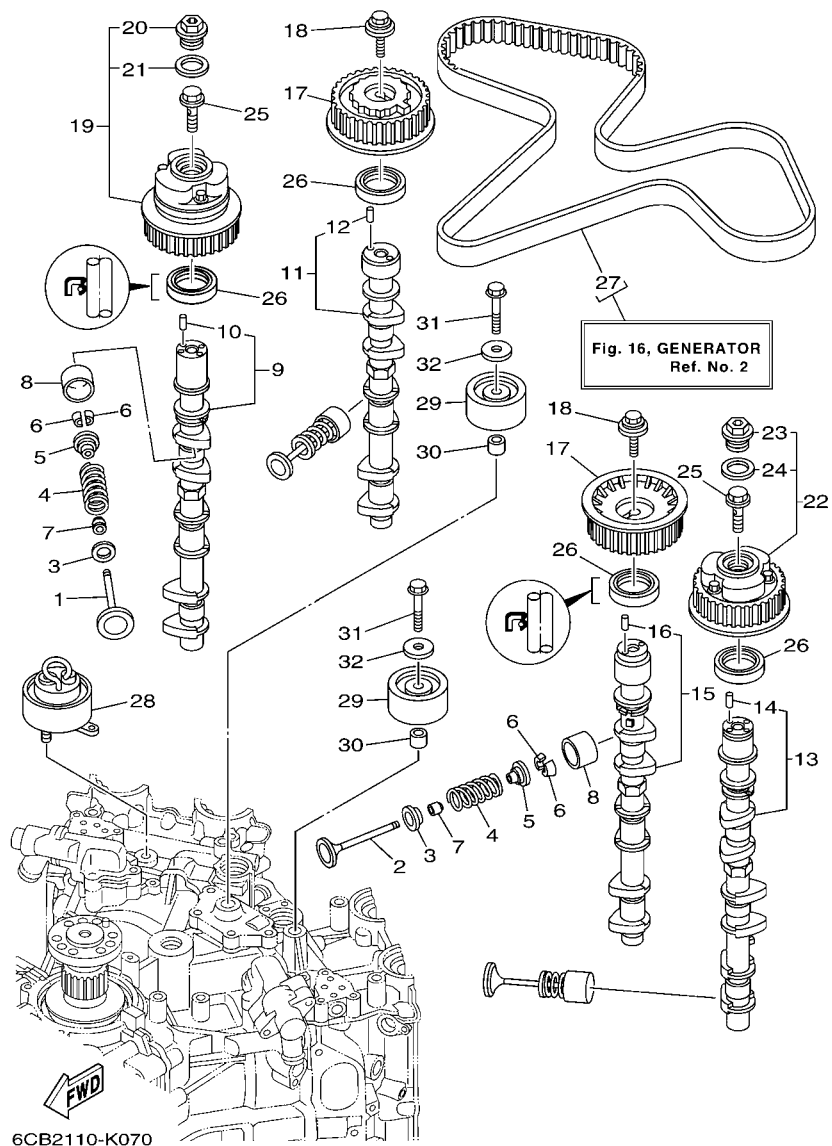


FIG. 7 VALVE

VALVULA

REF. NO.	PART NO. CODIGO Nº	DESCRIPTION DESCRIPCION	6CET	6CFI	REMARKS OBSERVACIONES
1	6CB-12111-00	VALVE, INTAKE VALVULA DE ADMISION	12	12	
2	6CB-12121-00	VALVE, EXHAUST VALVULA DE ESCAPE	12	12	
3	K0F-A3743-00	SEAT, VALVE SPRING ASIENTO RESORTE DE VALVULA	24	24	
4	6CB-12113-00	SPRING, VALVE INNER RESORTE VALVULA INTERNA	24	24	
5	K0F-A3741-00	RETAINER, VALVE SPRING RETEN RESORTE DE VALVULA	24	24	
6	K0F-A3742-00	LOCK, VALVE SPRING RETAINER SEGURO DE VALVULA	48	48	
7	51Y-12119-00	SEAL, VALVE STEM SELLO DE ACEITE VALVULA	24	24	
8	K0F-A3751-00	LIFTER, VALVE (000) LEVANTADOR VALVULA (000)	24	24	UR
	K0F-A3751-10	LIFTER, VALVE (025) LEVANTADOR VALVULA (025)	24	24	UR
	K0F-A3751-20	LIFTER, VALVE (050) LEVANTADOR VALVULA (050)	24	24	UR
	K0F-A3751-30	LIFTER, VALVE (075) LEVANTADOR DE VALVULA (075)	24	24	UR
	K0F-A3751-40	LIFTER, VALVE (100) LEVANTADOR DE VALVULA (100)	24	24	UR
	K0F-A3751-50	LIFTER, VALVE (122) LEVANTADOR DE VALVULA (122)	24	24	UR
	K0F-A3751-60	LIFTER, VALVE (142) LEVANTADOR DE VALVULA (142)	24	24	UR
	K0F-A3751-70	LIFTER, VALVE (162) LEVANTADOR DE VALVULA (162)	24	24	UR
	K0F-A3751-80	LIFTER, VALVE (182) LEVANTADOR DE VALVULA (182)	24	24	UR
	K0F-A3751-90	LIFTER, VALVE (202) LEVANTADOR DE VALVULA (202)	24	24	UR
	K0F-A3751-A0	LIFTER, VALVE (222) LEVANTADOR VALVULA (222)	24	24	UR
	K0F-A3751-B0	LIFTER, VALVE (242) LEVANTADOR VALVULA (242)	24	24	UR
	K0F-A3751-C0	LIFTER, VALVE (262) LEVANTADOR VALVULA (262)	24	24	UR
	K0F-A3751-D0	LIFTER, VALVE (282) LEVANTADOR VALVULA (282)	24	24	UR
	K0F-A3751-E0	LIFTER, VALVE (302) LEVANTADOR VALVULA (302)	24	24	UR
	K0F-A3751-F0	LIFTER, VALVE (322) LEVANTADOR VALVULA (322)	24	24	UR
	K0F-A3751-G0	LIFTER, VALVE (342) LEVANTADOR VALVULA (342)	24	24	UR
	K0F-A3751-H0	LIFTER, VALVE (362) LEVANTADOR VALVULA (362)	24	24	UR
	K0F-A3751-J0	LIFTER, VALVE (382) LEVANTADOR VALVULA (382)	24	24	UR
	K0F-A3751-K0	LIFTER, VALVE (402) LEVANTADOR VALVULA (402)	24	24	UR



6CB2110-K070

FIG. 7 VALVE

VALVULA

REF. NO.	PART NO. CODIGO N°	DESCRIPTION DESCRIPCION	6CET	6CFI	REMARKS OBSERVACIONES
8	K0F-A3751-L0	LIFTER, VALVE (422) LEVANTADOR VALVULA (422)	24	24	UR UR
	K0F-A3751-M0	LIFTER, VALVE (442) LEVANTADOR VALVULA (442)	24	24	UR UR
	K0F-A3751-N0	LIFTER, VALVE (462) LEVANTADOR VALVULA (462)	24	24	UR UR
	K0F-A3751-P0	LIFTER, VALVE (482) LEVANTADOR VALVULA (482)	24	24	UR UR
	K0F-A3751-R0	LIFTER, VALVE (502) LEVANTADOR VALVULA (502)	24	24	UR UR
	K0F-A3751-S0	LIFTER, VALVE (522) LEVANTADOR VALVULA (522)	24	24	UR UR
	K0F-A3751-T0	LIFTER, VALVE (542) LEVANTADOR VALVULA (542)	24	24	UR UR
	K0F-A3753-00	LIFTER, VALVE (562) LEVANTADOR VALVULA (562)	24	24	UR UR
	K0F-A3753-10	LIFTER, VALVE (582) LEVANTADOR VALVULA (582)	24	24	UR UR
	K0F-A3753-20	LIFTER, VALVE (602) LEVANTADOR VALVULA (602)	24	24	UR UR
	K0F-A3753-30	LIFTER, VALVE (625) LEVANTADOR VALVULA (625)	24	24	UR UR
	K0F-A3753-40	LIFTER, VALVE (650) LEVANTADOR VALVULA (650)	24	24	UR UR
	K0F-A3753-50	LIFTER, VALVE (675) LEVANTADOR VALVULA (675)	24	24	UR UR
	K0F-A3753-60	LIFTER, VALVE (700) LEVANTADOR VALVULA (700)	24	24	UR UR
	K0F-A3753-70	LIFTER, VALVE (725) LEVANTADOR VALVULA (725)	24	24	UR UR
9	6CB-12171-00	CAMSHAFT 1 ARBOL DE LEVAS 1	1	1	
10	93605-10108	.PIN, DOWEL .PASADOR DE CLAVIJA	1	1	
11	6CB-12181-00	CAMSHAFT 2 ARBOL DE LEVAS 2	1	1	
12	93605-10108	.PIN, DOWEL .PASADOR DE CLAVIJA	1	1	
13	6CB-12172-00	CAMSHAFT 3 ARBOL DE LEVAS 3	1	1	
14	93605-10108	.PIN, DOWEL .PASADOR DE CLAVIJA	1	1	
15	6CB-12182-00	CAMSHAFT 4 ARBOL DE LEVAS 4	1	1	
16	93605-10108	.PIN, DOWEL .PASADOR DE CLAVIJA	1	1	
17	6CB-11567-00	GEAR, DRIVEN 2 ENGRANAJE TRACCION 2	2	2	
18	90119-10050	BOLT, WITH WASHER TORNILLO CON ARANDELA	2	2	
19	6CB-12645-00	PULLEY ASSY 1 POLEA COMPL. 1	1	1	
20	6P2-12623-00	.BOLT .PERNO	1	1	

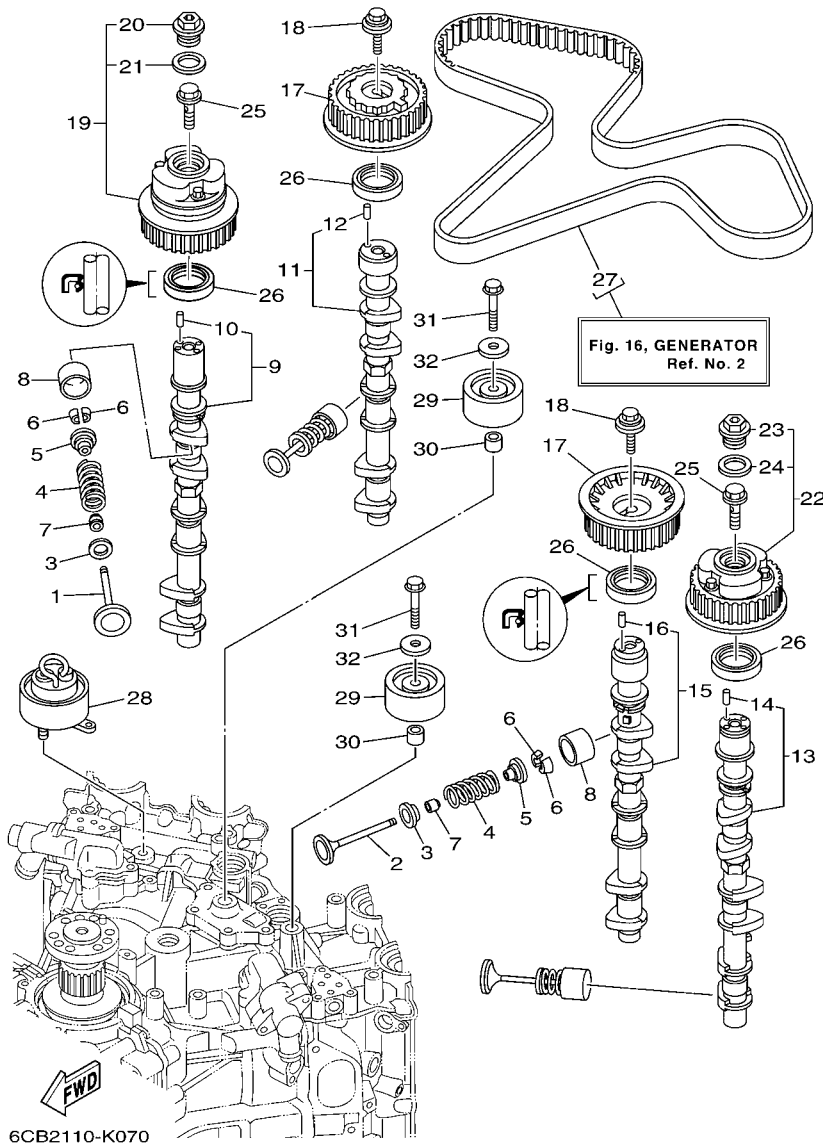


FIG. 7 VALVE

VALVULA

REF. NO.	PART NO. CODIGO Nº	DESCRIPTION DESCRIPCION	6CET	6CFI	REMARKS OBSERVACIONES
21	6P2-12663-00	.GASKET .EMPAQUE	1	1	
22	6CB-1264A-00	PULLEY ASSY 2 POLEA COMPL. 2	1	1	
23	6P2-12623-00	.BOLT .PERNO	1	1	
24	6P2-12663-00	.GASKET .EMPAQUE	1	1	
25	6P2-12615-00	BOLT PERNO	2	2	
26	93102-38008	OIL SEAL SELLO ACEITE	4	4	
27	6CB-W4624-00	BELT (WITH ROTOR BOLTS) CORREA (CON PERNO)	1	1	
28	6CB-11590-00	TENSIONER ASSY TENSOR COMPLET	1	1	
29	6CB-15512-00	GEAR, IDLER 1 ENGRENAJE NEUTRO	2	2	
30	90387-10M08	COLLAR ESPACIADOR	2	2	
31	90119-10M07	BOLT, WITH WASHER TORNILLO CON ARANDELA	2	2	
32	90201-10M01	WASHER, PLATE ARANDELA PLANA	2	2	

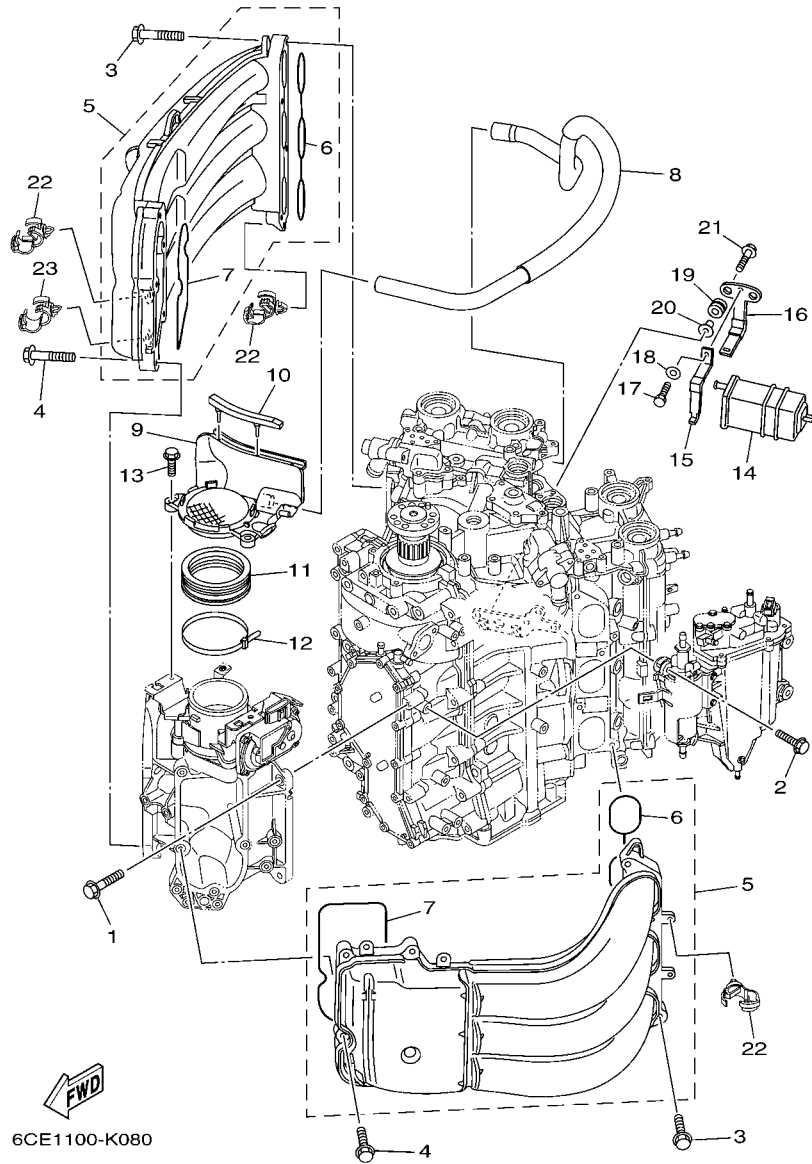


FIG. 8 INTAKE 1

ADMISION 1

REF. NO.	PART NO. CODIGO Nº	DESCRIPTION DESCRIPCION	6CET	6CFI		REMARKS OBSERVACIONES
1	95875-08030	BOLT, FLANGE TORNILLO	4	4		
2	90119-06M24	BOLT, WITH WASHER TORNILLO CON ARANDELA	4	4		
3	90119-08020	BOLT, WITH WASHER TORNILLO CON ARANDELA	8	8		
4	90105-06035	BOLT, FLANGE TORNILLO	10	10		
5	6CE-13641-00	MANIFOLD 1 MULTIPLE 1	2	2		
6	6CB-13645-00	.GASKET, MANIFOLD 1 .EMPAQUE	1	1		
7	6CB-13646-00	.GASKET, MANIFOLD 2 .EMPAQ. DE MULTIPLE 2	1	1		
8	6CB-15373-00	PIPE, BREATHER MANGUELA DE RESPIRADERO	1	1		
9	6CB-14440-00	SILENCER ASSY, INTAKE SILENCIADOR COMPL DE ADMISION	1	1		
10	6CB-85547-00	DAMPER AMORTIGUADOR	1	1		
11	6AW-1441J-00	PIPE, SILENCER TUBO	1	1		
12	90464-99004	CLAMP BRIDA	1	1		
13	95895-06020	BOLT, FLANGE TORNILLO DE REBORDE	2	2		
14	69J-24170-00	CANISTER ASSY FRANJA DE DEPOSITO DE COMBUST.	1	1		
15	69J-2419A-01	HOLDER SOSTEN	1	1		
16	69J-2134X-00	BRACKET, CANISTER SOPORTE	1	1		
17	97095-06016	BOLT PERNO	1	1		
18	92995-06600	WASHER ARANDELA	1	1		
19	90480-10M23	GROMMET TAPON	2	2		
20	90387-06M60	COLLAR ESPACIADOR	2	2		
21	90119-06M17	BOLT, WITH WASHER TORNILLO CON ARANDELA	2	2		
22	90464-13249	CLAMP BRIDA	8	8		
23	90464-20181	CLAMP BRIDA	1	1		

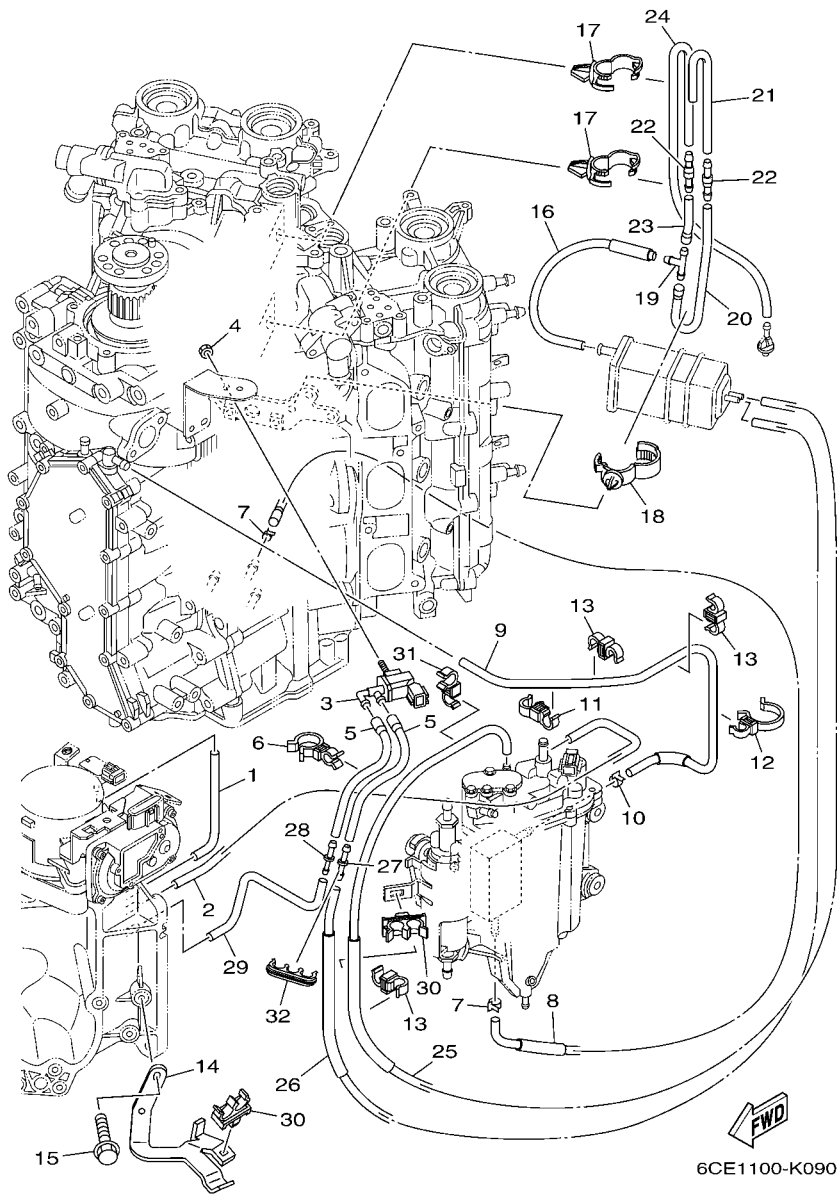


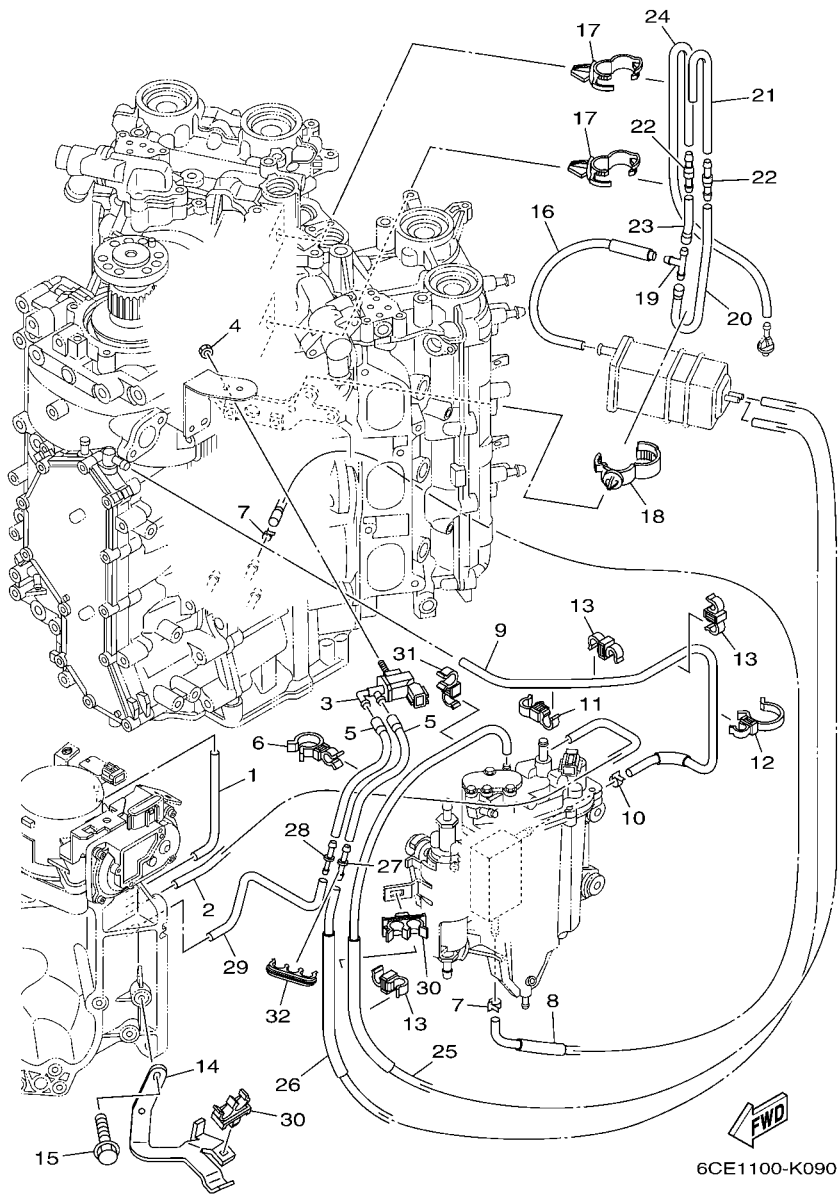
FIG. 9 INTAKE 2

ADMISION 2

REF. NO.	PART NO. CODIGO Nº	DESCRIPTION DESCRIPCION	6CE1	6CF1	REMARKS OBSERVACIONES
1	6CB-13533-00	HOSE, VACUUM SENSING 4 MANGUERA, DE VACIO 4	1	1	
2	6CB-13532-00	HOSE, VACUUM SENSING 3 MANGUERA, DE VACIO 3	1	1	
3	6C5-86120-00	SOLENOID VALVE ASSY VALVULA SOLENOIDE CONJ.	1	1	
4	95380-06600	NUT, HEXAGON TUERCA	1	1	
5	6CB-2416A-00	HOSE TUBO DE COMBUSTIBLE	2	2	
6	90464-23001	CLAMP BRIDA	2	2	
7	90465-11M10	CLAMP BRIDA	2	2	
8	6CE-12482-00	PIPE 2 TUBO 2	1	1	
9	6CB-12484-00	PIPE 4 TUBO 4	1	1	
10	90465-11M10	CLAMP BRIDA	1	1	
11	90464-12010	CLAMP BRIDA	1	1	
12	90464-26002	CLAMP BRIDA	1	1	
13	90464-09013	CLAMP BRIDA	3	3	
14	6CB-13782-00	STAY SOPORTE	1	1	
15	95895-06016	BOLT, FLANGE TORNILLO DE REBORDE	2	2	
16	6CB-13545-00	HOSE 1 SELLO	1	1	
17	90464-20181	CLAMP BRIDA	2	2	
18	90464-12183	CLAMP BRIDA	1	1	
19	688-24378-00	PIPE, JOINT 3 TUBO DE UNION 3	1	1	
20	6CB-13546-00	HOSE 2 SELLO	1	1	
21	6CB-13547-00	HOSE 3 SELLO	1	1	
22	6E5-21744-00	BREATHER RESPIRADERO	2	2	
23	6CB-13548-00	HOSE, AIR 4 TUBO DE AIRE 4	1	1	
24	6CB-12483-00	PIPE 3 TUBO 3	1	1	
25	6CB-1475A-00	PIPE 1 TUBO 1	1	1	
26	6CB-1475F-00	PIPE 3 TUBO 3	1	1	
27	6G8-24376-00	PIPE, JOINT 1 TUBO DE UNION 1	1	1	

FIG. 9 INTAKE 2

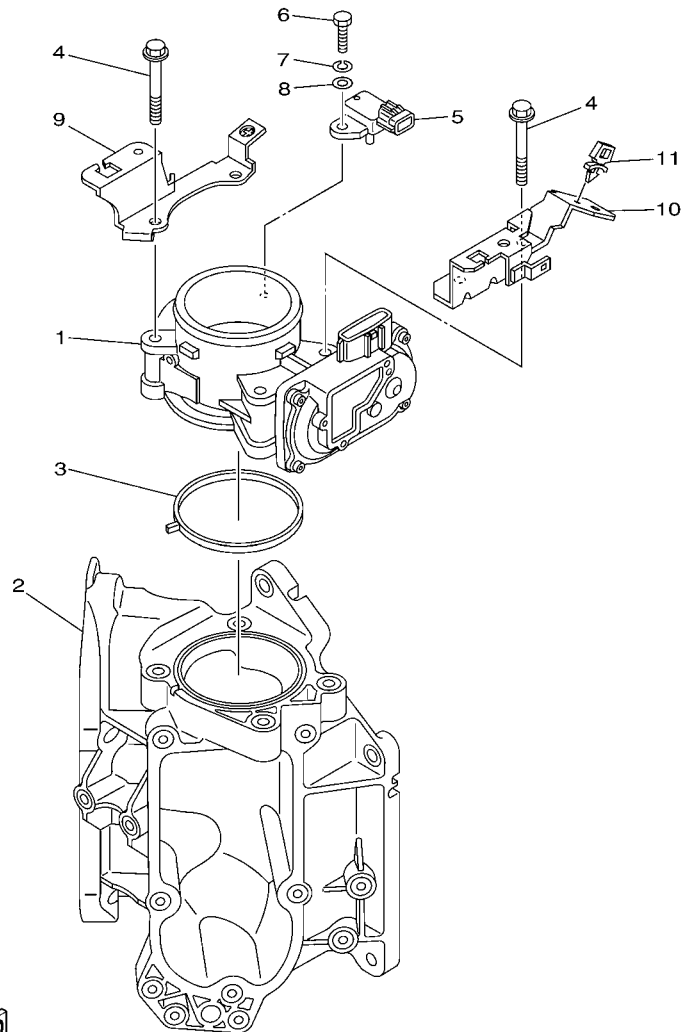
ADMISION 2



REF. NO.	PART NO. CODIGO N°	DESCRIPTION DESCRIPCION	6CET	6CFI	REMARKS OBSERVACIONES
28	6CB-14989-00	ORIFICE, AIR VENT ORIFICIO DE VENTILACION	1	1	
29	6CB-1475G-00	PIPE 4 TUBO 4	1	1	
30	90464-11012	CLAMP BRIDA	2	2	
31	90464-12010	CLAMP BRIDA	1	1	
32	90464-10011	CLAMP BRIDA	1	1	

FIG. 10 THROTTLE BODY ASSY 1

CAJA DE ACELERADOR COMPL 1

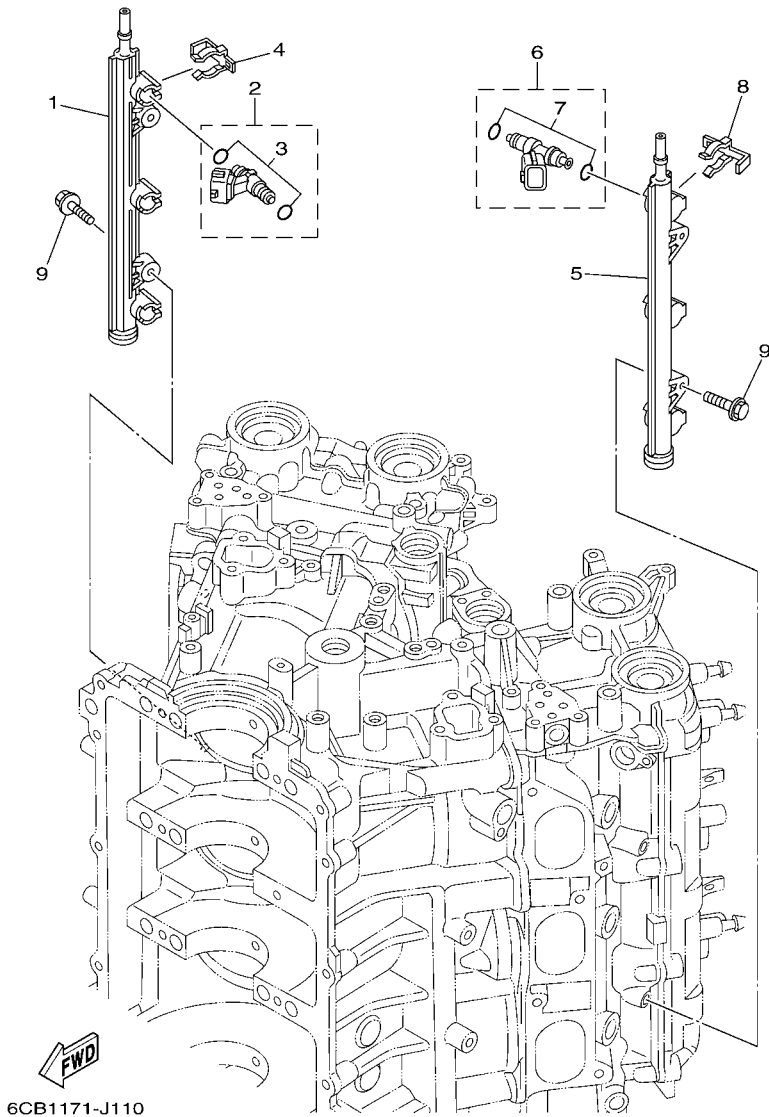



6CB1171-J100

REF. NO.	PART NO. CODIGO Nº	DESCRIPTION DESCRIPCION	6CET	6CFI	REMARKS OBSERVACIONES
1	6CB-13751-00	BODY, THROTTLE 1 CAJA 1	1	1	
2	6CB-13711-00	MIXING BODY CUERPO DE MEZCLA	1	1	
3	6CB-13556-00	GASKET, MANIFOLD EMPAQUE	1	1	
4	95875-08060	BOLT, FLANGE TORNILLO	4	4	
5	6P2-82380-00	SENSOR, PRESSURE SENSOR DE PRESION	1	1	
6	97075-06020	BOLT PERNO	1	1	
7	92995-06100	WASHER, SPRING ARANDELA	1	1	
8	92995-06600	WASHER ARANDELA	1	1	
9	6CB-13898-00	HOLDER SOSTEN	1	1	
10	6CB-13898-10	HOLDER SOSTEN	1	1	
11	90464-11121	CLAMP BRIDA	1	1	

FIG. 11 THROTTLE BODY ASSY 2

CAJA DE ACELERADOR COMPL 2

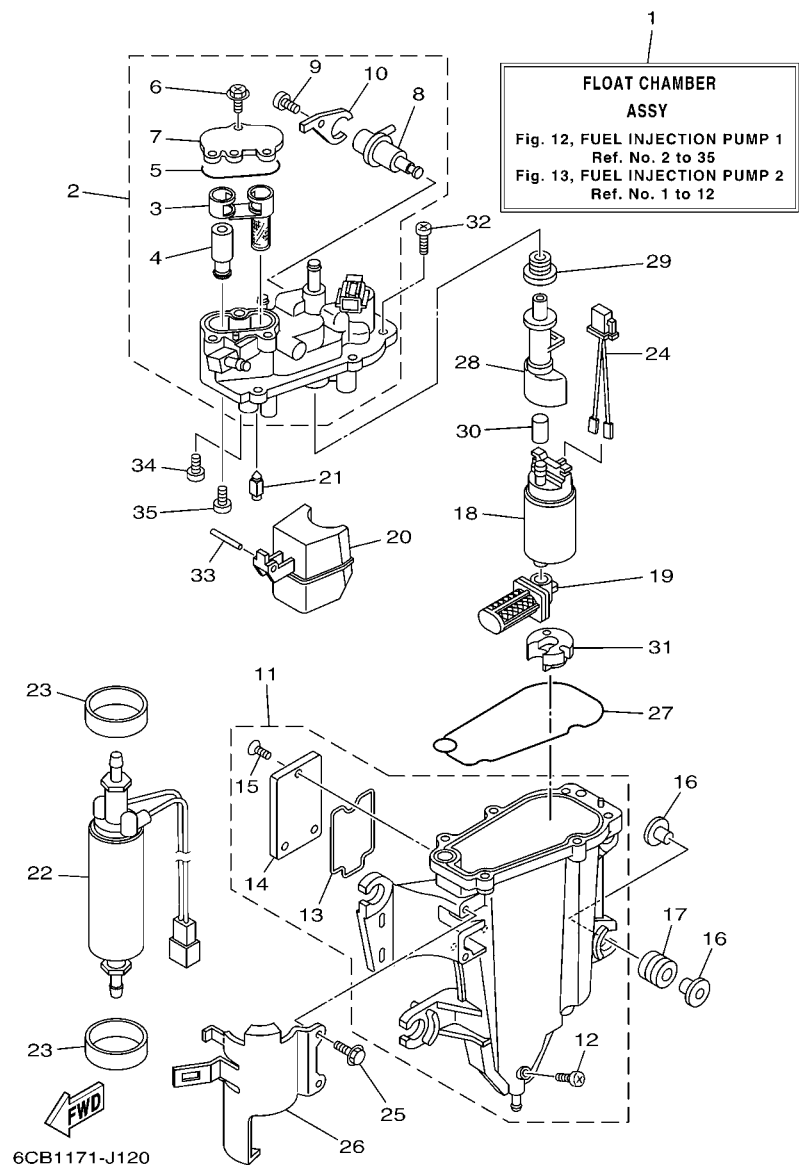


6CB1171-J110

REF. NO.	PART NO. CODIGO Nº	DESCRIPTION DESCRIPCION	6CET	6CFI	REMARKS OBSERVACIONES
1	6CB-13161-00	PIPE, DELIVERY 1 TUBO CONDUCTOR 1	1	1	
2	6AW-13761-00	INJECTOR INYECTOR	3	3	
3	6AW-1410B-00	.PACKING KIT .JUEGO DE EMPAQUE	1	1	
4	6CB-13577-00	CLIP PRESILLA	3	3	
5	6CB-13171-00	PIPE, DELIVERY 2 TUBO CONDUCTOR 2	1	1	
6	6AW-13761-00	INJECTOR INYECTOR	3	3	
7	6AW-1410B-00	.PACKING KIT .JUEGO DE EMPAQUE	1	1	
8	6CB-13577-00	CLIP PRESILLA	3	3	
9	90105-06M08	BOLT, FLANGE TORNILLO	4	4	

FIG. 12 FUEL INJECTION PUMP 1

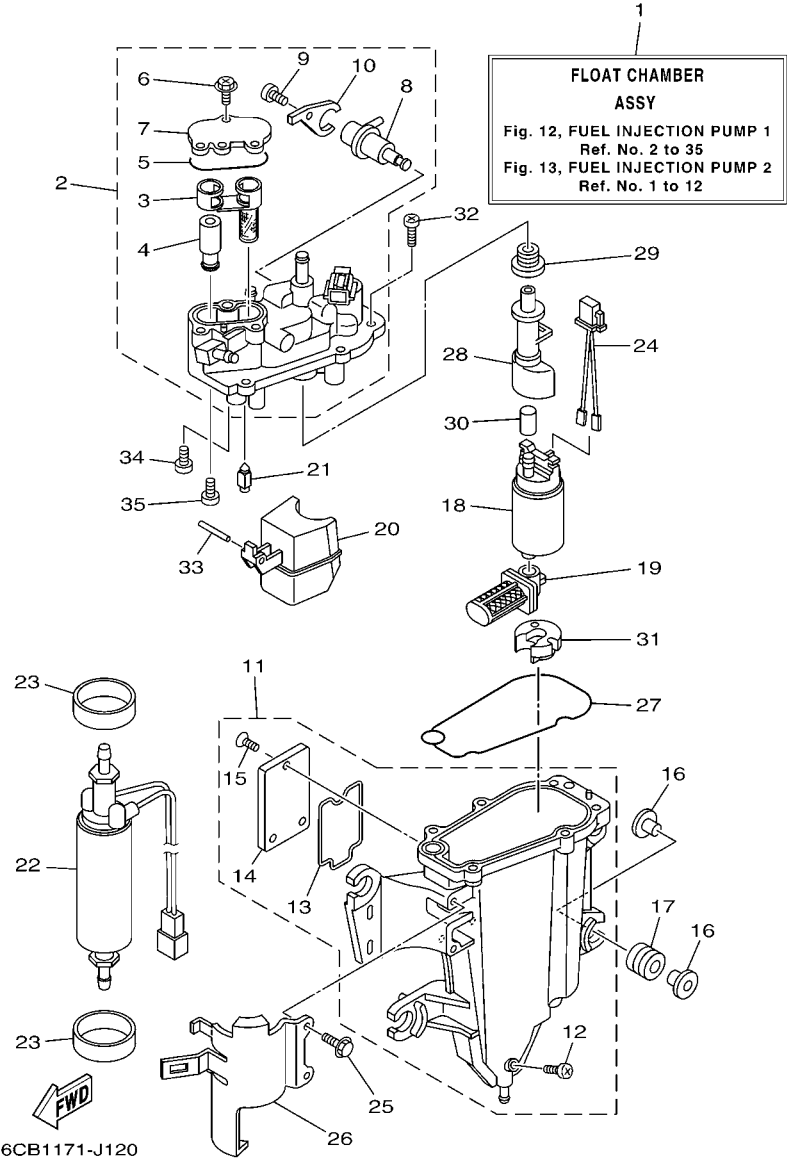
BOMBA DE INYECTOR 1



REF. NO.	PART NO. CODIGO Nº	DESCRIPTION DESCRIPCION	6CET	6CFI	REMARKS OBSERVACIONES
1	6CB-14180-01	FLOAT CHAMBER ASSY CAMARA DE BOIA COMPLETE	1	1	
2	6CB-14182-00	COVER, FLOAT CHAMBER TAPA DE CAMARA DE BOIA	1	1	
3	6CB-24501-00	.FILTER, FUEL .FIELTRO	1	1	
4	6CB-24460-00	.RELIEF VALVE ASSY .VALVELA DE DESCOMPRESION	1	1	
5	6CB-13016-00	.O-RING .ANILLO O	1	1	
6	6CB-14216-00	.SCREW .TORNILLO	3	3	
7	6CB-24217-00	.COVER .CUBIERTA	1	1	
8	6CB-13906-00	.REGULATOR, PRESSURE .REGULADOR	1	1	
9	6CB-14564-00	.SCREW .TORNILLO	1	1	
10	6CB-14146-00	.PLATE .PLACA SOPORTE	1	1	
11	6CB-14181-00	BODY, FLOAT CHAMBER 1 CUERPO DE CAMARA DE BOIA	1	1	
12	6P2-14191-00	.PLUG, DRAIN .TORNILLO, DE DRENAJE	1	1	
13	6CB-14239-00	.SEAL .SELLO	1	1	
14	6CB-24452-00	.COVER .CUBIERTA	1	1	
15	6CB-14429-00	.SCREW .TORNILLO	3	3	
16	69J-13716-00	COLLAR COLLAR	8	8	
17	6BM-13593-00	DAMPER COJINETE DE RODILLOS	4	4	
18	6CB-13907-00	FUEL PUMP COMP. BOMBA DE COMBUSTIBLE COMPLETEA	1	1	
19	6CB-13915-00	FILTER FILTRO	1	1	
20	6CB-14985-00	FLOAT BOIA	1	1	
21	6CB-14546-00	VALVE, NEEDLE VALVULA DE AGUJA	1	1	
22	6CB-24410-00	FUEL PUMP ASSY BOMBA DE COMBUSTIBLE COMPLETEA	1	1	
23	6CB-24492-00	BUSH, FUEL PUMP BUJE	2	2	
24	6CB-1469M-00	WIRE 1 CABLE 1	1	1	
25	6CB-24592-00	BOLT TORNILLO	2	2	
26	6CB-24491-00	BRACKET, FUEL PUMP SOPORTE BOMBA COMBUSTIBLE	1	1	
27	6CB-14984-00	GASKET, FLOAT CHAMBER EMPAQUE CAMARA DE BOIA	1	1	

FIG. 12 FUEL INJECTION PUMP 1

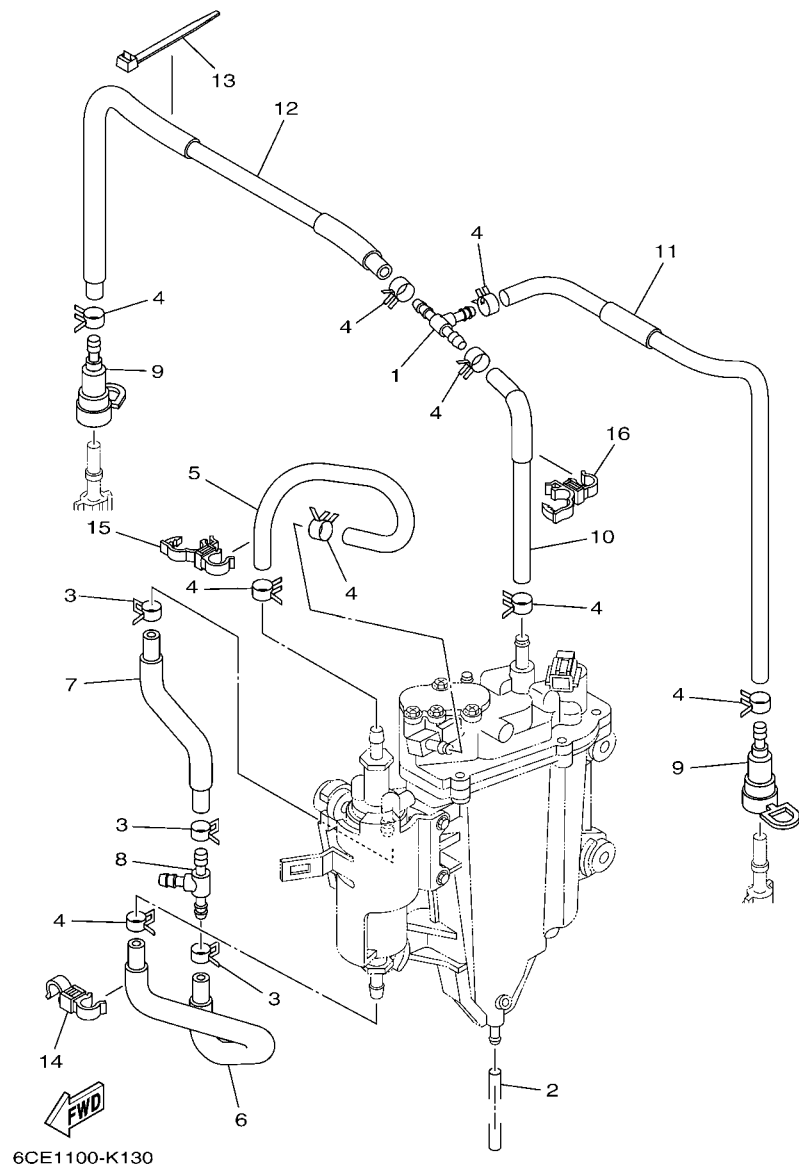
BOMBA DE INYECTOR 1



REF. NO.	PART NO. CODIGO N°	DESCRIPTION DESCRIPCION	6CET	6CFI			REMARKS OBSERVACIONES
28	6CB-13132-00	JOINT JUNTA	1	1			
29	6CB-1447B-00	BUSH 1 BUJE 1	1	1			
30	6CB-13781-00	DAMPER, PUMP AMORTIGUADOR DE BOMBA	1	1			
31	6CB-13784-00	COVER, PUMP CUBIERTA DE BOMBA	1	1			
32	63P-14567-00	SCREW TORNILLO	6	6			
33	6P2-14386-00	PIN, FLOAT PASADOR DE BOIA	1	1			
34	4SV-24453-00	SCREW TORNILLO	1	1			
35	98507-04008	SCREW, PAN HEAD TORNILLO DE CABEZA CON PLANA	1	1			

FIG. 13 FUEL INJECTION PUMP 2

BOMBA DE INYECTOR 2



REF. NO.	PART NO. CODIGO Nº	DESCRIPTION DESCRIPCION	6CET	6CFI		REMARKS OBSERVACIONES
1	6AW-24461-00	PIPE, JOINT TUBO DE UNION	1	1		
2	6P2-14149-00	PIPE TUBO	1	1		
3	69J-14137-00	CLIP PRESILLA	3	3		
4	68V-13577-00	CLIP PRESILLA	9	9		
5	6CB-24324-00	PIPE 13 TUBO 13	1	1		
6	6CB-24317-00	PIPE 7 TUBO 7	1	1		
7	6CB-24323-00	PIPE 12 TUBO 12	1	1		
8	6E5-24378-00	PIPE, JOINT 3 TUBO DE UNION 3	1	1		
9	60E-24300-01	FUEL PIPE JOINT CONECTOR MANGUERA COMBUSTIBLE	2	2		
10	6CB-13971-01	PIPE, FUEL 1 ANILLO DE ESPACIADOR	1	1		
11	6CB-13974-00	PIPE, FUEL 4 TUBO, COMBUSTIBLE 4	1	1		
12	6CB-13972-00	PIPE, FUEL 2 TUBO, COMBUSTIBLE 2	1	1		
13	90465-14M66	CLAMP BRIDA	1	1		
14	90464-12009	CLAMP BRIDA	1	1		
15	90464-12012	CLAMP BRIDA	1	1		
16	90464-12012	CLAMP BRIDA	1	1		

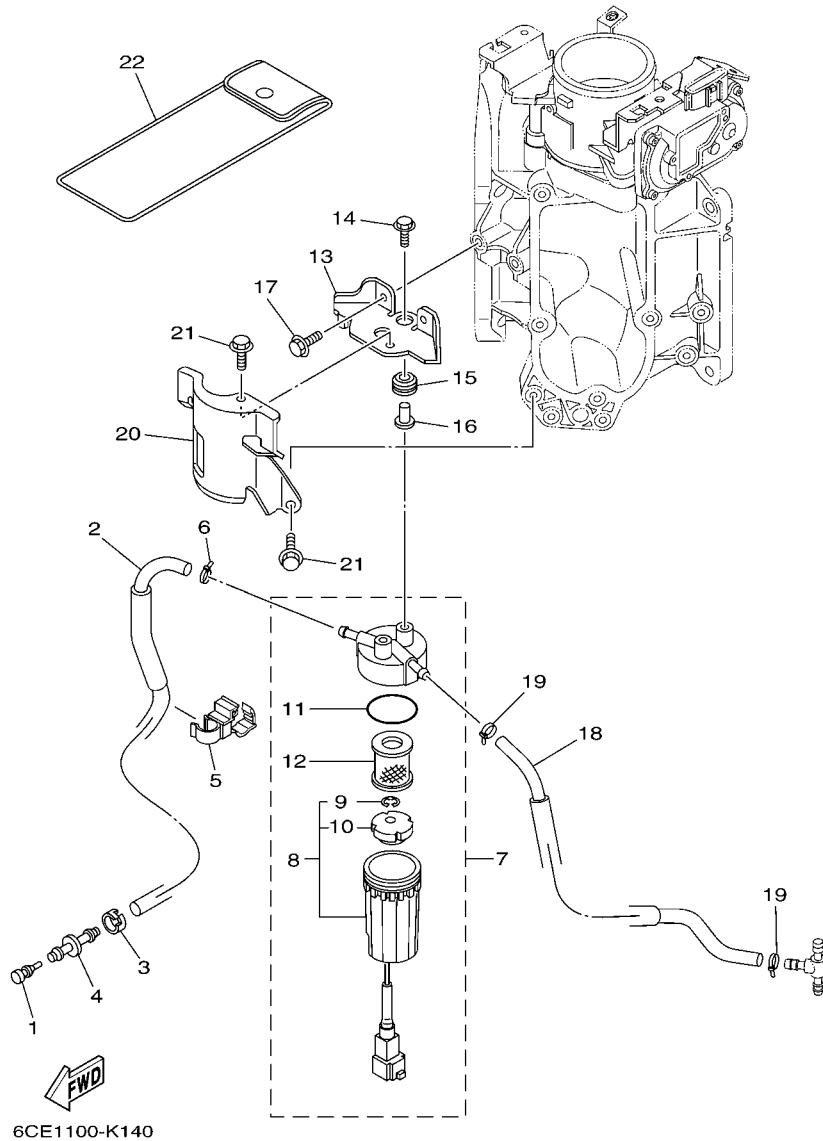


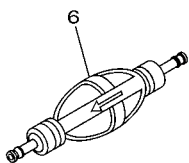
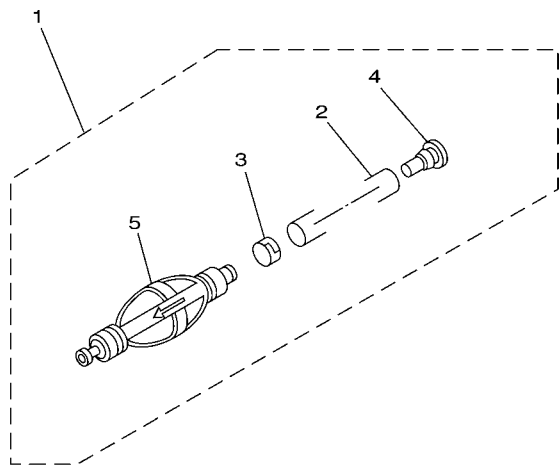
FIG. 14 FUEL 1

COMBUSTIBLE 1

REF. NO.	PART NO. CODIGO Nº	DESCRIPTION DESCRIPCION	6CET	6CFI	REMARKS OBSERVACIONES
1	689-85547-00	DAMPER AMORTIGUADOR	1	1	
2	6CB-24314-00	PIPE 4 TUBO 4	1	1	
3	6E5-24351-51	BAND 1 ABRAZADERA 1	1	1	
4	6AW-24377-00	PIPE, JOINT 2 TUBO DE UNION 2	1	1	
5	90464-12012	CLAMP BRIDA	1	1	
6	90465-11M10	CLAMP BRIDA	1	1	
7	6P3-24560-20	FILTER ASSY FILTRO COMPLETO	1	1	
8	6P3-24562-20	.CUP, FILTER .COPA DE FILTRO	1	1	
9	6P3-24519-00	..CLIP ..PRESILLA	1	1	
10	6P3-24469-00	..FLOAT, WATER LEVEL ..BOIA	1	1	
11	6P3-24564-00	.GASKET .EMPAQUE	1	1	
12	6P3-24563-00	.ELEMENT, FILTER .ELEMENTO DEL FILTRO	1	1	
13	6CB-24566-00	BRACKET, FILTER SOPORTE DEL FILTRO	1	1	
14	90119-06M17	BOLT, WITH WASHER TORNILLO CON ARANDELA	2	2	
15	90480-10M23	GROMMET TAPON	2	2	
16	90387-06M60	COLLAR ESPACIADOR	2	2	
17	95895-06016	BOLT, FLANGE TORNILLO DE REBORDE	2	2	
18	6CB-24313-00	PIPE 3 TUBO 3	1	1	
19	90465-11M10	CLAMP BRIDA	2	2	
20	6CB-24596-01	COVER CUBIERTA	1	1	
21	95895-06014	BOLT, FLANGE TORNILLO DE REBORDE	2	2	
22	69J-28100-01	TOOL KIT JUEGO DE HERRAMIENTAS	1	1	

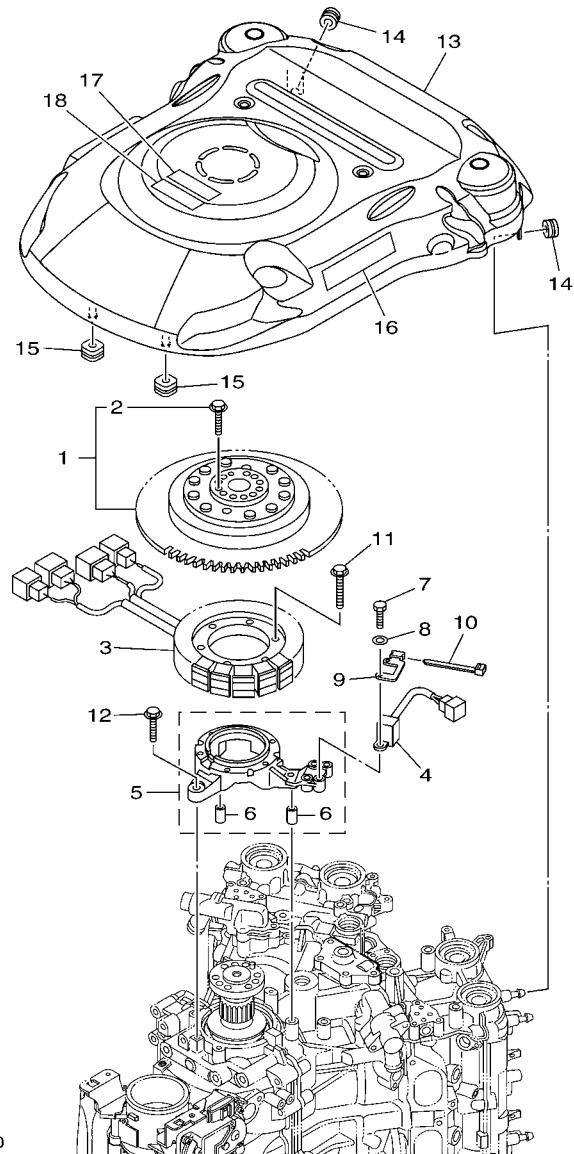
FIG. 15 FUEL 2

COMBUSTIBLE 2



REF. NO.	PART NO. CODIGO Nº	DESCRIPTION DESCRIPCION	6CET	6CF1	REMARKS OBSERVACIONES
1	6Y2-24307-50	FUEL PIPE COMP. 2 MANGUERA COMPL, COMBUSTIBLE 2	1	1	AP EXCEPT FOR CAR AP EXCEPT FOR CAR
2	90445-13M01	.HOSE (L2050) .MANGUERA (L2050)	1	1	
3	6E5-24351-51	.BAND 1 .ABRAZADERA 1	1	1	
4	90480-06M19	.GROMMET .TAPON	1	1	
5	6Y2-24360-60	.PRIMER PUMP ASSY .SOPORTE BOMBA	1	1	
6	6AW-24360-00	PRIMER PUMP ASSY SOPORTE BOMBA	1	1	AP FOR CAR AP FOR CAR

 68V9100-J110



FWD
6CE1300-K160

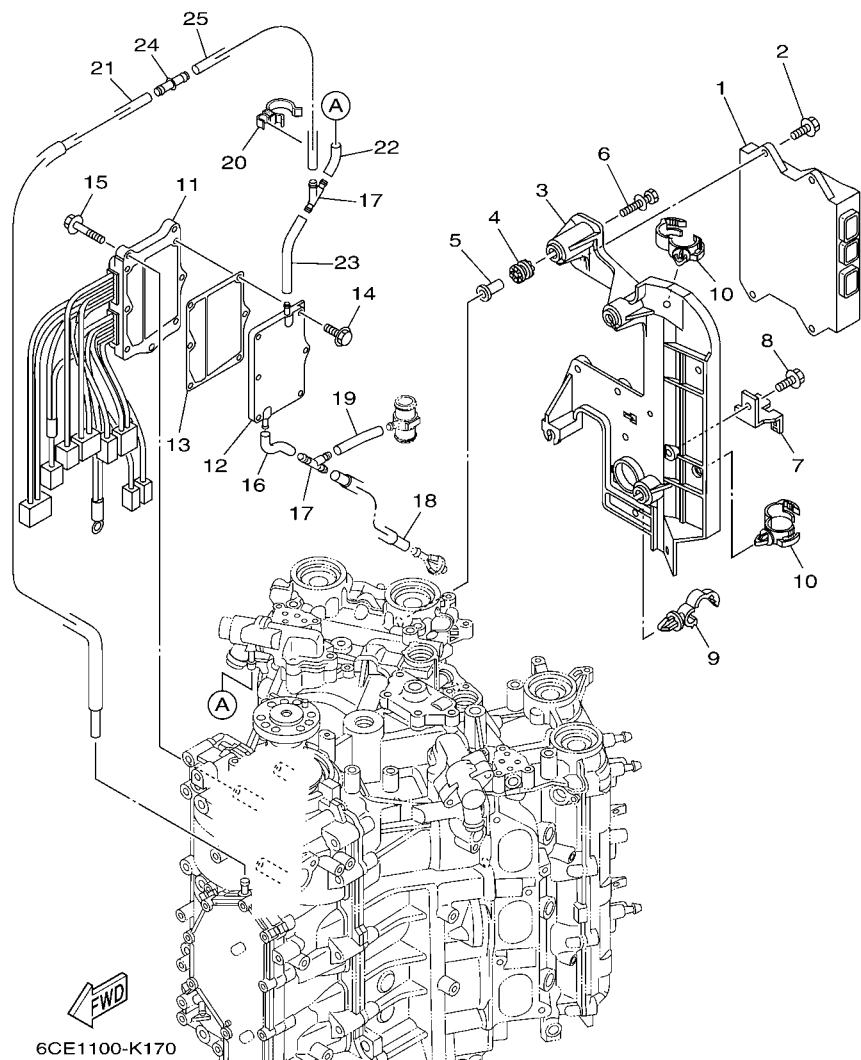
FIG. 16 GENERATOR

GENERADOR

REF. NO.	PART NO. CODIGO Nº	DESCRIPTION DESCRIPCION	6CET	6CFI			REMARKS OBSERVACIONES
1	6CE-W8145-00	ROTOR ASSY WITH BOLTS ROTOR COMPLETO CON TORNILLO	1	1			
2	6AW-W9011-00	.BOLT SET (FOR ROTOR ASSY) .JUEGO DE TORNILLO (PARA ROTOR)	1	1			
3	6CE-81410-00	STATOR ASSY ESTATOR COMPLETO	1	1			
4	6CB-85580-00	COIL, PULSER BOBINA DE PULSACION	1	1			
5	6CB-85561-00	BASE, MAGNETO BASE DE MAGNETO	1	1			
6	99530-08012	.PIN, DOWEL .PASADOR, DE ESPIGA	2	2			
7	97095-05020	BOLT PERNO	2	2			
8	92995-05600	WASHER ARANDELA	2	2			
9	6CE-85592-00	STAY, PULSER SOPORTE, BOBINA DE PULSACION	1	1			
10	90465-11M10	CLAMP BRIDA	1	1			
11	95022-06035	BOLT, FLANGE PERNO, DE BRIDA	6	6			
12	95895-06030	BOLT, FLANGE TORNILLO DE REBORDE	4	4			
13	6CB-81337-00	COVER, FLYWHEEL CUBIERTA DE VOLANTE	1	1			
14	90480-12314	GROMMET TAPON	2	2			
15	6CB-85516-00	SPACER ESPACIADOR	2	2			
16	6CE-13437-60	MARK, CAUTION MARKER	1	1			
17	6AH-81994-40	LABEL, SAFETY ETIQUETA DE SEGURIDAD	1	1			
18	6AH-81994-50	LABEL, SAFETY ETIQUETA DE SEGURIDAD	1	1			

FIG. 17 ELECTRICAL 1

EQUIPO ELECTRICO 1

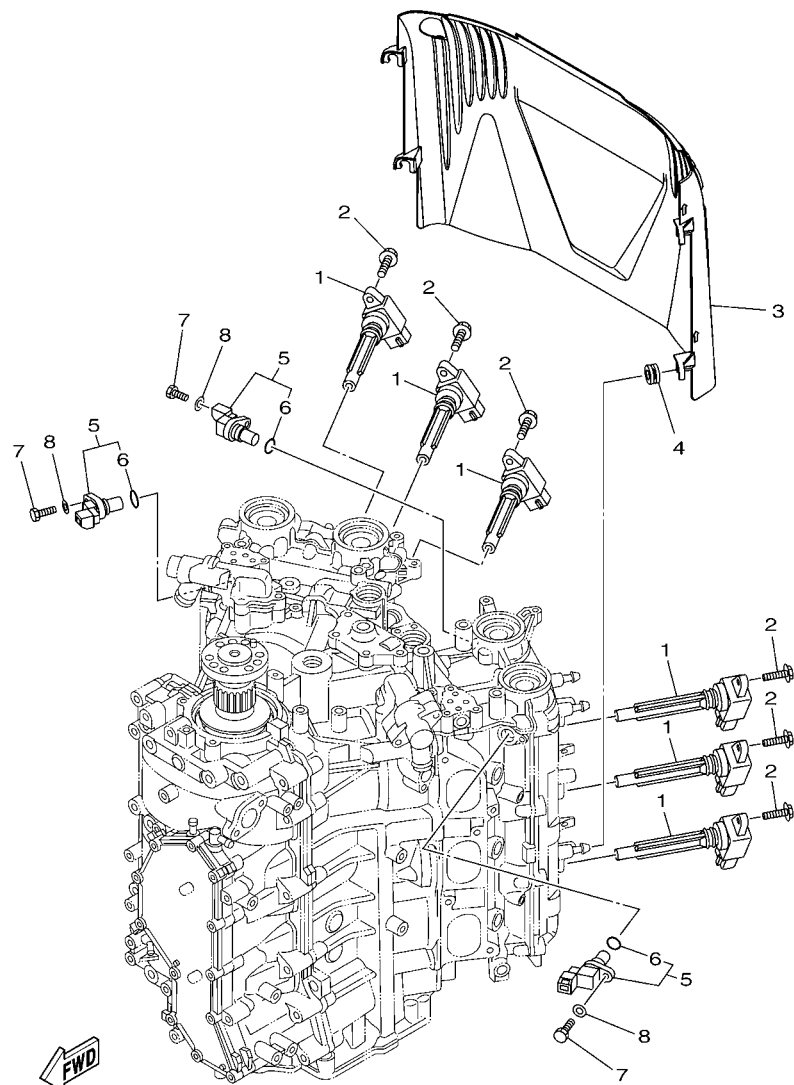


6CE1100-K170

REF. NO.	PART NO. CODIGO Nº	DESCRIPTION DESCRIPCION	6CET	6CFI	REMARKS OBSERVACIONES
1	6CE-8591A-00	ENGINE CONTROL UNIT ASSY UNIDAD CONTROL	1	1	
2	95895-06020	BOLT, FLANGE TORNILLO DE REBORDE	4	4	
3	6CB-82316-01	BRACKET, IGNITION COIL SOPORTE BOBINA ENCENDIDO	1	1	
4	64J-85516-00	SPACER ESPACIADOR	4	4	
5	69M-42758-00	COLLAR COLLAR	4	4	
6	90119-06M56	BOLT, WITH WASHER TORNILLO CON ARANDELA	4	4	
7	6BR-81845-00	PLATE PLACA	1	1	
8	95895-06012	BOLT, FLANGE TORNILLO DE REBORDE	1	1	
9	90464-13249	CLAMP BRIDA	1	1	
10	90464-20181	CLAMP BRIDA	2	2	
11	6CE-81960-00	RECTIFIER & REGULATOR ASSY RECTIFICADOR Y REGULADOR	1	1	
12	6CE-81972-00-9S	COVER, RECTIFIER CUBIERTA DE RECTIFICADOR	1	1	
13	6CE-81975-00	PLATE, RECTIFIER FITTING PLACA ACCESORIA RECTIF.	1	1	
14	90119-06MA3	BOLT, WITH WASHER TORNILLO CON ARANDELA	6	6	
15	95895-06025	BOLT, FLANGE TORNILLO DE REBORDE	3	3	
16	6CE-1248A-00	PIPE 8 TUBO 8	1	1	
17	6CE-24377-00	PIPE, JOINT 2 TUBO DE UNION 2	2	2	
18	6CE-12483-00	PIPE 3 TUBO 3	1	1	
19	90445-107A5	HOSE (L30) TUBO (L30)	1	1	
20	90464-26002	CLAMP BRIDA	1	1	
21	6CE-12481-00	PIPE 1 TUBO 1	1	1	
22	6CE-14872-00	PIPE 2 TUBO 2	1	1	
23	6CE-12485-00	PIPE 5 TUBO 5	1	1	
24	6CE-24376-00	PIPE, JOINT 1 TUBO DE UNION 1	1	1	
25	6CE-12484-00	PIPE 4 TUBO 4	1	1	

FIG. 18 ELECTRICAL 2

EQUIPO ELECTRICO 2

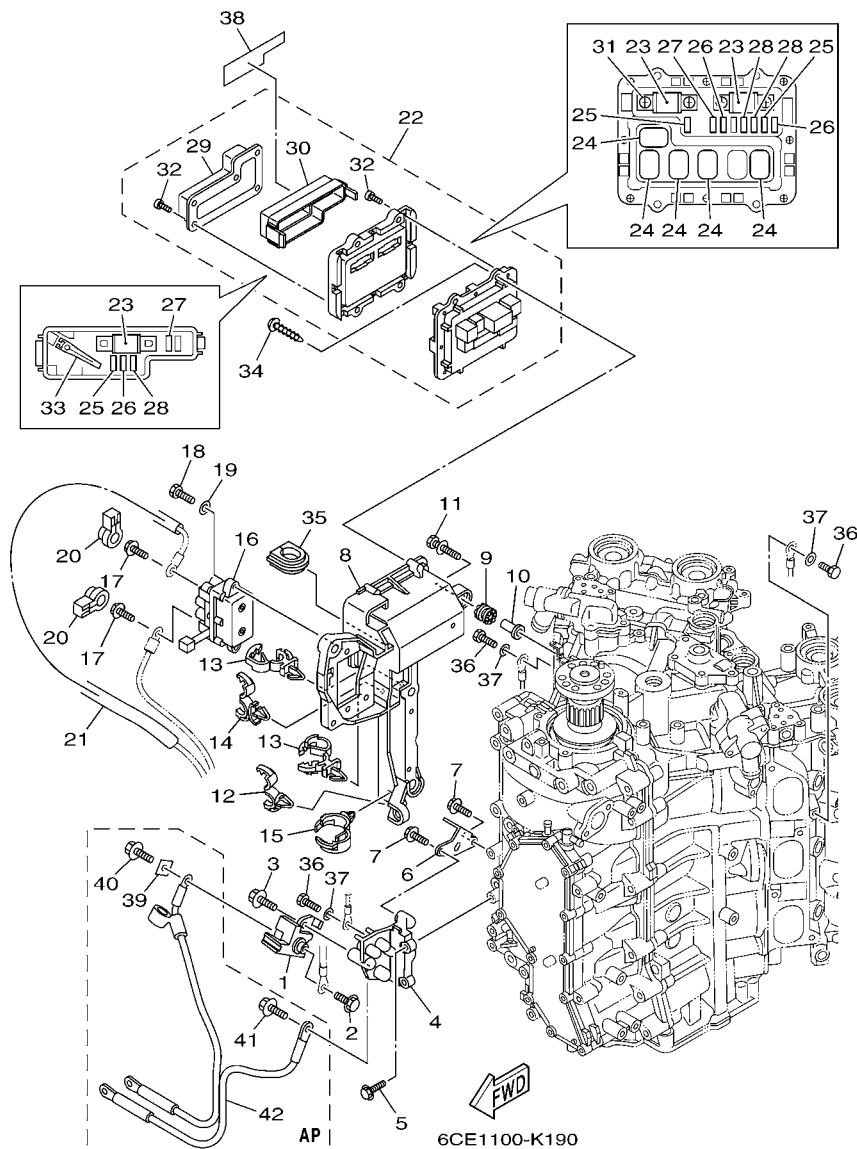


6CB2110-K180

REF. NO.	PART NO. CODIGO N°	DESCRIPTION DESCRIPCION	6CET	6CF1	REMARKS OBSERVACIONES
1	6CB-82310-00	IGNITION COIL ASSY BOBINA DE ENCENDIDO COMPLETA	6	6	
2	95895-06025	BOLT, FLANGE TORNILLO DE REBORDE	6	6	
3	6CB-82314-00	COVER, IGNITION COIL CUBIERTA BOBINA ENCENDIDO	1	1	
4	90480-12314	GROMMET TAPON	4	4	
5	6P2-85896-00	SENSOR, CAM POSITION SENSOR DE LEVA	3	3	
6	6P2-85075-00	O-RING ANILLO-O	1	1	
7	97095-06020	BOLT PERNO	3	3	
8	92995-06600	WASHER ARANDELA	3	3	

FIG. 19 ELECTRICAL 3

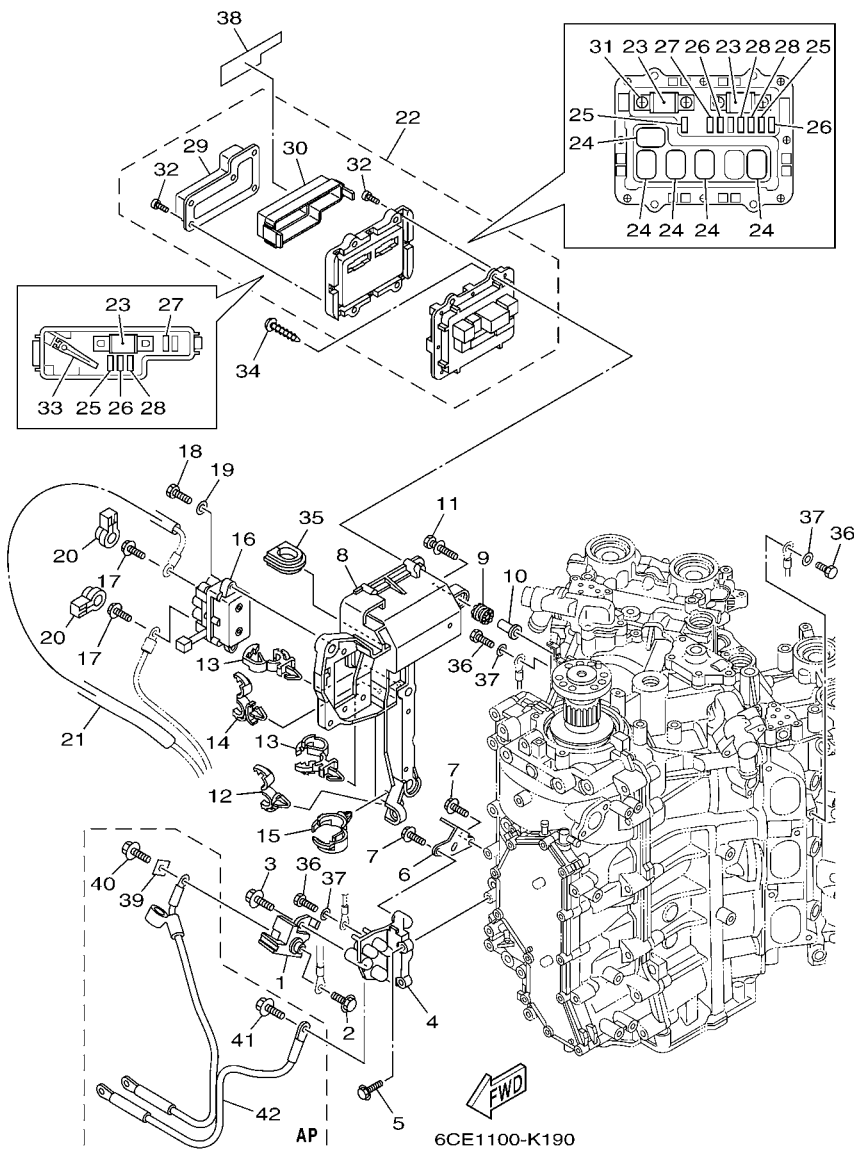
EQUIPO ELECTRICO 3



REF. NO.	PART NO. CODIGO Nº	DESCRIPTION DESCRIPCION	6CE1	6CF1		REMARKS OBSERVACIONES
1	6P2-81925-01	TERMINAL TERMINAL	1	1		
2	95895-08016	BOLT, FLANGE TORNILLO DE REBORDE	1	1		
3	95814-08020	BOLT, FLANGE TORNILLO	1	1		
4	6CB-81929-00	BRACKET, TERMINAL SOPORTE	1	1		
5	95895-06020	BOLT, FLANGE TORNILLO DE REBORDE	2	2		
6	6CE-82588-00	PLATE PLACA	1	1		
7	95895-06016	BOLT, FLANGE TORNILLO DE REBORDE	2	2		
8	6CB-81948-00	BRACKET SOPORTE	1	1		
9	64J-85516-00	SPACER ESPACIADOR	5	5		
10	69M-42758-00	COLLAR COLLAR	5	5		
11	90119-06M56	BOLT, WITH WASHER TORNILLO CON ARANDELA	5	5		
12	90464-13249	CLAMP BRIDA	1	1		
13	90464-12183	CLAMP BRIDA	2	2		
14	90464-18246	CLAMP BRIDA	1	1		
15	90464-20181	CLAMP BRIDA	1	1		
16	6AW-81950-00	RELAY ASSY RELE COMPLETO	1	1		
17	97595-06610	BOLT, WITH WASHER PERNO CON ARANDELA	2	2		
18	97013-06020	BOLT PERNO	2	2		
19	92903-06600	WASHER, PLATE RONDANA SENCILLA	2	2		
20	6P2-8183X-00	CAP, TERMINAL CUBIERTA DE TERMINAL	2	2		
21	90446-15003	HOSE (L100) TUBO (L100)	1	1		
22	6CE-82170-00	FUSE BOX ASSY CAJA DE FUSIBLES COMPL.	1	1		
23	6CE-82151-00	.FUSE (100A) .FUSIBLE (100A)	3	3		
24	68F-8195A-00	.RELAY ASSY .RELE COMPLETO	5	5		
25	67F-82151-40	.FUSE (10A) .FUSIBLE (10A)	3	3		
26	67F-82151-50	.FUSE (15A) .FUSIBLE (15A)	3	3		
27	67F-82151-00	.FUSE (20A) .FUSIBLE (20A)	2	2		

FIG. 19 ELECTRICAL 3

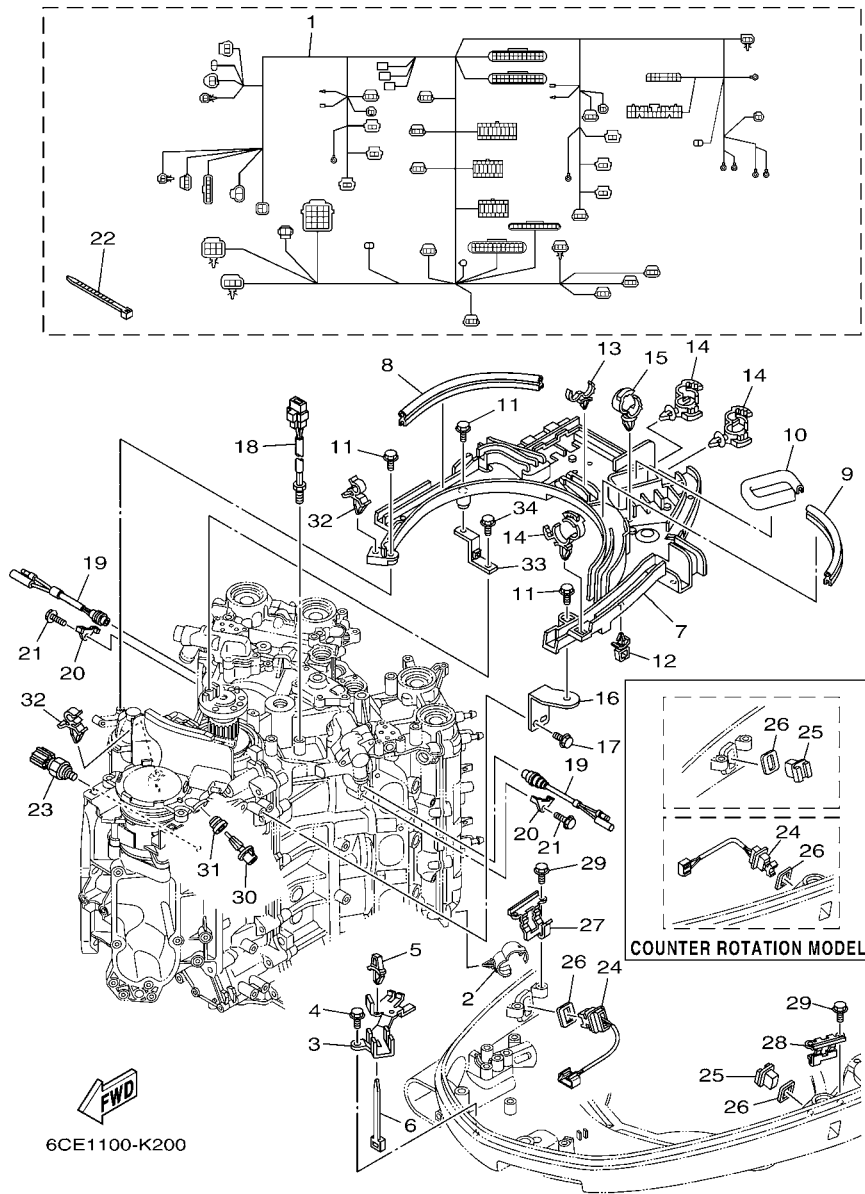
EQUIPO ELECTRICO 3



REF. NO.	PART NO. CODIGO Nº	DESCRIPTION DESCRIPCION	6CE1	6CF1		REMARKS OBSERVACIONES
28	67F-82151-10	.FUSE (30A) .FUSIBLE (30A)	3	3		
29	6CB-81639-00	.PLATE, ARMATURE FITTING .PLACA ACCESORIA DE INDUCIDO	1	1		
30	6CB-85544-00	.CASE .CAJA	1	1		
31	68F-82846-00	.SCREW, PAN HEAD (M5) .TORNILLO (M5)	4	4		
32	6P2-82113-00	.SCREW .TORNILLO	13	13		
33	67F-2812A-00	.PULLER, FUSE .TIRADOR DE FUSIBLE	1	1		
34	97780-50620	SCREW, TAPPING TORNILLO DE CABEZA DE CONO ACH	4	4		
35	6P2-81336-00	GROMMET TAPON PROTECTOR	1	1		
36	97095-06016	BOLT PERNO	5	5		
37	92995-06600	WASHER ARANDELA	5	5		
38	6CE-81919-20	GRAPHIC, REGULATOR CALCAMONIA DE REGULADOR	1	1		
39	6CB-81923-00	WASHER ARANDELA	1	1		AP
40	95895-08016	BOLT, FLANGE TORNILLO DE REBORDE	1	1		AP
41	95895-08016	BOLT, FLANGE TORNILLO DE REBORDE	1	1		AP
42	6CB-82105-00	WIRE HARNESS ARNES DE CABLES	1	1		AP

FIG. 20 ELECTRICAL 4

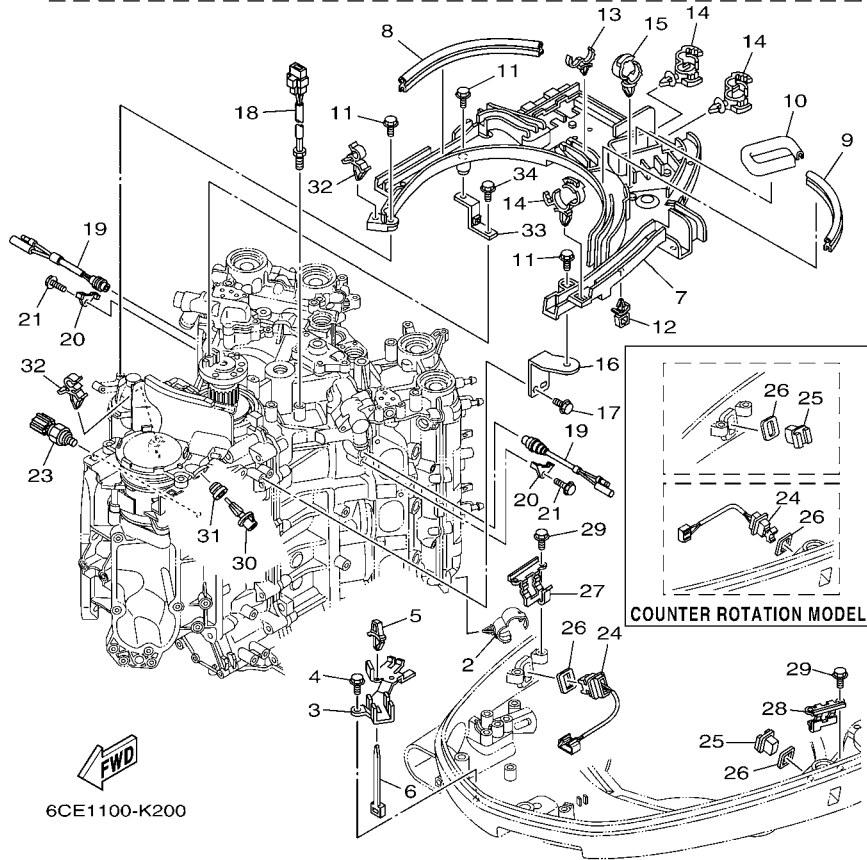
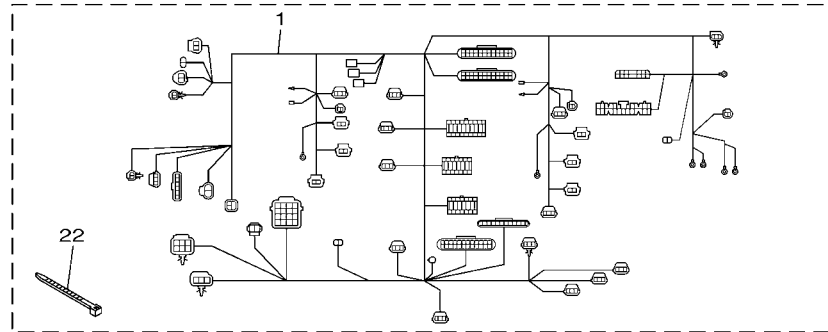
EQUIPO ELECTRICO 4



REF. NO.	PART NO. CODIGO Nº	DESCRIPTION DESCRIPCION	6CET	6CFI	REMARKS OBSERVACIONES
1	6CE-82590-00	WIRE HARNESS ASSY CONJUNTO DE CABLES	1	1	
2	90464-20181	CLAMP BRIDA	4	4	
3	6CB-82594-00	CLAMP GRAMPA	1	1	
4	95895-06012	BOLT, FLANGE TORNILLO DE REBORDE	2	2	
5	90464-06001	CLAMP BRIDA	1	1	
6	90465-13M24	CLAMP BRIDA	1	1	
7	6CB-82589-00	PROTECTOR, WIRE HARNESS PROTECTOR DE ARNES DE CABLE	1	1	
8	6BG-42617-00	DAMPER, FORM HULE DE FORMA	1	1	
9	6CB-42617-00	DAMPER, FORM HULE DE FORMA	1	1	
10	6CB-42629-00	SEAL SELLO 2	1	1	
11	95895-06020	BOLT, FLANGE TORNILLO DE REBORDE	5	5	
12	90464-11121	CLAMP BRIDA	1	1	
13	90464-18246	CLAMP BRIDA	1	1	
14	90464-12183	CLAMP BRIDA	4	4	
15	90464-20181	CLAMP BRIDA	2	2	
16	6CB-82388-00	PLATE PLACA	1	1	
17	95895-06016	BOLT, FLANGE TORNILLO DE REBORDE	2	2	
18	6CB-85790-00	THERMOSENSOR ASSY TERMICA SENSORIO	1	1	
19	6P2-82560-01	THERMO SWITCH ASSY INTER. DE TERMO	2	2	
20	6E9-82588-00	PLATE PLACA	2	2	
21	95895-06012	BOLT, FLANGE TORNILLO DE REBORDE	2	2	
22	90465-14M66	CLAMP BRIDA	1	1	
23	6AW-83651-00	SENDER, OIL PRESSURE TRASMISOR DE PRESION DE ACEITE	1	1	
24	6BR-82563-00	TRIM & TILT SWITCH ASSY INTERRUPTOR DE INCLINACION	1	1	
25	69J-42723-00-8D	COVER, BOTTOM CUBIERTA INFERIOR	1	1	
26	69J-82587-00	GASKET EMPAQUETADURA	2	2	
27	63P-83614-01	BRACKET SOPORTE	1	1	

FIG. 20 ELECTRICAL 4

EQUIPO ELECTRICO 4



REF. NO.	PART NO. CODIGO Nº	DESCRIPTION DESCRIPCION	6CET	6CFI		REMARKS OBSERVACIONES
28	63P-83614-01	BRACKET SOPORTE	1	1		
29	95895-06012	BOLT, FLANGE TORNILLO DE REBORDE	4	4		
30	63P-85886-00	SENSOR, AIR TEMPERATURE SENSOR	1	1		
31	63P-14435-00	GROMMET ANILLO PROTECTOR	1	1		
32	90464-09129	CLAMP BRIDA	2	2		
33	6CB-81952-00	HOLDER, RELAY SOSTEN DE RELE	1	1		
34	95895-06016	BOLT, FLANGE TORNILLO DE REBORDE	1	1		

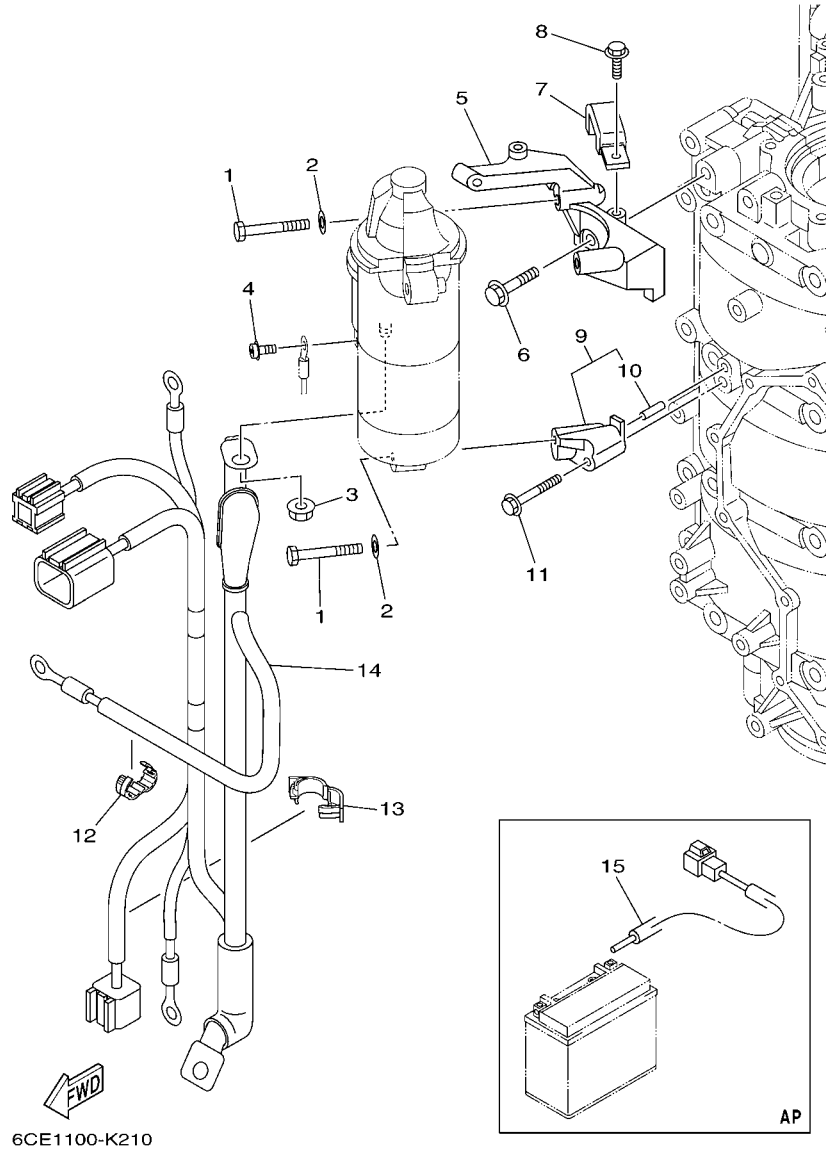


FIG. 21 ELECTRICAL 5

EQUIPO ELECTRICO 5

REF. NO.	PART NO. CODIGO Nº	DESCRIPTION DESCRIPCION	6CET	6CFI	REMARKS OBSERVACIONES
1	97013-08045	BOLT PERNO	3	3	
2	92903-08600	WASHER, PLATE RONDANA SENCILLA	3	3	
3	90179-08003	NUT TUERCA	1	1	
4	90159-04005	SCREW, WITH WASHER TORNILLO CON VALONA	1	1	
5	6CB-81822-00	BRACKET, STARTING MOTOR SOPORTE DE MOTOR DE ARRANQUE	1	1	
6	90105-08M87	BOLT, FLANGE TORNILLO	2	2	
7	6CB-81443-00	CLAMP, LEAD 1 GRAMPA DE CABLE 1	1	1	
8	95895-06016	BOLT, FLANGE TORNILLO DE REBORDE	1	1	
9	6CB-81823-00	STAY, STARTING MOTOR SOPORTE	1	1	
10	93606-12019	.PIN, DOWEL .PASADOR DE CLAVIJA	1	1	
11	90105-06151	BOLT, FLANGE TORNILLO	1	1	
12	90464-13227	CLAMP BRIDA	1	1	
13	90464-18004	CLAMP BRIDA	1	1	
14	6CE-8259M-00	WIRE HARNESS ASSY 2 ARNES DE CABLES	1	1	
15	6CE-81949-00	WIRE, LEAD (ISOLATOR CABLE) CABLE CONDUCTOR	1	1	AP AP

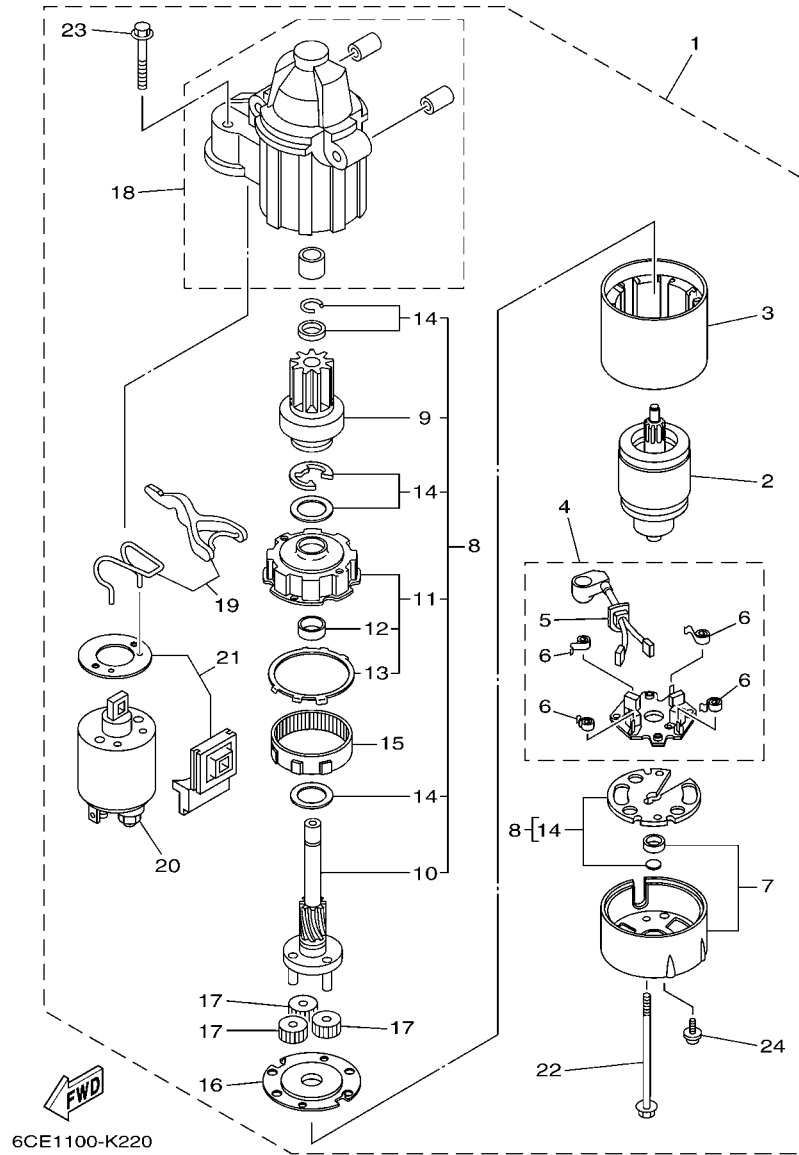


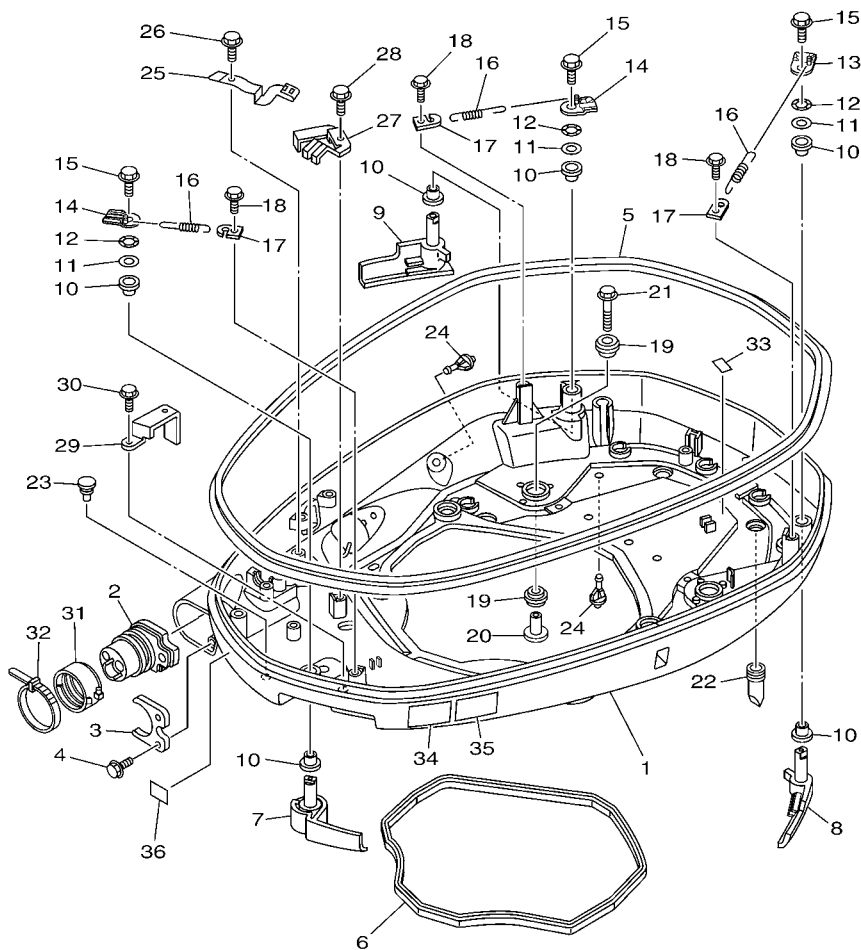
FIG. 22 STARTING MOTOR

MOTOR DE ARRANQUE

REF. NO.	PART NO. CODIGO Nº	DESCRIPTION DESCRIPCION	6CET	6CFI		REMARKS OBSERVACIONES
1	6CE-81800-00	STARTING MOTOR ASSY MOTOR DE ARRANQUE COMPLETO	1	1		
2	6CE-81850-00	.ARMATURE ASSY .INDUCIDO COMPLETO	1	1		
3	6CE-81810-00	.STATOR ASSY .ESTATOR COMPLETO	1	1		
4	6CE-81840-00	.BRUSH HOLDER ASSY .SOSTEN DE ESCOBILLA COMPLETO	1	1		
5	6CE-81801-00	..BRUSH SET ..JUEGO DE ESCOBILLA	1	1		
6	67F-81813-00	..SPRING, BRUSH ..RESORTE DE ESCOBILLA	4	4		
7	6CE-81820-00	.REAR BRACKET ASSY .CUBIERTA TRASERA COMPL	1	1		
8	6CE-81807-00	.GEAR ASSY, STARTING MOTOR .PINON CONJUNTO	1	1		
9	6CB-81832-00	..CLUTCH, OVER RUN ..PINON COMPL	1	1		
10	6CB-81836-00	..SHAFT, PINION ..ARBOL, PINON	1	1		
11	6CE-81821-00	..BRACKET, CENTER 1 ..SOPORTE, CENTRO 1	1	1		
12	6CE-81841-00	..BEARING ..PORTADOR	1	1		
13	67F-8183R-00	..GASKET ..EMPAQUETADURA	1	1		
14	6CB-81809-00	..WASHER KIT ..JUEGO DE ARANDELA	1	1		
15	67F-81891-00	.GEAR, RING .ENGRANAJE ANILLO	1	1		
16	6CE-81830-00	..BRACKET, CENTER 2 ..SOPORTE, CENTRO 2	1	1		
17	60V-8183T-00	.GEAR, IDLER .ENGRANAJE NEUTRO	3	3		
18	6CE-81842-00	.COVER .TAPA	1	1		
19	6CE-81839-00	.LEVER ASSY .PALANCA COMPL.	1	1		
20	6C5-81941-00	.STARTER RELAY ASSY .RELE DE ARRANQUE	1	1		
21	6CE-81869-00	.COVER, DUST .CUBIERTA PARA POLVO	1	1		
22	6CB-81826-00	.BOLT .PERNO	2	2		
23	69J-81828-00	.BOLT 2 .TORNILLO DE EMPUJE 2	2	2		
24	67F-81846-00	.SCREW .TORNILLO	2	2		

FIG. 23 BOTTOM COWLING 1

CUBIERTA INFERIOR 1

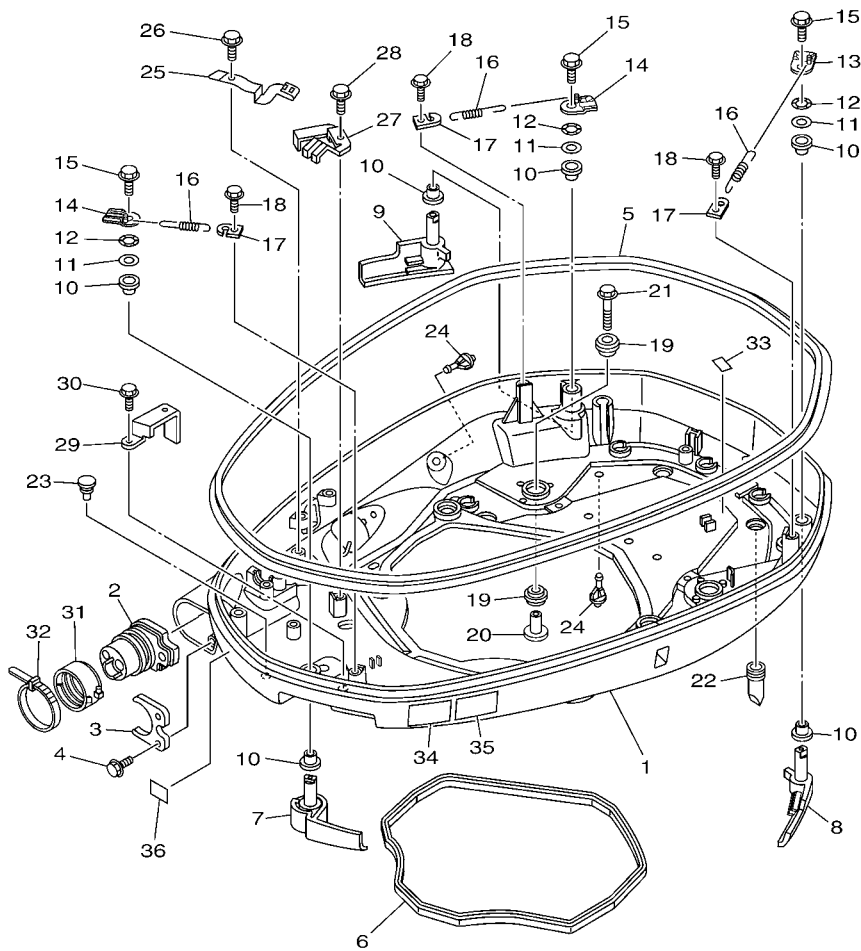


6CE1100-K230

REF. NO.	PART NO. CODIGO Nº	DESCRIPTION DESCRIPCION	6CET	6CFI	REMARKS OBSERVACIONES
1	6CB-42711-01-8D	COWLING, BOTTOM 1 CUBIERTA INFERIOR 1	1	1	
2	6CE-42725-00	GROMMET TAPON	1	1	
3	6CB-42761-00	STOPPER RETEN 1	1	1	
4	95895-06014	BOLT, FLANGE TORNILLO DE REBORDE	2	2	
5	6CB-42615-00	SEAL SELLO	1	1	
6	6CB-42716-00	RUBBER, SEAL 1 SELLO DE GOMA 1	1	1	
7	6CB-42815-01-8D	LEVER, CLAMP PALANCA ABRAZADERA	1	1	
8	6CB-42816-01-8D	LEVER, CLAMP PALANCA ABRAZADERA	1	1	
9	6CB-42817-01-8D	LEVER, CLAMP PALANCA ABRAZADERA	1	1	
10	90386-15M73	BUSH BUJE	6	6	
11	90201-156J2	WASHER, PLATE ARANDELA PLANA	3	3	
12	90206-15M18	WASHER, WAVE ARANDELA ONDULADA	3	3	
13	6CB-42818-00	LEVER, CLAMP PALANCA, ABRAZADERA	1	1	
14	6CB-42819-00	LEVER, CLAMP PALANCA ABRAZADERA	2	2	
15	95880-08012	BOLT, FLANGE TORNILLO	3	3	
16	90506-22001	SPRING, TENSION RESORTE DE TENSION	3	3	
17	66T-43144-00	HOOK, SPRING GANCHO	3	3	
18	95895-06012	BOLT, FLANGE TORNILLO DE REBORDE	3	3	
19	90480-22M81	GROMMET TAPON	12	12	
20	90387-08M37	COLLAR ESPACIADOR	6	6	
21	90119-08M22	BOLT, WITH WASHER TORNILLO CON ARANDELA	6	6	
22	6D0-42717-00	RUBBER, SEAL 2 GOMA	2	2	
23	6H4-42748-00	GROMMET TAPON	1	1	
24	6P2-44391-00	NIPPLE, HOSE NIPLE MANGUERA	2	2	
25	6CB-42743-00	BRACKET SOPORTE	1	1	
26	95895-06012	BOLT, FLANGE TORNILLO DE REBORDE	1	1	
27	6CB-42766-00	BRACKET 2 SOPORTE 2	1	1	

FIG. 23 BOTTOM COWLING 1

CUBIERTA INFERIOR 1

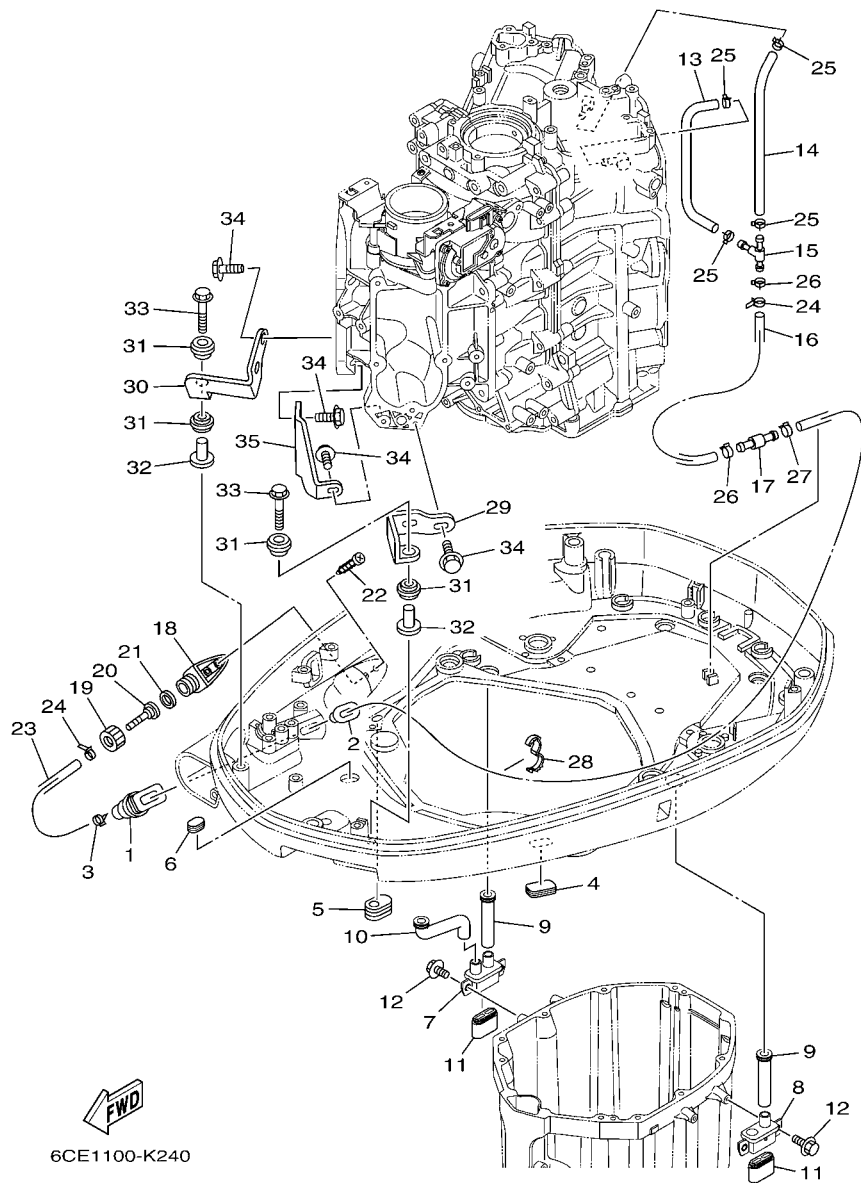


6CE1100-K230

REF. NO.	PART NO. CODIGO Nº	DESCRIPTION DESCRIPCION	6CE1	6CF1	REMARKS OBSERVACIONES
28	95895-06012	BOLT, FLANGE TORNILLO DE REBORDE	1	1	
29	6CB-42756-00	STAY, CLAMP SOPORTE DE GRAMPA	1	1	
30	95895-06012	BOLT, FLANGE TORNILLO DE REBORDE	1	1	
31	68F-42753-00	FASTNER TIRADOR	1	1	AP
32	90464-20258	CLAMP BRIDA	1	1	AP
33	68V-82377-00	LABEL ETIQUETA	1	1	AP
34	6AH-42794-40	LABEL, WARNING (GENERAL) ETIQUETA DE PRECAUCION	1	1	
35	6AH-42794-50	LABEL, WARNING (GENERAL) ETIQUETA DE PRECAUCION	1	1	
36	6AH-81996-00	MARK MARCA	1	1	

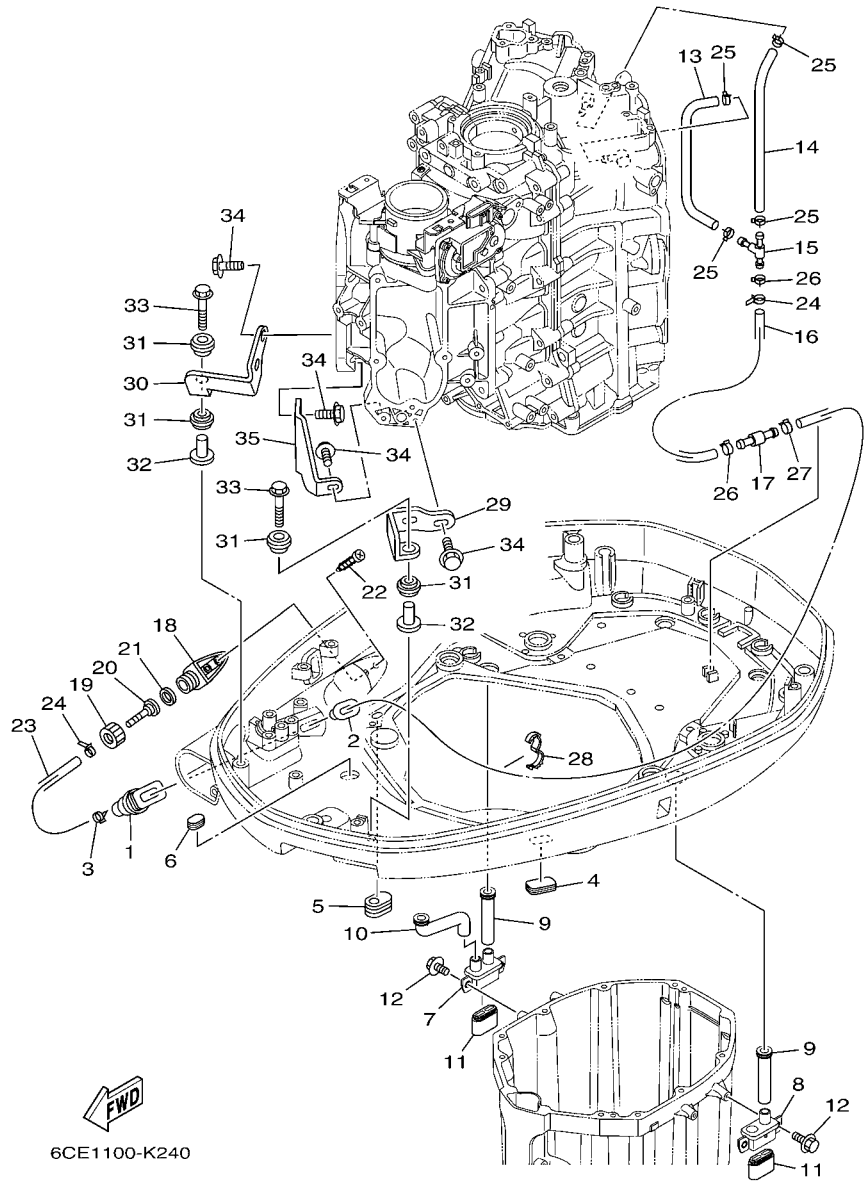
FIG. 24 BOTTOM COWLING 2

CUBIERTA INFERIOR 2



6CE1100-K240

REF. NO.	PART NO. CODIGO Nº	DESCRIPTION DESCRIPCION	6CET	6CFI	REMARKS OBSERVACIONES
1	6H1-42726-21	GROMMET TAPON	1	1	
2	6BG-42384-00	SEAL, CAP SELLO DE TAPA	1	1	
3	90465-11M10	CLAMP BRIDA	2	2	
4	6H4-42726-00	GROMMET TAPON	1	1	
5	61A-42727-00	GROMMET TAPON	1	1	
6	64G-42727-00	GROMMET TAPON	1	1	
7	6CE-42733-00	BOX, DRAIN CAJA DE DRENAJE	1	1	
8	6CE-42734-00	BOX, DRAIN 2 CAJA DE DRENAJE 2	1	1	
9	6CE-42786-00	HOSE, DRAIN 1 TUBO DE DRENAJE 1	2	2	
10	6CE-42787-00	HOSE, DRAIN 2 TUBO DE DRENAJE 2	1	1	
11	69J-42717-00	RUBBER, SEAL 2 GOMA	2	2	
12	95895-06016	BOLT, FLANGE TORNILLO DE REBORDE	4	4	
13	6CB-24315-00	PIPE 5 TUBO DE DESAGUE	1	1	
14	90445-14021	HOSE (L185) TUBO (L185)	1	1	
15	6AW-42169-00	JOINT CONECTOR	1	1	
16	90445-16015	HOSE (L300) TUBO (L300)	1	1	
17	6AW-42785-00	PIPE TUBO	1	1	
18	6AW-12572-00	ADAPTER ADAPTADOR	1	1	
19	6R3-12581-00	JOINT, HOSE 1 CONEXION	1	1	
20	6AW-12582-00	JOINT, HOSE 2 CONEXION	1	1	
21	6R3-12583-00	GASKET, HOSE JOINT EMPAQUETADURA JUNTA DE MANGUE	1	1	
22	97780-60520	SCREW, TAPPING TORNILLO DE CABEZA DE CONO ACH	2	2	
23	90445-14019	HOSE (L1460) TUBO (L1460)	1	1	
24	90465-11M10	CLAMP BRIDA	2	2	
25	90467-130A5	CLIP PRESILLA	4	4	
26	90467-140A8	CLIP PRESILLA	2	2	
27	90467-140A9	CLIP PRESILLA	1	1	



6CE1100-K240

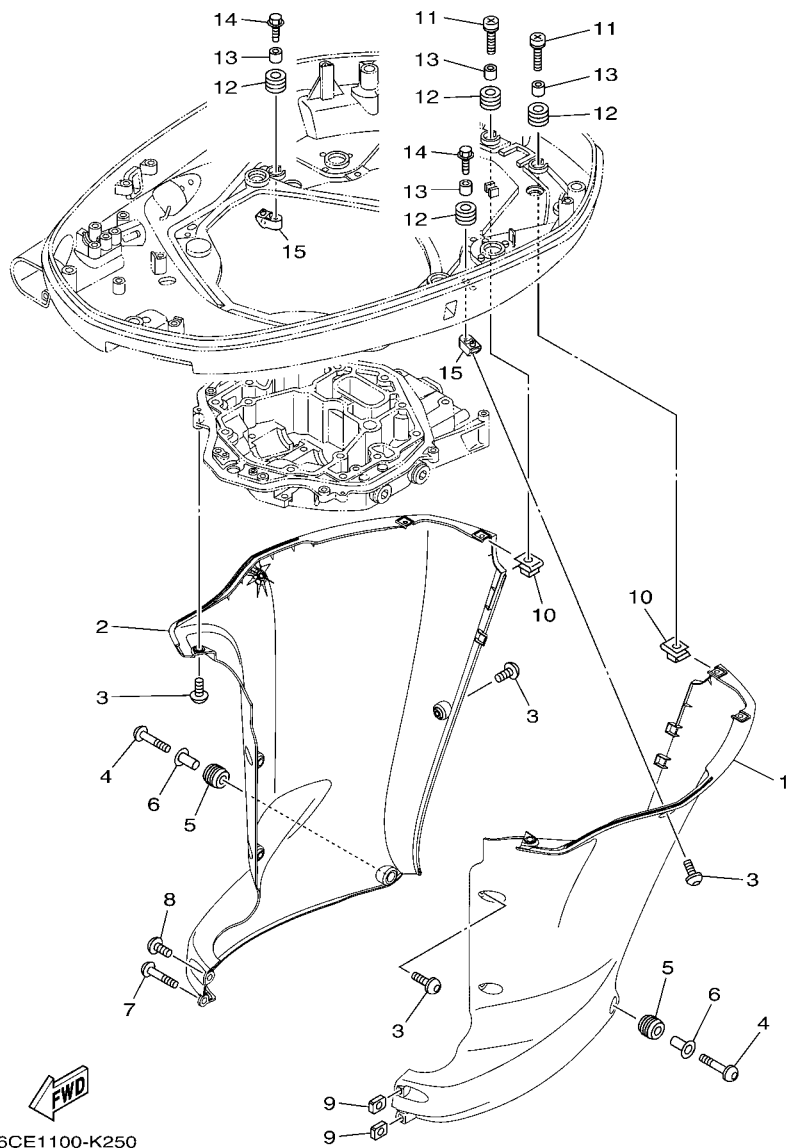
FIG. 24 BOTTOM COWLING 2

CUBIERTA INFERIOR 2

REF. NO.	PART NO. CODIGO Nº	DESCRIPTION DESCRIPCION	6CET	6CFI		REMARKS OBSERVACIONES
28	90464-16001	CLAMP BRIDA	1	1		
29	6CB-42643-00	PLATE, CLAMP PLACA GRAMPA	1	1		
30	6CB-42644-00	PLATE, CLAMP 2 PLACA GRAMPA 2	1	1		
31	90480-14029	GROMMET TAPON	4	4		
32	90387-06M03	COLLAR ESPACIADOR	2	2		
33	90119-06M61	BOLT, WITH WASHER TORNILLO CON ARANDELA	2	2		
34	90105-06039	BOLT, FLANGE TORNILLO	6	6		
35	6CB-42744-00	STAY SOPORTE	1	1		

FIG. 25 BOTTOM COWLING 3

CUBIERTA INFERIOR 3



REF. NO.	PART NO. CODIGO Nº	DESCRIPTION DESCRIPCION	6CET	6CFI	REMARKS OBSERVACIONES
1	6CE-42741-00-8D	APRON MANDIL	1	1	
2	6CE-42771-00-8D	APRON MANDIL	1	1	
3	90111-06111	BOLT,HEX. SOCKET BUTTON TORNILLO	10	10	
4	90111-06113	BOLT,HEX. SOCKET BUTTON TORNILLO	2	2	
5	90480-16009	GROMMET TAPON	2	2	
6	90387-07028	COLLAR ESPACIADOR	2	2	
7	90111-06113	BOLT,HEX. SOCKET BUTTON TORNILLO	1	1	
8	90111-06111	BOLT,HEX. SOCKET BUTTON TORNILLO	1	1	
9	90173-06001	NUT, SQUARE TUERCA CUADRADA	2	2	
10	90183-061A6	NUT, SPRING TUERCA DE RESORTE	4	4	
11	90159-06053	SCREW, WITH WASHER TORNILLO CON VALONA	4	4	
12	90480-13M24	GROMMET TAPON	6	6	
13	90387-06M43	COLLAR ESPACIADOR	6	6	
14	90109-06M80	BOLT PERNO	2	2	
15	6CE-42774-00	STAY, APRON 1 BUJEDEL PIVOTE DE LA FLECHA	2	2	

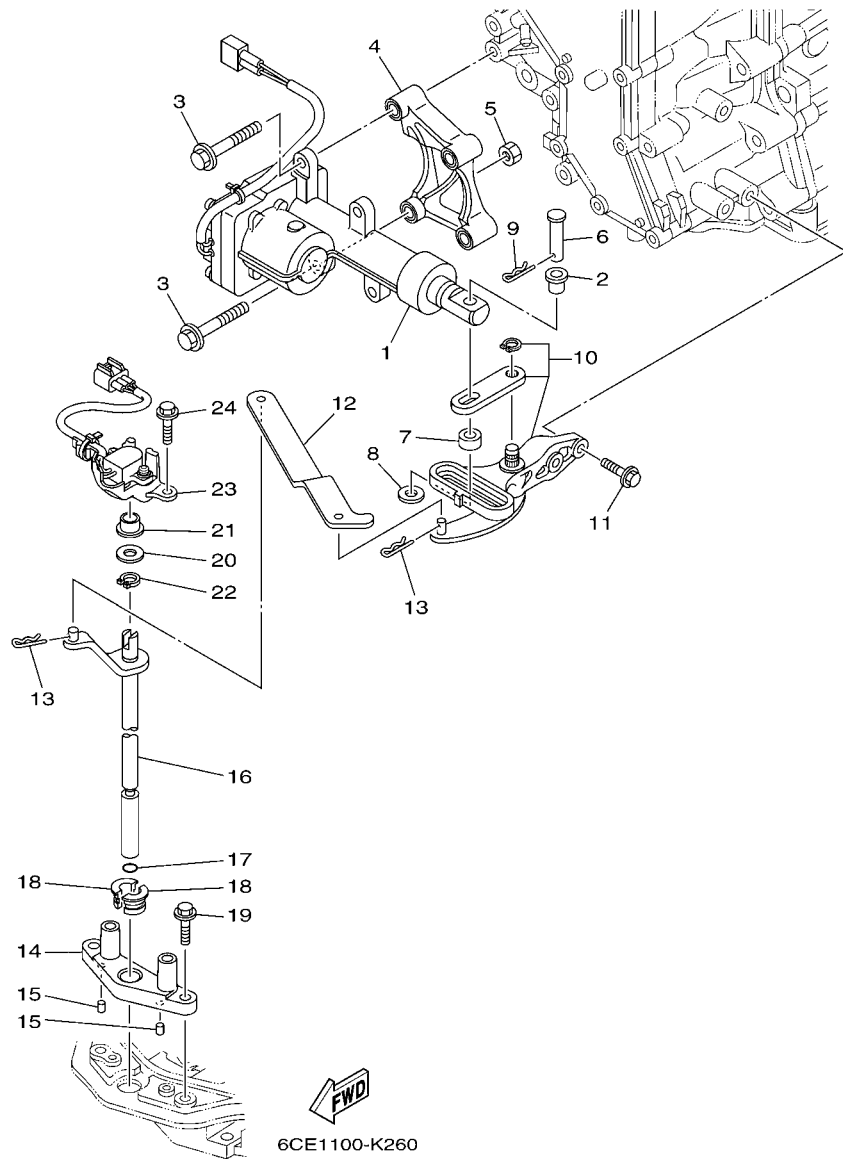


FIG. 26 CONTROL

CONTROL

REF. NO.	PART NO. CODIGO Nº	DESCRIPTION DESCRIPCION	6CET	6CFI		REMARKS OBSERVACIONES
1	6CE-4820A-00	ACTUATOR UNIT UNIDAD DE ACTUADOR	1	1		
2	90386-08008	BUSH BUJE	1	1		
3	97575-08555	BOLT, WITH WASHER PERNO CON ARANDELA	4	4		
4	6CE-44142-10	JOINT CONECTOR	1	1		
5	95380-08600	NUT TUERCA	1	1		
6	6CE-42195-00	PIN, JOINT 1 PASADOR DE CONECTOR	1	1		
7	6CE-44122-00	BUSHING, SHIFT ROD LEVER BUJE PALANCA VARILLA DE CAMBIO	1	1		
8	90201-08M09	WASHER, PLATE ARANDELA PLANA	1	1		
9	90468-18008	CLIP PRESILLA	1	1		
10	6CE-44100-00	SHIFT LINK ASSY ESLABON DE SLECTOR COMPLETO	1	1		
11	97575-06525	BOLT, WITH WASHER PERNO CON ARANDELA	2	2		
12	6CE-44121-00	LEVER, SHIFT ROD PALANCA VARILLA CAMBIOS	1	1		
13	90468-18008	CLIP PRESILLA	2	2		
14	6CE-44118-00-94	BRACKET SOPORTE	1	1		
15	93604-07M13	PIN, DOWEL PASADOR DE CLAVIJA	2	2		
16	6CE-44120-00	HANDLE GEAR SHIFT ASSY MANIJA DE CAMBIO COMPL	1	1		X(25.3")
	6CE-44120-10	HANDLE GEAR SHIFT ASSY MANIJA DE CAMBIO COMPL	1	1		X(25.3") U(30.3") U(30.3")
17	93210-09165	O-RING ANILLO O	1	1		
18	90386-11001	BUSH BUJE	2	2		
19	95875-06025	BOLT, FLANGE TORNILLO	2	2		
20	90201-11008	WASHER, PLATE ARANDELA PLANA	1	1		
21	90386-10001	BUSH BUJE	1	1		
22	93410-10082	CIRCLIP SEGURO	1	1		
23	6CE-68303-00	SENSOR ASSY SENSOR COMP.	1	1		
24	95875-06025	BOLT, FLANGE TORNILLO	2	2		

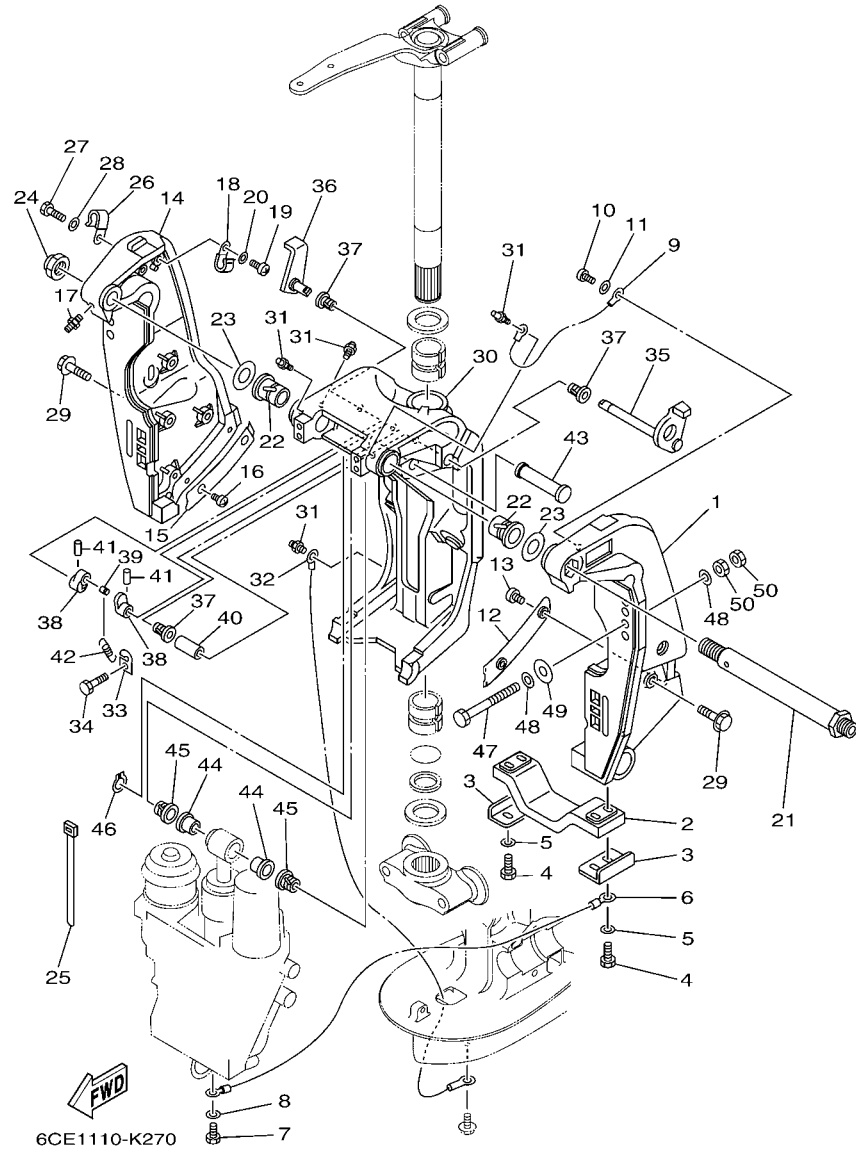


FIG. 27 BRACKET 1

SOPORTE 1

REF. NO.	PART NO. CODIGO Nº	DESCRIPTION DESCRIPCION	6CET	6CFI	REMARKS OBSERVACIONES
1	69J-43111-01-8D	BRACKET, CLAMP 1 SOPORTE DE LA ABRAZADERA 1	1	1	
2	6G5-45251-02	ANODE CATODE	1	1	
3	6G5-44526-00	PLATE PLACA 1	2	2	
4	97095-06025	BOLT PERNO	4	4	
5	92995-06600	WASHER ARANDELA	4	4	
6	6H1-82148-00	WIRE, LEAD 4 CABLE CONDUCTOR 4	1	1	
7	97095-06010	BOLT PERNO	1	1	
8	92995-06600	WASHER ARANDELA	1	1	
9	6E5-82148-00	WIRE, LEAD 4 CABLE CONDUCTOR 4	1	1	
10	97885-06012	SCREW, PAN HEAD TORNILLO A MUESCA	1	1	
11	92995-06600	WASHER ARANDELA	1	1	
12	61A-43132-00	WASHER, FRICTION ARANDELA DE FRICCION	1	1	
13	97885-06010	SCREW, PAN HEAD TORNILLO A MUESCA	2	2	
14	69J-43112-01-8D	BRACKET, CLAMP 2 SOPORTE DE LA ABRAZADERA 2	1	1	
15	61A-43133-00	WASHER, FRICTION RONDANA	1	1	
16	97885-06010	SCREW, PAN HEAD TORNILLO A MUESCA	2	2	
17	93700-06M03	NIPPLE, GREASE BOQUILLA DE ENGRASAR	1	1	
18	90465-08M83	CLAMP BRIDA	1	1	
19	97885-06012	SCREW, PAN HEAD TORNILLO A MUESCA	1	1	
20	92995-06600	WASHER ARANDELA	1	1	
21	6R3-43131-00	BOLT, CLAMP BRACKET TORNILLO DE ABRAZADERA DEL SOP	1	1	
22	90386-25M31	BUSH BUJE	2	2	
23	90201-26M59	WASHER, PLATE ARANDELA PLANA	2	2	
24	90185-22M11	NUT, SELF-LOCKING TUERCA AUTOBLOCANTE	1	1	
25	90465-11M10	CLAMP BRIDA	4	4	
26	90465-08M83	CLAMP BRIDA	1	1	
27	97095-06014	BOLT PERNO	1	1	

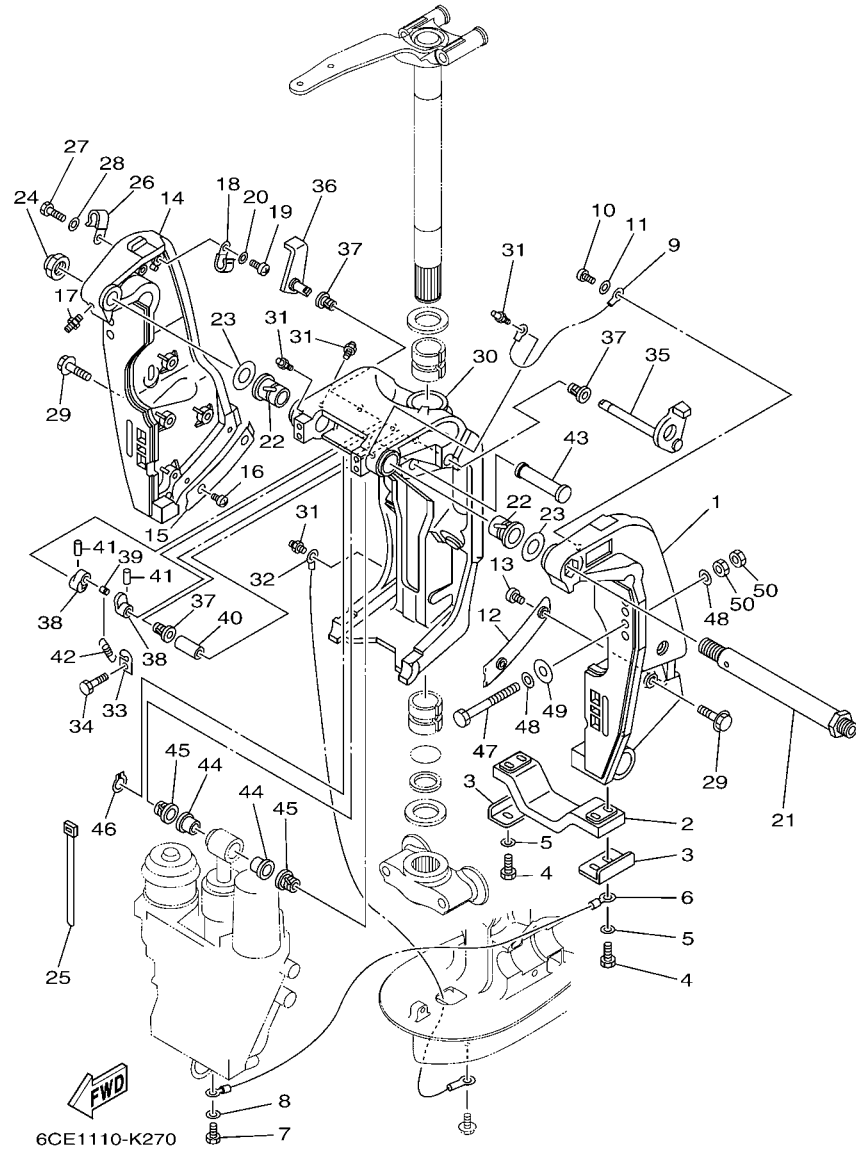


FIG. 27 BRACKET 1

SOPORTE 1

REF. NO.	PART NO. CODIGO Nº	DESCRIPTION DESCRIPCION	6CET	6CFI	REMARKS OBSERVACIONES
28	92995-06600	WASHER ARANDELA	1	1	
29	90119-10024	BOLT, WITH WASHER TORNILLO CON ARANDELA	8	8	
30	61A-43311-21-8D	BRACKET, SWIVEL 1 SOPORTE GIRATORIO 1	1	1	
31	93700-06M03	NIPPLE, GREASE BOQUILLA DE ENGRASAR	5	5	
32	69J-82147-00	WIRE, LEAD 5 CABLE CONDUCTOR 5	1	1	
33	6G5-43144-00	HOOK, SPRING GANCHO	1	1	
34	97095-06010	BOLT PERNO	1	1	
35	61A-43181-01	LEVER, TILT STOP 1 PALANCA TOPE INCLINACION 1	1	1	
36	6G5-43185-02	LEVER, TILT STOP 2 PALANCA TOPE INCLINACION 2	1	1	
37	90386-10M16	BUSH BUJE	3	3	
38	6G5-43148-00	COLLAR, DISTANCE COLLAR	2	2	
39	90249-06M19	PIN PASADOR	1	1	
40	90387-10M05	COLLAR ESPACIADOR	1	1	
41	91690-30020	PIN, SPRING PASADOR DE RESORTE	2	2	
42	90506-16003	SPRING, TENSION RESORTE DE TENSION	1	1	
43	6E5-43126-02	PIN, UPPER SHOCK MOUNT PASADOR DE AMORTIGUADOR SUPERIOR	1	1	
44	90386-18M63	BUSH BUJE	2	2	
45	90386-18M14	BUSH BUJE	2	2	
46	93410-18M02	CIRCLIP SEGURO	1	1	
47	90101-12M05	BOLT (L:130MM) TORNILLO (L:130MM)	4	4	
48	90201-13M01	WASHER, PLATE ARANDELA PLANA	8	8	
49	90201-12M05	WASHER, PLATE ARANDELA PLANA	4	4	
50	95380-12600	NUT TUERCA	8	8	

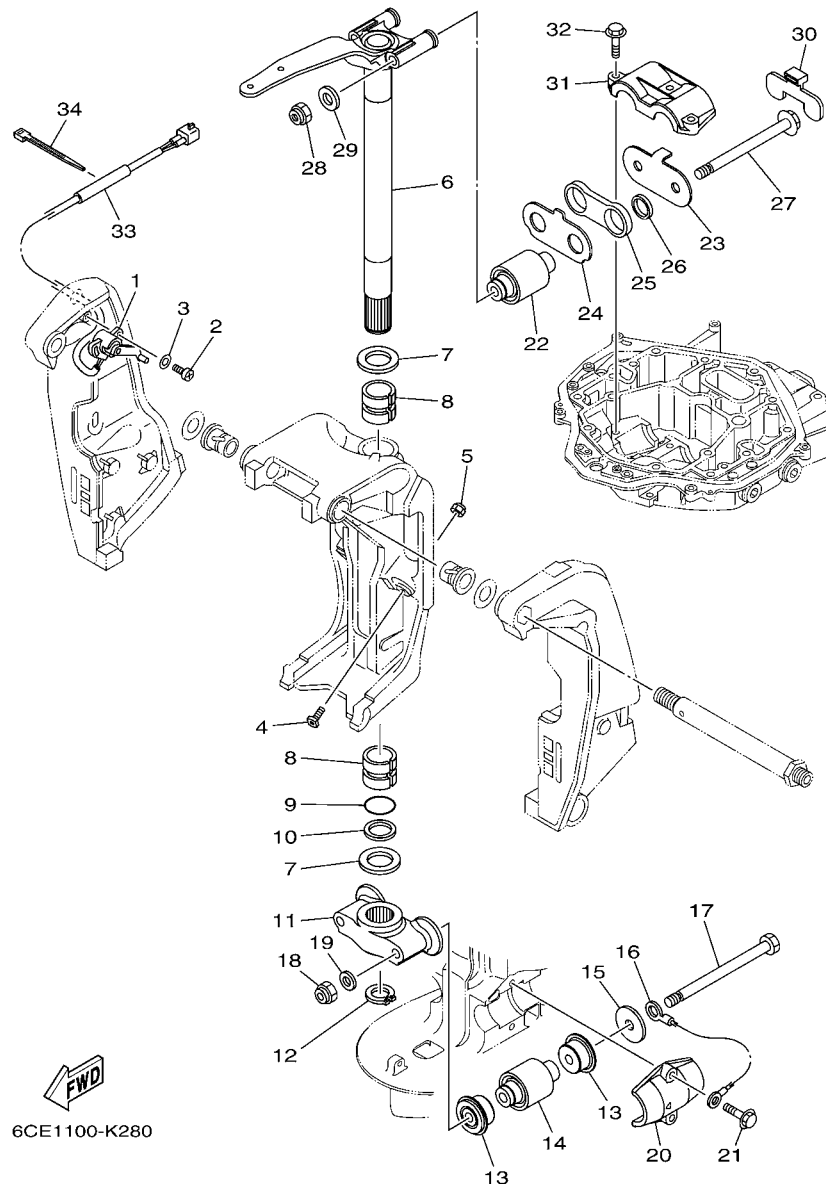


FIG. 28 BRACKET 2

SOPORTE 2

REF. NO.	PART NO. CODIGO Nº	DESCRIPTION DESCRIPCION	6CET	6CFI	REMARKS OBSERVACIONES
1	69J-83672-11	TRIM SENDER TRANSMISOR DE INCLINADOR	1	1	
2	97885-06016	SCREW, PAN HEAD TORNILLO A MUESCA	2	2	
3	92995-06600	WASHER ARANDELA	2	2	
4	61A-43376-00	BOLT, THRUST RECEIVER TORNILLO RECEPTOR	2	2	
5	95780-10300	NUT, FLANGE TUERCA	2	2	
6	6CE-42510-00-8D	STEERING BRACKET ASSY SOPORTE DIRECCION COMPL.	1	1	
7	90201-40M00	WASHER, PLATE ARANDELA PLANA	2	2	
8	90386-39M89	BUSH BUJE	2	2	
9	93210-35321	O-RING ANILLO O	1	1	
10	90202-40M47	WASHER, PLATE ARANDELA DE PLANA	1	1	
11	6CE-44551-00-8D	HOUSING, LOWER MOUNT RUBBER 1 CAJA AMORTIGUADOR INFERIOR HU	1	1	
12	93410-37M04	CIRCLIP SEGURO	1	1	
13	6CE-44575-00-94	DAMPER, LOWER MOUNT RUBBER AMORTIGUADOR INFERIOR	4	4	
14	6CE-44555-00-94	MOUNT DAMPER, LOWER SIDE AMORTIGUADOR DE HULE LADO INFE	2	2	
15	90201-16032	WASHER, PLATE ARANDELA PLANA	2	2	
16	6AW-82149-00	WIRE, LEAD 3 CABLE CONDUCTOR 3	1	1	
17	90101-14004	BOLT TORNILLO	2	2	
18	90185-14M00	NUT, SELF-LOCKING TUERCA AUTOBLOCANTE	2	2	
19	92995-14600	WASHER ARANDELA	2	2	
20	6CE-44552-00-CA	HOUSING, LOWER MOUNT RUBBER 2 CAJA AMORTIGUADOR INFERIOR HU	2	2	
21	90119-10024	BOLT, WITH WASHER TORNILLO CON ARANDELA	4	4	
22	6CE-44514-00-94	MOUNT DAMPER, UPPER SIDE AMORTIGUADOR LADO SUPERIOR	2	2	
23	6CE-44526-00	PLATE PLACA 1	1	1	
24	6CE-44536-00	PLATE 2 PLACA 2	1	1	
25	6CE-44532-00	STOPPER, UPPER MOUNT RETEN	1	1	
26	90387-28013	COLLAR ESPACIADOR	2	2	
27	90105-14005	BOLT, FLANGE TORNILLO	2	2	

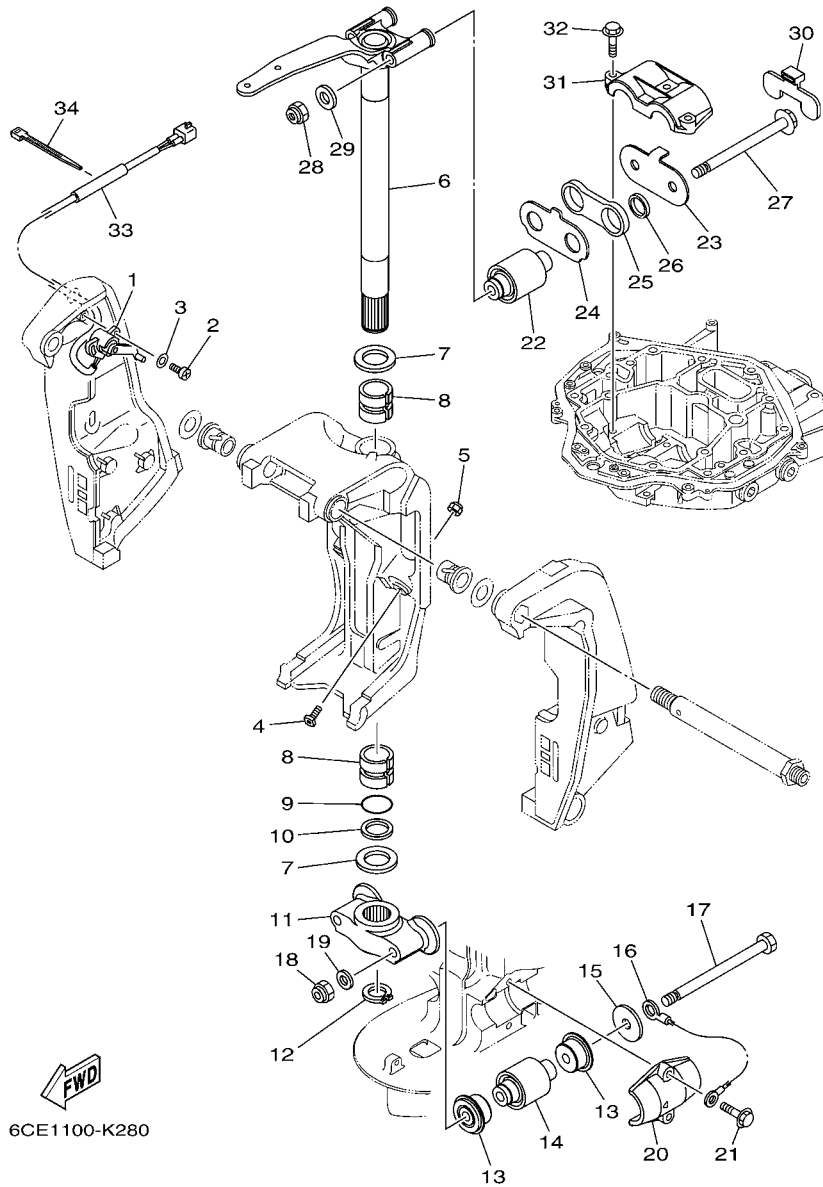


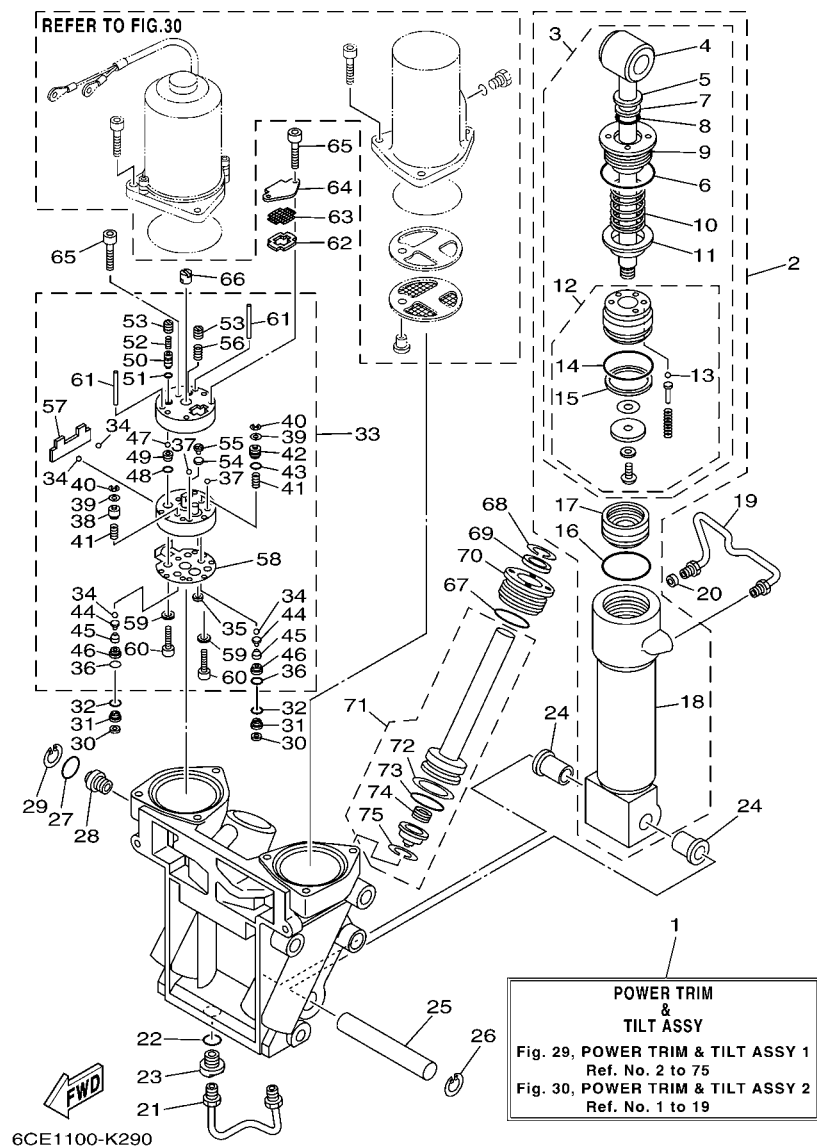
FIG. 28 BRACKET 2

SOPORTE 2

REF. NO.	PART NO. CODIGO Nº	DESCRIPTION DESCRIPCION	6CE1	6CF1	REMARKS OBSERVACIONES
28	90185-14M00	NUT, SELF-LOCKING TUERCA AUTOBLOCANTE	2	2	
29	92995-14600	WASHER ARANDELA	2	2	
30	6CE-44533-00	DAMPER, UPPER MOUNT RUBBER AMORTIGUADOR SUPERIOR	1	1	
31	6CE-44511-00-94	COVER, UPPER MOUNT CUBIERTA AMORTIGUADOR SUPERIOR	1	1	
32	90119-10024	BOLT, WITH WASHER TORNILLO CON ARANDELA	3	3	
33	90446-15003	HOSE (L100) TUBO (L100)	1	1	
34	90465-11M10	CLAMP BRIDA	1	1	

FIG. 29 POWER TRIM & TILT ASSY 1

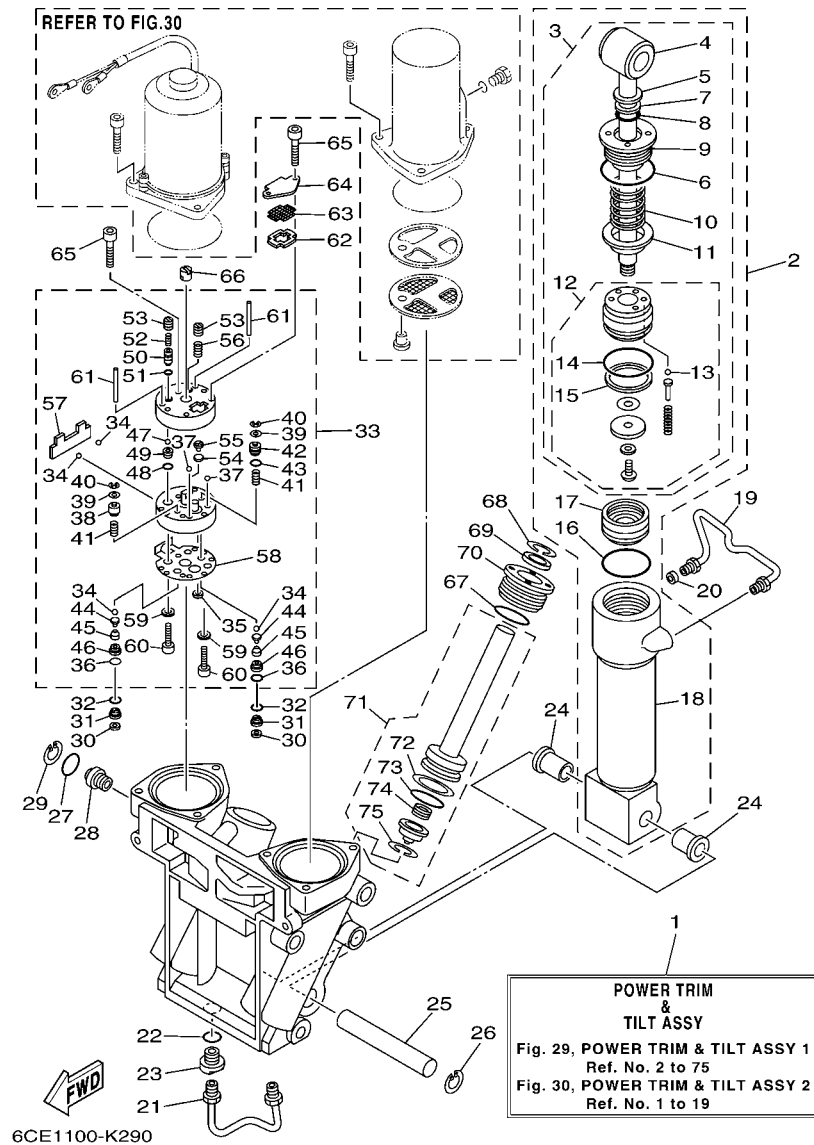
COMPONER Y PODER VARILLA 1



REF. NO.	PART NO. CODIGO Nº	DESCRIPTION DESCRIPCION	6CET	6CFI	REMARKS OBSERVACIONES
1	69J-43800-04-8D	POWER TRIM & TILT ASSY ELEVADOR HIDRAULICO COMPL.	1	1	
2	6CE-43840-00	POWER TILT ASSY CONJUNTO COMPONER	1	1	
3	6CE-43810-00	.TILT PISTON SUB ASSY .ELEVADOR SUB-PISTON COMPL.	1	1	
4	69J-43801-01	..ROD ..VALILLA COMPL INCLINACION	1	1	
5	93106-19N50	..OIL SEAL ..SELLO ACEITE	1	1	
6	6H1-43861-00	..O-RING ..ANILLO EN O 1	1	1	
7	6H1-43872-00	..RING, BACK UP ..ANILLO	1	1	
8	61A-4389H-00	..O-RING ..ANILLO EN O	1	1	
9	61A-43811-00	..SCREW, CYLINDER END ..TORNILLO CILINDRO EXTREMO	1	1	
10	69J-4384H-00	..SPRING ..RESORTE	1	1	
11	69J-4382E-00	..ADAPTOR 2 ..ADAPTADOR 2	1	1	
12	6CE-4380P-00	..PISTON SUB ASSY ..SUB-PISTON COMPL	1	1	
13	93505-32038	...BALL ...BOLA	5	5	
14	61A-43861-00	...O-RING ...ANILLO EN O 1	1	1	
15	61A-43871-00	...RING, BACK UP ...ANILLO	1	1	
16	61A-43861-00	.O-RING .ANILLO EN O 1	1	1	
17	6H1-43814-00	.PISTON, FREE .PISTON LIBRE	1	1	
18	61A-43813-01	.CYLINDER, TILT .CILINDRO INCLINACION	1	1	
19	61A-43835-01	PIPE TUBO 3	1	1	
20	69J-4388J-00	PLUG 2 TAPON 2	1	1	
21	69J-43833-00	PIPE TUBO 1	1	1	
22	93210-17239	O-RING ANILLO O	1	1	
23	69J-4388E-01	BOLT ,SCREW PERNO	1	1	
24	90386-18M14	BUSH BUJE	2	2	
25	61A-43818-00	PIN, LOWER SHOCK MOUNT PASADOR AMORTIGUADOR INFERIOR	1	1	
26	61A-43876-00	RING, SNAP ANILLO	1	1	
27	93210-18397	O-RING ANILLO O	1	1	

FIG. 29 POWER TRIM & TILT ASSY 1

COMPONER Y PODER VARILLA 1



REF. NO.	PART NO. CODIGO Nº	DESCRIPTION DESCRIPCION	6CE1	6CF1	REMARKS OBSERVACIONES
28	69J-43845-00	SCREW, MANUAL RELEASE TORNILLO DESCOPLIO MANUAL	1	1	
29	6H1-43875-00	RING, SNAP ANILLO	1	1	
30	69J-4381C-00	FILTER 3 FIELTRO 3	2	2	
31	69J-43899-01	PLATE STOPPER PLACA	2	2	
32	69J-4389J-00	O-RING ANILLO O	2	2	
33	69J-43830-01	GEAR PUMP ASSY ENGRANAJE BOMBA COMPL.	1	1	
34	93505-32038	.BALL .BOLA	4	4	
35	69J-4381C-00	.FILTER 3 .FIELTRO 3	1	1	
36	69J-4389J-00	.O-RING .ANILLO O	2	2	
37	93503-16003	.BALL .ESFERA	2	2	
38	6CJ-4384M-00	.PISTON, SHUTTLE 2 .PISTON 2	1	1	
39	69A-4384F-00	.SEAL, MAIN VALVE .ASIENTO	2	2	
40	99002-03600	.CLIP .PRESILLA REDONDA	2	2	
41	69J-43894-00	.SPRING, SHUTTLE RETURN .RESORTE	2	2	
42	6CJ-43841-00	.PISTON, SHUTTLE .PISTON	1	1	
43	6H1-43883-00	.O-RING .ANILLO EN O 10	1	1	
44	60V-4386A-00	.PIN, ABSORBER VALVE .PASADOR VALVULA ABSORBER	2	2	
45	69J-43853-00	.SPRING, MAIN VALVE .RESORTE	2	2	
46	6CJ-43893-00	.WASHER .RONDANA	2	2	
47	93501-08001	.BALL .BOLA	2	2	
48	93210-08391	.O-RING .ANILLO O	1	1	
49	69J-43851-00	.SEAT, RELIEF VALVE .ASIENTO VALVULA DE DESCARGA	1	1	
50	6CJ-43844-00	.PIN, VALVE SUPPORT .PASADOR VALVULA SOPORTE	1	1	
51	93210-064A5	.O-RING .ANILLO O	1	1	
52	69J-43855-00	.SPRING, UP RELIEF .RESORTE SEGURIDAD SUPERIOR	1	1	
53	6CJ-43843-00	.SCREW, VALVE LOCK .TORNILLO	2	2	
54	6H1-4384G-11	.SEAL, RELIEF VALVE .ASIENTO	1	1	

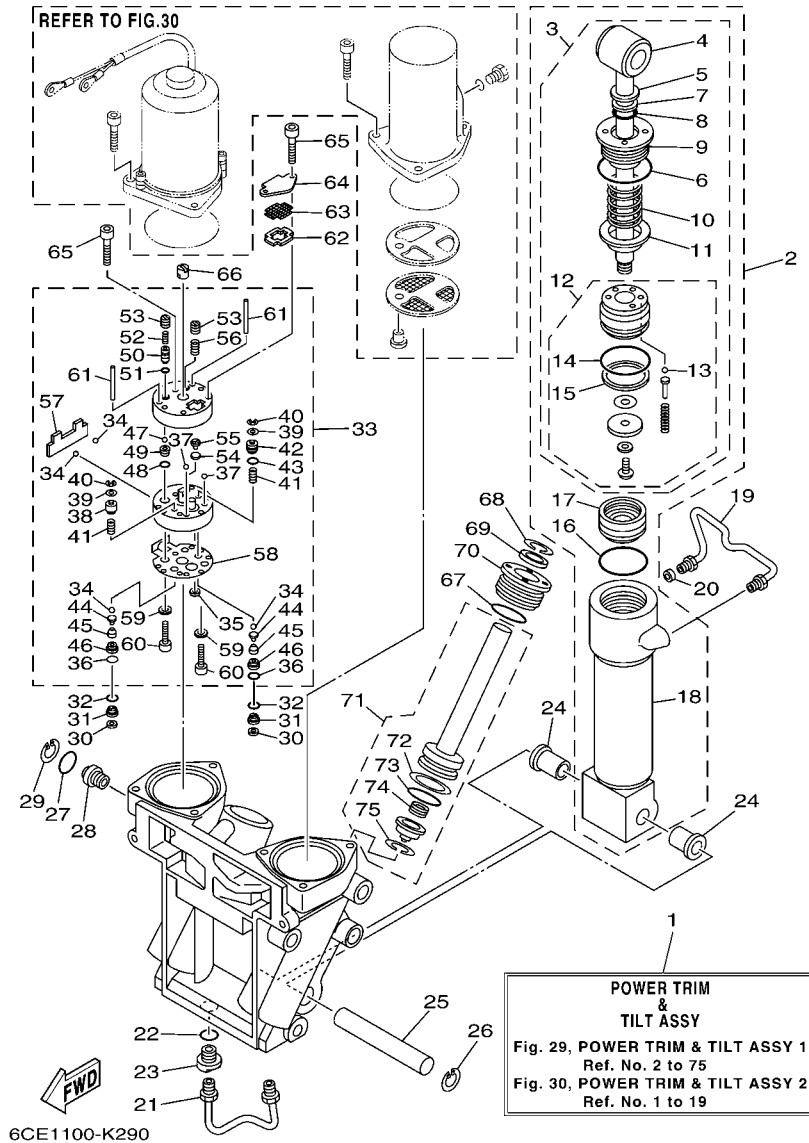
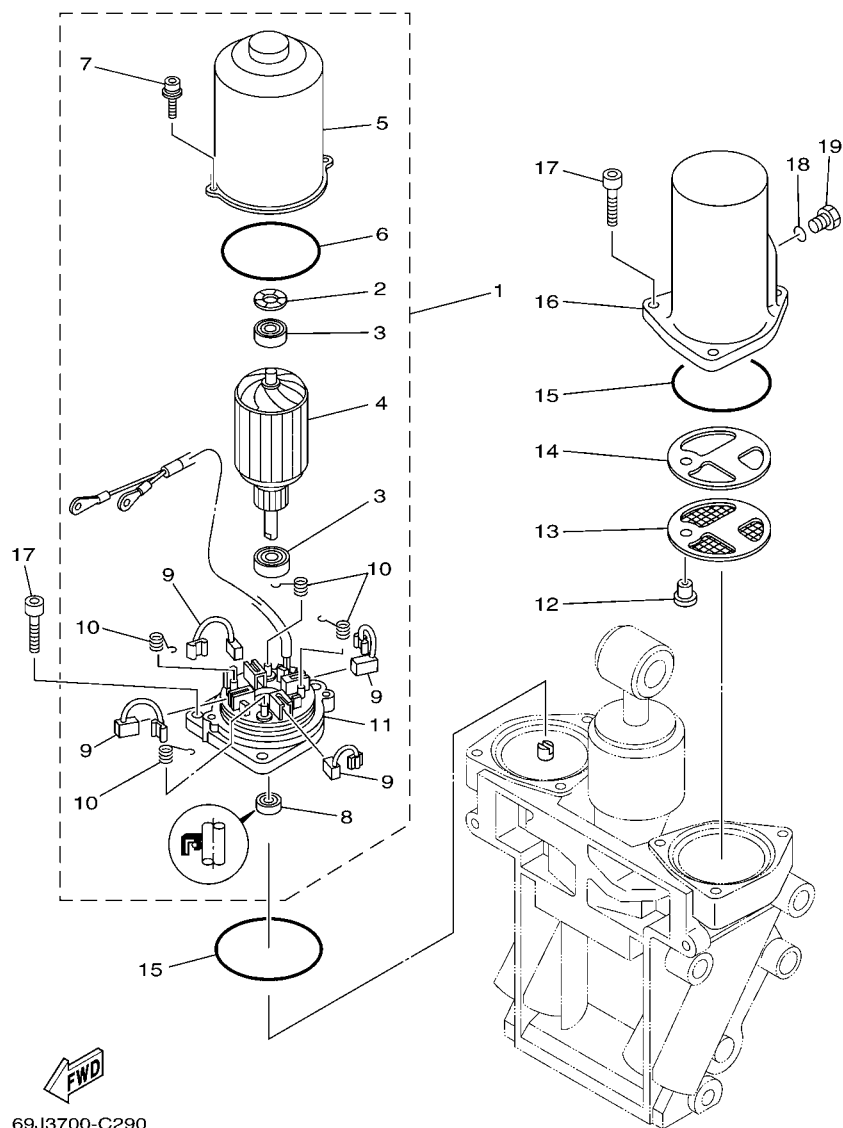


FIG. 29 POWER TRIM & TILT ASSY 1 COMPONER Y PODER VARILLA 1

REF. NO.	PART NO. CODIGO Nº	DESCRIPTION DESCRIPCION	6CE1	6CF1	REMARKS OBSERVACIONES
55	6H1-43844-10	.PIN, VALVE SUPPORT .PASADOR VALVULA SOPORTE	1	1	
56	6H1-43856-10	.SPRING, DOWN RELIEF .RESORTE SEGURIDAD	1	1	
57	69J-43854-00	.SPRING, MANUAL RELEASE .RESORTE DESCOPLO MANUAL	1	1	
58	69J-4384G-00	.SEAL, RELIEF VALVE .ASIENTO	1	1	
59	CS3-4387G-00	.WASHER .ARANDELA	2	2	
60	91318-05025	.BOLT .TORNILLO	2	2	
61	93604-35236	.PIN, DOWEL .PASADOR DE CLAVIJA	2	2	
62	69J-43871-00	RING, BACK UP ANILLO	1	1	
63	69J-43816-00	FILTER 1 FILTRO 1	1	1	
64	69J-4381J-00	PLATE PLACA	1	1	
65	91318-05040	BOLT TORNILLO	3	3	
66	69J-43831-00	CONNECTOR, SHAFT CONEXION EJE	1	1	
67	61A-43861-00	O-RING ANILLO EN O 1	2	2	
68	6T4-43875-01	RING, SNAP ANILLO	2	2	
69	61A-43822-00	SEAL, TRIM DUST SELLO DE POLVO	2	2	
70	61A-43821-00	SCREW, TRIM CYLINDER END TORNILLO CILINDURO EXTREMO	2	2	
71	69J-43820-00	TRIM PISTON SUB ASSY ELEVADOR PISTON COMPL.	2	2	
72	61A-43874-00	.RING, BACK UP .ANILLO	1	1	
73	61A-43864-00	.O-RING .ANILLO EN O 4	1	1	
74	61A-4384H-10	.SPRING .RESORTE	1	1	
75	61A-43875-10	.RING, SNAP .ANILLO	1	1	

FIG. 30 POWER TRIM & TILT ASSY 2

COMPONER Y PODER VARILLA 2



REF. NO.	PART NO. CODIGO Nº	DESCRIPTION DESCRIPCION	6CET	6CF1	REMARKS OBSERVACIONES
1	69J-43880-01	MOTOR ASSY MOTOR COMPL.	1	1	
2	90206-14N50	.WASHER, WAVE .ARANDELA ONDULADA	1	1	
3	93399-999T6	.BEARING .COJINETE	2	2	
4	69J-43805-00	.ARMATURE ASSY .INDUCIDO COMPL.	1	1	
5	69J-43804-00	.STATOR ASSY .ESTATOR COMPL	1	1	
6	69J-43861-00	.O-RING .ANILLO EN O 1	1	1	
7	69J-43886-00	.BOLT .TORNILLO	2	2	
8	69J-43882-00	.OIL SEAL .SELLO ACEITE	1	1	
9	69J-43891-00	.BRUSH 1 .ESCOBILLA 1	4	4	
10	69J-4386K-00	.SPRING, BRUSH .RESORTE, ESCOBILLA	4	4	
11	69J-43881-01	.FRAME, END .CUADRO EXTERMO	1	1	
12	69J-4388H-00	PLUG TAPON	1	1	
13	69J-43817-00	FILTER 2 FILTRO 2	1	1	
14	69J-4388F-00	SPACER ESPACIADOR	1	1	
15	6H1-43869-00	O-RING ANILLO EN O 9	2	2	
16	69J-43828-00	BODY, RESERVOIR CUERPO DEPOSITO	1	1	
17	69J-43888-00	BOLT, SOCKET TORNILLO ENCASTRE	6	6	
18	93210-09165	O-RING ANILLO O	1	1	
19	6H1-43829-00	PLUG, RESERVOIR TAPON DEPOSITO	1	1	

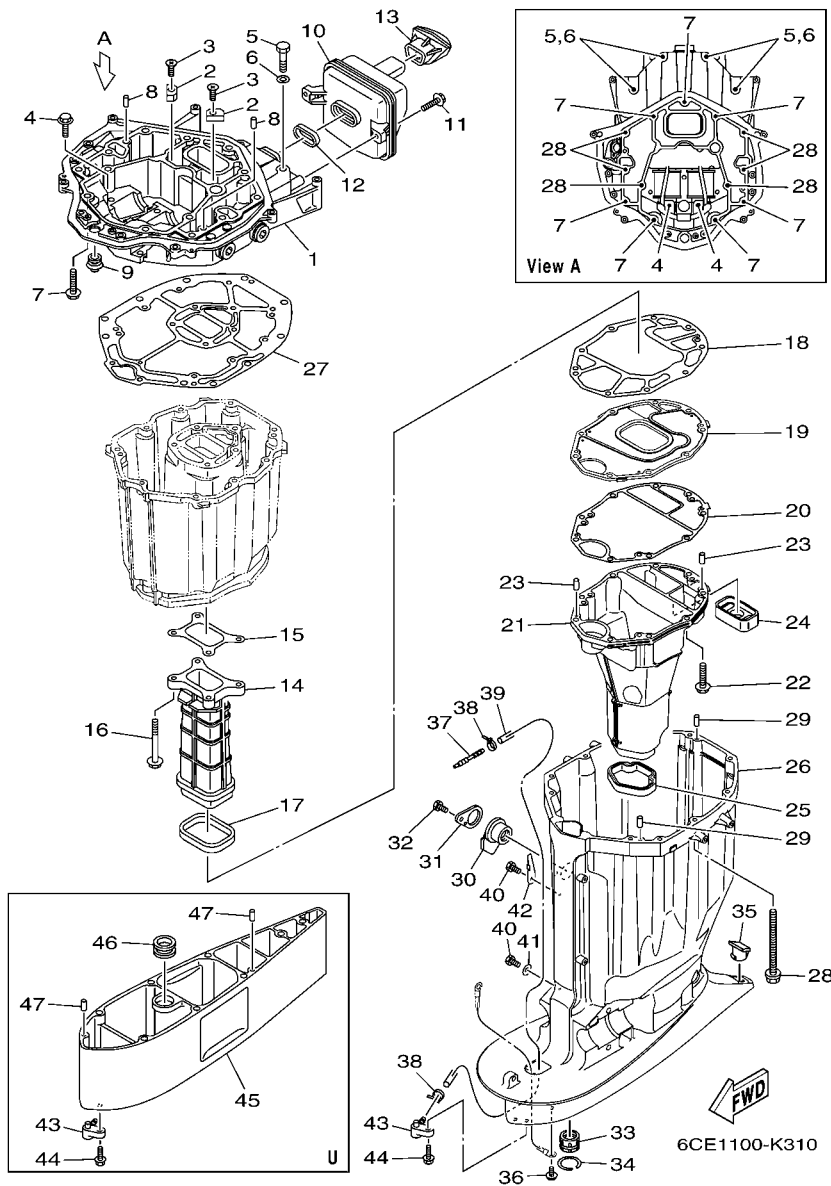


FIG. 31 UPPER CASING

FUNDA SUPERIOR

REF. NO.	PART NO. CODIGO Nº	DESCRIPTION DESCRIPCION	6CET	6CFI		REMARKS OBSERVACIONES
1	6CE-41137-00-CA	GUIDE, EXHAUST GUIA DE ESCAPE	1	1		
2	63P-11325-11	ANODE ANODO	2	2		
3	90151-06M02	SCREW, COUNTERSUNK TORNILLO EMBUTIDO	2	2		
4	90119-08102	BOLT, WITH WASHER TORNILLO CON ARANDELA	2	2		
5	97075-10045	BOLT PERNO	4	4		
6	92995-10600	WASHER ARANDELA	4	4		
7	97575-10535	BOLT, WITH WASHER PERNO CON ARANDELA	7	7		
8	93608-16M16	PIN, DOWEL PASADOR DE CLAVIJA	2	2		
9	6E5-42724-00	GROMMET TAPON	1	1		
10	6CB-14750-00	SILENCER ASSY SILENCIADOR COMPLETO	1	1		
11	95875-06020	BOLT, FLANGE TORNILLO	2	2		
12	6CB-14755-00	GASKET, SILENCER EMPAQUE DE SILENCIADOR	1	1		
13	6CB-42769-00	SEAL, RUBBER SELLO DE GOMA	1	1		
14	6CB-41132-00-9S	MANIFOLD, EXHAUST TUBO MULTIPLE DE ESCAPE	1	1		
15	6CB-41134-00	GASKET, EXHAUST MANIFOLD EMPAQUE	1	1		
16	97575-08560	BOLT, WITH WASHER PERNO CON ARANDELA	4	4		
17	6CB-41138-00	SEAL, EXT. 1 SELLO, ESCAPE 1	1	1		
18	6CB-41135-00	GASKET, EXHAUST MANIFOLD EMPAQUE	1	1		
19	6CE-45181-00-9S	PLATE PLACA	1	1		
20	6CE-41136-00	GASKET, EXHAUST MANIFOLD 4 EMPAQUE	1	1		
21	6CE-14711-00-9S	MUFFLER 1 SILENCIADOR 1	1	1		
22	97575-08535	BOLT, WITH WASHER PERNO CON ARANDELA	9	9		
23	93606-19M23	PIN, DOWEL PASADOR DE CLAVIJA	2	2		
24	6CE-45127-00	SEAL SELLO DE GOMA	1	1		
25	6CE-45123-00	GASKET, MUFFLER EMPAQUE SILENCIADOR	1	1		
26	6CE-45111-00-8D	CASING, UPPER CAJA SUPERIOR	1	1		
27	6CB-45113-00	GASKET, UPPER CASING EMPAQUE	1	1		

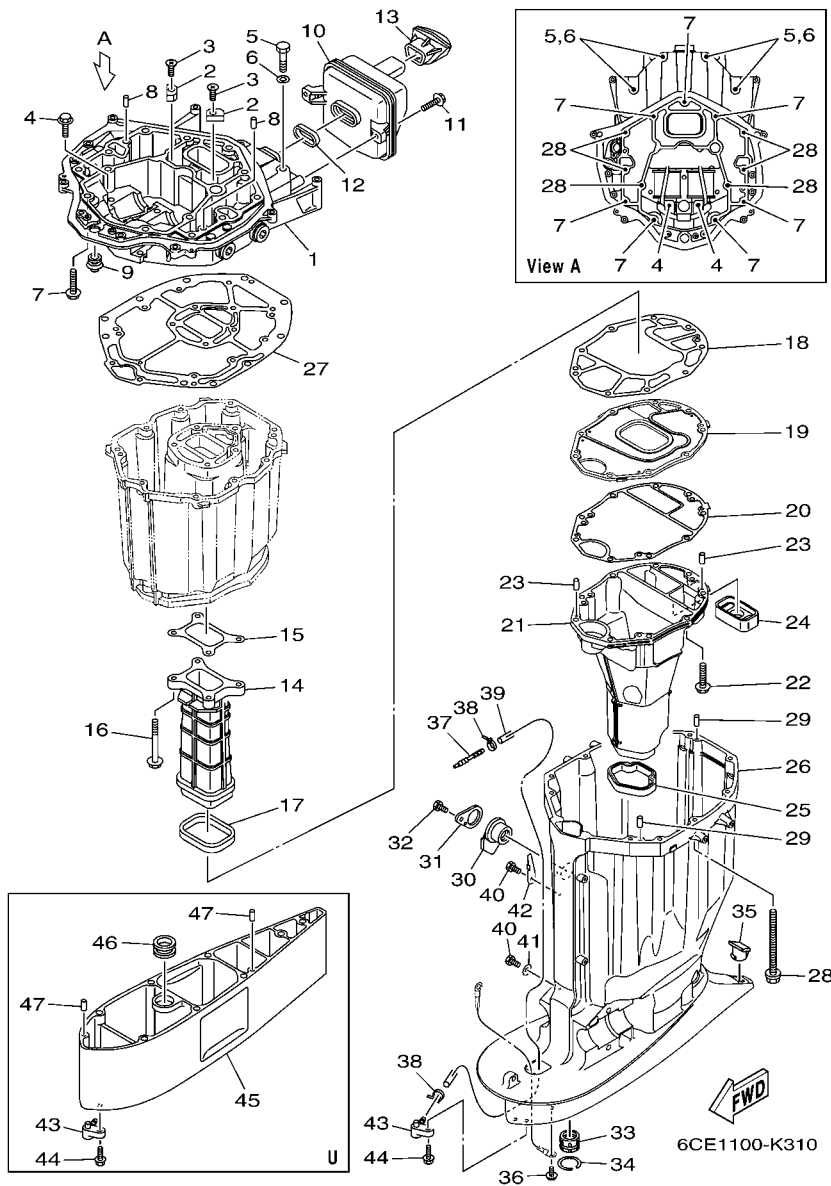


FIG. 31 UPPER CASING

FUNDA SUPERIOR

REF. NO.	PART NO. CODIGO Nº	DESCRIPTION DESCRIPCION	6CE1	6CF1	REMARKS OBSERVACIONES
28	90119-10007	BOLT, WITH WASHER TORNILLO CON ARANDELA	6	6	
29	93608-16M16	PIN, DOWEL PASADOR DE CLAVIJA	2	2	
30	6BB-15316-00	DAMPER 1 AMORTIGUADOR 1	1	1	
31	6BB-45152-01	COVER, UPPER CASING 2 CUBIERTA FUNDA SUPERIOR 2	1	1	
32	97095-06014	BOLT PERNO	1	1	
33	69J-45318-01	BUSHING, DRIVE SHAFT BUJE, EJE DE MANDO	1	1	
34	93420-36M01	CIRCLIP SEGURO	1	1	
35	61A-45155-00	CAP TAPA	1	1	
36	95895-06010	BOLT, FLANGE TORNILLO DE REBORDE	1	1	
37	6E5-83558-00	END, NIPPLE EXTREMO DE NIPLE	1	1	
38	90465-11M10	CLAMP BRIDA	2	2	
39	90445-07032	HOSE (L1920) MANGUERA (L1920)	1	1	X(25.3") X(25.3")
	90445-07033	HOSE (L2050) MANGUERA (L2050)	1	1	U(30.3") U(30.3")
40	97095-06010	BOLT PERNO	2	2	
41	90201-06M02	WASHER, PLATE ARANDELA PLANA	1	1	
42	90462-10061	CLAMP BRIDA	1	1	
43	63P-45379-00	NIPPLE, HOSE NIPLE DE MANGUERA	1	1	
44	90119-06M18	BOLT, WITH WASHER TORNILLO CON ARANDELA	1	1	
45	6CE-45211-00-8D	EXTENSION EXTENSION	1	1	U(30.3") U(30.3")
46	6AW-44366-00	DAMPER, WATER SEAL 2 GOMA DEL SELLO DE AGUA 2	1	1	U(30.3") U(30.3")
47	93608-16M16	PIN, DOWEL PASADOR DE CLAVIJA	2	2	U(30.3") U(30.3")

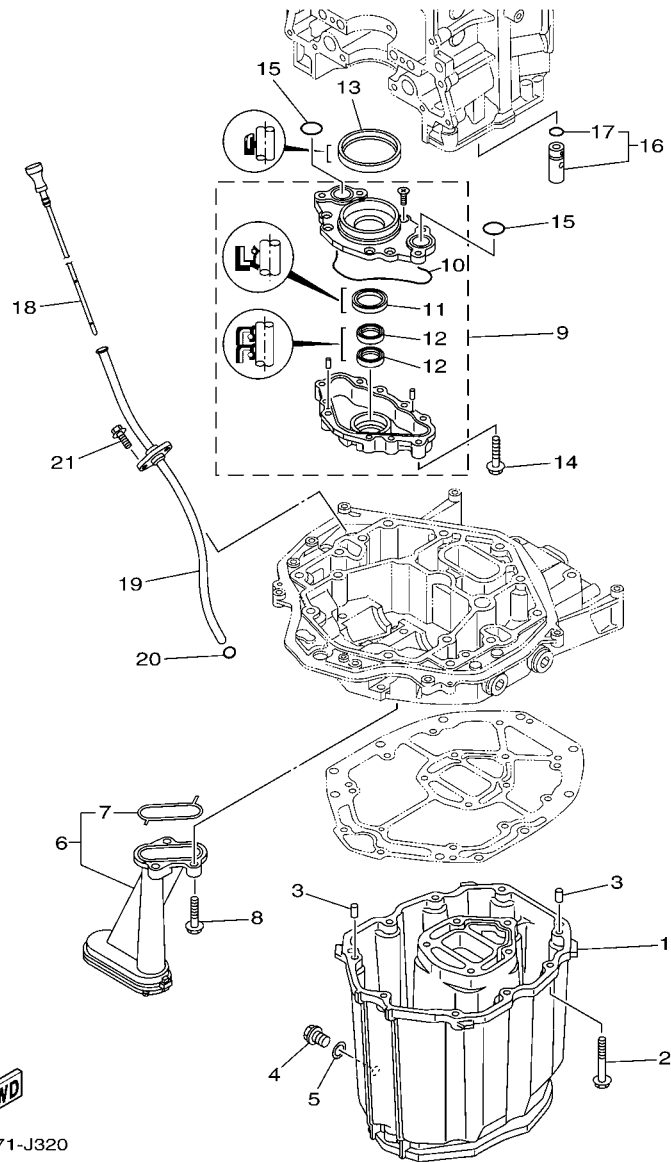


FIG. 32 OIL PAN

OIL PAN

REF. NO.	PART NO. CODIGO Nº	DESCRIPTION DESCRIPCION	6CET	6CFI		REMARKS OBSERVACIONES
1	6CB-15311-00-CA	OIL PAN BANDEJA DE ACEITE	1	1		
2	97575-08535	BOLT, WITH WASHER PERNO CON ARANDELA	10	10		
3	93608-16M16	PIN, DOWEL PASADOR DE CLAVIJA	2	2		
4	90340-14M06	PLUG, STRAIGHT SCREW TORNILLO, DE DRENAJE	1	1		
5	90430-14M09	GASKET JUNTA	1	1		
6	6CB-13411-00	STRAINER, OIL FILTRO DE ACEITE	1	1		
7	6AW-13415-00	.SEAL, OIL STRAINER .SELLO COLADOR ACEITE	1	1		
8	95812-06025	BOLT, FLANGE TORNILLO DE REBORDE	3	3		
9	6CB-13300-00	OIL PUMP ASSY BOMBA DE ACEITE COMPLETA	1	1		
10	6CB-13329-00	.GASKET, PUMP COVER .EMPAQUE TAPA DE BOMBA	1	1		
11	6AW-13119-00	.OIL SEAL .SELLO ACEITE	1	1		
12	69J-13631-00	.OIL SEAL .SELLO ACEITE	2	2		
13	6CB-11355-00	SEAL, CYLINDER 1 RETEN ACEITE CILINDRO 1	1	1		
14	95875-06040	BOLT, FLANGE TORNILLO	4	4		
15	93210-26658	O-RING ANILLO O	2	2		
16	6CB-13490-00	RELIEF VALVE ASSY VALVELA DE DESCOMPRESION	1	1		
17	6CB-13473-00	.O-RING .ANILLO O	1	1		
18	6CB-15362-00	PLUG, OIL LEVEL TAPON DEL NIVEL DE ACEITE	1	1		
19	6CB-15377-00	GUIDE, INLET GUIA DE ENTRADA	1	1		
20	93210-19MJ3	O-RING ANILLO O	1	1		
21	95875-06016	BOLT, FLANGE TORNILLO	2	2		

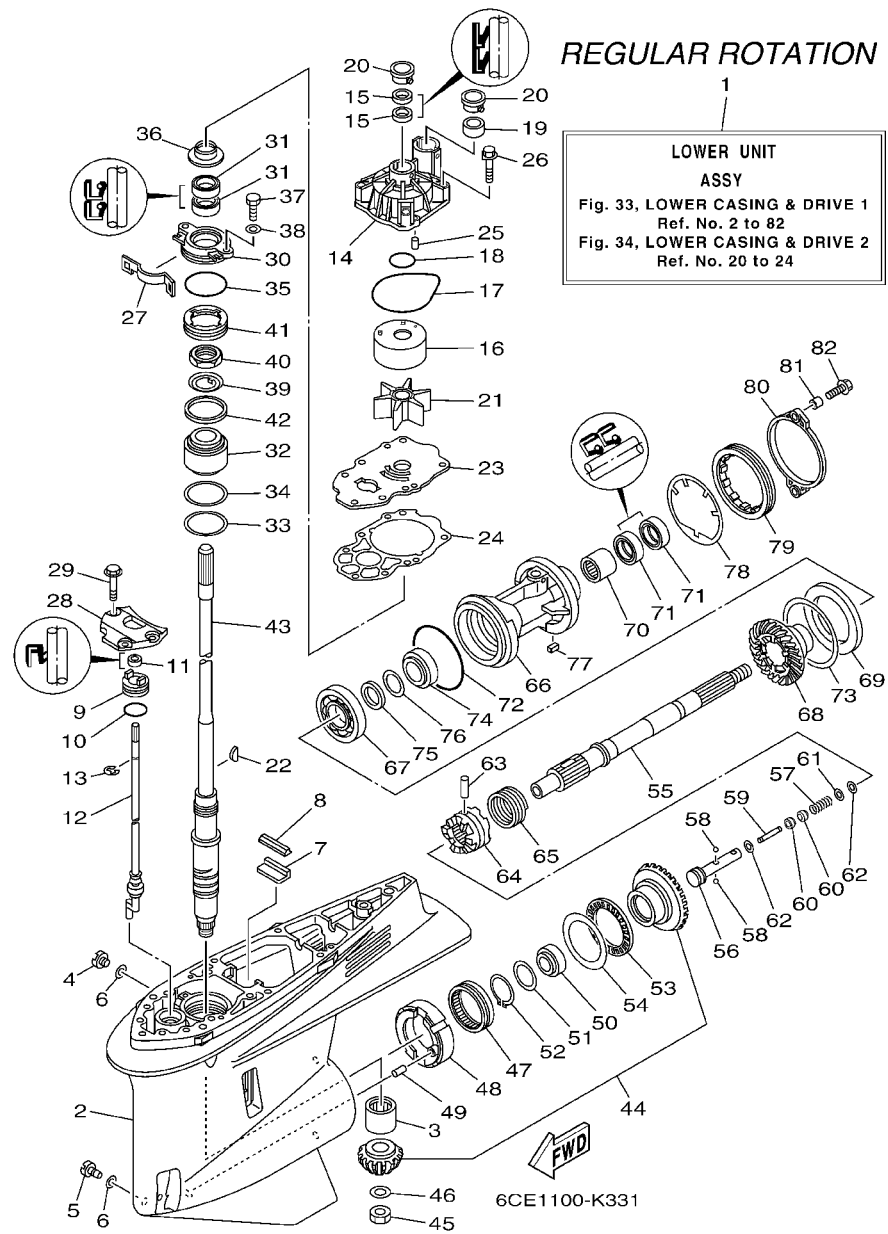


FIG. 33 LOWER CASING & DRIVE 1 IMPULSOR E INFERIOR 1

REF. NO.	PART NO. CODIGO Nº	DESCRIPTION DESCRIPCION	6CET	6CFI		REMARKS OBSERVACIONES
1	6CE-45300-00-8D	LOWER UNIT ASSY CONJUNTO UNIDAD INFERIOR	1			X(25.3") X(25.3")
	6CE-45300-10-8D	LOWER UNIT ASSY CONJUNTO UNIDAD INFERIOR	1			U(30.3") U(30.3")
2	6CE-45301-00-8D	CASING, LOWER FUNDA INFERIOR COMPLETA	1			
3	93311-83280	BEARING COJINETE DE RODILLOS	1			
4	90340-08002	PLUG, STRAIGHT SCREW TORNILLO, DE DRENAJE	1			
5	688-45341-10	PLUG, DRAIN TAPON, DREN	1			
6	90430-08020	GASKET JUNTA	2			
7	663-45376-00	GUIDE, SEAL DAMPER GUIA DE SELLO GOMA	1			
8	6CE-45375-00	DAMPER, SEAL GOMA DE SELLO	1			
9	65N-45321-00	PLATE PLACA	1			
10	93210-33M49	O-RING ANILLO O	1			
11	93106-09014	OIL SEAL SELLO ACEITE	1			
12	6CE-44150-00	SHIFT CAM ASSY CONJUNTO EJE LEVA COMPL.	1			
13	99001-08600	CIRCLIP PRESILLA REDONDA	1			
14	6CE-44311-00	HOUSING, WATER PUMP CAJA BOMBA DE AGUA	1			
15	93104-22M07	OIL SEAL SELLO ACEITE	2			
16	6AW-44322-00	INSERT, CARTRIDGE CARTUCHO	1			
17	93210-94003	O-RING ANILLO O	1			
18	93210-37160	O-RING ANILLO O	1			
19	6AW-44365-00	DAMPER, WATER SEAL 1 HULE DE SELLO DE AGUA 1	1			
20	6AW-44312-00	COVER, WATER PUMP HOUSING CUBIERTA CAJA BOMBA DE AGUA	2			
21	6CE-44352-00	IMPELLER IMPULSOR	1			
22	90280-04002	KEY, WOODRUFF CUNA WOODRUFF	1			
23	6CE-44323-00	OUTER PLATE, CARTRIDGE PLACA EXTERIOR DEL CARTUCHO	1			
24	6CE-44315-00	GASKET, WATER PUMP EMPAQUE	1			
25	93606-12019	PIN, DOWEL PASADOR DE CLAVIJA	2			
26	90119-08M14	BOLT, WITH WASHER TORNILLO CON ARANDELA	4			

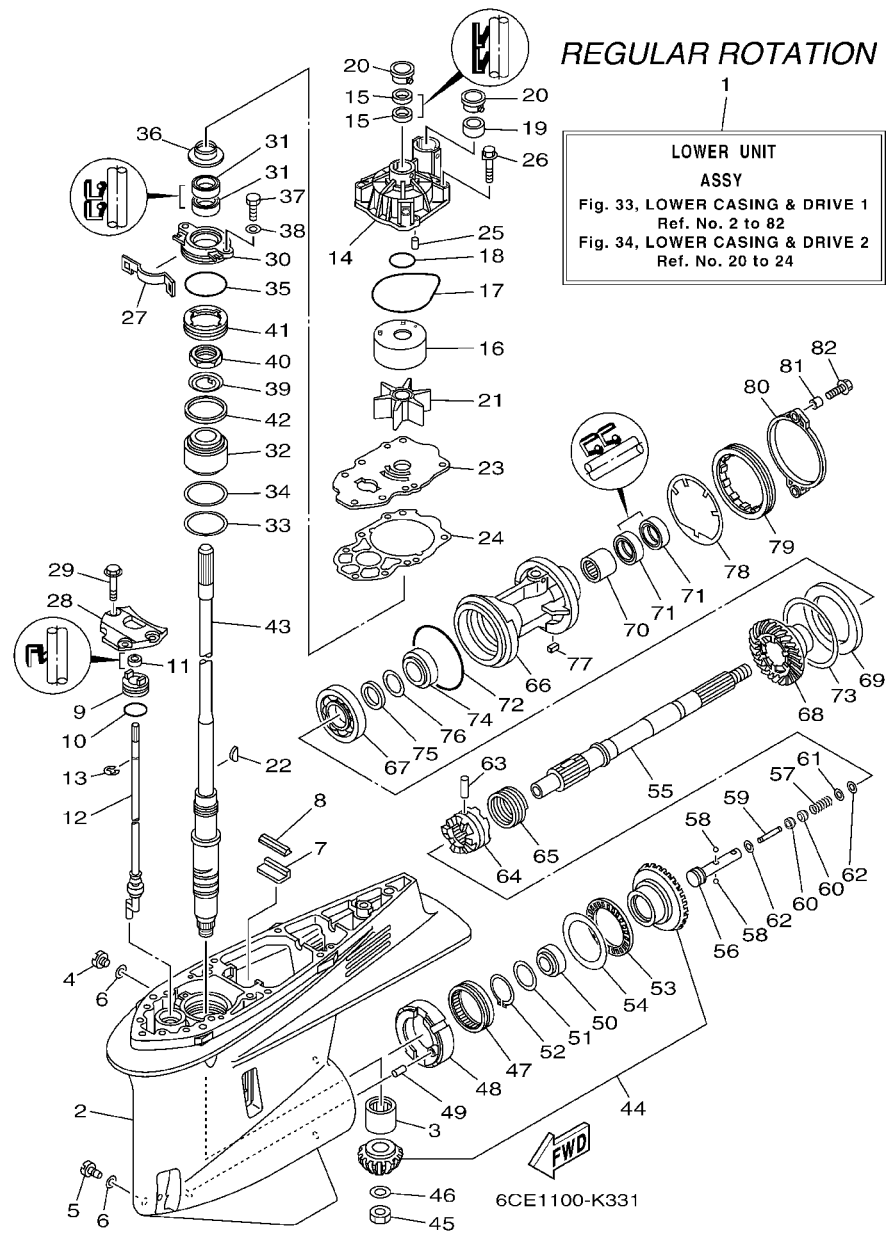


FIG. 33 LOWER CASING & DRIVE 1 IMPULSOR E INFERIOR 1

REF. NO.	PART NO. CODIGO Nº	DESCRIPTION DESCRIPCION	6CET	6CFI	REMARKS OBSERVACIONES
27	6AW-45723-00	PLATE, SEAL PLACA DE SELLO	1		
28	6CB-44312-00	COVER, WATER PUMP HOUSING CUBIERTA CAJA BOMBA DE AGUA	1		
29	90119-08M32	BOLT, WITH WASHER TORNILLO CON ARANDELA	3		
30	6CE-45335-00-9S	HOUSING, OIL SEAL CAJA DEL SELLO DE ACEITE	1		
31	93101-28M16	OIL SEAL SELLO ACEITE	2		
32	93399-99966	BEARING COJINETE	1		
33	90201-62008	WASHER, PLATE ARANDELA PLANA	1		
34	6CE-45587-00	SHIM (T:0.10MM) LAINA (T:0.10MM)	1		UR
	6CE-45587-10	SHIM (T:0.12MM) LAINA (T:0.12MM)	1		UR
	6CE-45587-20	SHIM (T:0.15MM) LAINA (T:0.15MM)	1		UR
	6CE-45587-30	SHIM (T:0.18MM) LAINA (T:0.18MM)	1		UR
	6CE-45587-40	SHIM (T:0.30MM) LAINA (T:0.30MM)	1		UR
	6CE-45587-50	SHIM (T:0.40MM) LAINA (T:0.40MM)	1		UR
	6CE-45587-60	SHIM (T:0.50MM) LAINA (T:0.50MM)	1		UR
35	93210-64488	O-RING ANILLO O	1		
36	6AW-45344-00	COVER, OIL SEAL CUBIERTA SELLO ACEITE	1		
37	97095-08020	BOLT PERNO	2		
38	92995-08600	WASHER ARANDELA	2		
39	90214-30003	WASHER, CLAW ARANDELA DE POSICION	1		
40	90170-30M18	NUT TUERCA	1		
41	6CE-45244-00	NUT TUERCA	1		
42	6CE-45539-00	SPACER 2 ESPACIADOR 2	1		
43	6CE-45501-00	DRIVE SHAFT COMP. EJE DE MANDO COMPL.	1		X(25.3") X(25.3")
	6CE-45501-10	DRIVE SHAFT COMP. EJE DE MANDO COMPL.	1		U(30.3") U(30.3")
44	6CE-45550-00	GEAR SET JUEGO DE ENGRANE	1		
45	90170-16M19	NUT TUERCA	1		
46	90201-16M00	WASHER, PLATE ARANDELA PLANA	1		

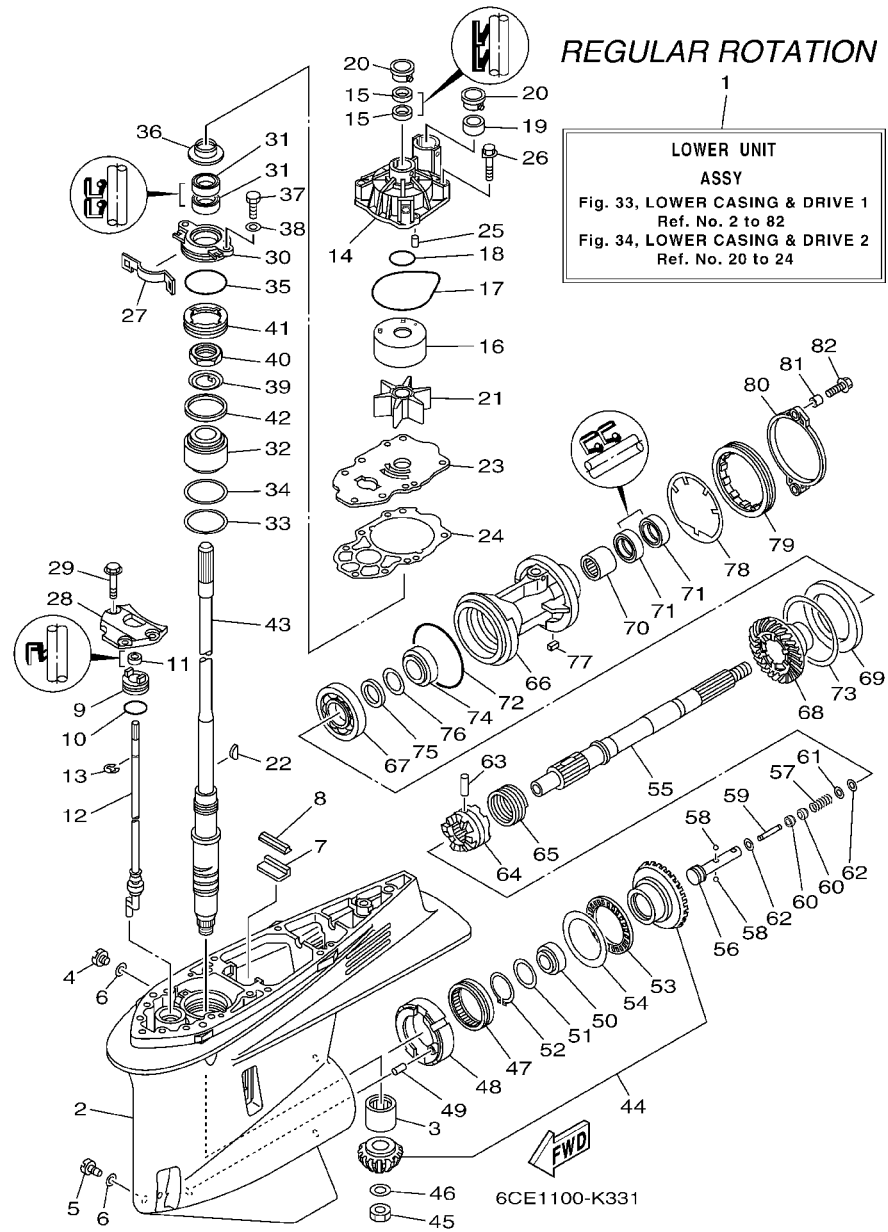


FIG. 33 LOWER CASING & DRIVE 1 IMPULSOR E INFERIOR 1

REF. NO.	PART NO. CODIGO Nº	DESCRIPTION DESCRIPCION	6CET	6CFI	REMARKS OBSERVACIONES
47	93311-85894	BEARING COJINETE DE RODILLOS	1		
48	6CB-45824-00	ADAPTER ADAPTADOR	1		
49	93608-16M16	PIN, DOWEL PASADOR DE CLAVIJA	1		
50	93332-000A4	BEARING COJINETE	1		
51	90201-41008	WASHER, PLATE ARANDELA PLANA	1		
52	99009-47500	CIRCLIP PRESILLA REDONDA	1		
53	93340-67011	BEARING COJINETES CON RODAMIENTOS	1		
54	6CB-45567-00	SHIM (T:2.00MM) LAINA (T:2.00MM)	1		UR
	6CB-45567-10	SHIM (T:2.03MM) LAINA (T:2.03MM)	1		UR
	6CB-45567-20	SHIM (T:2.06MM) LAINA (T:2.06MM)	1		UR
	6CB-45567-30	SHIM (T:2.09MM) LAINA (T:2.09MM)	1		UR
	6CB-45567-40	SHIM (T:2.12MM) LAINA (T:2.12MM)	1		UR
	6CB-45567-50	SHIM (T:2.15MM) LAINA (T:2.15MM)	1		UR
55	6CB-45611-00	SHAFT, PROPELLER EJE PROPUSOR	1		
56	6CB-45634-00	SLIDE, SHIFT DESILIZADOR, CAMBIO	1		
57	90501-10M77	SPRING, COMPRESSON RESORTE DE COMPRESION	1		
58	93501-04011	BALL BOLA	2		
59	6H1-45668-00	SHAFT, FREE 1 EJE 1	1		
60	61A-45635-00	PLUNGER, SHIFT EMBOLO DE CAMBIO	2		
61	90201-02M00	WASHER, PLATE ARANDELA PLANA	1		
62	90183-02M03	NUT, SPRING TUERCA DE RESORTE	2		
63	90250-08M07	PIN, STRAIGHT PASADOR CILINDRICO	1		
64	6CE-45631-00	CLUTCH, DOG EMBRAGUE DE GARRA	1		
65	6E5-45633-01	RING, CROSS PIN ANILLO DE PASADOR	1		
66	6CB-45332-00-CA	HOUSING, BEARING CAJA BALERO 2	1		
67	93306-209U0	BEARING COJINETE	1		
68	6CE-45571-00	GEAR 2 (21T) ENGRANAJE 2 (21T)	1		

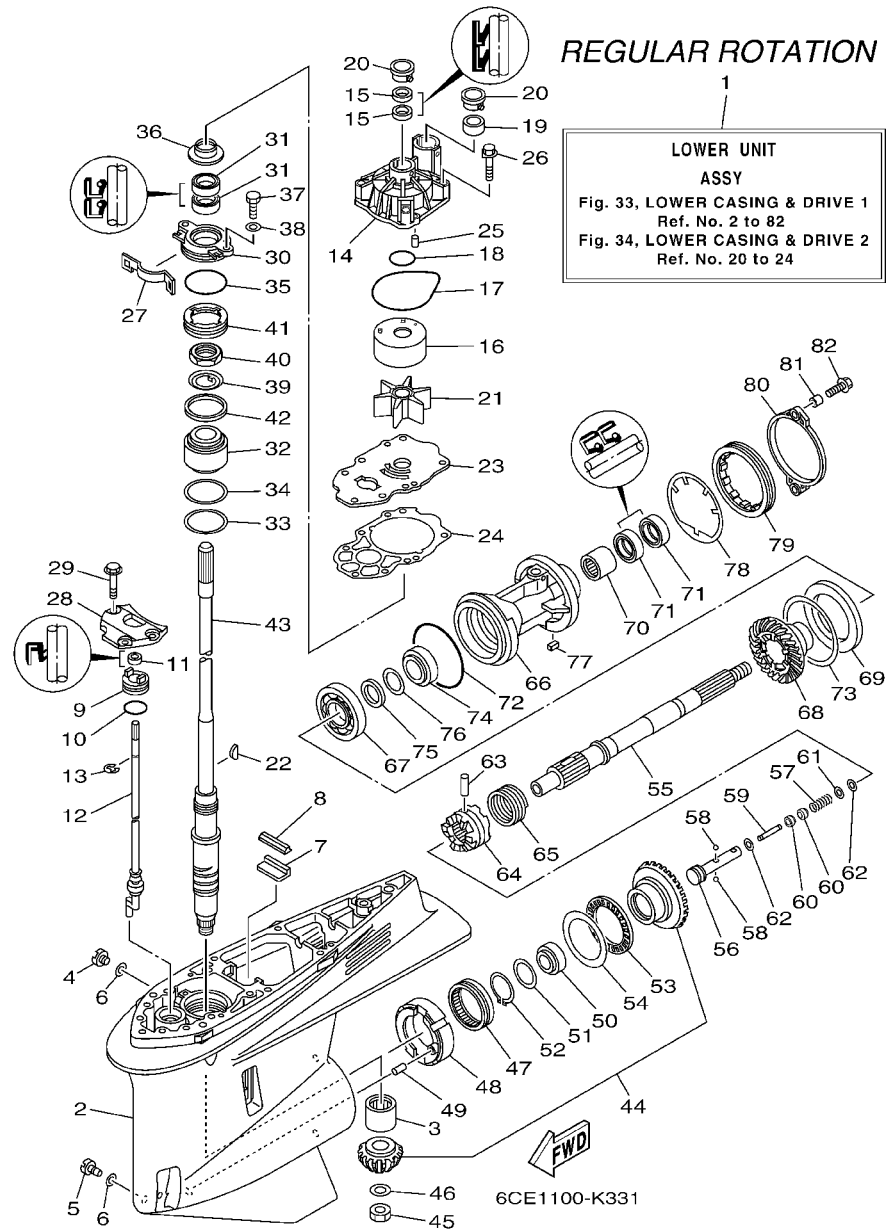


FIG. 33 LOWER CASING & DRIVE 1 IMPULSOR E INFERIOR 1

REF. NO.	PART NO. CODIGO Nº	DESCRIPTION DESCRIPCION	6CET	6CFI	REMARKS OBSERVACIONES
69	6CB-45576-00	WASHER, THRUST 2 ARANDELA DE EMPUJE AXIAL 2	1		
70	93315-43061	BEARING COJINETE DE RODILLOS	1		
71	93101-30M17	OIL SEAL SELLO ACEITE	2		
72	93211-02001	O-RING ANILLO O	1		
73	6CB-45577-00	SHIM (T:0.10MM) LAINA (T:0.10MM)	1		UR UR
---	6CB-45577-10	SHIM (T:0.12MM) LAINA (T:0.12MM)	1		UR UR
---	6CB-45577-20	SHIM (T:0.15MM) LAINA (T:0.15MM)	1		UR UR
---	6CB-45577-30	SHIM (T:0.18MM) LAINA (T:0.18MM)	1		UR UR
---	6CB-45577-40	SHIM (T:0.30MM) LAINA (T:0.30MM)	1		UR UR
---	6CB-45577-50	SHIM (T:0.40MM) LAINA (T:0.40MM)	1		UR UR
---	6CB-45577-60	SHIM (T:0.50MM) LAINA (T:0.50MM)	1		UR UR
74	93332-000A5	BEARING COJINETE	1		
75	90201-32008	WASHER, PLATE ARANDELA PLANA	1		
76	676-45567-00	SHIM (T:0.7MM) LAINA (T:0.7MM)	1		UR UR
---	676-45567-10	SHIM (T:0.8MM) LAINA (T:0.8MM)	1		UR UR
---	676-45567-20	SHIM (T:0.9MM) LAINA (T:0.9MM)	1		UR UR
---	676-45567-30	SHIM (T:1.0MM) LAINA (T:1.0MM)	1		UR UR
---	676-45567-40	SHIM (T:1.1MM) LAINA (T:1.1MM)	1		UR UR
---	676-45567-50	SHIM (T:1.2MM) LAINA (T:1.2MM)	1		UR UR
77	90282-05008	KEY, STRAIGHT CHAVETA, RECTA	1		
---	6CB-45383-00	WASHER, CLAW ARANDELA DE UNA	1		
79	6CB-45384-00	NUT TUERCA	1		
80	6CE-45361-00	CAP, LOWER CASING FUNDA INFERIOR	1		
81	90387-08M31	COLLAR ESPACIADOR	2		
82	90105-08M61	BOLT, FLANGE TORNILLO	2		

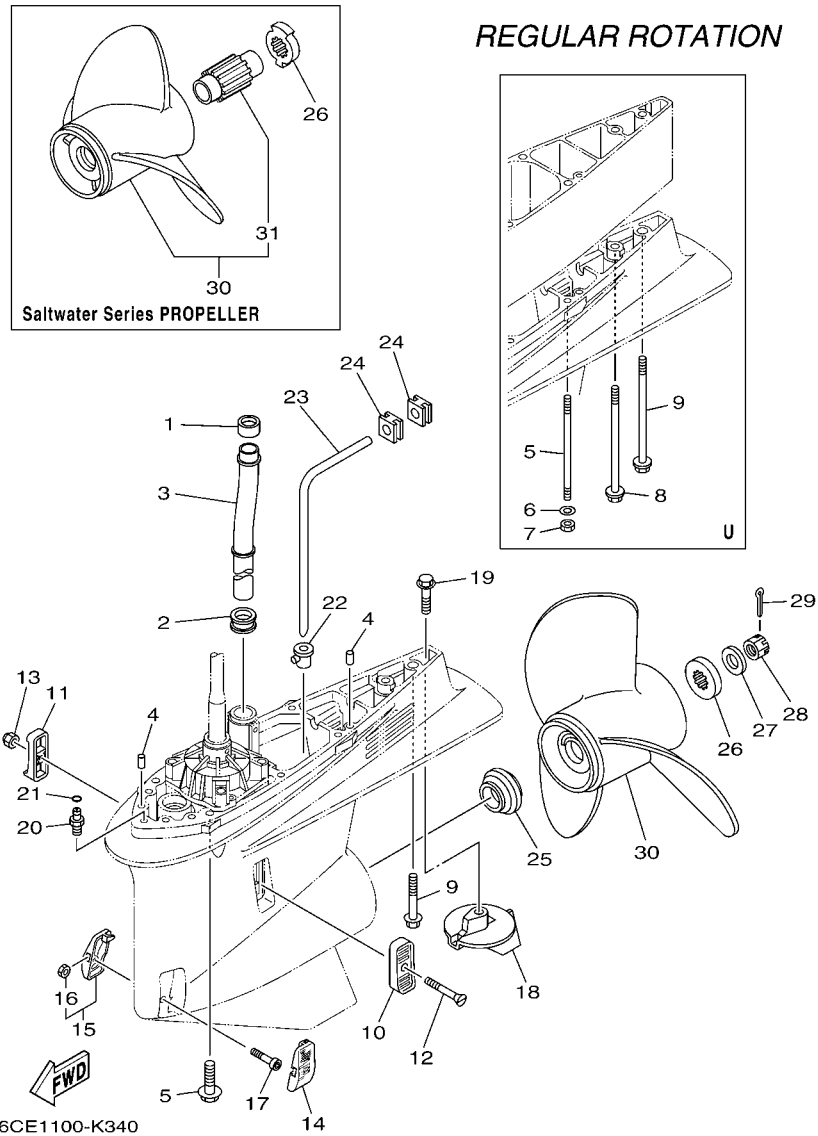
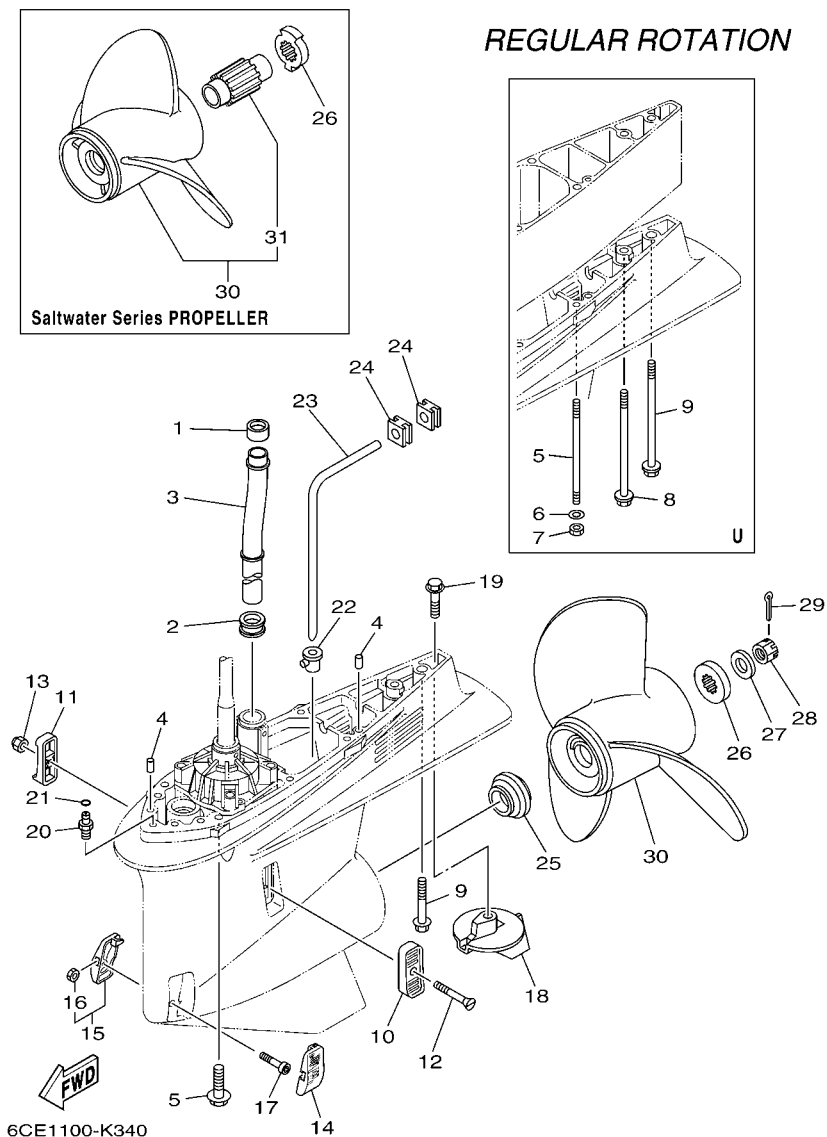


FIG. 34 LOWER CASING & DRIVE 2 IMPULSOR E INFERIOR 2

REF. NO.	PART NO. CODIGO Nº	DESCRIPTION DESCRIPCION	6CET	6CFI	REMARKS OBSERVACIONES
1	6AW-44365-00	DAMPER, WATER SEAL 1 HULE DE SELLO DE AGUA 1	1		
2	6AW-44366-00	DAMPER, WATER SEAL 2 GOMA DEL SELLO DE AGUA 2	1		
3	6CE-44361-00	TUBE, WATER 1 TUBO DE AGUA 1	1		X(25.3") X(25.3")
	6CE-44361-10	TUBE, WATER 1 TUBO DE AGUA 1	1		U(30.3") U(30.3")
4	93608-16M16	PIN, DOWEL PASADOR DE CLAVIJA	2		
5	90119-10038	BOLT, WITH WASHER TORNILLO CON ARANDELA	7		X(25.3") X(25.3")
	90116-10041	BOLT, STUD ESPARRAGO	6		U(30.3") U(30.3")
6	90201-10048	WASHER, PLATE ARANDELA PLANA	6		U(30.3") U(30.3")
7	90170-10009	NUT TUERCA	6		U(30.3") U(30.3")
8	90119-10009	BOLT, WITH WASHER TORNILLO CON ARANDELA	1		U(30.3") U(30.3")
9	97575-10570	BOLT, WITH WASHER PERNO CON ARANDELA	1		X(25.3") X(25.3")
	90119-10008	BOLT, WITH WASHER TORNILLO CON ARANDELA	1		U(30.3") U(30.3")
10	6P2-45214-00	COVER, WATER INLET 1 CUBIERTA ENTRADA AGUA 1	1		
11	6P2-45215-00	COVER, WATER INLET 2 CUBIERTA ENTRADA AGUA 2	1		
12	90152-05M08	SCREW, COUNTERSUNK TORNILLO EMBUTIDO	1		
13	90185-05002	NUT, NYLON TUERCA AUTOBLOCANTE	1		
14	6CE-45224-00	COVER, WATER INLET 3 CUBIERTA, ENTRADA AGUA 3	1		
15	6CE-45225-00	COVER, WATER INLET 4 CUBIERTA, ENTRADA AGUA 4	1		
16	90185-05002	NUT, NYLON TUERCA AUTOBLOCANTE	1		
17	90110-05039	BOLT, HEXAGON SOCKET HEAD TORNILLO ALLEN	1		
18	61A-45371-00	TAB-TRIM QUILLA ESTABILIZADOR	1		
19	90105-10M00	BOLT, FLANGE TORNILLO	1		
20	63P-45378-00	NIPPLE, HOSE NIPLE MANGUERA	1		
21	93210-07003	O-RING ANILLO O	1		
22	6D0-44367-00	DAMPER, WATER SEAL 3 GOMA DEL SELLO DE AGUA 3	1		
23	6D0-44362-01	TUBE, WATER 2 TUBO DE AGUA 2	1		
24	6D0-44366-00	DAMPER, WATER SEAL 2 GOMA DEL SELLO DE AGUA 2	2		

FIG. 34 LOWER CASING & DRIVE 2 IMPULSOR E INFERIOR 2



REF. NO.	PART NO. CODIGO Nº	DESCRIPTION DESCRIPCION	6CE1	6CF1	REMARKS OBSERVACIONES
25	69J-45987-00	SPACER 1 ESPACIADOR 1	1		
26	688-45997-01	SPACER 2 ESPACIADOR 2	1		
	6CE-45997-00	SPACER 2 ESPACIADOR 2	1		FOR SWS PROP. FOR SWS PROP.
27	92990-18200	WASHER ARANDELA PLANA	1		
28	90171-18M04	NUT, CASTLE TUERCA ENTALLADA	1		
29	91490-40030	PIN, COTTER CHAVETA	1		
30	61A-45974-00-98	PROPELLER (3X14-1/2"X19"-T) PROPELA (3X14-1/2"X19"-T)	1		UR UR
	61A-45978-00-98	PROPELLER (3X15"X17"-T) PROPELA (3X15"X17"-T)	1		UR UR
	6CE-45930-00	PROPELLER (3X15-3/4"X13"-T) PROPELA (3X15-3/4"X13"-T)	1		UR SWS PROP. UR SWS PROP.
	6CE-45970-00	PROPELLER (3X15-1/4"X19"-T) PROPELA (3X15-1/4"X19"-T)	1		UR SWS PROP. UR SWS PROP.
	6CE-45972-00	PROPELLER (3X15"X21"-T) PROPELA (3X15"X21"-T)	1		UR SWS PROP. UR SWS PROP.
	6CE-45974-00	PROPELLER (3X14-3/4"X23"-T) PROPELA (3X14-3/4"X23"-T)	1		UR SWS PROP. UR SWS PROP.
	6CE-45976-00	PROPELLER (3X15-3/4"X15"-T) PROPELA (3X15-3/4"X15"-T)	1		UR SWS PROP. UR SWS PROP.
	6CE-45978-00	PROPELLER (3X15-1/2"X17"-T) PROPELA (3X15-1/2"X17"-T)	1		UR SWS PROP. UR SWS PROP.
	6CE-45B70-00	PROPELLER (4X15"X21"-T) PROPELA (4X15"X21"-T)	1		UR SWS SH4 PROP. UR SWS SH4 PROP.
	6CE-45B72-00	PROPELLER (4X15"X22"-T) PROPELA (4X15"X22"-T)	1		UR SWS SH4 PROP. UR SWS SH4 PROP.
	6CE-45B74-00	PROPELLER (4X15"X23"-T) PROPELA (4X15"X23"-T)	1		UR SWS SH4 PROP. UR SWS SH4 PROP.
31	6CE-45C81-00	.DAMPER RUBBER, PROPELLER 1 .AMORTIGUADOR PROPELA 1	1		FOR SWS PROP. FOR SWS PROP.

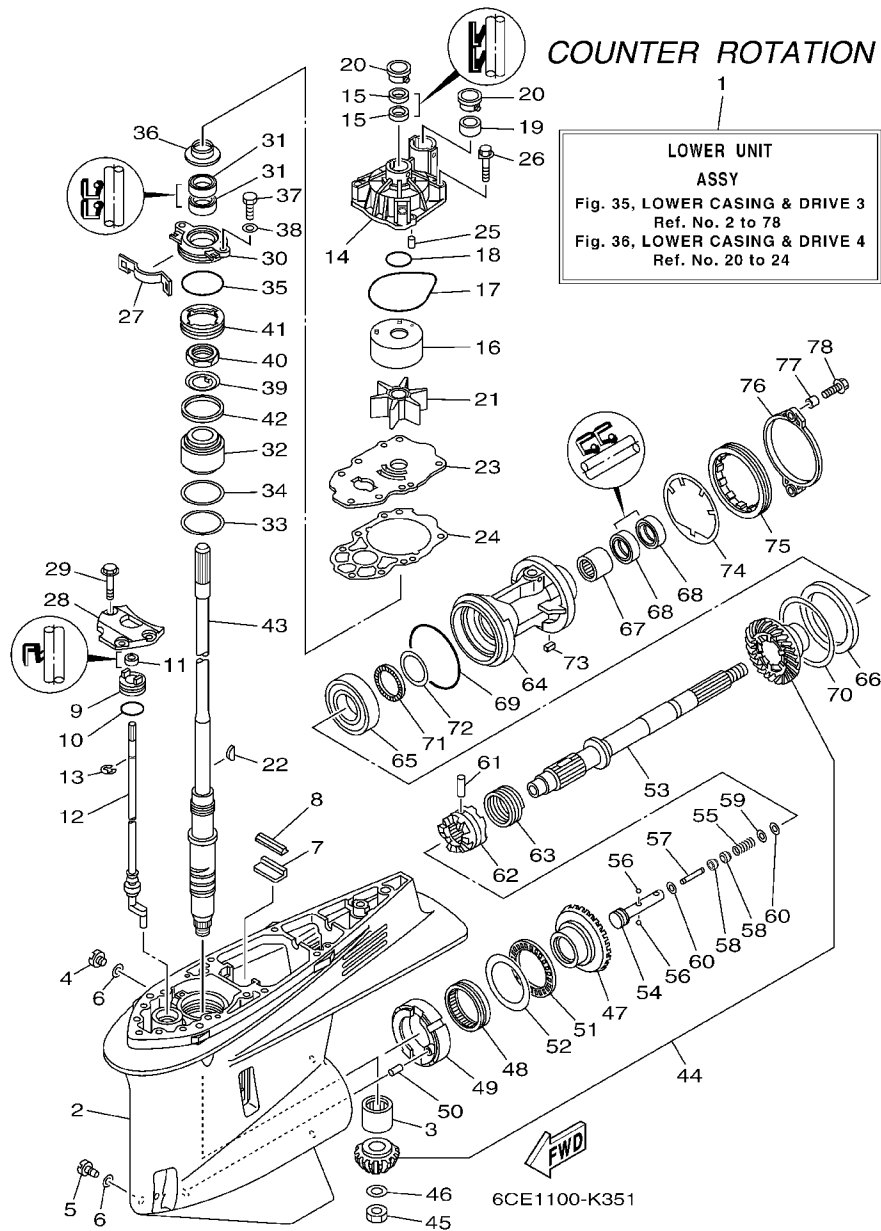


FIG. 35 LOWER CASING & DRIVE 3 IMPULSOR E INFERIOR 3

REF. NO.	PART NO. CODIGO Nº	DESCRIPTION DESCRIPCION	6CET	6CF1	REMARKS OBSERVACIONES
1	6CF-45300-00-8D	LOWER UNIT ASSY CONJUNTO UNIDAD INFERIOR		1	X(25.3") X(25.3")
	6CF-45300-10-8D	LOWER UNIT ASSY CONJUNTO UNIDAD INFERIOR		1	U(30.3") U(30.3")
2	6CE-45301-00-8D	CASING, LOWER FUNDA INFERIOR COMPLETA		1	
3	93311-83280	BEARING COJINETE DE RODILLOS		1	
4	90340-08002	PLUG, STRAIGHT SCREW TORNILLO, DE DRENAJE		1	
5	688-45341-10	PLUG, DRAIN TAPON, DREN		1	
6	90430-08020	GASKET JUNTA		2	
7	663-45376-00	GUIDE, SEAL DAMPER GUIA DE SELLO GOMA		1	
8	6CE-45375-00	DAMPER, SEAL GOMA DE SELLO		1	
9	65N-45321-00	PLATE PLACA		1	
10	93210-33M49	O-RING ANILLO O		1	
11	93106-09014	OIL SEAL SELLO ACEITE		1	
12	6CF-44150-00	SHIFT CAM ASSY CONJUNTO EJE LEVA COMPL.		1	
13	99001-08600	CIRCLIP PRESILLA REDONDA		1	
14	6CE-44311-00	HOUSING, WATER PUMP CAJA BOMBA DE AGUA		1	
15	93104-22M07	OIL SEAL SELLO ACEITE		2	
16	6AW-44322-00	INSERT, CARTRIDGE CARTUCHO		1	
17	93210-94003	O-RING ANILLO O		1	
18	93210-37160	O-RING ANILLO O		1	
19	6AW-44365-00	DAMPER, WATER SEAL 1 HULE DE SELLO DE AGUA 1		1	
20	6AW-44312-00	COVER, WATER PUMP HOUSING CUBIERTA CAJA BOMBA DE AGUA		2	
21	6CE-44352-00	IMPELLER IMPULSOR		1	
22	90280-04002	KEY, WOODRUFF CUNA WOODRUFF		1	
23	6CE-44323-00	OUTER PLATE, CARTRIDGE PLACA EXTERIOR DEL CARTUCHO		1	
24	6CE-44315-00	GASKET, WATER PUMP EMPAQUE		1	
25	93606-12019	PIN, DOWEL PASADOR DE CLAVIJA		2	
26	90119-08M14	BOLT, WITH WASHER TORNILLO CON ARANDELA		4	

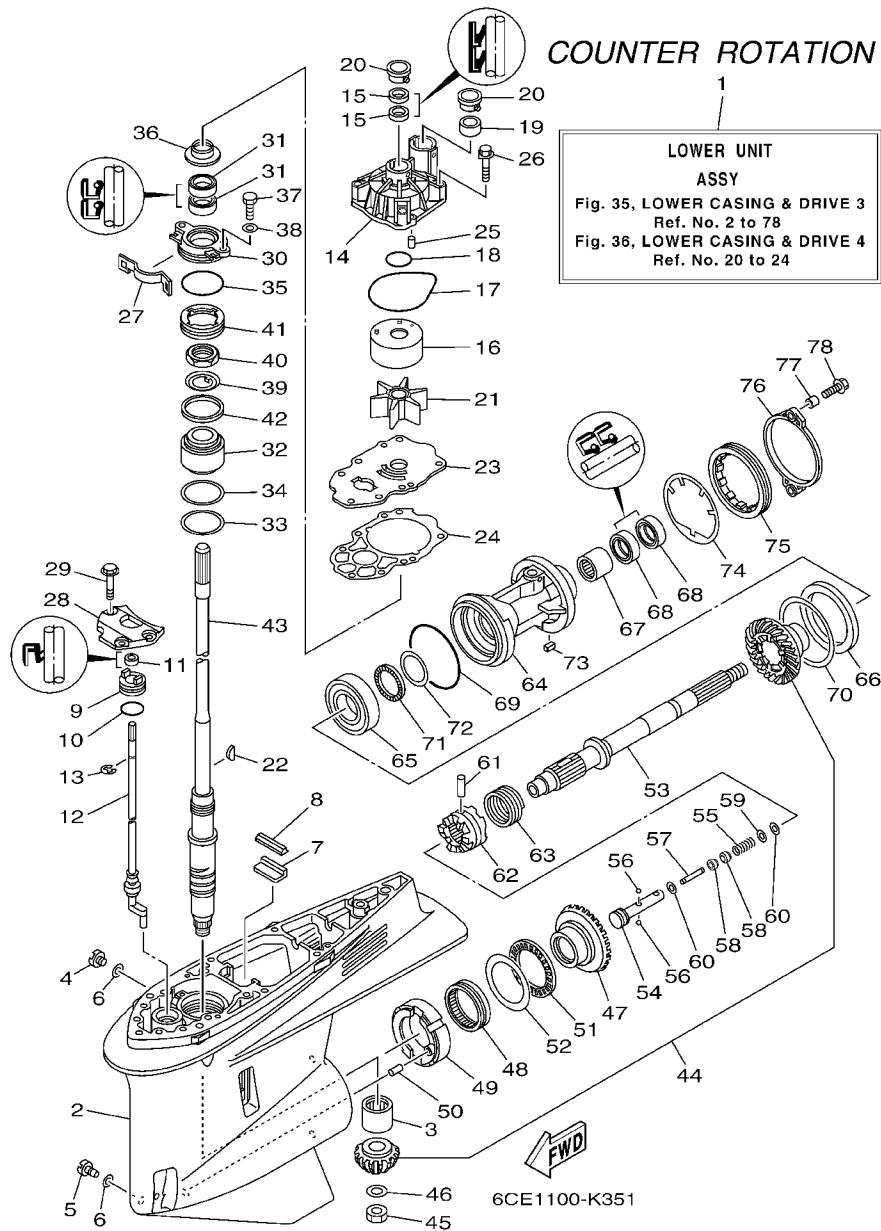


FIG. 35 LOWER CASING & DRIVE 3 IMPULSOR E INFERIOR 3

REF. NO.	PART NO. CODIGO Nº	DESCRIPTION DESCRIPCION	6CET	6CF1	REMARKS OBSERVACIONES
27	6AW-45723-00	PLATE, SEAL PLACA DE SELLO		1	
28	6CB-44312-00	COVER, WATER PUMP HOUSING CUBIERTA CAJA BOMBA DE AGUA		1	
29	90119-08M32	BOLT, WITH WASHER TORNILLO CON ARANDELA		3	
30	6CE-45335-00-9S	HOUSING, OIL SEAL CAJA DEL SELLO DE ACEITE		1	
31	93101-28M16	OIL SEAL SELLO ACEITE		2	
32	93399-99966	BEARING COJINETE		1	
33	90201-62008	WASHER, PLATE ARANDELA PLANA		1	
34	6CE-45587-00	SHIM (T:0.10MM) LAINA (T:0.10MM)		1	UR
	6CE-45587-10	SHIM (T:0.12MM) LAINA (T:0.12MM)		1	UR
	6CE-45587-20	SHIM (T:0.15MM) LAINA (T:0.15MM)		1	UR
	6CE-45587-30	SHIM (T:0.18MM) LAINA (T:0.18MM)		1	UR
	6CE-45587-40	SHIM (T:0.30MM) LAINA (T:0.30MM)		1	UR
	6CE-45587-50	SHIM (T:0.40MM) LAINA (T:0.40MM)		1	UR
	6CE-45587-60	SHIM (T:0.50MM) LAINA (T:0.50MM)		1	UR
35	93210-64488	O-RING ANILLO O		1	
36	6AW-45344-00	COVER, OIL SEAL CUBIERTA SELLO ACEITE		1	
37	97095-08020	BOLT PERNO		2	
38	92995-08600	WASHER ARANDELA		2	
39	90214-30003	WASHER, CLAW ARANDELA DE POSICION		1	
40	90170-30M18	NUT TUERCA		1	
41	6CE-45244-00	NUT TUERCA		1	
42	6CE-45539-00	SPACER 2 ESPACIADOR 2		1	
43	6CE-45501-00	DRIVE SHAFT COMP. EJE DE MANDO COMPL.		1	X(25.3")
	6CE-45501-10	DRIVE SHAFT COMP. EJE DE MANDO COMPL.		1	U(30.3")
					U(30.3")
44	6CF-45550-00	GEAR SET JUEGO DE ENGRANE		1	
45	90170-16M19	NUT TUERCA		1	
46	90201-16M00	WASHER, PLATE ARANDELA PLANA		1	

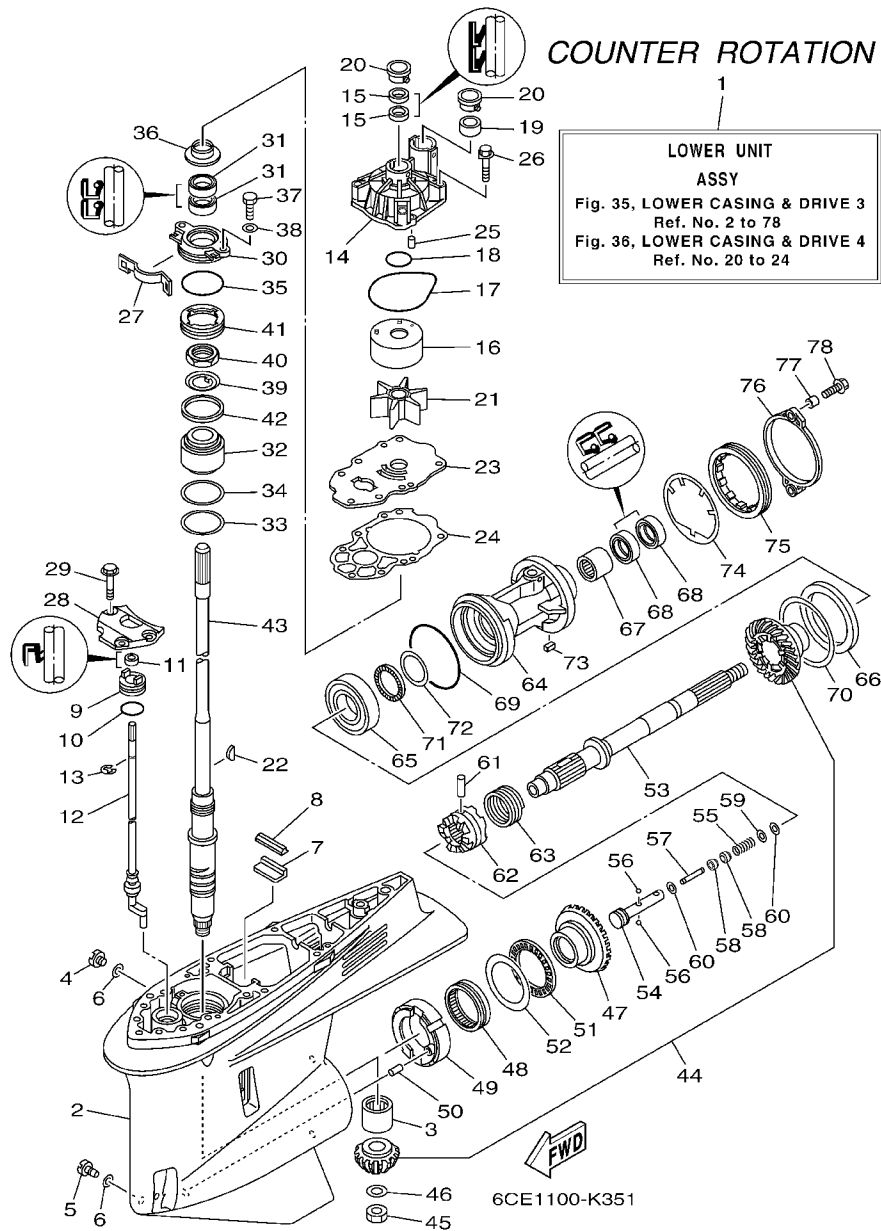


FIG. 35 LOWER CASING & DRIVE 3 IMPULSOR E INFERIOR 3

REF. NO.	PART NO. CODIGO Nº	DESCRIPTION DESCRIPCION	6CET	6CF1	REMARKS OBSERVACIONES
47	6CF-45560-00	GEAR 1 (21T) ENGRANAJE 1 (21T)		1	
48	93311-85894	BEARING COJINETE DE RODILLOS		1	
49	6CB-45824-00	ADAPTER ADAPTADOR		1	
50	93608-16M16	PIN, DOWEL PASADOR DE CLAVIJA		1	
51	93340-67011	BEARING COJINETES CON RODAMIENTOS		1	
52	6CB-45567-00	SHIM (T:2.00MM) LAINA (T:2.00MM)		1	UR
	6CB-45567-10	SHIM (T:2.03MM) LAINA (T:2.03MM)		1	UR
	6CB-45567-20	SHIM (T:2.06MM) LAINA (T:2.06MM)		1	UR
	6CB-45567-30	SHIM (T:2.09MM) LAINA (T:2.09MM)		1	UR
	6CB-45567-40	SHIM (T:2.12MM) LAINA (T:2.12MM)		1	UR
	6CB-45567-50	SHIM (T:2.15MM) LAINA (T:2.15MM)		1	UR
53	6CF-45611-00	SHAFT, PROPELLER EJE PROPUSOR		1	
54	6CB-45634-00	SLIDE, SHIFT DESILIZADOR, CAMBIO		1	
55	90501-10M77	SPRING, COMPRESSION RESORTE DE COMPRESION		1	
56	93501-04011	BALL BOLA		2	
57	6H1-45668-00	SHAFT, FREE 1 EJE 1		1	
58	61A-45635-00	PLUNGER, SHIFT EMBOLO DE CAMBIO		2	
59	90201-02M00	WASHER, PLATE ARANDELA PLANA		1	
60	90183-02M03	NUT, SPRING TUERCA DE RESORTE		2	
61	90250-08M07	PIN, STRAIGHT PASADOR CILINDRICO		1	
62	6CE-45631-00	CLUTCH, DOG EMBRAGUE DE GARRA		1	
63	6E5-45633-01	RING, CROSS PIN ANILLO DE PASADOR		1	
64	6CF-45332-00-CA	HOUSING, BEARING CAJA BALERO 2		1	
65	93332-00048	BEARING COJINETE		1	
66	6CF-45576-00	WASHER, THRUST 2 ARANDELA DE EMPUJE AXIAL 2		1	
67	93315-43061	BEARING COJINETE DE RODILLOS		1	
68	93101-30M17	OIL SEAL SELLO ACEITE		2	

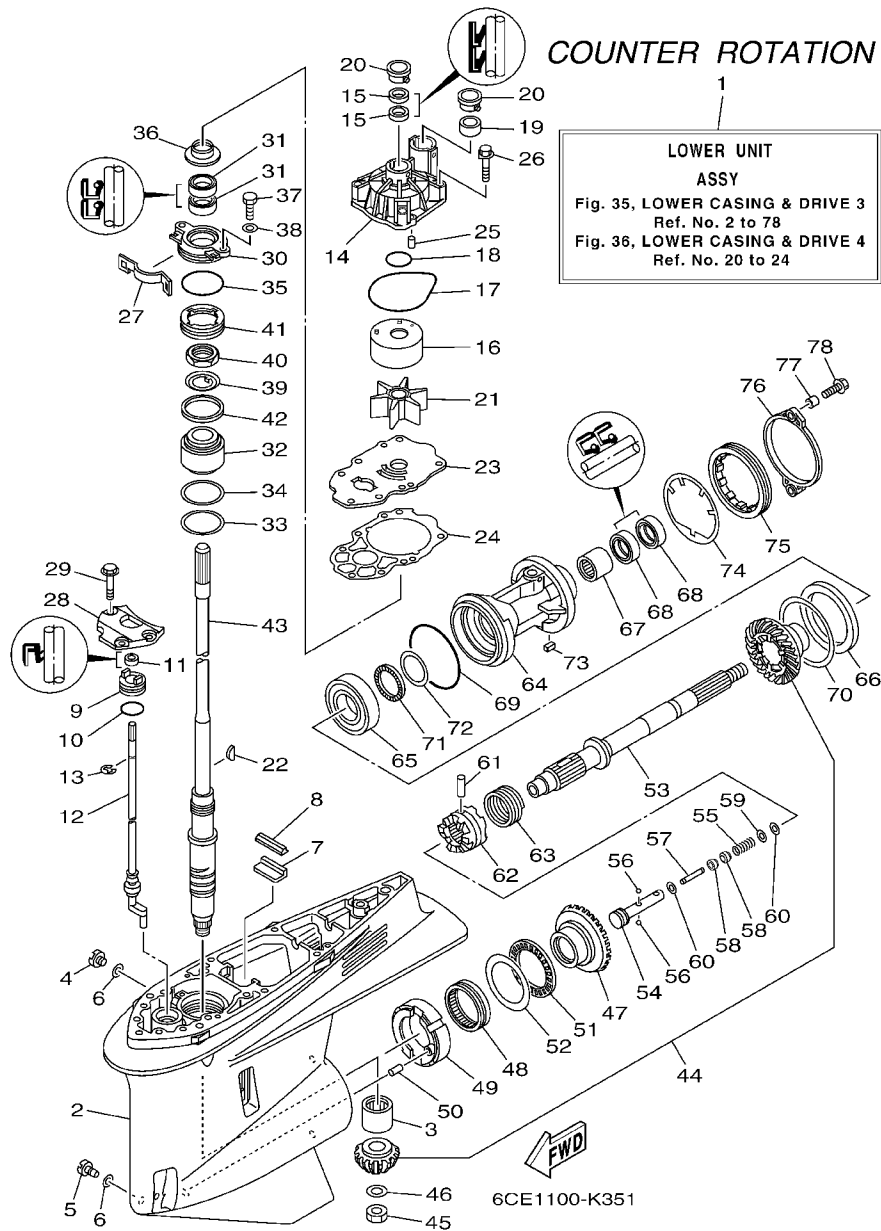


FIG. 35 LOWER CASING & DRIVE 3 IMPULSOR E INFERIOR 3

REF. NO.	PART NO. CODIGO Nº	DESCRIPTION DESCRIPCION	6CET	6CFI	REMARKS OBSERVACIONES
69	93211-02001	O-RING ANILLO O		1	
70	6CB-45577-00	SHIM (T:0.10MM) LAINA (T:0.10MM)		1	UR
	6CB-45577-10	SHIM (T:0.12MM) LAINA (T:0.12MM)		1	UR
	6CB-45577-20	SHIM (T:0.15MM) LAINA (T:0.15MM)		1	UR
	6CB-45577-30	SHIM (T:0.18MM) LAINA (T:0.18MM)		1	UR
	6CB-45577-40	SHIM (T:0.30MM) LAINA (T:0.30MM)		1	UR
	6CB-45577-50	SHIM (T:0.40MM) LAINA (T:0.40MM)		1	UR
	6CB-45577-60	SHIM (T:0.50MM) LAINA (T:0.50MM)		1	UR
71	93341-440U5	BEARING COJINETES CON RODAMIENTOS		1	
72	6K1-45578-01	SHIM (T:0.10MM) LAINA (T:0.10MM)		1	UR
	6K1-45578-10	SHIM (T:0.12MM) LAINA (T:0.12MM)		1	UR
	6K1-45578-20	SHIM (T:0.15MM) LAINA (T:0.15MM)		1	UR
	6K1-45578-30	SHIM (T:0.18MM) LAINA (T:0.18MM)		1	UR
	6K1-45578-40	SHIM (T:0.30MM) LAINA (T:0.30MM)		1	UR
	6K1-45578-50	SHIM (T:0.40MM) LAINA (T:0.40MM)		1	UR
	6K1-45578-60	SHIM (T:0.50MM) LAINA (T:0.50MM)		1	UR
73	90282-05008	KEY, STRAIGHT CHAVETA, RECTA		1	
74	6CB-45383-00	WASHER, CLAW ARANDELA DE UNA		1	
75	6CB-45384-00	NUT TUERCA		1	
76	6CE-45361-00	CAP, LOWER CASING FUNDA INFERIOR		1	
77	90387-08M31	COLLAR ESPACIADOR		2	
78	90105-08M61	BOLT, FLANGE TORNILLO		2	

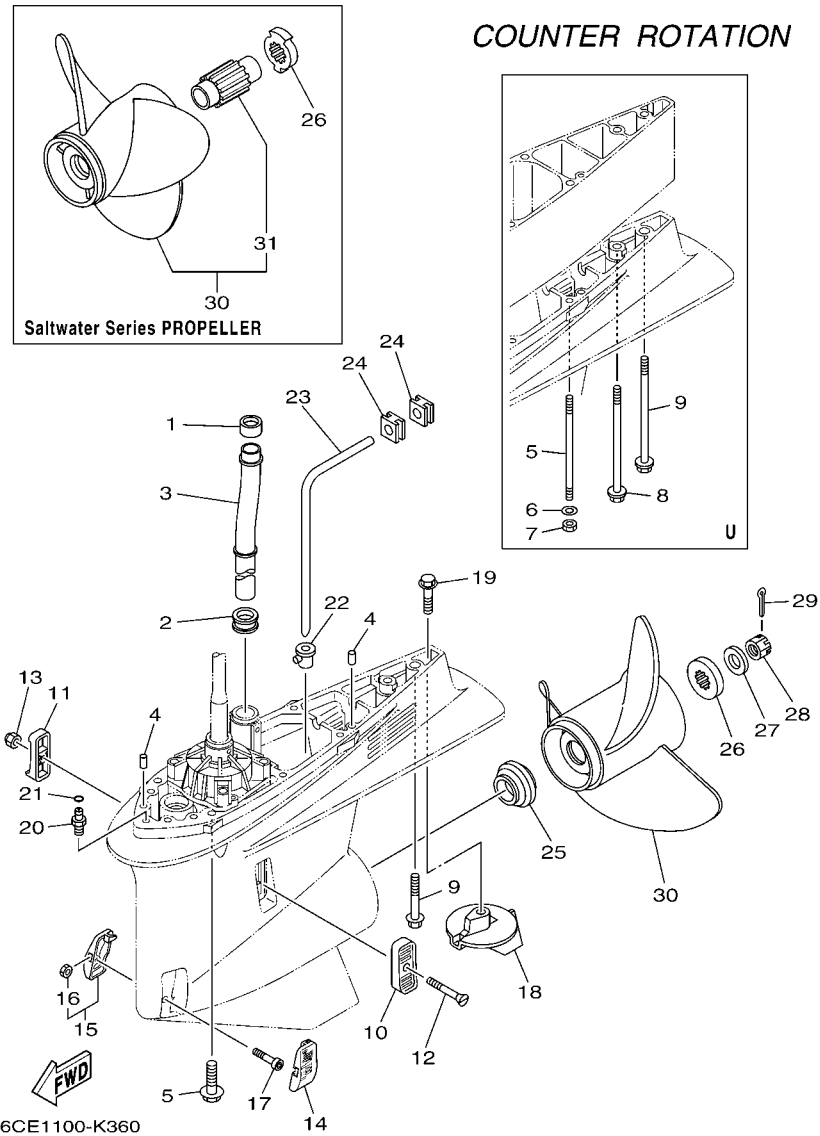
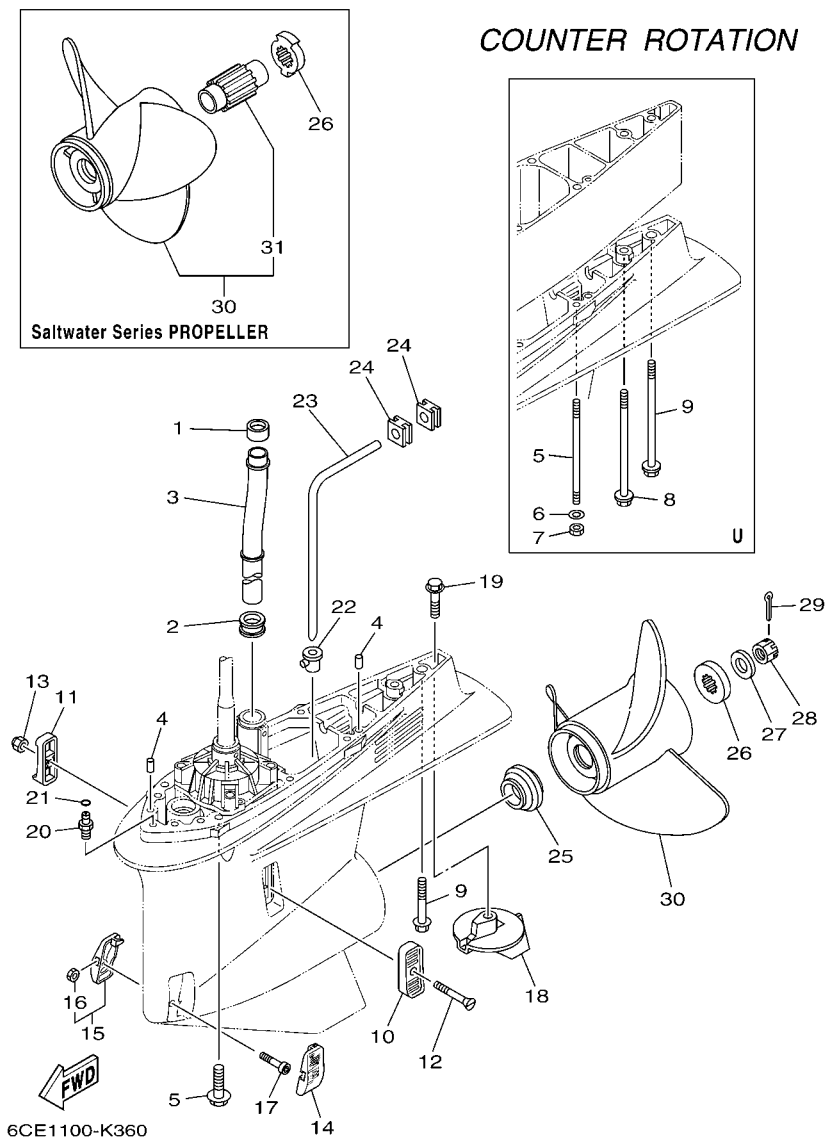


FIG. 36 LOWER CASING & DRIVE 4 IMPULSOR E INFERIOR 4

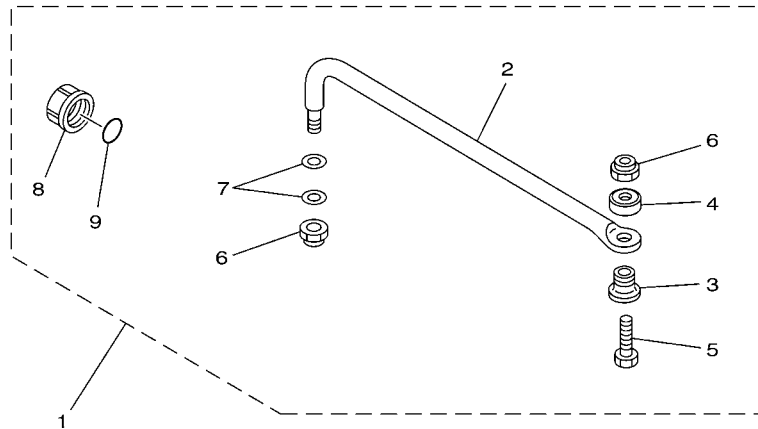
REF. NO.	PART NO. CODIGO Nº	DESCRIPTION DESCRIPCION	6CET	6CF1	REMARKS OBSERVACIONES
1	6AW-44365-00	DAMPER, WATER SEAL 1 HULE DE SELLO DE AGUA 1		1	
2	6AW-44366-00	DAMPER, WATER SEAL 2 GOMA DEL SELLO DE AGUA 2		1	
3	6CE-44361-00	TUBE, WATER 1 TUBO DE AGUA 1		1	X(25.3") X(25.3")
	6CE-44361-10	TUBE, WATER 1 TUBO DE AGUA 1		1	U(30.3") U(30.3")
4	93608-16M16	PIN, DOWEL PASADOR DE CLAVIJA		2	
5	90119-10038	BOLT, WITH WASHER TORNILLO CON ARANDELA		7	X(25.3") X(25.3")
	90116-10041	BOLT, STUD ESPARRAGO		6	U(30.3") U(30.3")
6	90201-10048	WASHER, PLATE ARANDELA PLANA		6	U(30.3") U(30.3")
7	90170-10009	NUT TUERCA		6	U(30.3") U(30.3")
8	90119-10009	BOLT, WITH WASHER TORNILLO CON ARANDELA		1	U(30.3") U(30.3")
9	97575-10570	BOLT, WITH WASHER PERNO CON ARANDELA		1	X(25.3") X(25.3")
	90119-10008	BOLT, WITH WASHER TORNILLO CON ARANDELA		1	U(30.3") U(30.3")
10	6P2-45214-00	COVER, WATER INLET 1 CUBIERTA ENTRADA AGUA 1		1	
11	6P2-45215-00	COVER, WATER INLET 2 CUBIERTA ENTRADA AGUA 2		1	
12	90152-05M08	SCREW, COUNTERSUNK TORNILLO EMBUTIDO		1	
13	90185-05002	NUT, NYLON TUERCA AUTOBLOCANTE		1	
14	6CE-45224-00	COVER, WATER INLET 3 CUBIERTA, ENTRADA AGUA 3		1	
15	6CE-45225-00	COVER, WATER INLET 4 CUBIERTA, ENTRADA AGUA 4		1	
16	90185-05002	.NUT, NYLON .TUERCA AUTOBLOCANTE		1	
17	90110-05039	BOLT, HEXAGON SOCKET HEAD TORNILLO ALLEN		1	
18	61A-45371-00	TAB-TRIM QUILLA ESTABILIZADOR		1	
19	90105-10M00	BOLT, FLANGE TORNILLO		1	
20	63P-45378-00	NIPPLE, HOSE NIPLE MANGUERA		1	
21	93210-07003	O-RING ANILLO O		1	
22	6D0-44367-00	DAMPER, WATER SEAL 3 GOMA DEL SELLO DE AGUA 3		1	
23	6D0-44362-01	TUBE, WATER 2 TUBO DE AGUA 2		1	
24	6D0-44366-00	DAMPER, WATER SEAL 2 GOMA DEL SELLO DE AGUA 2		2	

FIG. 36 LOWER CASING & DRIVE 4 IMPULSOR E INFERIOR 4



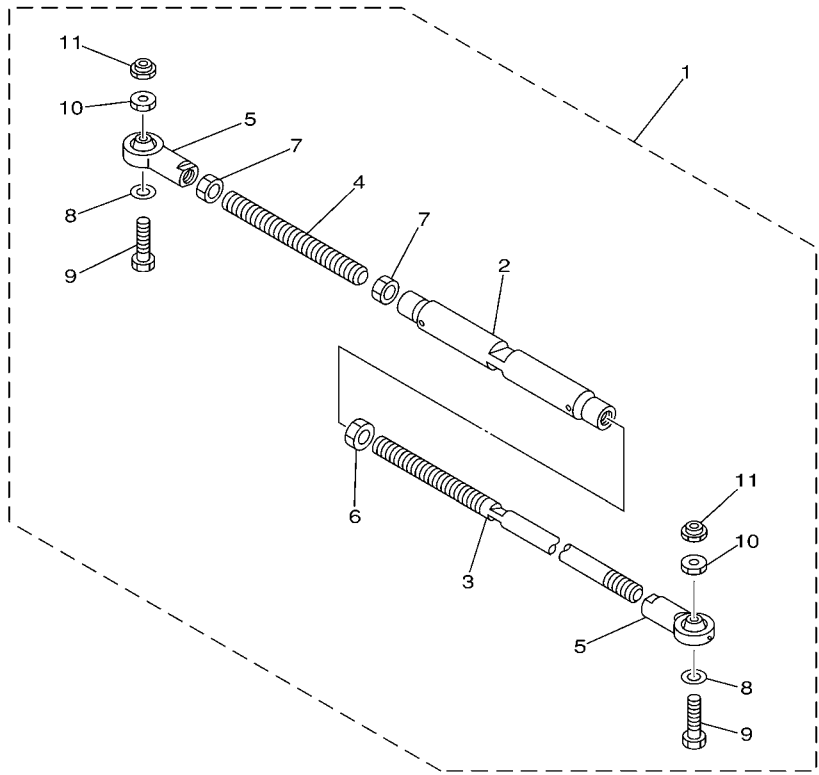
REF. NO.	PART NO. CODIGO Nº	DESCRIPTION DESCRIPCION	6CET	6CF1	REMARKS OBSERVACIONES
25	69J-45987-00	SPACER 1 ESPACIADOR 1		1	
26	688-45997-01	SPACER 2 ESPACIADOR 2		1	
	6CE-45997-00	SPACER 2 ESPACIADOR 2		1	FOR SWS PROP. FOR SWS PROP.
27	92990-18200	WASHER ARANDELA PLANA		1	
28	90171-18M04	NUT, CASTLE TUERCA ENTALLADA		1	
29	91490-40030	PIN, COTTER CHAVETA		1	
30	61B-45974-00-98	PROPELLER (3X14-1/2"X19"-TL) PROPELA (3X14-1/2"X19"-TL)		1	UR UR
	61B-45978-00-98	PROPELLER (3X15"X17"-TL) PROPELA (3X15"X17"-TL)		1	UR UR
	6CF-45930-00	PROPELLER (3X15-3/4"X13"-TL) PROPELA (3X15-3/4"X13"-TL)		1	UR SWS PROP. UR SWS PROP.
	6CF-45970-00	PROPELLER (3X15-1/4"X19"-TL) PROPELA (3X15-1/4"X19"-TL)		1	UR SWS PROP. UR SWS PROP.
	6CF-45972-00	PROPELLER (3X15"X21"-TL) PROPELA (3X15"X21"-TL)		1	UR SWS PROP. UR SWS PROP.
	6CF-45974-00	PROPELLER (3X14-3/4"X23"-TL) PROPELA (3X14-3/4"X23"-TL)		1	UR SWS PROP. UR SWS PROP.
	6CF-45976-00	PROPELLER (3X15-3/4"X15"-TL) PROPELA (3X15-3/4"X15"-TL)		1	UR SWS PROP. UR SWS PROP.
	6CF-45978-00	PROPELLER (3X15-1/2"X17"-TL) PROPELA (3X15-1/2"X17"-TL)		1	UR SWS PROP. UR SWS PROP.
	6CF-45B70-00	PROPELLER (4X15"X21"-TL) PROPELA (4X15"X21"-TL)		1	UR SWS SH4 PROP. UR SWS SH4 PROP.
	6CF-45B72-00	PROPELLER (4X15"X22"-TL) PROPELA (4X15"X22"-TL)		1	UR SWS SH4 PROP. UR SWS SH4 PROP.
	6CF-45B74-00	PROPELLER (4X15"X23"-TL) PROPELA (4X15"X23"-TL)		1	UR SWS SH4 PROP. UR SWS SH4 PROP.
31	6CE-45C81-00	.DAMPER RUBBER, PROPELLER 1 .AMORTIGUADOR PROPELA 1		1	FOR SWS PROP. FOR SWS PROP.

FIG. 37 STEERING GUIDE ATTACHMENT 1 ADITAMENTO GUIA DE GOBIERNO 1



REF. NO.	PART NO. CODIGO Nº	DESCRIPTION DESCRIPCION	6CET	6CF1		REMARKS OBSERVACIONES
1	6E5-61350-02	STEERING GUIDE ATTACHMENT KIT ESTUCHE ADITAMENTO GUIA DE TIM	1			AP AP
2	6E5-61351-01	.ROD, STEERING LINK .VARILLA ESLABON DIRECCION	1			
3	90387-10M61	.COLLAR .ESPACIADOR	1			
4	90560-12M01	.SPACER .SEPARADOR	1			
5	6E5-61355-00	.BOLT .TORNILLO	1			
6	90185-09M01	.NUT, SELF-LOCKING .TUERCA AUTOBLOCANTE	2			
7	90201-10M20	.WASHER, PLATE .ARANDELA PLANA	2			
8	6E5-43145-01	.CAP, CLAMP BRACKET .TAPA	1			
9	93210-16275	.O-RING .ANILLO O	1			

67H0100-9290



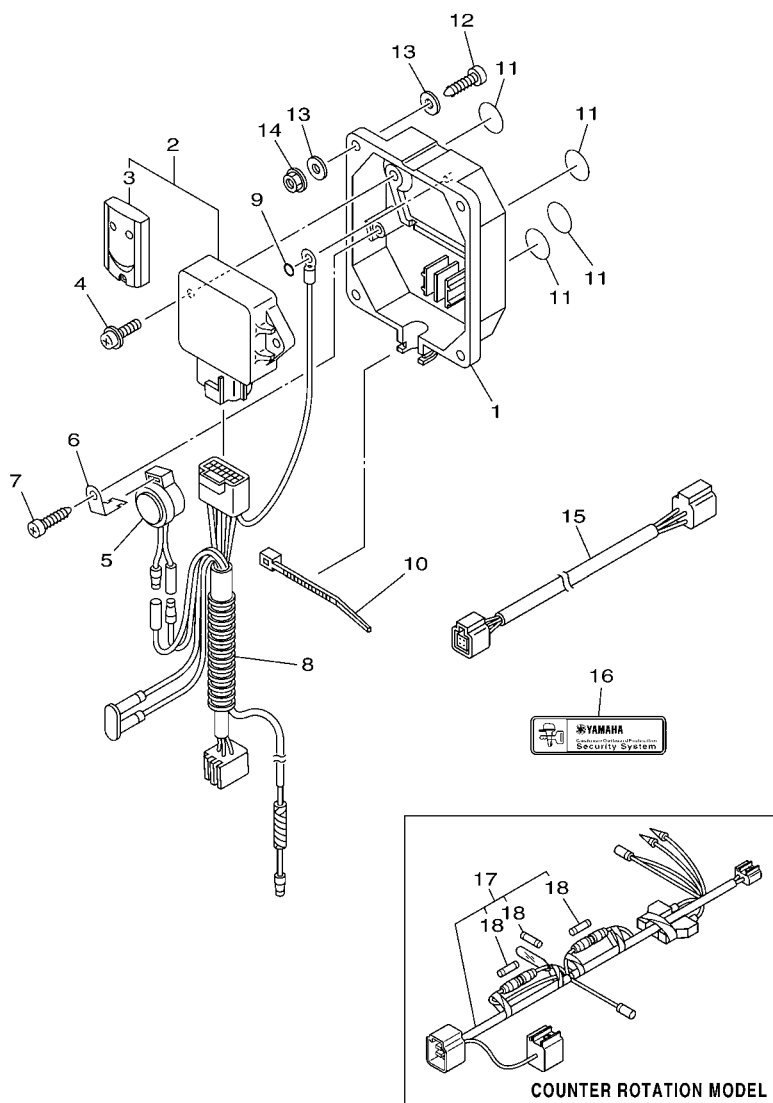
67H0100-0300

FIG. 38 STEERING GUIDE ATTACHMENT 2 ADITAMENTO GUIA DE GOBIERNO 2

REF. NO.	PART NO. CODIGO Nº	DESCRIPTION DESCRIPCION	6CET	6CF1	REMARKS OBSERVACIONES
1	6E5-61301-01	TWIN KIT (L:600-800MM) KIT ADITAMENTO (L:600-800MM)		1	AP AP
2	6E5-61313-00	.ADJUSTER .AJUSTADOR		1	
3	6E5-61311-11	.TIE BAR .BARRA SEPARADORA		1	
4	6E5-61315-00	.TIE BAR .ROTOR DE BOMBA AGUA		1	
5	6E5-61303-00	.STEERING AXLE COMP. .OJO-DIRECCION COMPL.		2	
6	90170-14M06	.NUT .TUERCA		1	
7	95380-14700	.NUT .TUERCA		2	
8	90201-10M76	.WASHER, PLATE .ARANDELA PLANA		2	
9	90101-09M70	.BOLT .TORNILLO		2	
10	90170-09M05	.NUT .TUERCA		2	
11	90185-09M01	.NUT, SELF-LOCKING .TUERCA AUTOBLOCANTE		2	

FIG. 39 OPTIONAL PARTS

PARTES OPCIONALES

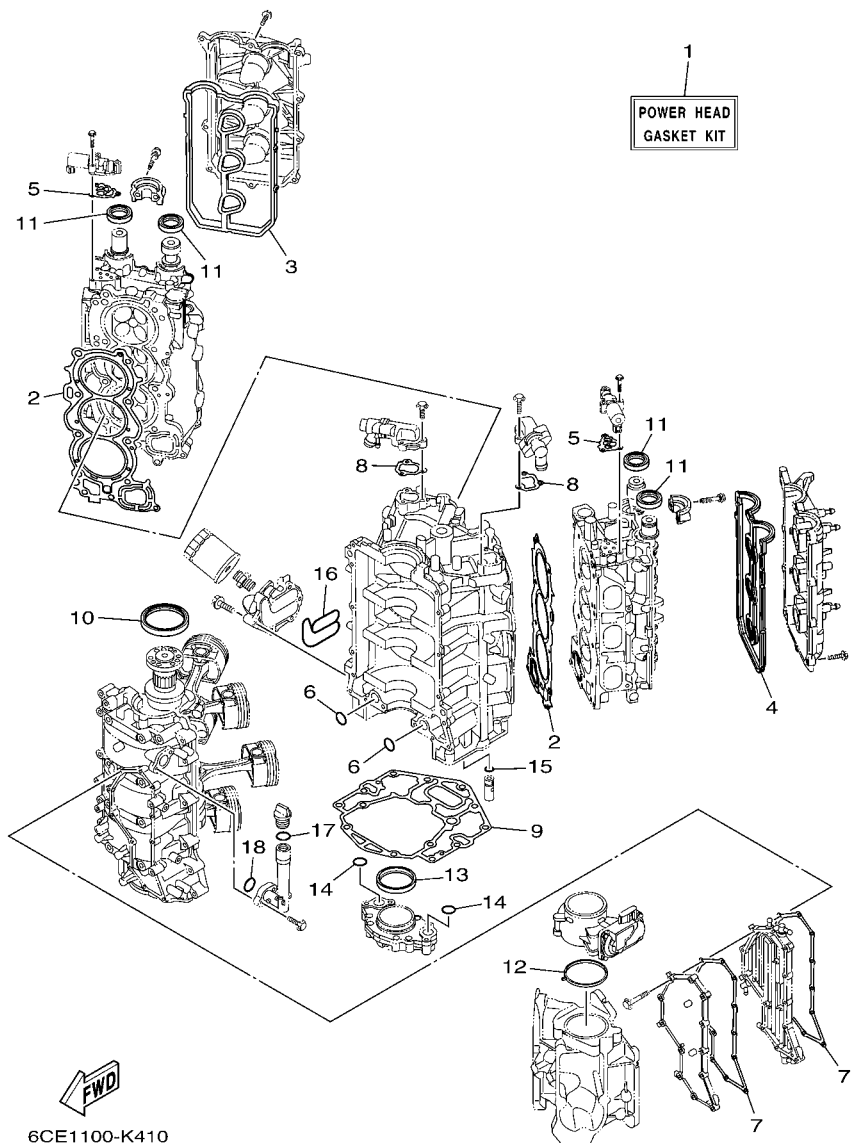


6CE1100-K400

REF. NO.	PART NO. CODIGO Nº	DESCRIPTION DESCRIPCION	6CE1	6CF1	REMARKS OBSERVACIONES
1	6Y8-86267-00	CASE COMPLETE 1 CAJA COMPLETA 1	1		FOR CAR ONLY FOR CAR ONLY
2	6Y8-86260-10	REMOTE CONTROL UNIT ASSY UNIDAD DE CONTROL REMOTO COMPL	1		FOR CAR ONLY FOR CAR ONLY
3	6AA-86261-20	.TRANSMITTER COMP .TRANSMISOR	2		
4	97980-06216	SCREW, WITH WASHER TORNILLO, CON ARANDELA	2		FOR CAR ONLY FOR CAR ONLY
5	6X4-83383-00	BUZZER ZUMBADOR	1		FOR CAR ONLY FOR CAR ONLY
6	6X4-83386-00	STAY, BUZZER TIRANTE DE ZUMBADOR	1		FOR CAR ONLY FOR CAR ONLY
7	97780-60620	SCREW, TAPPING TORNILLO DE CABEZA DE CONO ACH	1		FOR CAR ONLY FOR CAR ONLY
8	6Y8-82509-10	WIRE, SUB LEAD CABLE SUBCONDUCTOR	1		FOR CAR ONLY FOR CAR ONLY
9	93210-04279	O-RING ANILLO O	1		FOR CAR ONLY FOR CAR ONLY
10	90465-11M10	CLAMP BRIDA	1		FOR CAR ONLY FOR CAR ONLY
11	6Y8-8454G-00	PATCH 1 PARCHE 1	4		FOR CAR ONLY FOR CAR ONLY
12	90167-06M00	SCREW, TAPPING TORNILLO DE ROSCA HEMBRA	4		UR FOR CAR ONLY UR FOR CAR ONLY
	97880-06035	SCREW, PAN HEAD TORNILLO DE CABEZA CON PLANA	4		UR FOR CAR ONLY UR FOR CAR ONLY
13	90201-06M30	WASHER, PLATE ARANDELA PLANA	8		FOR CAR ONLY FOR CAR ONLY
14	95780-06300	NUT, FLANGE TUERCA	4		FOR CAR ONLY FOR CAR ONLY
15	6Y8-82521-11	2FT PIGTAIL BUS CABLE CONDUCTOR	1		FOR CAR ONLY FOR CAR ONLY
16	6Y8-48277-00	STICKER 1 ETIQUETTE 1	4		FOR CAR ONLY FOR CAR ONLY
17	6Y8-81315-00	LEAD WIRE ASSY CABLE CONDUCTOR COMPLETO		1	FOR CAR ONLY FOR CAR ONLY
18	6TA-82151-00	.FUSE(5A) .FUSIBLE (5A)		3	

FIG. 40 REPAIR KIT 1

ESTUCHE REPARATION 1

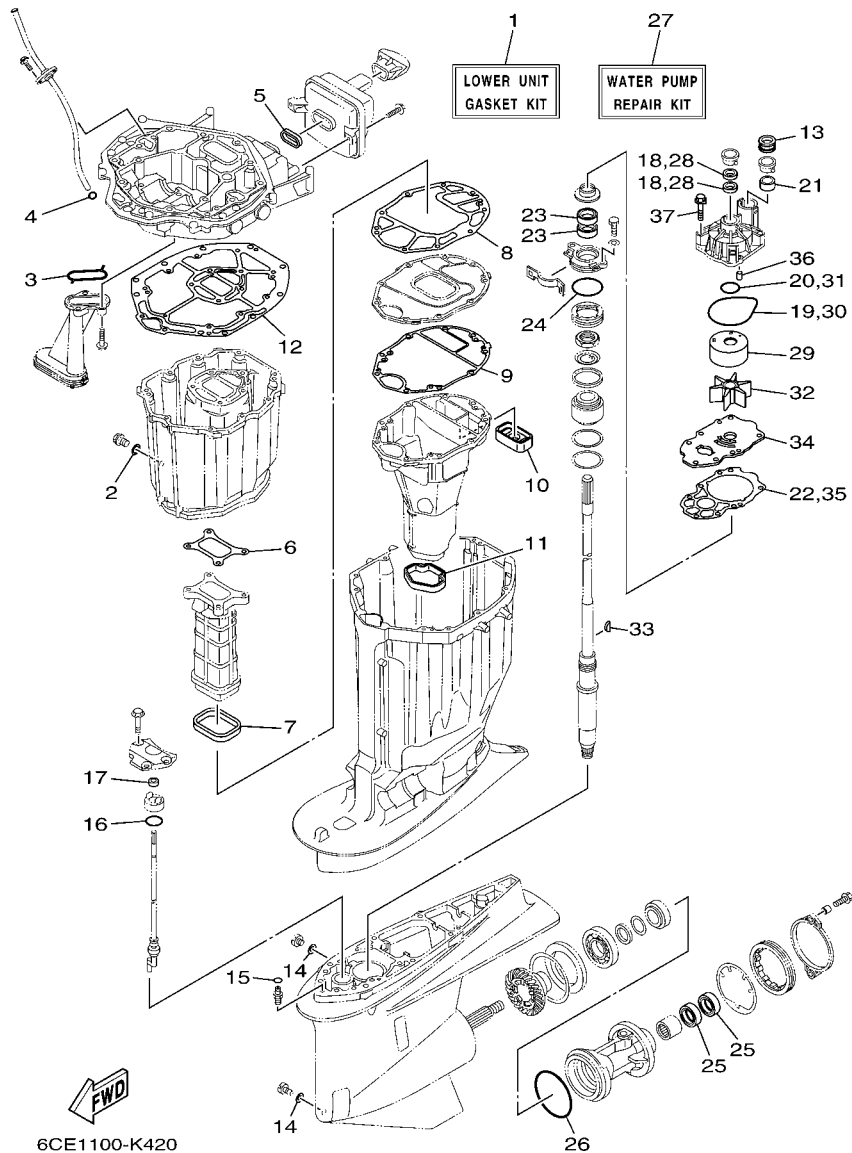


6CE1100-K410

REF. NO.	PART NO. CODIGO Nº	DESCRIPTION DESCRIPCION	6CET	6CFI	REMARKS OBSERVACIONES
1	6CB-W0001-00	POWER HEAD GASKET KIT JUEGO DE EMPAQUE DE MOTOR	1	1	
2	6CB-11181-00	.GASKET, CYLINDER HEAD 1 .JUNTA, DE CULATA 1	2	2	
3	6CB-11193-00	.GASKET, HEAD COVER 1 .EMPAQUE	1	1	
4	6CB-11194-00	.GASKET, HEAD COVER 2 .EMPAQUE DE TAPA DE CULATA 2	1	1	
5	6CB-1242F-00	.GASKET, FILTER .EMPAQUE DE FILTRO	2	2	
6	93210-26658	.O-RING .ANILLO O	2	2	
7	6CB-15451-00	.GASKET, CRANKCASE COVER 1 .EMPAQ DE CUBIERTA DE CARTER	2	2	
8	6CB-12427-00	.GASKET, HOUSING COVER 1 .EMPAQUE DE TAPA	2	2	
9	6CB-11351-00	.GASKET, CYLINDER .JUNTA, DE CILINDRO	1	1	
10	93102-85008	.OIL SEAL .SELLO ACEITE	1	1	
11	93102-38008	.OIL SEAL .SELLO ACEITE	4	4	
12	6CB-13556-00	.GASKET, MANIFOLD .EMPAQUE	1	1	
13	6CB-11355-00	.SEAL, CYLINDER 1 .RETEN ACEITE CILINDRO 1	1	1	
14	93210-26658	.O-RING .ANILLO O	2	2	
15	6CB-13473-00	.O-RING .ANILLO O	1	1	
16	6CB-13477-00	.GASKET .EMPAQUE	1	1	
17	93210-24M79	.O-RING .ANILLO O	1	1	
18	93210-27370	.O-RING .ANILLO O	1	1	

FIG. 41 REPAIR KIT 2

ESTUCHE REPARACION 2



REF. NO.	PART NO. CODIGO Nº	DESCRIPTION DESCRIPCION	6CET	6CFI	REMARKS OBSERVACIONES
1	6CE-W0001-20	LOWER UNIT GASKET KIT JUEGO DE EMPAQUE UNIDAD INFER.	1	1	
2	90430-14M09	.GASKET .JUNTA	1	1	
3	6AW-13415-00	.SEAL, OIL STRAINER .SELLO COLADOR ACEITE	1	1	
4	93210-19MJ3	.O-RING .ANILLO O	1	1	
5	6CB-14755-00	.GASKET, SILENCER .EMPAQUE DE SILENCIADOR	1	1	
6	6CB-41134-00	.GASKET, EXHAUST MANIFOLD .EMPAQUE	1	1	
7	6CB-41138-00	.SEAL, EXT. 1 .SELLO, ESCAPE 1	1	1	
8	6CB-41135-00	.GASKET, EXHAUST MANIFOLD .EMPAQUE	1	1	
9	6CE-41136-00	.GASKET, EXHAUST MANIFOLD 4 .EMPAQUE	1	1	
10	6CE-45127-00	.SEAL .SELLO DE GOMA	1	1	
11	6CE-45123-00	.GASKET, MUFFLER .EMPAQUE SILENCIADOR	1	1	
12	6CB-45113-00	.GASKET, UPPER CASING .EMPAQUE	1	1	
13	6AW-44366-00	.DAMPER, WATER SEAL 2 .GOMA DEL SELLO DE AGUA 2	1	1	
14	90430-08020	.GASKET .JUNTA	2	2	
15	93210-07003	.O-RING .ANILLO O	1	1	
16	93210-33M49	.O-RING .ANILLO O	1	1	
17	93106-09014	.OIL SEAL .SELLO ACEITE	1	1	
18	93104-22M07	.OIL SEAL .SELLO ACEITE	2	2	
19	93210-94003	.O-RING .ANILLO O	1	1	
20	93210-37160	.O-RING .ANILLO O	1	1	
21	6AW-44365-00	.DAMPER, WATER SEAL 1 .HULE DE SELLO DE AGUA 1	1	1	
22	6CE-44315-00	.GASKET, WATER PUMP .EMPAQUE	1	1	
23	93101-28M16	.OIL SEAL .SELLO ACEITE	2	2	
24	93210-64488	.O-RING .ANILLO O	1	1	
25	93101-30M17	.OIL SEAL .SELLO ACEITE	2	2	
26	93211-02001	.O-RING .ANILLO O	1	1	
27	6CE-W0078-00	WATER PUMP REPAIR KIT ESTUCHE REPARACION BOMBA AGUA	1	1	

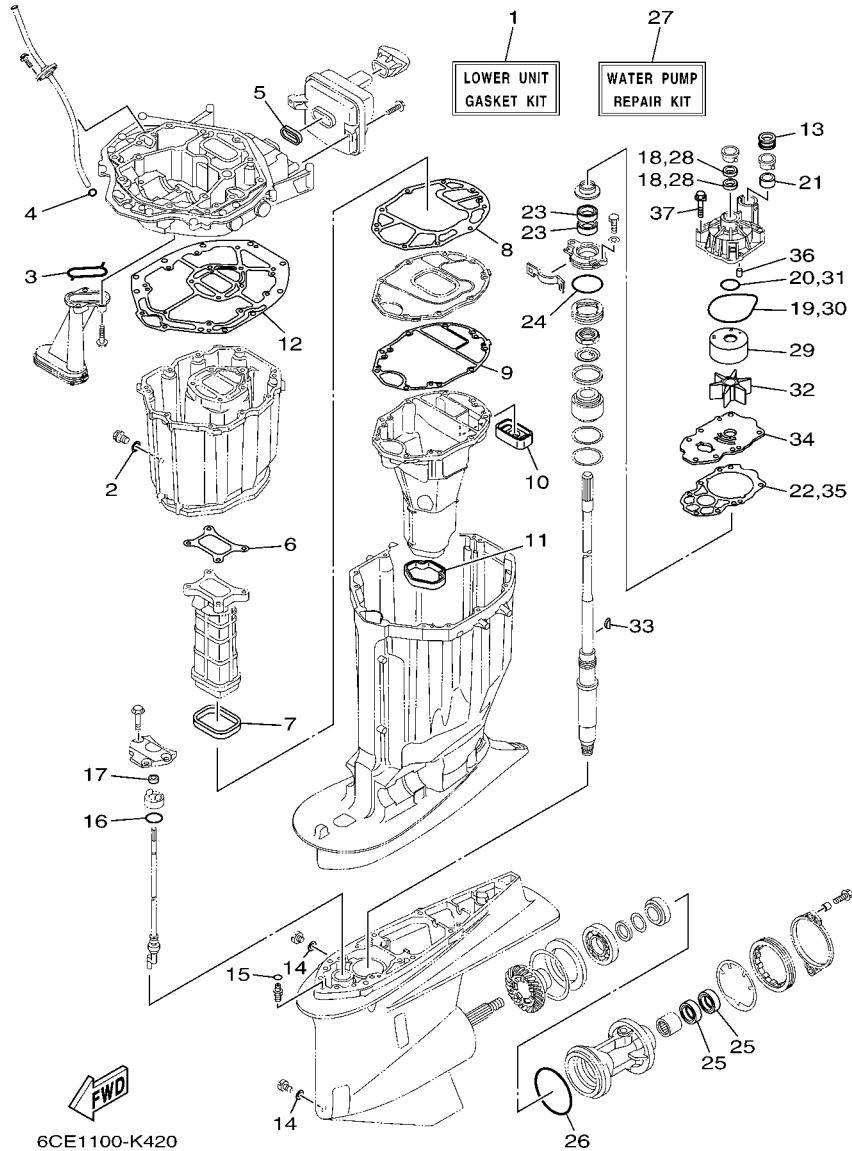


FIG. 41 REPAIR KIT 2

ESTUCHE REPARATION 2

REF. NO.	PART NO. CODIGO Nº	DESCRIPTION DESCRIPCION	6CET	6CFI		REMARKS OBSERVACIONES
28	93104-22M07	.OIL SEAL .SELLO ACEITE	2	2		
29	6AW-44322-00	.INSERT, CARTRIDGE .CARTUCHO	1	1		
30	93210-94003	.O-RING .ANILLO O	1	1		
31	93210-37160	.O-RING .ANILLO O	1	1		
32	6CE-44352-00	.IMPELLER .IMPULSOR	1	1		
33	90280-04002	.KEY, WOODRUFF .CUNA WOODRUFF	1	1		
34	6CE-44323-00	.OUTER PLATE, CARTRIDGE .PLACA EXTERIOR DEL CARTUCHO	1	1		
35	6CE-44315-00	.GASKET, WATER PUMP .EMPAQUE	1	1		
36	93606-12019	.PIN, DOWEL .PASADOR DE CLAVIJA	2	2		
37	90119-08M14	.BOLT, WITH WASHER .TORNILLO CON ARANDELA	4	4		

NUMERICAL INDEX
INDICE NUMERICO

PART NO. CODIGO N°	REF. NO.	PART NO. CODIGO N°	REF. NO.	PART NO. CODIGO N°	REF. NO.	PART NO. CODIGO N°	REF. NO.	PART NO. CODIGO N°	REF. NO.	PART NO. CODIGO N°	REF. NO.
6CE-11110-00-9S	4 - 2	6CB-11999-00	4 - 43	6CB-13411-00	32 - 6	69J-14137-00	13 - 3	6CB-2134V-00	4 - 40	6CB-41135-00	31 - 18
6CE-11120-00-9S	4 - 12	6CB-12111-00	7 - 1	6AW-13415-00	32 - 7	6CB-14146-00	12 - 10	69J-2134X-00	8 - 16		41 - 8
6S5-11133-10	4 - 3	6CB-12113-00	7 - 4		41 - 3	6P2-14149-00	13 - 2	6E5-21744-00	9 - 22	6CE-41136-00	31 - 20
	4 - 13	51Y-12119-00	7 - 7	67F-13434-20	1 - 24	6CB-14180-01	12 - 1	6CB-2416A-00	9 - 5		41 - 9
6CB-11181-00	4 - 25	6CB-12121-00	7 - 2	6CE-13437-60	16 - 16	6CB-14181-00	12 - 11	69J-24170-00	8 - 14	6CE-41137-00-CA	31 - 1
	40 - 2	6CB-12171-00	7 - 9	N26-13440-00	2 - 30	6CB-14182-00	12 - 2	69J-2419A-01	8 - 15	6CB-41138-00	31 - 17
6CB-11191-01	4 - 30	6CB-12172-00	7 - 13	6CE-13446-00-9S	2 - 32	6P2-14191-00	12 - 12	6CB-24217-00	12 - 7		41 - 7
6CB-11192-01	4 - 34	6CB-12181-00	7 - 11	6CB-13473-00	32 - 17	6CB-14216-00	12 - 6	60E-24300-01	13 - 9	6CB-42134-00	1 - 14
6CB-11193-00	4 - 31	6CB-12182-00	7 - 15		40 - 15	6CB-14239-00	12 - 13	6Y2-24307-50	15 - 1	6AW-42169-00	24 - 15
	40 - 3	6CE-12411-00	2 - 16	6CE-13475-00	2 - 35	6P2-14386-00	12 - 33	6CB-24313-00	14 - 18	6CE-42195-00	26 - 6
6CB-11194-00	4 - 35	67F-12412-00	2 - 17	6CB-13477-00	2 - 34	6AW-1441J-00	8 - 11	6CB-24314-00	14 - 2	6BG-42384-00	24 - 2
	40 - 4	6CE-12413-00-9S	2 - 19		40 - 16	6CB-14429-00	12 - 15	6CB-24315-00	24 - 13	6CE-42510-00-8D	28 - 6
67F-11301-00	4 - 19	6CB-12413-01	2 - 18	6CB-13490-00	32 - 16	63P-14435-00	20 - 31	6CB-24317-00	13 - 6	6CE-42610-00	1 - 1
68T-11325-00	2 - 26	6CB-12422-01	2 - 20	6CB-13532-00	9 - 2	6CB-14440-00	8 - 9	6CB-24323-00	13 - 7	6CE-42613-00	1 - 2
63P-11325-01	2 - 14	6CB-12427-00	2 - 21	6CB-13533-00	9 - 1	6CB-1447B-00	12 - 29	6CB-24324-00	13 - 5	6CB-42615-00	23 - 5
67F-11325-01	4 - 20		40 - 8	6CB-13545-00	9 - 16	6CB-14546-00	12 - 21	6E5-24351-51	14 - 3	6BG-42617-00	20 - 8
63P-11325-11	31 - 2	6CB-1242F-00	5 - 2	6CB-13546-00	9 - 20	6CB-14564-00	12 - 9		15 - 3	6CB-42617-00	20 - 9
67F-11328-00	4 - 21		40 - 5	6CB-13547-00	9 - 21	63P-14567-00	12 - 32	6AW-24360-00	15 - 6	6CB-42628-00	1 - 17
6AW-1132N-01	2 - 28	6CB-1243E-00	6 - 8	6CB-13548-00	9 - 23	6CB-1469M-00	12 - 24	6Y2-24360-60	15 - 5	6CB-42629-00	20 - 10
6AW-1132P-00	2 - 24	6CE-1244G-00	6 - 5	6CB-13556-00	10 - 3	6CE-14711-00-9S	31 - 21	6CE-24376-00	17 - 24	6CE-42635-00	1 - 4
6CB-11351-00	2 - 23	6CE-1244H-00	6 - 7		40 - 12	6CB-14750-00	31 - 10	6CB-24376-00	9 - 27	6CB-42643-00	24 - 29
	40 - 9	6CE-12481-00	17 - 21	68V-13577-00	13 - 4	6CB-14755-00	31 - 12	6AW-24377-00	14 - 4	6CB-42644-00	24 - 30
6CB-11355-00	32 - 13	6CE-12482-00	9 - 8	6CB-13577-00	11 - 4		41 - 5	6CE-24377-00	17 - 17	6CB-42647-00	1 - 7
	40 - 13	6CB-12483-00	9 - 24		11 - 8	6CB-1475A-00	9 - 25	688-24378-00	9 - 19	6CB-42662-00	4 - 44
6CB-1135A-00	5 - 6	6CE-12483-00	17 - 18	6BM-13593-00	12 - 17	6CB-1475F-00	9 - 26	6CE-24378-00	6 - 6	6AW-42663-00	1 - 13
6CB-11410-00	3 - 1	6CB-12484-00	9 - 9	69J-13631-00	32 - 12	6CB-1475G-00	9 - 29	6E5-24378-00	13 - 8	6CE-42677-00	1 - 20
6CB-11416-00	3 - 5	6CE-12484-00	17 - 25	6CE-13641-00	8 - 5	6CE-14872-00	17 - 22	6CB-24410-00	12 - 22	6CE-42678-00	1 - 18
6CB-11416-10	3 - 5	6CE-12485-00	17 - 23	6CB-13645-00	8 - 6	6CB-14984-00	12 - 27	6CB-24452-00	12 - 14	6CE-42681-00	1 - 21
6CB-11416-20	3 - 5	6CE-1248A-00	17 - 16	6CB-13646-00	8 - 7	6CB-14985-00	12 - 20	4SV-24453-00	12 - 34	6CE-42682-00	1 - 22
6CB-11416-30	3 - 5	6AW-12572-00	24 - 18	6CB-13711-00	10 - 2	6CB-14989-00	9 - 28	6CB-24460-00	12 - 4	6AW-42697-10	1 - 23
6CB-11416-40	3 - 5	6CE-12576-00	6 - 1	69J-13716-00	12 - 16	6CE-15100-00	2 - 2	6AW-24461-00	13 - 1	6CB-42711-01-8D	23 - 1
6CB-11417-00	3 - 6	6R3-12581-00	24 - 19	6CB-13751-00	10 - 1	6AW-15142-00	4 - 38	6P3-24469-00	14 - 10	6CB-42716-00	23 - 6
6CB-11417-10	3 - 6	6AW-12582-00	24 - 20	6AW-13761-00	11 - 2	6CB-15142-00	5 - 8	6CB-24491-00	12 - 26	69J-42717-00	24 - 11
6CB-11417-20	3 - 6	6R3-12583-00	24 - 21		11 - 6	6CB-15187-00	2 - 5	6CB-24492-00	12 - 23	6D0-42717-00	23 - 22
6CB-11417-30	3 - 6	6P2-12615-00	7 - 25	6CB-13781-00	12 - 30	6CB-15311-00-CA	32 - 1	6CB-24501-00	12 - 3	69J-42723-00-8D	20 - 25
6CB-11417-40	3 - 6	6P2-12623-00	7 - 20	6CB-13782-00	9 - 14	6BB-15316-00	31 - 30	6P3-24519-00	14 - 9	6E5-42724-00	31 - 9
6CB-11426-00	3 - 7		7 - 23	6CB-13784-00	12 - 31	6CB-15319-00	2 - 41	6P3-24560-20	14 - 7	6CE-42725-00	23 - 2
6CB-11478-00	3 - 2	6CB-12645-00	7 - 19	6CE-13881-00-9S	2 - 33	6CB-15362-00	32 - 18	6P3-24562-20	14 - 8	6H4-42726-00	24 - 4
6CB-11567-00	7 - 17	6CB-1264A-00	7 - 22	6CB-13898-00	10 - 9	6G8-15363-00	2 - 39	6P3-24563-00	14 - 12	6H1-42726-21	24 - 1
6CB-11590-00	7 - 28	6P2-12663-00	7 - 21	6CB-13898-10	10 - 10	6CB-15373-00	8 - 8	6P3-24564-00	14 - 11	61A-42727-00	24 - 5
6CB-11603-00	3 - 11		7 - 24	6CB-13906-00	12 - 8	6CB-15377-00	32 - 19	6CB-24566-00	14 - 13	64G-42727-00	24 - 6
6CE-11631-00	3 - 10	6CB-13016-00	12 - 5	6CB-13907-00	12 - 18	6CE-15411-00-9S	2 - 9	6CB-24592-00	12 - 25	6CE-42733-00	24 - 7
6CB-11633-00	3 - 12	6AW-13119-00	32 - 11	6CB-13915-00	12 - 19	6CE-15421-00-9S	2 - 10	6CB-24596-01	14 - 20	6CE-42734-00	24 - 8
6CB-11654-00	3 - 9	6CB-13132-00	12 - 28	6CB-13971-01	13 - 10	6CB-15451-00	2 - 12	69J-28100-01	14 - 22	6CE-42741-00-8D	25 - 1
6CB-11656-00	3 - 13	6CB-13161-00	11 - 1	6CB-13972-00	13 - 12		40 - 7	67F-28124-00	19 - 33	6CB-42743-00	23 - 25
6CB-11656-10	3 - 13	6CB-13171-00	11 - 5	6CB-13974-00	13 - 11	6CB-15481-00	2 - 6	6CB-41132-00-9S	31 - 14	6CB-42744-00	24 - 35
6CB-11656-20	3 - 13	6CB-13300-00	32 - 9	6AW-1410B-00	11 - 3	6CB-15512-00	7 - 29	6CB-41134-00	31 - 15	6H4-42748-00	23 - 23
6CB-11998-00	4 - 42	6CB-13329-00	32 - 10		11 - 7	6CB-15544-00	5 - 4		41 - 6	68F-42753-00	23 - 31

NUMERICAL INDEX
INDICE NUMERICO

PART NO. CODIGO N°	REF. NO.	PART NO. CODIGO N°	REF. NO.	PART NO. CODIGO N°	REF. NO.	PART NO. CODIGO N°	REF. NO.	PART NO. CODIGO N°	REF. NO.	PART NO. CODIGO N°	REF. NO.
6CB-42756-00	23 - 29	61A-43821-00	29 - 70	69J-43886-00	30 - 7	6AW-44365-00	34 - 1	6CE-45300-10-8D	33 - 1	676-45567-30	33 - 76
69M-42758-00	17 - 5	61A-43822-00	29 - 69	69J-43888-00	30 - 17		35 - 19	6CF-45300-10-8D	35 - 1	6CB-45567-30	33 - 54
	19 - 10	69J-43828-00	30 - 16	69J-4388E-01	29 - 23		36 - 1	6CE-45301-00-8D	33 - 2		35 - 52
6CB-42761-00	23 - 3	6H1-43829-00	30 - 19	69J-4388F-00	30 - 14		41 - 21		35 - 2	676-45567-40	33 - 76
6CB-42766-00	23 - 27	69J-4382E-00	29 - 11	69J-4388H-00	30 - 12	6AW-44366-00	31 - 46	69J-45318-01	31 - 33	6CB-45567-40	33 - 54
6CB-42769-00	31 - 13	69J-43830-01	29 - 33	69J-4388J-00	29 - 20		34 - 2	65N-45321-00	33 - 9		35 - 52
6CE-42771-00-8D	25 - 2	69J-43831-00	29 - 66	69J-43891-00	30 - 9		36 - 2		35 - 9	676-45567-50	33 - 76
6CE-42774-00	25 - 15	69J-43833-00	29 - 21	6CJ-43893-00	29 - 46		41 - 13	6CB-45332-00-CA	33 - 66	6CB-45567-50	33 - 54
6AW-42785-00	24 - 17	61A-43835-01	29 - 19	69J-43894-00	29 - 41	6D0-44366-00	34 - 24	6CF-45332-00-CA	35 - 64		35 - 52
6CE-42786-00	24 - 9	6CE-43840-00	29 - 2	69J-43899-01	29 - 31		36 - 24	6CE-45335-00-9S	33 - 30	6CE-45571-00	33 - 68
6CE-42787-00	24 - 10	6CJ-43841-00	29 - 42	61A-4389H-00	29 - 8	6D0-44367-00	34 - 22		35 - 30	6CB-45576-00	33 - 69
6AH-42794-40	23 - 34	6CJ-43843-00	29 - 53	69J-4389J-00	29 - 32		36 - 22	688-45341-10	33 - 5	6CF-45576-00	35 - 66
6AH-42794-50	23 - 35	6CJ-43844-00	29 - 50		29 - 36	6P2-44391-00	23 - 24		35 - 5	6CB-45577-00	33 - 73
6CB-42815-01-8D	23 - 7	6H1-43844-10	29 - 55	6CE-44100-00	26 - 10	6CE-44511-00-94	28 - 31	6AW-45344-00	33 - 36		35 - 70
6CB-42816-01-8D	23 - 8	69J-43845-00	29 - 28	6CE-44118-00-94	26 - 14	6CE-44514-00-94	28 - 22		35 - 36	6CB-45577-10	33 - 73
6CB-42817-01-8D	23 - 9	69A-4384F-00	29 - 39	6CE-44120-00	26 - 16	6CE-44526-00	28 - 23	6CE-45361-00	33 - 80		35 - 70
6CB-42818-00	23 - 13	69J-4384G-00	29 - 58	6CE-44120-10	26 - 16	6G5-44526-00	27 - 3		35 - 76	6CB-45577-20	33 - 73
6CB-42819-00	23 - 14	6H1-4384G-11	29 - 54	6CE-44121-00	26 - 12	6CE-44532-00	28 - 25	61A-45371-00	34 - 18		35 - 70
69J-43111-01-8D	27 - 1	69J-4384H-00	29 - 10	6CE-44122-00	26 - 7	6CE-44533-00	28 - 30		36 - 18	6CB-45577-30	33 - 73
69J-43112-01-8D	27 - 14	61A-4384H-10	29 - 74	6CE-44142-10	26 - 4	6CE-44536-00	28 - 24	6CE-45375-00	33 - 8		35 - 70
6E5-43126-02	27 - 43	6CJ-4384M-00	29 - 38	6CE-44150-00	33 - 12	6CE-44551-00-8D	28 - 11		35 - 8	6CB-45577-40	33 - 73
6R3-43131-00	27 - 21	69J-43851-00	29 - 49	6CF-44150-00	35 - 12	6CE-44552-00-CA	28 - 20	663-45376-00	33 - 7		35 - 70
61A-43132-00	27 - 12	69J-43853-00	29 - 45	6CE-44311-00	33 - 14	6CE-44555-00-94	28 - 14		35 - 7	6CB-45577-50	33 - 73
61A-43133-00	27 - 15	69J-43854-00	29 - 57		35 - 14	6CE-44575-00-94	28 - 13	63P-45378-00	34 - 20		35 - 70
66T-43144-00	23 - 17	69J-43855-00	29 - 52	6AW-44312-00	33 - 20	6CE-45111-00-8D	31 - 26		36 - 20	6CB-45577-60	33 - 73
6G5-43144-00	27 - 33	6H1-43856-10	29 - 56		35 - 20	6CB-45113-00	31 - 27	63P-45379-00	31 - 43		35 - 70
6E5-43145-01	37 - 8	61A-43861-00	29 - 14	6CB-44312-00	33 - 28		41 - 12	6CB-45383-00	33 - 78	6K1-45578-01	35 - 72
6G5-43148-00	27 - 38		29 - 16		35 - 28	6CE-45123-00	31 - 25		35 - 74	6K1-45578-10	35 - 72
61A-43181-01	27 - 35		29 - 67	6CE-44315-00	33 - 24		41 - 11	6CB-45384-00	33 - 79	6K1-45578-20	35 - 72
6G5-43185-02	27 - 36	69J-43861-00	30 - 6		35 - 24	6CE-45127-00	31 - 24		35 - 75	6K1-45578-30	35 - 72
61A-43311-21-8D	27 - 30	6H1-43861-00	29 - 6		41 - 22		41 - 10	6CE-45501-00	33 - 43	6K1-45578-40	35 - 72
61A-43376-00	28 - 4	61A-43864-00	29 - 73		41 - 35	6BB-45152-01	31 - 31		35 - 43	6K1-45578-50	35 - 72
69J-43800-04-8D	29 - 1	6H1-43869-00	30 - 15	6AW-44322-00	33 - 16	61A-45155-00	31 - 35	6CE-45501-10	33 - 43	6K1-45578-60	35 - 72
69J-43801-01	29 - 4	60V-4386A-00	29 - 44		35 - 16	6CE-45181-00-9S	31 - 19		35 - 43	6CE-45587-00	33 - 34
69J-43804-00	30 - 5	69J-4386K-00	30 - 10		41 - 29	6CE-45211-00-8D	31 - 45	6CE-45539-00	33 - 42		35 - 34
69J-43805-00	30 - 4	61A-43871-00	29 - 15	6CE-44323-00	33 - 23	6P2-45214-00	34 - 10		35 - 42	6CE-45587-10	33 - 34
6CE-4380P-00	29 - 12	69J-43871-00	29 - 62		35 - 23		36 - 10	6CE-45550-00	33 - 44		35 - 34
6CE-43810-00	29 - 3	6H1-43872-00	29 - 7		41 - 34	6P2-45215-00	34 - 11	6CF-45550-00	35 - 44	6CE-45587-20	33 - 34
61A-43811-00	29 - 9	61A-43874-00	29 - 72	6CE-44352-00	33 - 21		36 - 11	6CF-45560-00	35 - 47		35 - 34
61A-43813-01	29 - 18	6H1-43875-00	29 - 29		35 - 21	6CE-45224-00	34 - 14	676-45567-00	33 - 76	6CE-45587-30	33 - 34
6H1-43814-00	29 - 17	6T4-43875-01	29 - 68		41 - 32		36 - 14	6CB-45567-00	33 - 54		35 - 34
69J-43816-00	29 - 63	61A-43875-10	29 - 75	6CE-44361-00	34 - 3	6CE-45225-00	34 - 15		35 - 52	6CE-45587-40	33 - 34
69J-43817-00	30 - 13	61A-43876-00	29 - 26		36 - 3		36 - 15	676-45567-10	33 - 76		35 - 34
61A-43818-00	29 - 25	CS3-4387G-00	29 - 59	6CE-44361-10	34 - 3	6CE-45244-00	33 - 41	6CB-45567-10	33 - 54	6CE-45587-50	33 - 34
69J-4381C-00	29 - 30	69J-43880-01	30 - 1		36 - 3		35 - 41		35 - 52		35 - 34
	29 - 35	69J-43881-01	30 - 11	6D0-44362-01	34 - 23	6G5-45251-02	27 - 2	676-45567-20	33 - 76	6CE-45587-60	33 - 34
69J-4381J-00	29 - 64	69J-43882-00	30 - 8		36 - 23	6CE-45300-00-8D	33 - 1	6CB-45567-20	33 - 54		35 - 34
69J-43820-00	29 - 71	6H1-43883-00	29 - 43	6AW-44365-00	33 - 19	6CF-45300-00-8D	35 - 1		35 - 52	6CB-45611-00	33 - 55

NUMERICAL INDEX
INDICE NUMERICO

PART NO. CODIGO N°	REF. NO.	PART NO. CODIGO N°	REF. NO.	PART NO. CODIGO N°	REF. NO.	PART NO. CODIGO N°	REF. NO.	PART NO. CODIGO N°	REF. NO.	PART NO. CODIGO N°	REF. NO.
6CF-45611-00	35 - 53	6E5-61303-00	38 - 5	6AW-81950-00	19 - 16	6P2-85075-00	18 - 6	K0F-A3751-R0	7 - 8	90109-06277	4 - 37
6CE-45631-00	33 - 64	6E5-61311-11	38 - 3	6CB-81952-00	20 - 33	64J-85516-00	17 - 4	K0F-A3751-S0	7 - 8	90109-06M80	25 - 14
	35 - 62	6E5-61313-00	38 - 2	68F-8195A-00	19 - 24		19 - 9	K0F-A3751-T0	7 - 8	90110-05039	34 - 17
6E5-45633-01	33 - 65	6E5-61315-00	38 - 4	6CE-81960-00	17 - 11	6CB-85516-00	16 - 15	K0F-A3753-00	7 - 8		36 - 17
	35 - 63	6E5-61350-02	37 - 1	6CE-81972-00-9S	17 - 12	6CB-85544-00	19 - 30	K0F-A3753-10	7 - 8	90111-06111	25 - 3
6CB-45634-00	33 - 56	6E5-61351-01	37 - 2	6CE-81975-00	17 - 13	689-85547-00	14 - 1	K0F-A3753-20	7 - 8		25 - 8
	35 - 54	6E5-61355-00	37 - 5	6AH-81994-40	16 - 17	6CB-85547-00	8 - 10	K0F-A3753-30	7 - 8	90111-06113	25 - 4
61A-45635-00	33 - 60	6CE-68303-00	26 - 23	6AH-81994-50	16 - 18	6CB-85561-00	16 - 5	K0F-A3753-40	7 - 8		25 - 7
	35 - 58	6Y8-81315-00	39 - 17	6AH-81996-00	23 - 36	6CB-85580-00	16 - 4	K0F-A3753-50	7 - 8	90111-08078	1 - 8
6H1-45668-00	33 - 59	6P2-81336-00	19 - 35	6CB-82105-00	19 - 42	6CE-85592-00	16 - 9	K0F-A3753-60	7 - 8	90116-10041	34 - 5
	35 - 57	6CB-81337-00	16 - 13	6H1-82148-00	19 - 32	6P2-85780-00	5 - 10	K0F-A3753-70	7 - 8		36 - 5
6AW-45723-00	33 - 27	6CE-81410-00	16 - 3	69J-82147-00	27 - 32	6CB-85790-00	20 - 18	6CB-W0001-00	40 - 1	90119-06M17	8 - 21
	35 - 27	6CB-81443-00	21 - 7	6E5-82148-00	27 - 9	63P-85886-00	20 - 30	6CE-W0001-20	41 - 1		14 - 14
6CB-45824-00	33 - 48	6CB-81639-00	19 - 29	6H1-82148-00	27 - 6	6P2-85896-00	18 - 5	6CE-W0070-00	1 - 19	90119-06M18	31 - 44
	35 - 49	6CE-81800-00	22 - 1	6AW-82149-00	28 - 16	6CE-8591A-00	17 - 1	6CE-W0078-00	41 - 27	90119-06M24	8 - 2
6CE-45930-00	34 - 30	6CE-81801-00	22 - 5	67F-82151-00	19 - 27	6C5-86120-00	9 - 3	6CE-W009A-00-9S	4 - 1	90119-06M56	17 - 6
6CF-45930-00	36 - 30	6CE-81807-00	22 - 8	6CE-82151-00	19 - 23	6CB-86120-00	5 - 1	6CE-W009B-00-9S	2 - 1		19 - 11
6CE-45970-00	34 - 30	6CB-81809-00	22 - 14	6TA-82151-00	39 - 18	6Y8-86260-10	39 - 2	6CE-W009C-00-9S	4 - 11	90119-06M61	24 - 33
6CF-45970-00	36 - 30	6CE-81810-00	22 - 3	67F-82151-10	19 - 28	6AA-86261-20	39 - 3	6CB-W1165-00	3 - 8	90119-06MA3	17 - 14
6CE-45972-00	34 - 30	67F-81813-00	22 - 6	67F-82151-40	19 - 25	6Y8-86267-00	39 - 1	6CB-W4624-00	7 - 27	90119-07001	4 - 5
6CF-45972-00	36 - 30	6CE-81820-00	22 - 7	67F-82151-50	19 - 26	K0F-A3233-00	3 - 14	6CE-W8145-00	16 - 1		4 - 15
6CE-45974-00	34 - 30	6CE-81821-00	22 - 11	6CE-82170-00	19 - 22	K0F-A3741-00	7 - 5	6AW-W9011-00	16 - 2	90119-07234	4 - 6
6CF-45974-00	36 - 30	6CB-81822-00	21 - 5	6CB-82310-00	18 - 1	K0F-A3742-00	7 - 6	90101-09M70	38 - 9		4 - 16
61A-45974-00-98	34 - 30	6CB-81823-00	21 - 9	6CB-A3734-00	18 - 3	K0F-A3743-00	7 - 3	90101-12M05	27 - 47	90119-08020	8 - 3
61B-45974-00-98	36 - 30	6CB-81826-00	22 - 22	6CB-82316-01	17 - 3	K0F-A3751-00	7 - 8	90101-14004	28 - 17	90119-08102	31 - 4
6CE-45976-00	34 - 30	69J-81828-00	22 - 23	68V-82377-00	23 - 33	K0F-A3751-10	7 - 8	90105-06035	5 - 3	90119-08M14	33 - 26
6CF-45976-00	36 - 30	6CE-81830-00	22 - 16	6P2-82380-00	10 - 5	K0F-A3751-20	7 - 8		8 - 4		35 - 26
6CE-45978-00	34 - 30	6CB-81832-00	22 - 9	6CB-82388-00	20 - 16	K0F-A3751-30	7 - 8	90105-06037	2 - 22		41 - 37
6CF-45978-00	36 - 30	6CB-81836-00	22 - 10	6Y8-82509-10	39 - 8	K0F-A3751-40	7 - 8		2 - 38	90119-08M22	23 - 21
61A-45978-00-98	34 - 30	6CE-81839-00	22 - 19	6Y8-82521-11	39 - 15	K0F-A3751-50	7 - 8		2 - 43	90119-08M32	33 - 29
61B-45978-00-98	36 - 30	67F-8183R-00	22 - 13	6P2-82560-01	20 - 19	K0F-A3751-60	7 - 8		5 - 7		35 - 29
69J-45987-00	34 - 25	60V-8183T-00	22 - 17	6BR-82563-00	20 - 24	K0F-A3751-70	7 - 8	90105-06039	24 - 34	90119-10007	31 - 28
	36 - 25	6P2-8183X-00	19 - 20	69J-82587-00	20 - 26	K0F-A3751-80	7 - 8	90105-06056	2 - 36	90119-10008	34 - 9
6CE-45997-00	34 - 26	6CE-81840-00	22 - 4	6CE-82588-00	19 - 6	K0F-A3751-90	7 - 8	90105-06151	2 - 13		36 - 9
	36 - 26	6CE-81841-00	22 - 12	6E9-82588-00	20 - 20	K0F-A3751-A0	7 - 8		21 - 11	90119-10009	34 - 8
688-45997-01	34 - 26	6CE-81842-00	22 - 18	6CB-82589-00	20 - 7	K0F-A3751-B0	7 - 8	90105-06M07	4 - 22		36 - 8
	36 - 26	6BR-81845-00	17 - 7	6CE-82590-00	20 - 1	K0F-A3751-C0	7 - 8	90105-06M08	11 - 9	90119-10024	27 - 29
6CE-45B70-00	34 - 30	67F-81846-00	22 - 24	6CB-82594-00	20 - 3	K0F-A3751-D0	7 - 8	90105-08175	2 - 7		28 - 21
6CF-45B70-00	36 - 30	6CE-81850-00	22 - 2	6CE-8259M-00	21 - 14	K0F-A3751-E0	7 - 8		4 - 28		28 - 32
6CE-45B72-00	34 - 30	6CE-81869-00	22 - 21	68F-82846-00	19 - 31	K0F-A3751-F0	7 - 8	90105-08178	5 - 5	90119-10038	34 - 5
6CF-45B72-00	36 - 30	67F-81891-00	22 - 15	6X4-83383-00	39 - 5	K0F-A3751-G0	7 - 8	90105-08220	4 - 29		36 - 5
6CE-45B74-00	34 - 30	6CE-81919-20	19 - 38	6X4-83386-00	39 - 6	K0F-A3751-H0	7 - 8	90105-08M61	33 - 82	90119-10050	7 - 18
6CF-45B74-00	36 - 30	6CB-81923-00	19 - 39	6E5-83558-00	31 - 37	K0F-A3751-J0	7 - 8		35 - 78	90119-10M07	7 - 31
6CE-45C81-00	34 - 31	6P2-81925-01	19 - 1	63P-83614-01	20 - 27	K0F-A3751-K0	7 - 8	90105-08M87	21 - 6	90151-05M05	2 - 27
	36 - 31	6CB-81929-00	19 - 4		20 - 28	K0F-A3751-L0	7 - 8	90105-10M00	34 - 19	90151-06M02	2 - 15
6CE-4820A-00	26 - 1	6C5-81941-00	22 - 20	6AW-83651-00	20 - 23	K0F-A3751-M0	7 - 8		36 - 19		31 - 3
6Y8-48277-00	39 - 16	6CB-81948-00	19 - 8	69J-83672-11	28 - 1	K0F-A3751-N0	7 - 8	90105-14005	28 - 27	90152-05M08	34 - 12
6E5-61301-01	38 - 1	6CE-81949-00	21 - 15	6Y8-8454G-00	39 - 11	K0F-A3751-P0	7 - 8	90109-06277	4 - 33		36 - 12

NUMERICAL INDEX
INDICE NUMERICO

PART NO. CODIGO N°	REF. NO.	PART NO. CODIGO N°	REF. NO.	PART NO. CODIGO N°	REF. NO.	PART NO. CODIGO N°	REF. NO.	PART NO. CODIGO N°	REF. NO.	PART NO. CODIGO N°	REF. NO.
90155-11002	4 - 27	90201-26M59	27 - 23	90387-11005	4 - 26	90464-20181	8 - 23	90560-12M01	37 - 4	93106-09014	35 - 11
90159-04005	21 - 4	90201-32008	33 - 75	90387-28013	28 - 26		9 - 17	91318-05025	29 - 60		41 - 17
90159-06053	25 - 11	90201-40M00	28 - 7	90401-19001	2 - 31		17 - 10	91318-05040	29 - 65	93106-19N50	29 - 5
90167-06M00	39 - 12	90201-41008	33 - 51	90430-06M03	4 - 23		19 - 15	91490-40030	34 - 29	93210-04279	39 - 9
90170-09M05	38 - 10	90201-62008	33 - 33	90430-08020	33 - 6		20 - 2		36 - 29	93210-064A5	29 - 51
90170-10009	34 - 7		35 - 33		35 - 6		20 - 15	91690-30020	27 - 41	93210-07003	34 - 21
	36 - 7	90202-40M47	28 - 10		41 - 14	90464-20258	23 - 32	91690-40010	2 - 11		36 - 21
90170-14M06	38 - 6	90206-14N50	30 - 2	90430-14115	4 - 10	90464-23001	9 - 6	91809-08006	4 - 4		41 - 15
90170-16M19	33 - 45	90206-15M18	23 - 12	90430-14M09	32 - 5	90464-26002	9 - 12		4 - 14	93210-08391	29 - 48
	35 - 45	90214-30003	33 - 39		41 - 2		17 - 20	92903-06600	19 - 19	93210-09165	26 - 17
90170-30M18	33 - 40		35 - 39	90430-18130	4 - 8	90464-99004	8 - 12	92903-08600	21 - 2		30 - 18
	35 - 40	90249-06M19	27 - 39		4 - 18	90465-08M82	2 - 37	92990-06100	1 - 15	93210-16275	37 - 9
90171-18M04	34 - 28	90250-08M07	33 - 63	90445-07032	31 - 39	90465-08M83	27 - 18	92990-06200	1 - 6	93210-17239	29 - 22
	36 - 28		35 - 61	90445-07033	31 - 39		27 - 26	92990-08600	1 - 10	93210-18397	29 - 27
90173-06001	25 - 9	90280-04002	33 - 22	90445-09104	6 - 2	90465-11M10	6 - 4	92990-18200	34 - 27	93210-19MJ3	32 - 20
90179-06M28	1 - 3		35 - 22	90445-093G9	6 - 3		9 - 7		36 - 27		41 - 4
	4 - 41		41 - 33	90445-107A5	17 - 19		9 - 10	92995-05600	16 - 8	93210-24M79	2 - 40
90179-08003	21 - 3	90282-05008	33 - 77	90445-13M01	15 - 2		14 - 6	92995-06100	10 - 7		40 - 17
90183-02M03	33 - 62		35 - 73	90445-14019	24 - 23		14 - 19	92995-06600	8 - 18	93210-26658	2 - 8
	35 - 60	90340-08002	33 - 4	90445-14021	24 - 14		16 - 10		10 - 8		32 - 15
90183-061A6	25 - 10		35 - 4	90445-16015	24 - 16		24 - 3		18 - 8		40 - 6
90185-05002	34 - 13	90340-14M06	4 - 9	90446-15003	19 - 21		24 - 24		19 - 37		40 - 14
	34 - 16		32 - 4		28 - 33		27 - 25		27 - 5	93210-27370	2 - 42
	36 - 13	90340-18M09	4 - 7	90462-10061	31 - 42		28 - 34		27 - 8		40 - 18
	36 - 16		4 - 17	90464-06001	20 - 5		31 - 38		27 - 11	93210-33M49	33 - 10
90185-06M07	4 - 45	90386-08008	26 - 2	90464-09013	9 - 13		39 - 10		27 - 20		35 - 10
90185-09M01	37 - 6	90386-10001	26 - 21	90464-09129	20 - 32	90465-11M59	6 - 9		27 - 28		41 - 16
	38 - 11	90386-10M16	27 - 37	90464-10011	9 - 32	90465-13M24	20 - 6		28 - 3	93210-35321	28 - 9
90185-14M00	28 - 18	90386-11001	26 - 18	90464-11012	9 - 30	90465-14M66	13 - 13	92995-08600	33 - 38	93210-37160	33 - 18
	28 - 28	90386-15M73	23 - 10	90464-11121	10 - 11		20 - 22		35 - 38		35 - 18
90185-22M11	27 - 24	90386-18M14	27 - 45		20 - 12	90467-130A5	24 - 25	92995-10600	31 - 6		41 - 20
90201-02M00	33 - 61		29 - 24	90464-12009	13 - 14	90467-140A8	24 - 26	92995-14600	28 - 19		41 - 31
	35 - 59	90386-18M63	27 - 44	90464-12010	9 - 11	90467-140A9	24 - 27		28 - 29	93210-64488	33 - 35
90201-06M02	31 - 41	90386-25M31	27 - 22		9 - 31	90468-18008	26 - 9	93101-28M16	33 - 31		35 - 35
90201-06M30	39 - 13	90386-39M89	28 - 8	90464-12012	13 - 15		26 - 13		35 - 31		41 - 24
90201-08M09	26 - 8	90387-06M03	24 - 32		13 - 16	90480-06M19	15 - 4		41 - 23	93210-94003	33 - 17
90201-10048	34 - 6	90387-06M43	25 - 13		14 - 5	90480-10M23	8 - 19	93101-30M17	33 - 71		35 - 17
	36 - 6	90387-06M60	8 - 20	90464-12183	9 - 18		14 - 15		35 - 68		41 - 19
90201-10M01	7 - 32		14 - 16		19 - 13	90480-12314	16 - 14		41 - 25		41 - 30
90201-10M20	37 - 7	90387-07028	25 - 6		20 - 14		18 - 4	93102-38008	7 - 26	93211-02001	33 - 72
90201-10M76	38 - 8	90387-08M31	33 - 81	90464-13227	21 - 12	90480-13M24	25 - 12		40 - 11		35 - 69
90201-11008	26 - 20		35 - 77	90464-13249	8 - 22	90480-14029	24 - 31	93102-85008	3 - 4		41 - 26
90201-12M05	27 - 49	90387-08M37	23 - 20		17 - 9	90480-16009	25 - 5		40 - 10	93306-209U0	33 - 67
90201-13M01	27 - 48	90387-08M45	1 - 11		19 - 12	90480-22M81	23 - 19	93104-22M07	33 - 15	93311-83280	33 - 3
90201-156J2	23 - 11	90387-10094	1 - 9	90464-16001	24 - 28	90501-10M77	33 - 57		35 - 15		35 - 3
90201-16032	28 - 15	90387-10M05	27 - 40	90464-18004	21 - 13		35 - 55		41 - 18	93311-85894	33 - 47
90201-16M00	33 - 46	90387-10M08	7 - 30	90464-18246	19 - 14	90506-16003	27 - 42		41 - 28		35 - 48
	35 - 46	90387-10M61	37 - 3		20 - 13	90506-22001	23 - 16	93106-09014	33 - 11	93315-43061	33 - 70

NUMERICAL INDEX
INDICE NUMERICO

PART NO. CODIGO N°	REF. NO.	PART NO. CODIGO N°	REF. NO.	PART NO. CODIGO N°	REF. NO.	PART NO. CODIGO N°	REF. NO.	PART NO. CODIGO N°	REF. NO.	PART NO. CODIGO N°	REF. NO.
93315-43061	35 - 67	95380-08600	26 - 5	95895-08016	19 - 41						
93332-00048	35 - 65	95380-12600	27 - 50	97013-06020	19 - 18						
93332-000A4	33 - 50	95380-14700	38 - 7	97013-08045	21 - 1						
93332-000A5	33 - 74	95780-06300	39 - 14	97075-06020	10 - 6						
93340-67011	33 - 53	95780-08300	1 - 12	97075-10045	31 - 5						
	35 - 51	95780-10300	28 - 5	97095-05020	16 - 7						
93341-440U5	35 - 71	95812-06025	32 - 8	97095-06010	27 - 7						
93399-99966	33 - 32	95814-08020	19 - 3		27 - 34						
	35 - 32	95875-06016	32 - 21		31 - 40						
93399-999T6	30 - 3	95875-06020	31 - 11	97095-06014	27 - 27						
93410-10082	26 - 22	95875-06025	26 - 19		31 - 32						
93410-18M02	27 - 46		26 - 24	97095-06016	8 - 17						
93410-37M04	28 - 12	95875-06040	32 - 14		19 - 36						
93420-36M01	31 - 34	95875-08030	8 - 1	97095-06020	18 - 7						
93501-04011	33 - 58	95875-08060	10 - 4	97095-06025	27 - 4						
	35 - 56	95880-08012	23 - 15	97095-08020	33 - 37						
93501-08001	29 - 47	95885-06014	4 - 39		35 - 37						
93503-16003	29 - 37		5 - 9	97575-06525	26 - 11						
93505-32038	29 - 13	95885-08025	4 - 24	97575-08535	31 - 22						
	29 - 34	95895-06010	31 - 36		32 - 2						
93604-07M13	26 - 15	95895-06012	17 - 8	97575-08555	26 - 3						
93604-35236	29 - 61		20 - 4	97575-08560	31 - 16						
93605-10108	7 - 10		20 - 21	97575-10535	31 - 7						
	7 - 12		20 - 29	97575-10570	34 - 9						
	7 - 14		23 - 18		36 - 9						
	7 - 16		23 - 26	97595-06610	19 - 17						
93606-12019	2 - 3		23 - 28	97780-50620	19 - 34						
	2 - 4		23 - 30	97780-60516	1 - 5						
	3 - 3	95895-06014	14 - 21	97780-60520	24 - 22						
	21 - 10		23 - 4	97780-60620	39 - 7						
	33 - 25	95895-06016	9 - 15	97880-06035	39 - 12						
	35 - 25		14 - 17	97885-06010	27 - 13						
	41 - 36		19 - 7		27 - 16						
93606-19M23	31 - 23		20 - 17	97885-06012	27 - 10						
93608-16M16	31 - 8		20 - 34		27 - 19						
	31 - 29		21 - 8	97885-06016	28 - 2						
	31 - 47		24 - 12	97980-06216	39 - 4						
	32 - 3	95895-06020	8 - 13	98507-04008	12 - 35						
	33 - 49		17 - 2	98780-06530	2 - 25						
	34 - 4		19 - 5	98780-06550	2 - 29						
	35 - 50		20 - 11	99001-08600	33 - 13						
	36 - 4	95895-06025	17 - 15		35 - 13						
93700-06M03	27 - 17		18 - 2	99002-03600	29 - 40						
	27 - 31	95895-06030	4 - 32	99009-47500	33 - 52						
94702-00400	4 - 46		4 - 36	99530-08012	16 - 6						
95022-06035	16 - 11		16 - 12								
95380-06600	1 - 16	95895-08016	19 - 2								
	9 - 4		19 - 40								