



**PARTS  
CATALOGUE  
CATALOGO  
DE REPUESTOS**

**F150BET'11 (6BM3)**

**FL150BET'11 (6BN3)**



1K6BM-200S1

( )

F150BET/FL150BET  
PARTS CATALOGUE  
©2010 by Yamaha Motor Co., Ltd.  
1st edition, August 2010  
All rights reserved.  
Any reprinting or unauthorized use  
without the written permission of  
Yamaha Motor Co., Ltd.  
is expressly prohibited.  
Printed in Japan.

F150BET/FL150BET  
CATALOGO DE REPUESTOS  
©2010 por Yamaha Motor Co., Ltd.  
1ª edición, agosto 2010  
Todos los derechos reservados.  
Toda reproducción o uso no autorizado  
sin el consentimiento escrito de  
Yamaha Motor Co., Ltd.  
quedan expresamente prohibidos  
Impreso en Japón.

# FOREWORD

This Parts Catalogue is related to the parts for the model(s) on the cover page. When you are ordering replacement parts, please refer to this Parts Catalogue and quote both part numbers and part names correctly.

1. Modifications or additions which have been made after the issue of the Parts Catalogue will be announced in the Parts News.  
It is advisable that you make the necessary corrections to the Parts Catalogue according to the Parts News.

2. Abbreviations

The following abbreviations are used in this Parts Catalogue.

“UR” Use specified parts number.

“UN” Use as many as needed.

“AP” Alternate Parts

“LM” Locally Made (Parts need to be ordered locally)

“F#” Frame No. (Applicable machine No.)

“O/S” Over Size

3. The number of components for assembly

- Parts, which are to be supplied in an assembly, are listed with a dot (.) in front of the part name as shown below.
- The numeral appearing to the right of each component part indicates the quantity of parts for each assembly unit.

PART NO.	DESCRIPTION	Q'TY	REMARKS
2F5-83310-60	FRONT FLASHER LIGHT ASSY	2	
115-83311-60	.BULB (6V-18W)	1	

4. Applicable colours of graphics are represented in the “REMARKS” as shown below.

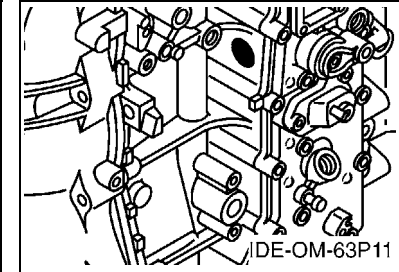
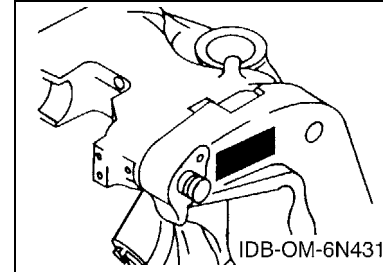
PART NO.	DESCRIPTION	Q'TY	REMARKS
2N4-24110-00-X5	FUEL TANK COMP.	2	MXR
3J1-24240-10	.GRAPHIC, FUEL TANK	1	FOR MXR

5. Note that the illustrations for reference in finding parts numbers are not to be used for assembling. When assembling, please use the applicable service manual.

6. The asterisk (\*) before a reference number indicates modified items after the first edition.

7. Applicable Serial No.

Engine Serial No.



8. Applicable Engine Starting Serial No.

Model	Serial No.	Model	Serial No.
F150B	6BM-1000707	FL150B	6BN-1000077

9. Applicable Colour Code

Abbreviation	Colour Name	Colour Code
DBN1	DARK BLUISH GRAY 1	008D

10. Quantity Column Information

Column No.	Name Of Q'ty Column	Applicable Model
1	6BM3	F150BET
2	6BN3	FL150BET

# PROLOGO

Este catálogo de repuestos corresponde a las piezas para el o los modelos que figuran en la página de portada. Al formular el pedido de repuestos, se ruega citar este catálogo y especificar correctamente el número y el nombre de las piezas.

- Las modificaciones y agregados que se hayan realizado después de la edición de este Catálogo de Repuestos, serán anunciados en las Informaciones de Recambios. Es recomendable que se hagan las correcciones necesarias en el Catálogo de Repuestos de acuerdo con las Informaciones de Recambios.

## 2. Abreviaciones

En este. Catálogo de Repuestos se emplean las siguientes abreviaciones.

“UR” Usar el número de partes especificado

“UN” Usar la cantidad necesaria

“AP” Piezas sustitutivas

“LM” Fabricación local (Hay que pedir los repuestos en las cercanías)

“F#” N° de bastidor (N° aplicable a la máquina)

“O/S” Sobredimensionado

## 3. La cantidad de componentes para el montaje

- Los componentes, suministrados como conjunto, se describen con un punto (.) que precede al nombre del parte como se indica a continuación.
- La numeración que aparece a la derecha de cada descripción indica la cantidad de partes por cada unidad de conjunto.

CODIGO N°	DESCRIPCION	CANT.	OBSERVACIONES
2F5-83310-60	ENSAMBLAJE DE LA LUZ	2	
115-83311-60	.BOMBILLA (6V-18W)	1	

## 4. Los colores de los componentes se indican como sigue en la columna de “OBSERVACIONES”.

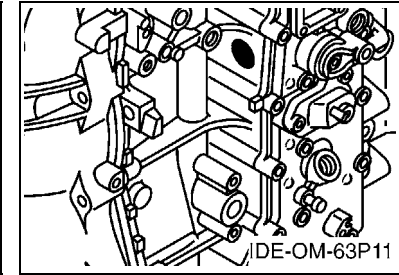
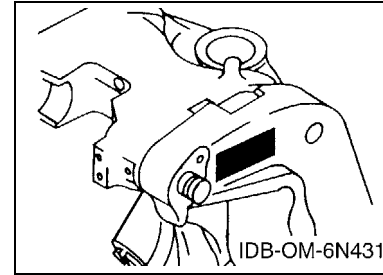
CODIGO N°	DESCRIPCION	CANT.	OBSERVACIONES
2N4-24110-00-X5	COMP. DEL TANQUE	2	MXR
3J1-24240-10	.GRAFICO, DEL TANQUE	1	PARA MXR

- Debe tenerse en cuenta que las ilustraciones sirven como guía para la búsqueda de los números de partes y no deben usarse para el montaje. Durante el montaje, se recomienda usar el manual de taller correspondiente.

- EL asterisco (\*) antes del número de referencia indica los elementos modificados después de la primera edición.

## 7. Números de serie

N° de Serie del motor



## 8. Números de serie del motor

Modelo	N° de serie	Modelo	N° de serie
F150B	6BM-1000707	FL150B	6BN-1000077

## 9. Códigos de color aplicables

Abreviatura	Nombre de color	Código de color
DBN1	DARK BLUISH GRAY 1	008D

## 10. Informacion para la columna de cantidades

Columna N°	Nombre de la columna de cantidades	Modelo aplicable
1	6BM3	F150BET
2	6BN3	FL150BET

# CONTENTS

TOP COWLING .....	1
CYLINDER & CRANKCASE 1 .....	2
CRANKSHAFT & PISTON .....	4
CYLINDER & CRANKCASE 2 .....	5
CYLINDER & CRANKCASE 3 .....	7
VALVE .....	9
INTAKE 1 .....	11
INTAKE 2 .....	12
INTAKE 3 .....	13
FUEL INJECTION PUMP 1 .....	15
FUEL INJECTION PUMP 2 .....	17
FUEL 1 .....	18
FUEL 2 .....	20
GENERATOR .....	21
ELECTRICAL 1 .....	22
ELECTRICAL 2 .....	23
ELECTRICAL 3 .....	25
STARTING MOTOR .....	27
BOTTOM COWLING .....	29
CONTROL .....	32
BRACKET 1 .....	35
BRACKET 2 .....	37
POWER TRIM & TILT ASSY 1 .....	39
POWER TRIM & TILT ASSY 2 .....	41
UPPER CASING .....	43
OIL PAN .....	45
LOWER CASING & DRIVE 1 .....	46
LOWER CASING & DRIVE 2 .....	50
LOWER CASING & DRIVE 3 .....	52
LOWER CASING & DRIVE 4 .....	56
STEERING GUIDE .....	58
REMOTE CONTROL BOX .....	59
REMOTE CONTROL ASSY 1 .....	60
REMOTE CONTROL ASSY 2 .....	63
REMOTE CONTROL ASSY 3 .....	66
METER .....	69
SWITCH & PANEL 1 .....	70
SWITCH & PANEL 2 .....	71
REPAIR KIT 1 .....	72
REPAIR KIT 2 .....	73

## INDEX

NUMERICAL INDEX .....	75
-----------------------	----

# CONTENIDO

SOPORTE SUPERIOR .....	1
CILINDRO & CARTER 1 .....	2
CIGUENAL & PISTON .....	4
CILINDRO & CARTER 2 .....	5
CILINDRO & CARTER 3 .....	7
VALVULA .....	9
ADMISION 1 .....	11
ADMISION 2 .....	12
ADMISION 3 .....	13
BOMBA DE INYECTOR 1 .....	15
BOMBA DE INYECTOR 2 .....	17
COMBUSTIBLE 1 .....	18
COMBUSTIBLE 2 .....	20
GENERADOR .....	21
EQUIPO ELECTRICO 1 .....	22
EQUIPO ELECTRICO 2 .....	23
EQUIPO ELECTRICO 3 .....	25
MOTOR DE ARRANQUE .....	27
CUBIERTA INFERIOR .....	29
CONTROL .....	32
SOPORTE 1 .....	35
SOPORTE 2 .....	37
COMPONER Y PODER VARILLA 1 .....	39
COMPONER Y PODER VARILLA 2 .....	41
FUNDA SUPERIOR .....	43
OIL PAN .....	45
IMPULSOR E INFERIOR 1 .....	46
IMPULSOR E INFERIOR 2 .....	50
IMPULSOR E INFERIOR 3 .....	52
IMPULSOR E INFERIOR 4 .....	56
DIRECCIONGUIAR .....	58
CONTROL REMOTO COMPLETO .....	59
CONTROL REMOTO COMPL 1 .....	60
CONTROL REMOTO COMPL 2 .....	63
CONTROL REMOTO COMPL 3 .....	66
MEDIDOR .....	69
PANEL DE INTERRUPTOR 1 .....	70
PANEL DE INTERRUPTOR 2 .....	71
ESTUCHE REPARATION 1 .....	72
ESTUCHE REPARATION 2 .....	73

## INDICE

INDICE NUMERICO .....	75
-----------------------	----

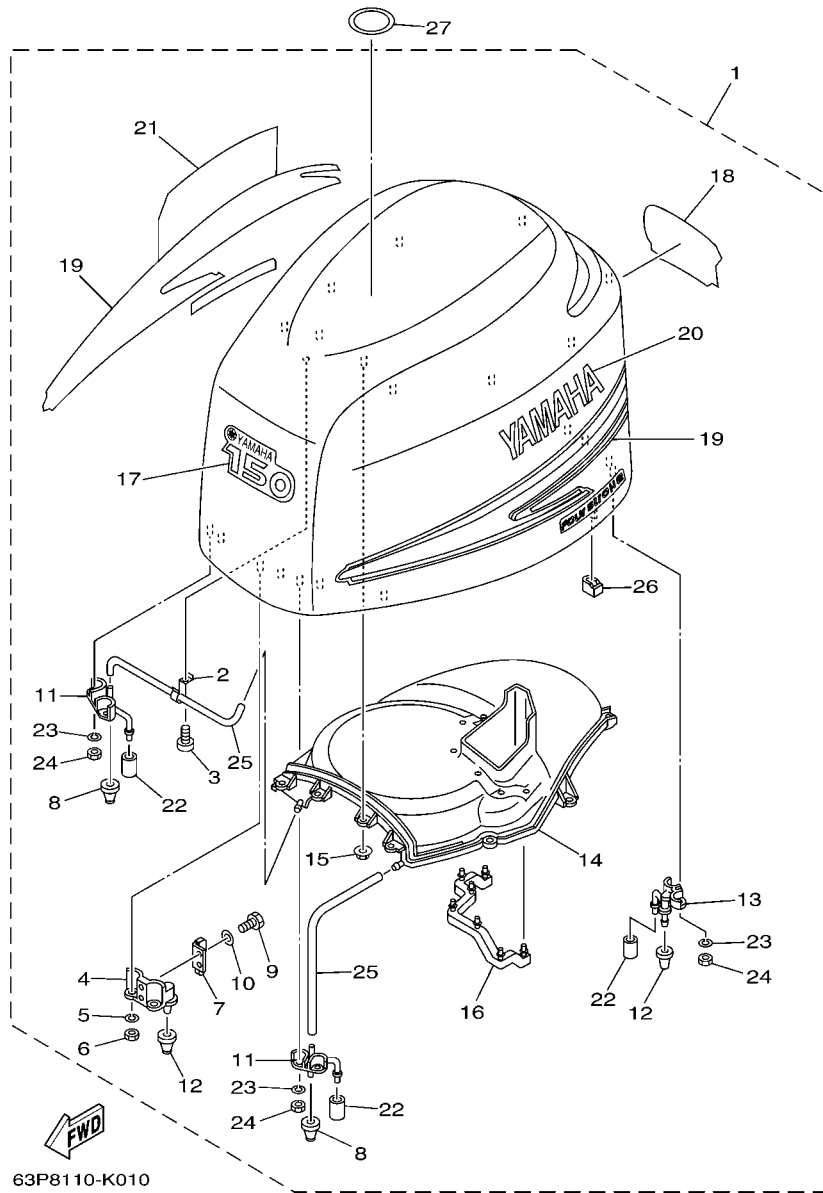
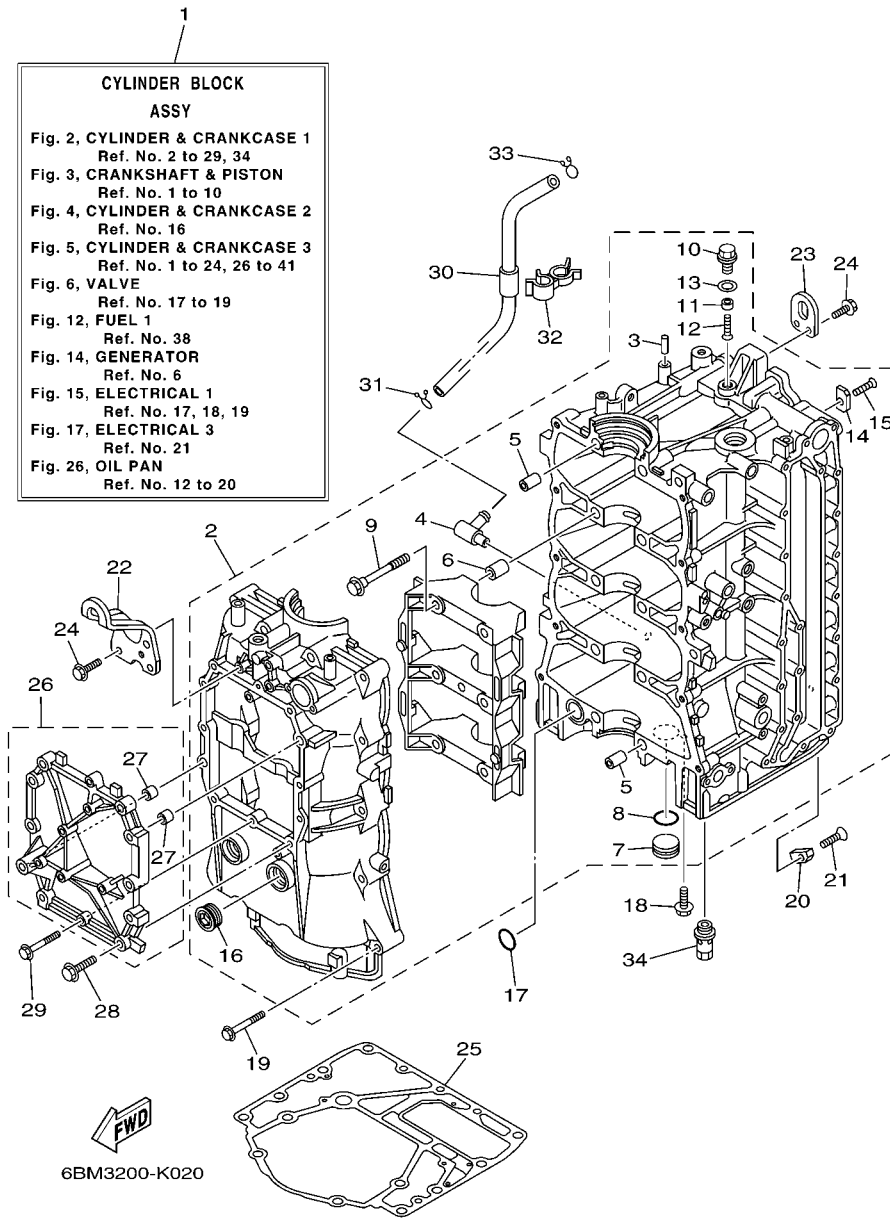


FIG. 1 TOP COWLING

SOPORTE SUPERIOR

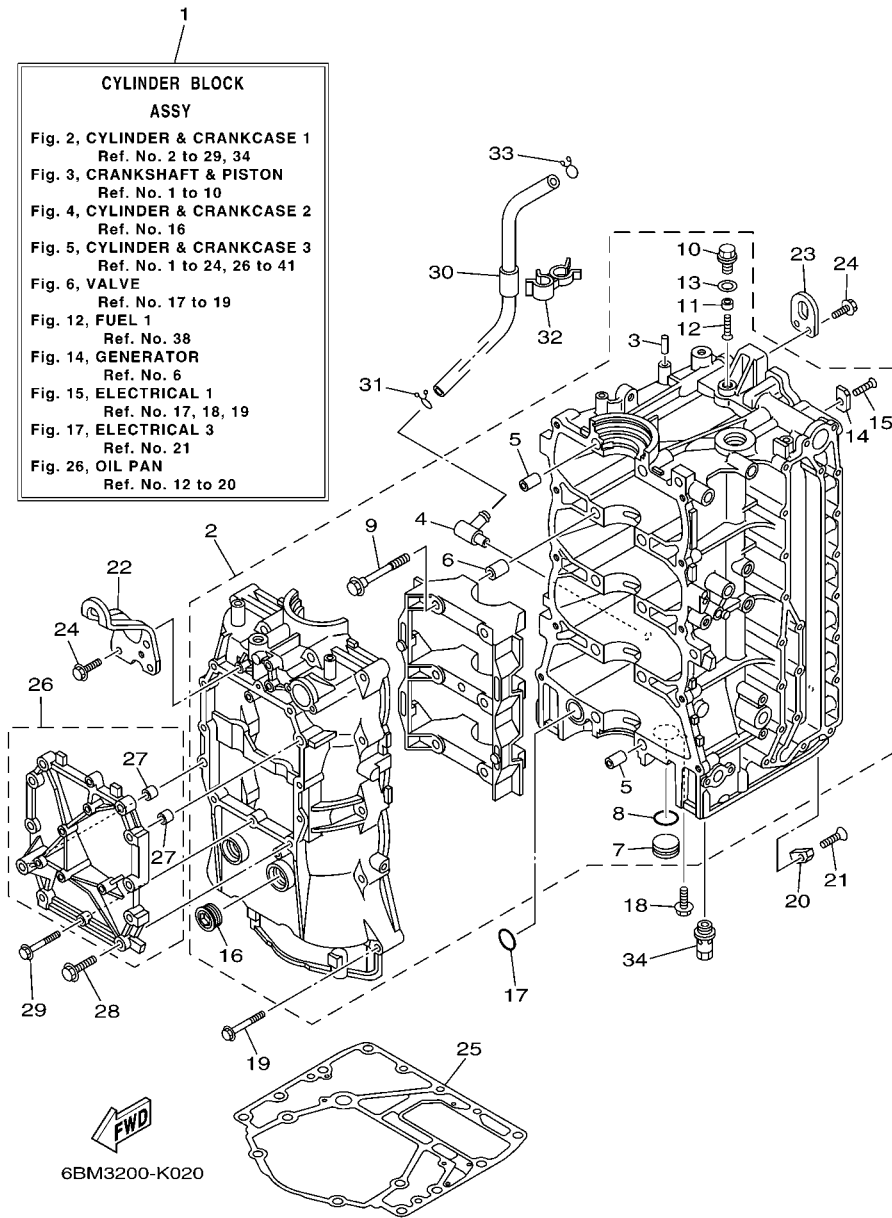
REF. NO.	PART NO. CODIGO Nº	DESCRIPTION DESCRIPCION	6BM3	6BN3		REMARKS OBSERVACIONES
1	63P-42610-01	TOP COWLING ASSY SOPORTE SUPERIOR COMPL.	1	1		
2	90465-10032	.CLAMP .BRIDA	1	1		
3	97780-50620	.SCREW, TAPPING .TORNILLO DE CABEZA DE CONO ACH	1	1		
4	63P-42647-00	.HOLDER, CLAMP BAND .MORDAZA DE ABRAZADERA	2	2		
5	92990-06100	.WASHER, SPRING .ARANDELA PLANA	4	4		
6	95380-06600	.NUT, HEXAGON .TUERCA	4	4		
7	60V-42651-01	.HOOK .GANCHO	2	2		
8	69J-42663-00	.DAMPER .AMORTIGUADOR 2	2	2		
9	97095-06016	.BOLT .PERNO	4	4		
10	92995-06600	.WASHER .ARANDELA	4	4		
11	63P-42643-01	.PLATE, CLAMP .PLACA GRAMPA	2	2		
12	68F-42663-00	.DAMPER .AMORTIGUADOR 2	4	4		
13	63P-42644-00	.PLATE, CLAMP 2 .PLACA GRAMPA 2	2	2		
14	63P-42613-00	.MOLDING, AIR DUCT .MOLDURA CONDUCTO AIRE	1	1		
15	90179-06M24	.NUT .TUERCA	10	10		
16	63P-42617-00	.DAMPER, FORM .HULE DE FORMA	1	1		
17	63P-42677-00	.GRAPHIC, FRONT .CALCAMONIA FRONTAL	1	1		
18	63P-42678-00	.GRAPHIC, REAR .CALCAMONIA TRASERA	1	1		
19	63P-W0070-00	.GRAPHIC SET .JUEGO DE EMBLEMA	1	1		
20	63P-42681-00	.MARK, COWLING .MARCA DE CUBIERTA	1	1		
21	63P-42682-00	.MARK, COWLING .MARCA DE CUBIERTA	1	1		
22	67F-13448-00	.CAP .TAPA	4	4		
23	92990-06100	.WASHER, SPRING .ARANDELA PLANA	8	8		
24	95380-06600	.NUT, HEXAGON .TUERCA	8	8		
25	90445-11020	.HOSE (L400) .TUBO (L400)	2	2		
26	63P-42662-00	.DAMPER .AMORTIGUADOR	4	4		
27	67F-13434-20	LABEL, CAUTION ETIQUETA DE PRECAUCION	1	1		



**FIG. 2 CYLINDER & CRANKCASE 1 CILINDRO & CARTER 1**

REF. NO.	PART NO. CODIGO Nº	DESCRIPTION DESCRIPCION	6BM3	6BN3	REMARKS OBSERVACIONES
1	6BM-W009B-00-9S	CYLINDER BLOCK ASSY CILINDRO BLOQUE COMPLETO	1	1	
2	63P-W1510-03-9S	CRANKCASE ASSY CARTER COMPLETO	1	1	
3	93606-12019	.PIN, DOWEL .PASADOR DE CLAVIJA	1	1	
4	63P-11372-00	.NIPPLE, HOSE .NIPLE DE MANGUERA	1	1	
5	91814-18001	.PIN, DOWEL .PASADOR DE CLAVIJA	4	4	
6	91814-18001	.PIN, DOWEL .PASADOR DE CLAVIJA	6	6	
7	90338-25004	.PLUG .TAPON	1	1	
8	93210-25647	.O-RING .ANILLO O	1	1	
9	90105-10071	.BOLT, FLANGE .TORNILLO	10	10	
10	63P-11197-00	.PLUG, BLIND .TAPON CIEGO	1	1	
11	63P-11325-21	.ANODE .ANODO	1	1	
12	98780-05016	.SCREW, FLAT HEAD .TORNILLO CABEZA PLANA	1	1	
13	90430-14115	.GASKET .JUNTA	1	1	
14	63P-11325-11	.ANODE .ANODO	4	4	
15	90151-06M02	.SCREW, COUNTERSUNK .TORNILLO EMBUTIDO	4	4	
16	90340-27129	.PLUG, STRAIGHT SCREW .TORNILLO, DE DRENAJE	2	2	
17	93210-25552	O-RING ANILLO O	1	1	
18	90119-06M81	BOLT, WITH WASHER TORNILLO CON ARANDELA	1	1	
19	90119-08M66	BOLT, WITH WASHER TORNILLO CON ARANDELA	10	10	
20	63P-11325-01	ANODE ANODO	1	1	
21	90151-06M02	SCREW, COUNTERSUNK TORNILLO EMBUTIDO	1	1	
22	63P-11119-00	HANGER, ENGINE SOPORTE DEL MOTOR	1	1	
23	68F-11119-00	HANGER, ENGINE SOPORTE DEL MOTOR	1	1	
24	90119-06MA2	BOLT, WITH WASHER TORNILLO CON ARANDELA	5	5	
25	63P-11351-00	GASKET, CYLINDER JUNTA, DE CILINDRO	1	1	
26	6BM-11511-00-94	COVER, CRANK CUBIERTA MANIVELA	1	1	
27	91811-11001	.PIN, DOWEL .PASADOR DE CLAVIJA	2	2	



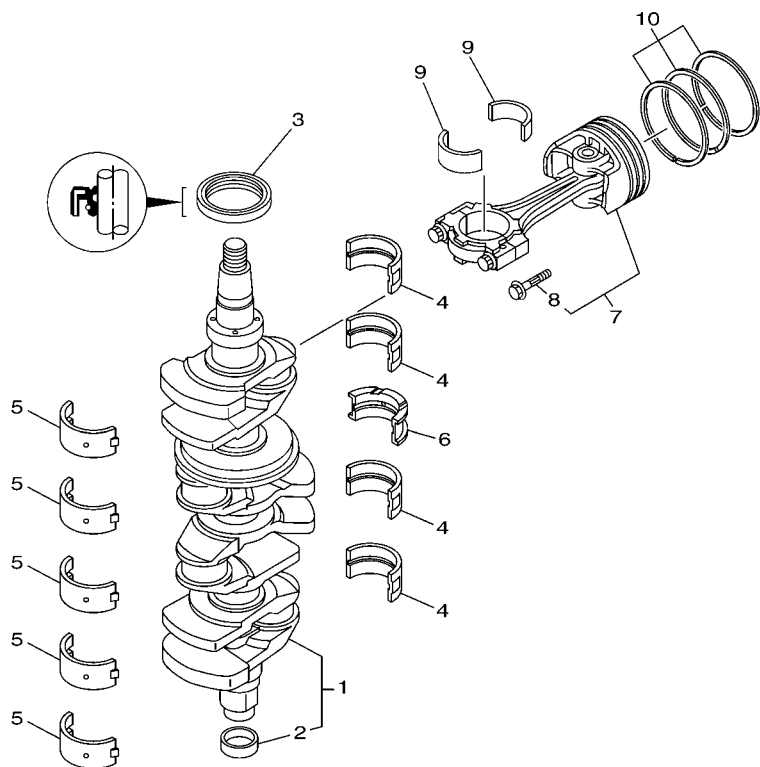


**FIG. 2 CYLINDER & CRANKCASE 1 CILINDRO & CARTER 1**

REF. NO.	PART NO. CODIGO Nº	DESCRIPTION DESCRIPCION	6BM3	6BN3		REMARKS OBSERVACIONES
28	90119-08022	BOLT, WITH WASHER TORNILLO CON ARANDELA	10	10		
29	90105-06037	BOLT, FLANGE TORNILLO	2	2		
30	6BM-11377-00	HOSE MANGUERA	1	1		
31	90467-15M14	CLIP PRESILLA	1	1		
32	90464-16013	CLAMP BRIDA	1	1		
33	90467-15M14	CLIP PRESILLA	1	1		
34	63P-13490-00	RELIEF VALVE ASSY VALVULA DE DESCOMPRESION	1	1		

FIG. 3 CRANKSHAFT & PISTON

CIGUENAL & PISTON



  
6BM1200-H030

REF. NO.	PART NO. CODIGO Nº	DESCRIPTION DESCRIPCION	6BM3	6BN3		REMARKS OBSERVACIONES
1	6BM-11410-00	CRANKSHAFT CIGUENAL	1	1		
2	69J-11478-00	.COLLAR .COLLAR	1	1		
3	93102-60004	OIL SEAL SELLO ACEITE	1	1		
4	63P-11416-02	PLANE BEARING, CRANKSHAFT 1 COJINETE PLANO 1	4	4		UR GREEN UR GREEN
	63P-11416-12	PLANE BEARING, CRANKSHAFT 1 COJINETE PLANO 1	4	4		UR RED UR RED
---	63P-11416-22	PLANE BEARING, CRANKSHAFT 1 COJINETE PLANO 1	4	4		UR YELLOW UR YELLOW
5	63P-11417-02	PLANE BEARING, CRANKSHAFT 2 COJINETE PLANO 2	5	5		UR GREEN UR GREEN
	63P-11417-12	PLANE BEARING, CRANKSHAFT 2 COJINETE PLANO 2	5	5		UR RED UR RED
	63P-11417-22	PLANE BEARING, CRANKSHAFT 2 COJINETE PLANO 2	5	5		UR YELLOW UR YELLOW
	63P-11417-32	PLANE BEARING, CRANKSHAFT 2 COJINETE PLANO 2	5	5		UR BLUE/ GREEN UR BLUE/ GREEN
6	63P-11426-00	BEARING, THRUST 1 COJINETE DE EMPUJE 1	1	1		UR GREEN UR GREEN
	63P-11426-10	BEARING, THRUST 1 COJINETE DE EMPUJE 1	1	1		UR RED UR RED
	63P-11426-20	BEARING, THRUST 1 COJINETE DE EMPUJE 1	1	1		UR YELLOW UR YELLOW
7	6BM-W1164-00	PISTON/CONROD ASSY(STD) PISTON/BIELA COMPLETA(STD)	4	4		
	6BM-W1164-10	PISTON/CON-ROD ASSY(0.25MM OS) PISTON/BIELA COMPLETA0:25MM OS	4	4		AP AP
8	63P-11654-00	.BOLT, CONNECTING ROD .TORNILLO DE BIELA	2	2		
9	63P-11656-01	PLANE BEARING, CONNECTING ROD COJINETE PLANO	8	8		UR GREEN UR GREEN
	63P-11656-11	PLANE BEARING, CONNECTING ROD COJINETE PLANO	8	8		UR BLUE UR BLUE
	63P-11656-21	PLANE BEARING, CONNECTING ROD COJINETE PLANO	8	8		UR RED UR RED
10	6BM-11603-00	PISTON RING SET (STD) JUEGO DE ANILLOS (NORMA)	4	4		
---	6BM-11604-00	PISTON RING SET (0.25MM O/S) JUEGO DE ANILLOS (0.25MM O/S)	4	4		AP AP

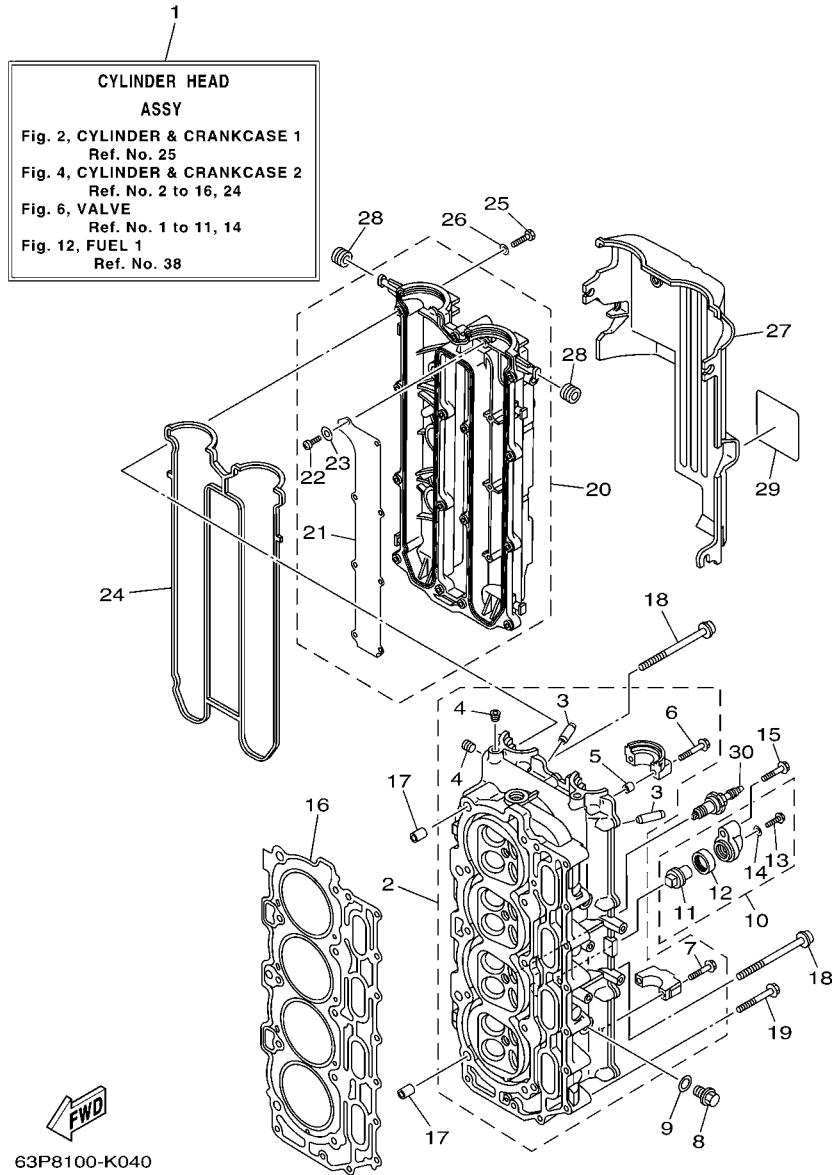
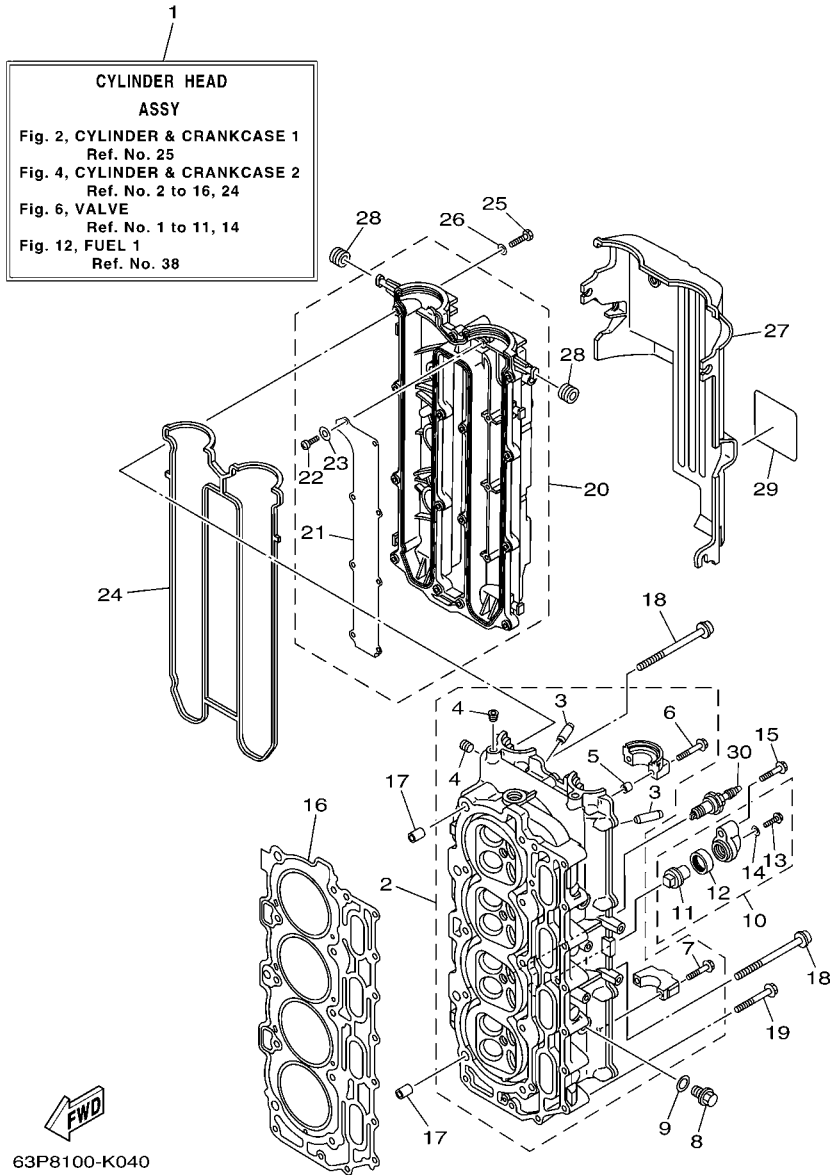


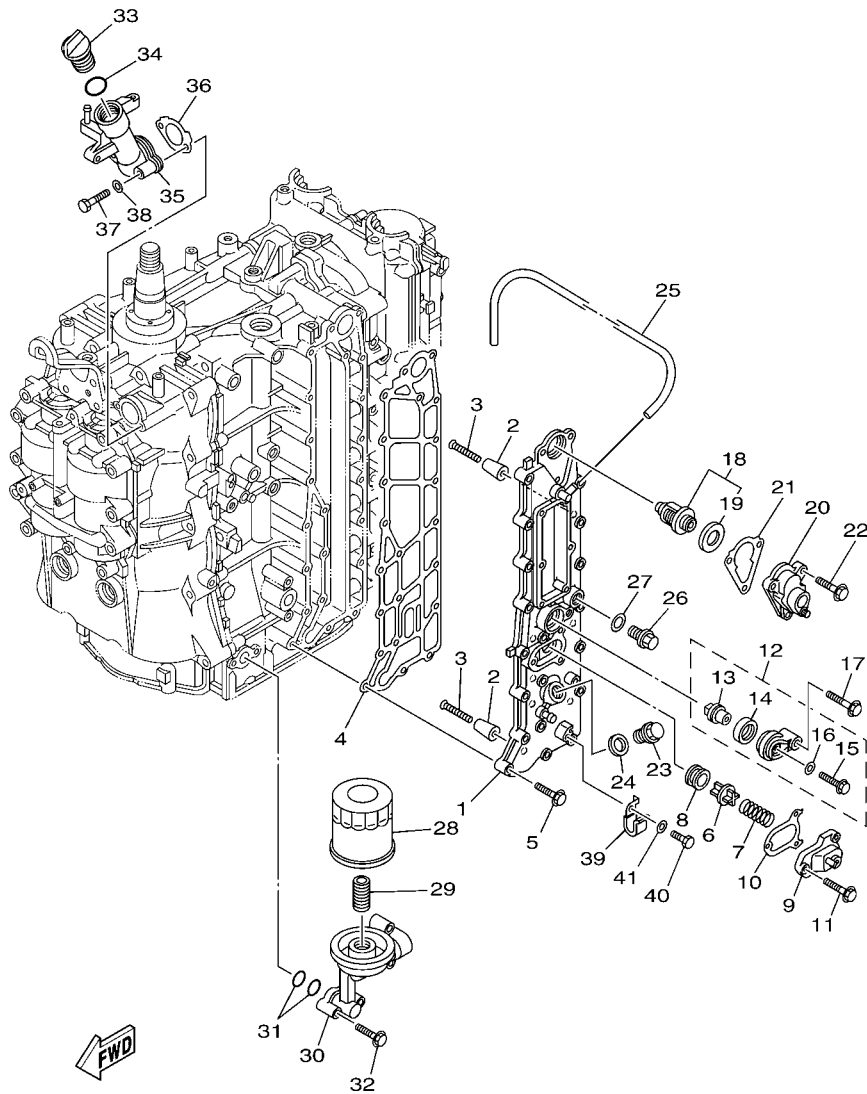
FIG. 4 CYLINDER & CRANKCASE 2 CILINDRO & CARTER 2

REF. NO.	PART NO. CODIGO Nº	DESCRIPTION DESCRIPCION	6BM3	6BN3		REMARKS OBSERVACIONES
1	63P-W009A-02-9S	CYLINDER HEAD ASSY CILINDRO CULATA COMPLETO	1	1		
2	63P-11110-01	CYLINDER HEAD ASSY CULATA DE CILINDRO COMPLETA	1	1		
3	69J-11133-10	.GUIDE, VALVE 1 .GUIA DE VALVULA 1	16	16		
4	90344-51019	.PLUG, TAPER SCREW .TAPON DE TORNILLO AHUSADO	3	3		
5	91809-08006	.PIN, DOWEL .PASADOR DE CLAVIJA	4	4		
6	90119-07235	.BOLT/WASHER-CAM CAPS .TORNILLO CON ARANDELA	4	4		
7	90119-07234	.BOLT, WITH WASHER .TORNILLO CON ARANDELA	16	16		
8	90340-14M06	PLUG, STRAIGHT SCREW TORNILLO, DE DRENAJE	2	2		
9	90430-14115	GASKET JUNTA	2	2		
10	69J-11301-00	ANODE COVER ASSY CONJUNTO CUBIERTA DE ANODO	2	2		
11	67F-11325-01	.ANODE .ANODO	1	1		
12	67F-11328-00	.GROMMET, ANODE .TAPON	1	1		
13	90105-06M07	.BOLT, FLANGE .TORNILLO	1	1		
14	90430-06M03	.GASKET JUNTA	1	1		
15	97575-08540	BOLT, WITH WASHER PERNO CON ARANDELA	2	2		
16	63P-11181-00	GASKET, CYLINDER HEAD 1 JUNTA, DE CULATA 1	1	1		
17	90387-10M08	COLLAR ESPACIADOR	2	2		
18	90155-10001	SCREW, FLAT FILLISTER TORNILLO CABEZA PLANA RAN.	10	10		
19	90119-08M91	BOLT, WITH WASHER TORNILLO CON ARANDELA	10	10		
20	63P-11191-00-9S	COVER, CYLINDER HEAD 1 TAPA CULATA DE CILINDRO 1	1	1		
21	63P-11135-00	.PLATE, BREATHER 3 .PLACA RESPIRADERO 3	1	1		
22	98507-04008	.SCREW, PAN HEAD .TORNILLO DE CABEZA CON PLANA	8	8		
23	92907-04600	.WASHER .ARANDELA	8	8		
24	63P-11193-00	GASKET, HEAD COVER 1 EMPAQUE	1	1		
25	97095-06030	BOLT PERNO	13	13		
26	92995-06600	WASHER ARANDELA	13	13		
27	63P-11192-01	COVER, CYLINDER HEAD 2 TAPA CULATA DE CILINDRO 2	1	1		



**FIG. 4 CYLINDER & CRANKCASE 2 CILINDRO & CARTER 2**

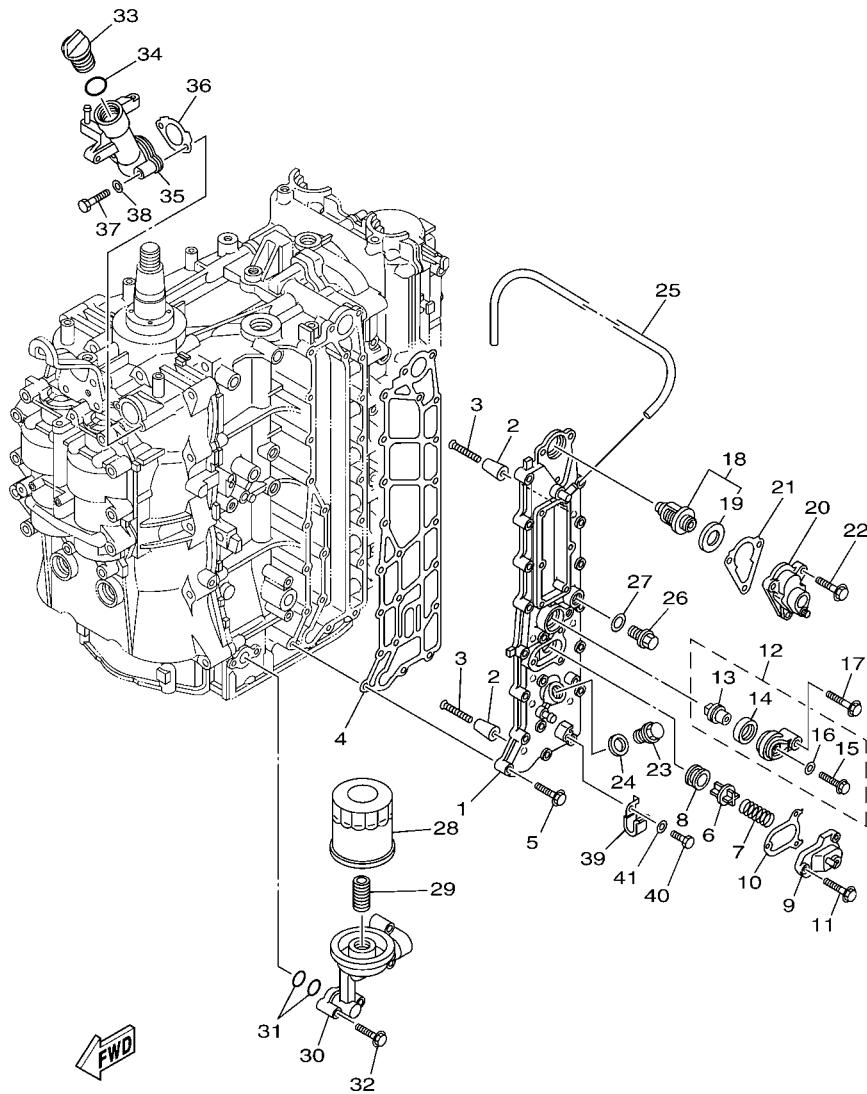
REF. NO.	PART NO. CODIGO Nº	DESCRIPTION DESCRIPCION	6BM3	6BN3			REMARKS OBSERVACIONES
28	90480-12314	GROMMET TAPON	5	5			
29	63P-83626-00	MARK 6 MARCA 6	1	1			
30	94702-00391	PLUG, SPARK (NGK LFR5A-11) BUJIA (NGK LFR5A-11)	4	4			
-----							
-----							
-----							
-----							
-----							
-----							
-----							
-----							
-----							



63P7100-J050

FIG. 5 CYLINDER & CRANKCASE 3 CILINDRO & CARTER 3

REF. NO.	PART NO. CODIGO Nº	DESCRIPTION DESCRIPCION	6BM3	6BN3		REMARKS OBSERVACIONES
1	63P-41113-03-9S	OUTER COVER, EXHAUST CUBOERTA EXTERIOR DE ESCAPE	1	1		
2	68T-11325-00	ANODE ANODO	8	8		
3	90151-05M05	SCREW, COUNTERSUNK TORNILLO EMBUTIDO	8	8		
4	63P-41114-A1	GASKET, EXHAUST OUTER COVER EMPAQUE	1	1		
5	90119-06MA4	BOLT, WITH WASHER TORNILLO CON ARANDELA	19	19		
6	6G5-12416-00	VALVE, PRESSURE CONTROL VALVULA DE CONTROL DE PRESION	1	1		
7	90501-16M11	SPRING, COMPRESSION RESORTE DE COMPRESION	1	1		
8	90480-20M05	GROMMET TAPON	1	1		
9	67F-1246A-01-9S	COVER 1 CUBIERTA 1	1	1		
10	67F-12435-A0	GASKET EMPAQUE	1	1		
11	90119-06MA2	BOLT, WITH WASHER TORNILLO CON ARANDELA	3	3		
12	69J-11301-00	ANODE COVER ASSY CONJUNTO CUBIERTA DE ANODO	1	1		
13	67F-11325-01	.ANODE .ANODO	1	1		
14	67F-11328-00	.GROMMET, ANODE .TAPON	1	1		
15	90105-06M07	.BOLT, FLANGE .TORNILLO	1	1		
16	90430-06M03	.GASKET .JUNTA	1	1		
17	97575-08540	BOLT, WITH WASHER PERNO CON ARANDELA	1	1		
18	67F-12411-01	THERMOSTAT TERMOSTAT	1	1		
19	67F-12412-00	.SEAL, THERMOSTAT .SELLO TERMOSTATO	1	1		
20	63P-1240H-01-9S	COVER ASSEMBLY CUBIERTA COPL.	1	1		
21	63P-12414-00	GASKET, COVER EMPAQUE	1	1		
22	90119-06MA4	BOLT, WITH WASHER TORNILLO CON ARANDELA	3	3		
23	90340-18M09	PLUG, STRAIGHT SCREW TORNILLO, DE DRENAJE	1	1		
24	90430-18130	GASKET JUNTA	1	1		
25	90445-10027	HOSE (L670) TUBO (L670)	1	1		
26	90340-14M06	PLUG, STRAIGHT SCREW TORNILLO, DE DRENAJE	1	1		
27	90430-14115	GASKET JUNTA	1	1		



63P7100-J050

FIG. 5 CYLINDER & CRANKCASE 3 CILINDRO & CARTER 3

REF. NO.	PART NO. CODIGO N°	DESCRIPTION DESCRIPCION	6BM3	6BN3			REMARKS OBSERVACIONES
28	69J-13440-01	ELEMENT ASSY, OIL CLEANER ELEMENTO FILTRO DE ACEITE	1	1			
29	69J-12858-00	BOLT, UNION PERNO DE UNION	1	1			
30	63P-13446-00-9S	CONNECTOR CONECTOR	1	1			
31	93210-19MJ1	O-RING ANILLO O	2	2			
32	97575-06540	BOLT, WITH WASHER PERNO CON ARANDELA	4	4			
33	6G8-15363-00	PLUG, OIL TAPON DE ACEITE	1	1			
34	93210-24M79	O-RING ANILLO O	1	1			
35	63P-15319-00-9S	JOINT CONECTOR	1	1			
36	63P-15364-A0	GASKET, OIL PLUG EMPAQUE TAPON DE ACEITE	1	1			
37	97095-06045	BOLT PERNO	2	2			
38	92995-06600	WASHER ARANDELA	2	2			
39	90462-06013	CLAMP BRIDA	1	1			
40	97095-06012	BOLT PERNO	1	1			
41	92995-06600	WASHER ARANDELA	1	1			

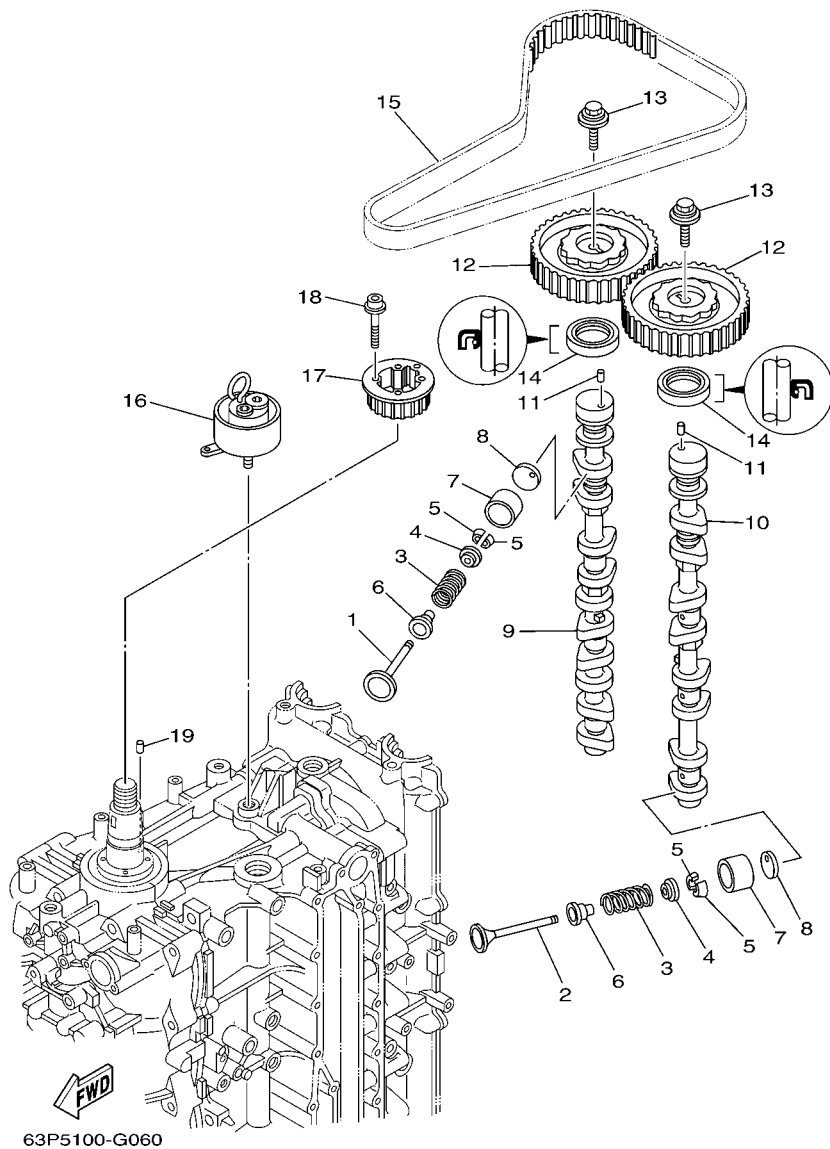
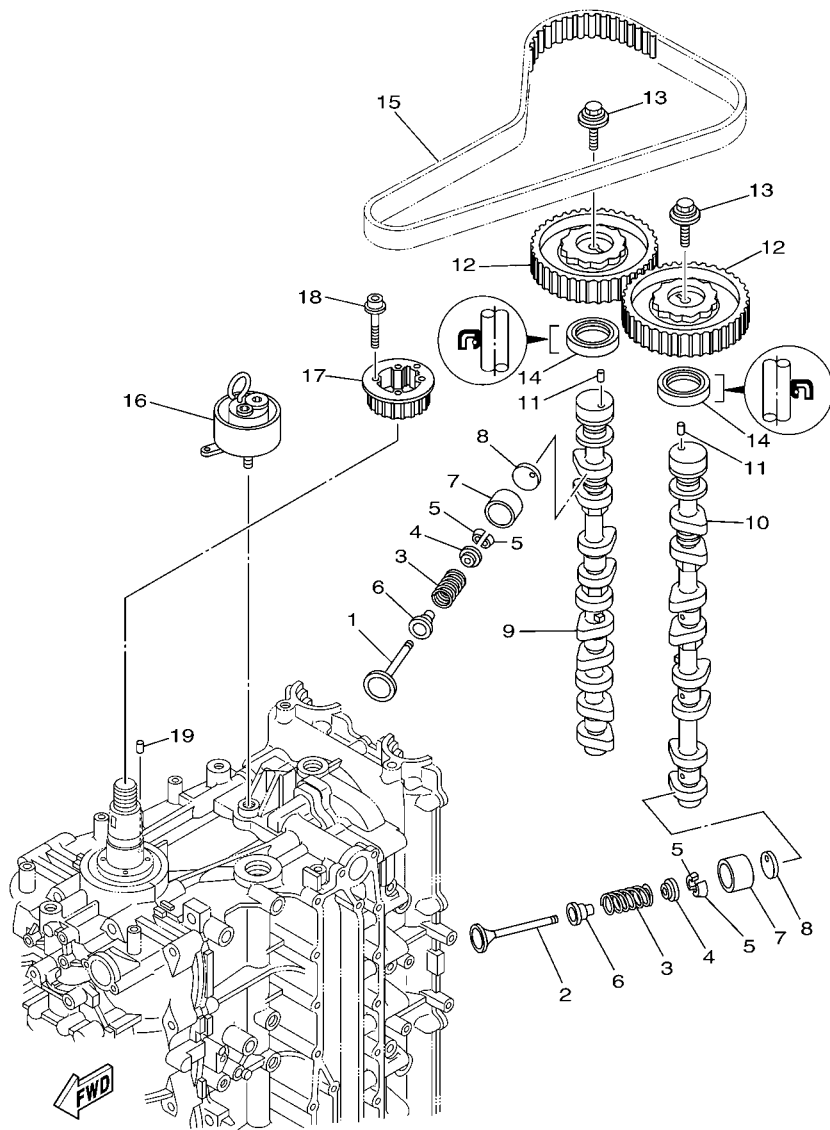


FIG. 6 VALVE

VALVULA

REF. NO.	PART NO. CODIGO Nº	DESCRIPTION DESCRIPCION	6BM3	6BN3	REMARKS OBSERVACIONES
1	69J-12111-00	VALVE, INTAKE VALVULA DE ADMISION	8	8	
2	69J-12121-00	VALVE, EXHAUST VALVULA DE ESCAPE	8	8	
3	69J-12113-01	SPRING, VALVE INNER RESORTE VALVULA INTERNA	16	16	
4	69J-12117-01	RETAINER, VALVE SPRING RETEN RESORTE DE VALVULA	16	16	
5	69J-12118-00	COTTER, VALVE SEGURO DE VALVULA	32	32	
6	69J-12119-00	SEAL, VALVE STEM SELLO DE ACEITE VALVULA	16	16	
7	69J-12153-00	LIFTER, VALVE LEVANTADOR DE VALVULA	16	16	
8	6S1-12168-00	PAD, ADJUSTING (2.320) COJIN, AJUSTADOR (2.320)	16	16	UR
	6S1-12168-10	PAD, ADJUSTING (2.340) COJIN, AJUSTADOR (2.340)	16	16	UR
	6S1-12168-20	PAD, ADJUSTING (2.360) COJIN, AJUSTADOR (2.360)	16	16	UR
	6S1-12168-30	PAD, ADJUSTING (2.380) COJIN, AJUSTADOR (2.380)	16	16	UR
	6S1-12168-40	PAD, ADJUSTING (2.400) COJIN, AJUSTADOR (2.400)	16	16	UR
	6S1-12168-50	PAD, ADJUSTING (2.420) COJIN, AJUSTADOR (2.420)	16	16	UR
	6S1-12168-60	PAD, ADJUSTING (2.440) COJIN, AJUSTADOR (2.440)	16	16	UR
	6S1-12168-70	PAD, ADJUSTING (2.460) COJIN, AJUSTADOR (2.460)	16	16	UR
	6S1-12168-80	PAD, ADJUSTING (2.480) COJIN, AJUSTADOR (2.480)	16	16	UR
	6S1-12168-90	PAD, ADJUSTING (2.500) COJIN, AJUSTADOR (2.500)	16	16	UR
	6S1-12168-A0	PAD, ADJUSTING (2.520) COJIN, AJUSTADOR (2.520)	16	16	UR
	6S1-12168-B0	PAD, ADJUSTING (2.540) COJIN, AJUSTADOR (2.540)	16	16	UR
	6S1-12168-C0	PAD, ADJUSTING (2.560) COJIN, AJUSTADOR (2.560)	16	16	UR
	6S1-12168-D0	PAD, ADJUSTING (2.580) COJIN, AJUSTADOR (2.580)	16	16	UR
	6S1-12168-E0	PAD, ADJUSTING (2.600) COJIN, AJUSTADOR (2.600)	16	16	UR
	6S1-12168-F0	PAD, ADJUSTING (2.620) COJIN, AJUSTADOR (2.620)	16	16	UR
	6S1-12168-G0	PAD, ADJUSTING (2.640) COJIN, AJUSTADOR (2.640)	16	16	UR
	6S1-12168-H0	PAD, ADJUSTING (2.660) COJIN, AJUSTADOR (2.660)	16	16	UR
	6S1-12168-J0	PAD, ADJUSTING (2.680) COJIN, AJUSTADOR (2.680)	16	16	UR
	6S1-12168-K0	PAD, ADJUSTING (2.700) COJIN, AJUSTADOR (2.700)	16	16	UR



63P5100-G060

FIG. 6 VALVE

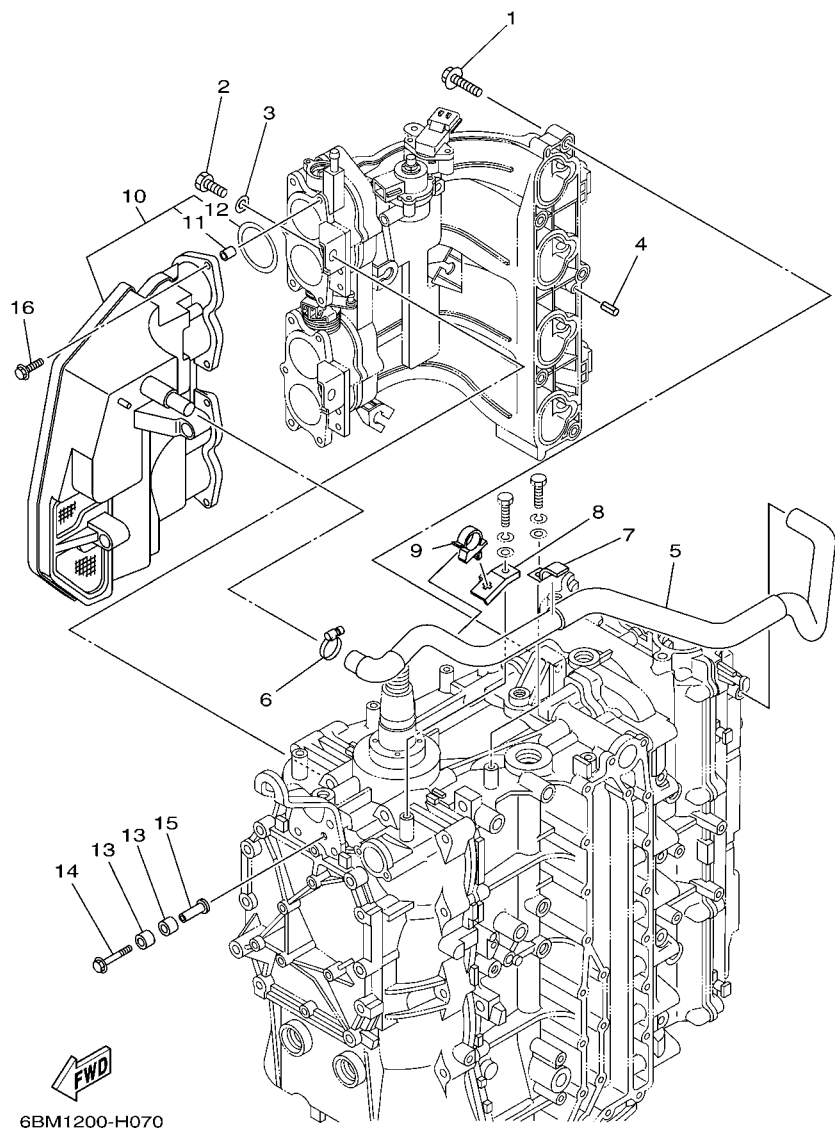
VALVULA

REF. NO.	PART NO. CODIGO Nº	DESCRIPTION DESCRIPCION	GBM3	GBN3		REMARKS OBSERVACIONES
8	6S1-12168-L0	PAD, ADJUSTING (2.720) COJIN,AJUSTADOR (2.720)	16	16		UR UR
	6S1-12168-M0	PAD, ADJUSTING (2.740) COJIN,AJUSTADOR (2.740)	16	16		UR UR
	6S1-12168-N0	PAD, ADJUSTING (2.760) COJIN,AJUSTADOR (2.760)	16	16		UR UR
	6S1-12168-P0	PAD, ADJUSTING (2.780) COJIN,AJUSTADOR (2.780)	16	16		UR UR
	6S1-12168-R0	PAD, ADJUSTING (2.800) COJIN,AJUSTADOR (2.800)	16	16		UR UR
	6S1-12168-S0	PAD, ADJUSTING (2.820) COJIN,AJUSTADOR (2.820)	16	16		UR UR
	6S1-12168-T0	PAD, ADJUSTING (2.840) COJIN,AJUSTADOR (2.840)	16	16		UR UR
	6S1-12168-U0	PAD, ADJUSTING (2.860) COJIN,AJUSTADOR (2.860)	16	16		UR UR
	6S1-12168-V0	PAD, ADJUSTING (2.880) COJIN,AJUSTADOR (2.880)	16	16		UR UR
	6S1-12168-W0	PAD, ADJUSTING (2.900) COJIN,AJUSTADOR (2.900)	16	16		UR UR
	6S1-12168-X0	PAD, ADJUSTING (2.920) COJIN,AJUSTADOR (2.920)	16	16		UR UR
	6S1-12168-Y0	PAD, ADJUSTING (2.940) COJIN,AJUSTADOR (2.940)	16	16		UR UR
	6S1-12169-00	PAD, ADJUSTING (2.960) COJIN,AJUSTADOR (2.960)	16	16		UR UR
9	63P-12171-00	CAMSHAFT 1 ARBOL DE LEVAS 1	1	1		
10	63P-12181-00	CAMSHAFT 2 ARBOL DE LEVAS 2	1	1		
11	93605-10108	PIN, DOWEL PASADOR DE CLAVIJA	2	2		
12	63P-11537-00	GEAR, DRIVEN ENGRANAJE TRACCION	2	2		
13	68V-12157-00	BOLT PERNO	2	2		
14	93102-38008	OIL SEAL SELLO ACEITE	2	2		
15	63P-46241-00	BELT CORREA	1	1		
16	63P-11590-01	TENSIONER ASSY TENSOR COMPLET	1	1		
17	63P-11536-01	GEAR, DRIVE ENGRANAJE TRACCION	1	1		
18	90110-05020	BOLT, HEXAGON SOCKET HEAD TORNILLO ALLEN	4	4		
19	93605-17002	PIN, DOWEL PASADOR DE CLAVIJA	1	1		



FIG. 7 INTAKE 1

ADMISION 1

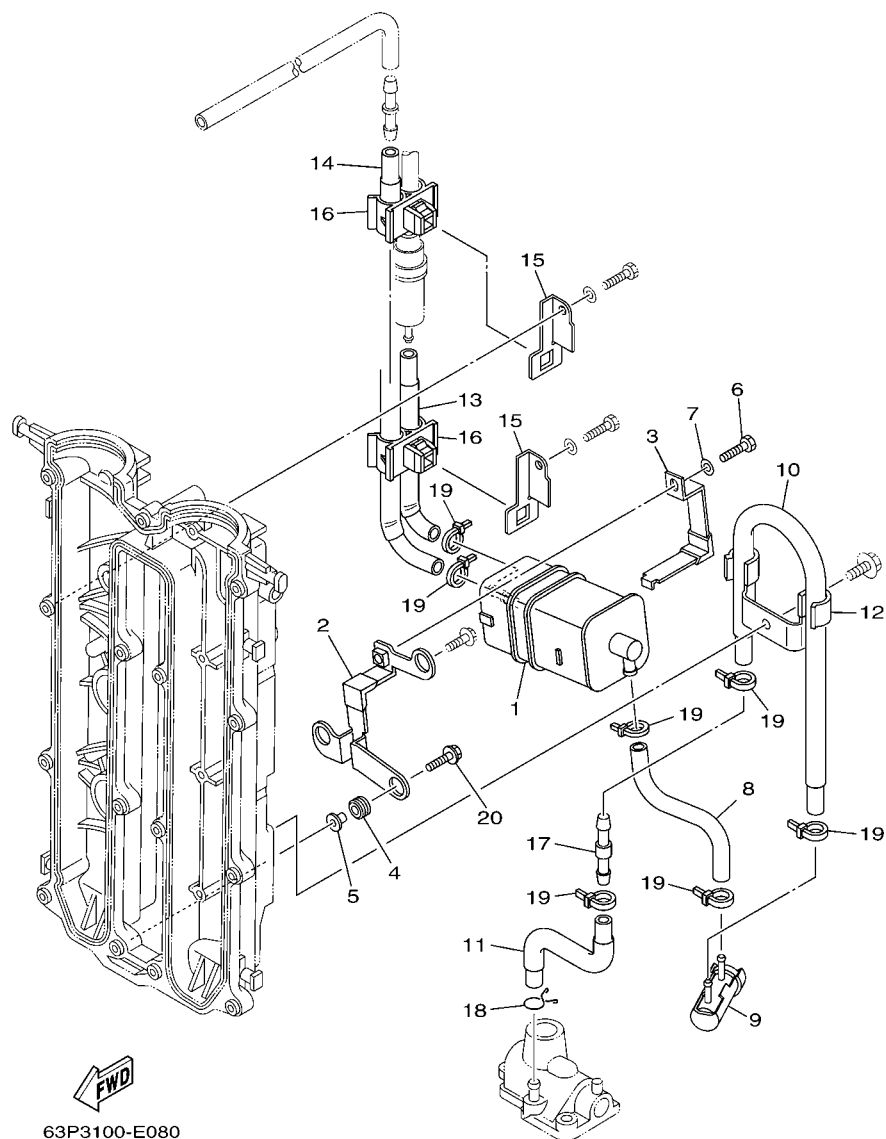


6BM1200-H070

REF. NO.	PART NO. CODIGO Nº	DESCRIPTION DESCRIPCION	6BM3	6BN3		REMARKS OBSERVACIONES
1	97575-08540	BOLT, WITH WASHER PERNO CON ARANDELA	5	5		
2	97013-08020	BOLT PERNO	2	2		
3	92903-08600	WASHER, PLATE RONDANA SENCILLA	2	2		
4	91690-50014	PIN, SPRING PASADOR DE RESORTE	2	2		
5	6BM-15373-00	PIPE, BREATHER MANGUELA DE RESPIRADERO	1	1		
6	90450-22M14	HOSE CLAMP ASSY BRIDA, MANGUERA	1	1		
7	90462-10051	CLAMP BRIDA	1	1		
8	63P-15378-00	HOLDER SOPORTE	1	1		
9	90464-20006	CLAMP BRIDA	1	1		
10	63P-14440-00	SILENCER ASSY, INTAKE SILENCIADOR COMPL DE ADMISION	1	1		
11	63P-14449-00	.COLLAR .COLLAR	6	6		
12	63P-14457-00	.SEAL .SELLO	4	4		
13	90386-08005	BUSH BUJE	4	4		
14	90119-06076	BOLT, WITH WASHER TORNILLO CON ARANDELA	2	2		
15	90387-06038	COLLAR ESPACIADOR	2	2		
16	90119-06M82	BOLT, WITH WASHER TORNILLO CON ARANDELA	6	6		

FIG. 8 INTAKE 2

ADMISION 2



REF. NO.	PART NO. CODIGO Nº	DESCRIPTION DESCRIPCION	6BM3	6BN3	REMARKS OBSERVACIONES
1	6P2-24170-00	CANISTER ASSY FRANJA DE DEPOSITO DE COMBUST.	1	1	
2	63P-2134X-00	BRACKET, CANISTER SOPORTE	1	1	
3	63P-2419A-01	HOLDER SOSTEN	1	1	
4	90480-10M23	GROMMET TAPON	3	3	
5	90387-06M60	COLLAR ESPACIADOR	3	3	
6	97095-06016	BOLT PERNO	1	1	
7	92995-06600	WASHER ARANDELA	1	1	
8	64P-24313-00	PIPE 3 TUBO 3	1	1	
9	69J-24502-00	FILTER, FUEL FIELTRO	1	1	
10	64P-24312-00	PIPE 2 TUBO 2	1	1	
11	64P-24311-00	PIPE, FUEL 1 TUBO DE COMBUSTIBLE 1	1	1	
12	63P-24367-01	CLAMP, FUEL PIPE 2 GRAMPA DE TUBO DE COMBUST.2	1	1	
13	64P-24315-00	PIPE 5 TUBO DE DESAGUE	1	1	
14	64P-24314-00	PIPE 4 TUBO 4	1	1	
15	63P-24364-01	STAY SOPORTE	2	2	
16	90464-11012	CLAMP BRIDA	2	2	
17	6E5-24379-00	PIPE, JOINT 4 TUBO DE UNION 4	1	1	
18	90467-09M09	CLIP PRESILLA	1	1	
19	90465-11M10	CLAMP BRIDA	7	7	
20	90119-06135	BOLT, WITH WASHER TORNILLO CON ARANDELA	2	2	

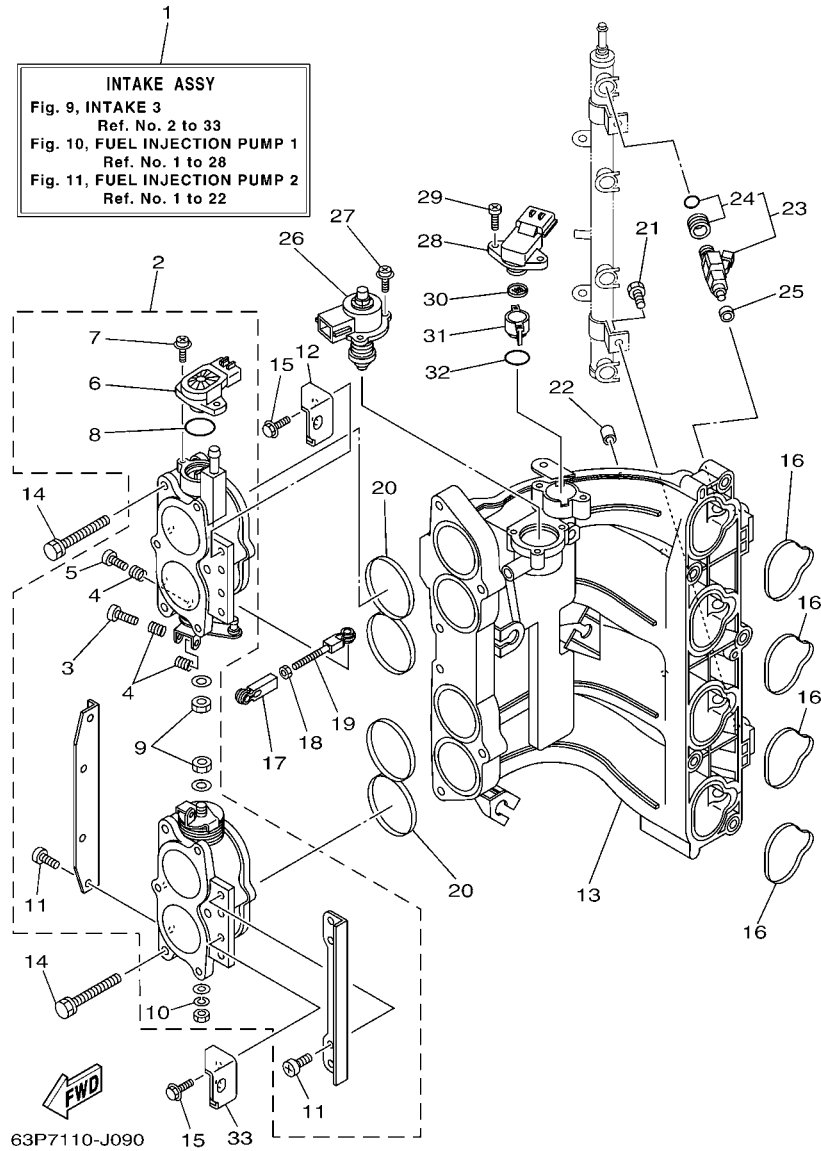
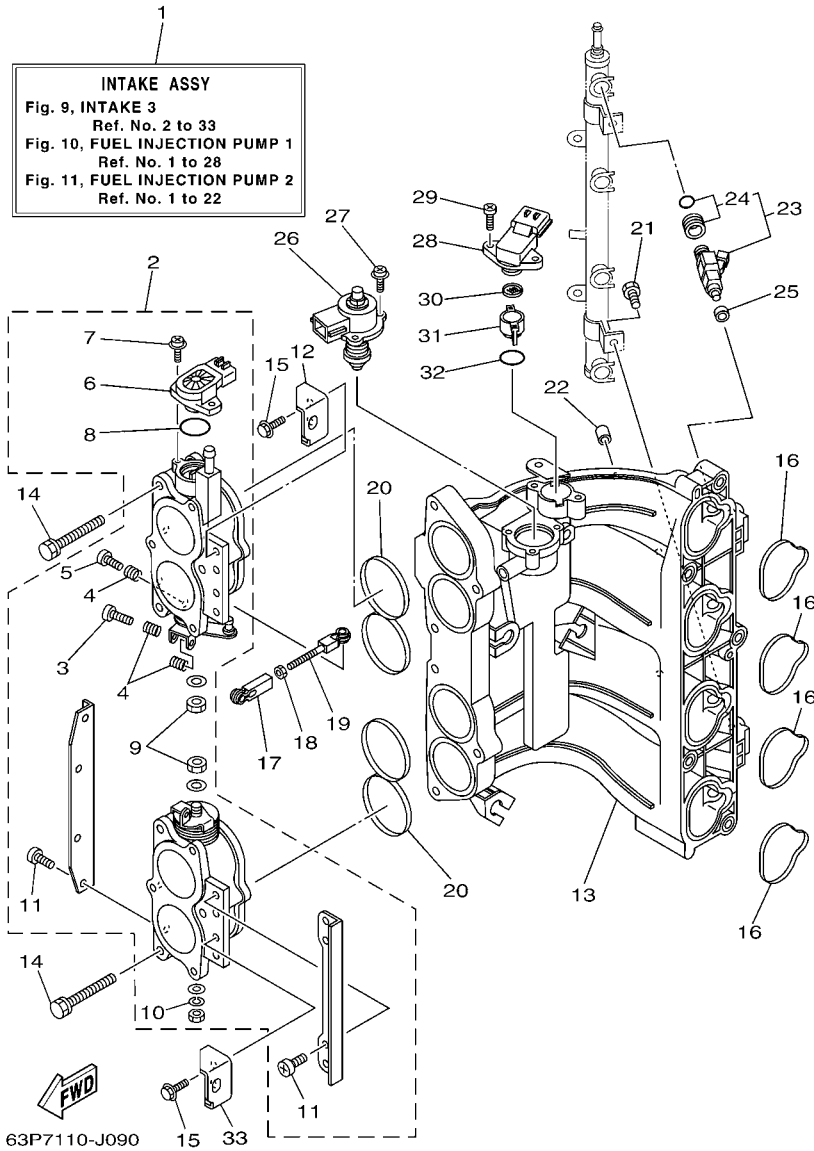


FIG. 9 INTAKE 3

ADMISION 3

REF. NO.	PART NO. CODIGO N°	DESCRIPTION DESCRIPCION	6BM3	6BN3	REMARKS OBSERVACIONES
1	63P-14200-21	INTAKE ASSY ADMISION COMPL.	1	1	
2	63P-13751-01	BODY, THROTTLE 1 CAJA 1	1	1	
3	69J-14321-00	.SCREW, THROTTLE .TORNILLO DE OBTURADOR	1	1	
4	68V-14331-00	.SPRING, THROTTLE VALVE .RESORTE VALVULA ACELERADOR	3	3	
5	68V-14323-00	.SCREW, AIR ADJUSTING .TORNILLO DE AJUSTE DE AIRE	1	1	
6	6S1-85885-00	.THROTTLE SENSOR ASSY .TERMICA SENSORIO	1	1	
7	68V-81145-01	.SCREW 1 .TORNILLO 1	2	2	
8	68V-8182L-00	.O-RING 1 .ANILLO EN O	1	1	
9	3CF-14594-00	.NUT .TUERCA	2	2	
10	68V-14356-00	.WASHER, SPRING .ARANDELA DE RESORTE	1	1	
11	68V-14565-00	.SCREW .TORNILLO	8	8	
12	63P-14291-00	BRACKET 1 SOPORTE 1	1	1	
13	63P-13641-00	MANIFOLD 1 MULTIPLE 1	1	1	
14	63P-14496-00	BOLT PERNO	6	6	
15	97595-06516	BOLT, WITH WASHER PERNO CON ARANDELA	4	4	
16	63P-13645-00	GASKET, MANIFOLD 1 EMPAQUE	4	4	
17	6H4-41237-00	JOINT, LINK CONECTOR	1	1	
18	95380-05700	NUT TUERCA	1	1	
19	682-41238-01	JOINT, LINK CONECTOR	1	1	
20	63P-13557-00	GASKET EMPAQUE	2	2	
21	63P-14446-00	BOLT PERNO	2	2	
22	63P-13643-00	COVER, MANIFOLD CUBIERTA DE COLECTOR	4	4	
23	63P-13761-00	INJECTOR INYECTOR	4	4	
24	68V-1410B-00	.PACKING KIT .JUEGO DE EMPAQUE	1	1	
25	68V-13766-00	RUBBER, INJECTOR ANILLO PROTECTOR	4	4	
26	63P-1312A-01	VALVE, CONTROL EMBLEMA, YAMAHA	1	1	
27	68V-81146-01	SCREW 2 TORNILLO 2	3	3	



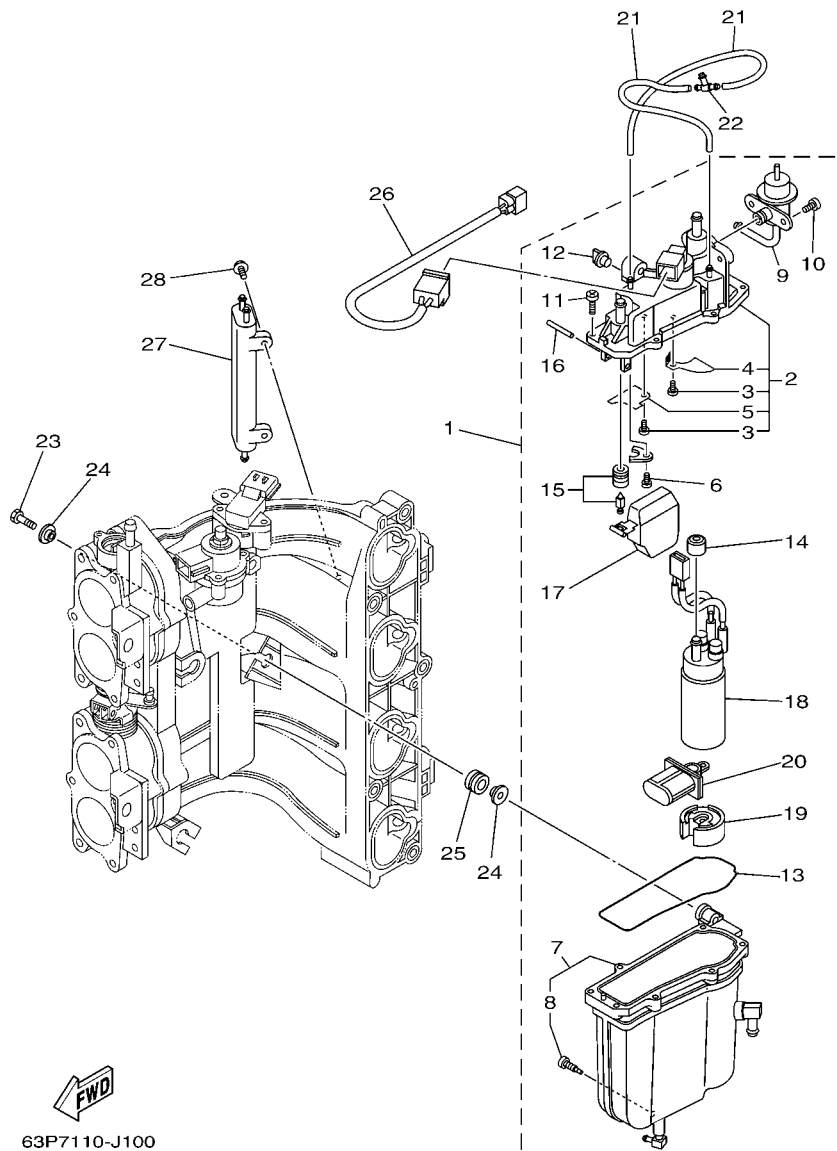
**FIG. 9 INTAKE 3**

**ADMISION 3**

REF. NO.	PART NO. CODIGO Nº	DESCRIPTION DESCRIPCION	6BM3	6BN3	REMARKS OBSERVACIONES
28	63P-82380-00	SENSOR, PRESSURE SENSOR DE PRESION	1	1	
29	68V-81147-00	SCREW 3 TORNILLO 3	2	2	
30	63P-13905-00	FILTER COMP. FILTRO COMPLETO	1	1	
31	63P-13898-00	HOLDER SOSTEN	1	1	
32	63P-13769-00	O-RING ANILLO O	1	1	
33	63P-14292-00	BRACKET 2 SOPORTE 2	1	1	

FIG. 10 FUEL INJECTION PUMP 1

BOMBA DE INYECTOR 1

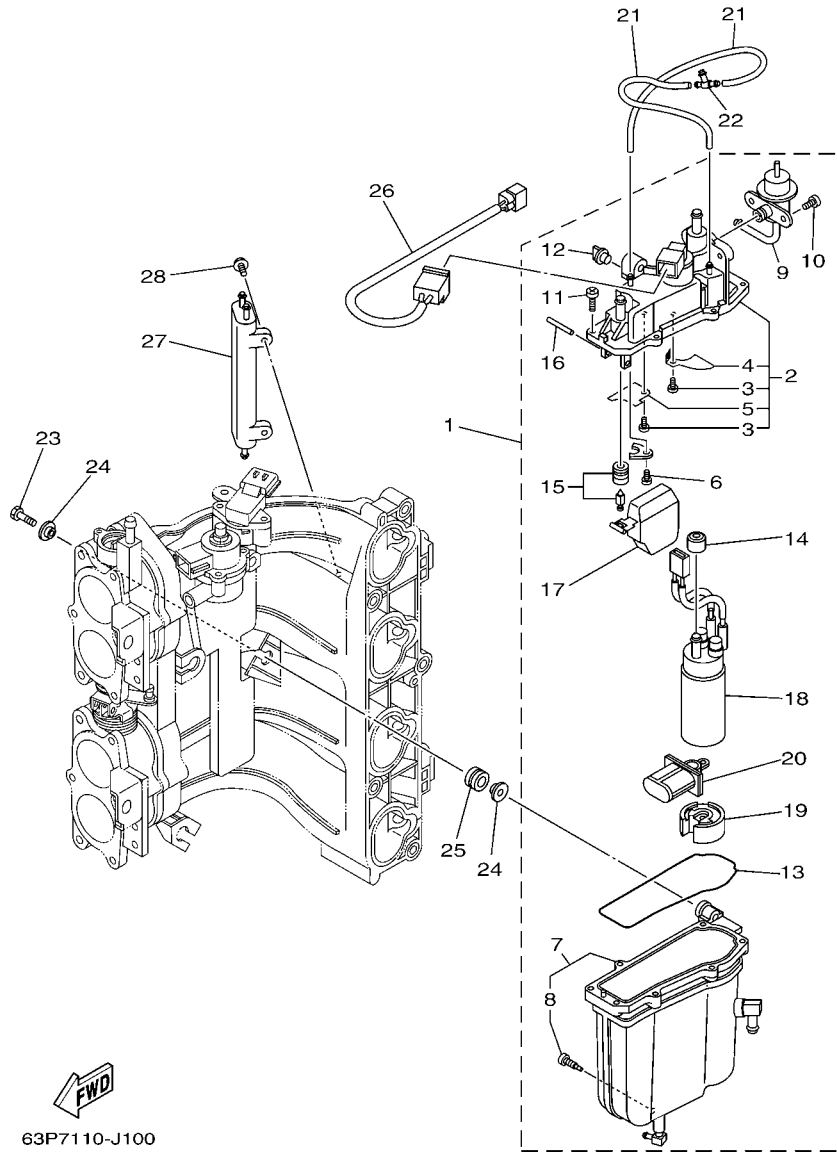


63P7110-J100

REF. NO.	PART NO. CODIGO Nº	DESCRIPTION DESCRIPCION	6BM3	6BN3		REMARKS OBSERVACIONES
1	63P-14180-01	FLOAT CHAMBER ASSY CAMARA DE BOIA COMPLETE	1	1		
2	63P-14182-00	.COVER, FLOAT CHAMBER .TAPA DE CAMARA DE BOIA	1	1		
3	4SV-24453-00	..SCREW ..TORNILLO	2	2		
4	63P-2411R-00	..PLATE 1 ..PLACA 1	1	1		
5	63P-2411T-00	..PLATE 2 ..PLACA 2	1	1		
6	4SV-24453-00	..SCREW ..TORNILLO	1	1		
7	63P-14181-00	.BODY, FLOAT CHAMBER 1 .CUERPO DE CAMARA DE BOIA	1	1		
8	63P-14191-00	..PLUG, DRAIN ..TORNILLO, DE DRENAJE	1	1		
9	63P-13906-00	.REGULATOR, PRESSURE .REGULADOR	1	1		
10	63P-14565-00	.SCREW ..TORNILLO	2	2		
11	63P-14567-00	.SCREW ..TORNILLO	7	7		
12	69J-14225-01	.CAP .TAPA	1	1		
13	63P-14984-00	.GASKET, FLOAT CHAMBER .EMPAQUE CAMARA DE BOIA	1	1		
14	68V-13781-10	.DAMPER, PUMP .AMORTIGUADOR DE BOMBA	1	1		
15	63P-14546-00	.VALVE, NEEDLE .VALVULA DE AGUJA	1	1		
16	68V-14386-00	.PIN, FLOAT .PASADOR DE BOIA	1	1		
17	63P-14985-00	.FLOAT .BOIA	1	1		
18	63P-13907-02	.FUEL PUMP COMP. .BOMBA DE COMBUSTIBLE COMPLETA	1	1		
19	63P-13784-00	.COVER, PUMP .CUBIERTA DE BOMBA	1	1		
20	63P-13915-00	.FILTER .FILTRO	1	1		
21	63P-14148-00	PIPE TUBO	2	2		
22	69J-24379-00	PIPE, JOINT 4 TUBO DE UNION 4	1	1		
23	63P-14777-00	BOLT PERNO	3	3		
24	69J-13716-00	COLLAR COLLAR	6	6		
25	6BM-13593-00	DAMPER COJINETE DE RODILLOS	3	3		
26	63P-8259L-00	WIRE HARNESS ASSY 1 CONJUNTO DE CABLES 1	1	1		
27	69J-21841-02	COOLER ENFRIADOR	1	1		

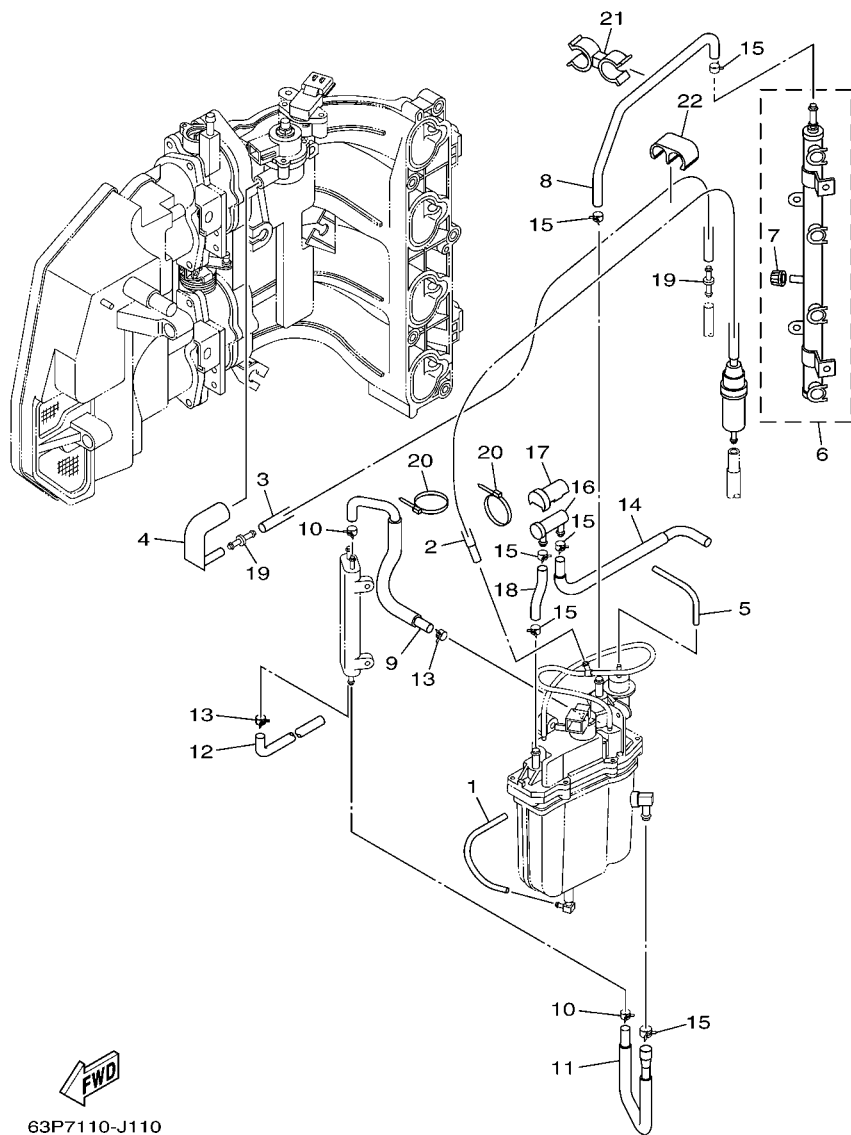
FIG. 10 FUEL INJECTION PUMP 1

BOMBA DE INYECTOR 1



63P7110-J100

REF. NO.	PART NO. CODIGO Nº	DESCRIPTION DESCRIPCION	6BM3	6BN3		REMARKS OBSERVACIONES
28	68V-14446-00	BOLT PERNO	2	2		



63P7110-J110

FIG. 11 FUEL INJECTION PUMP 2 BOMBA DE INYECTOR 2

REF. NO.	PART NO. CODIGO Nº	DESCRIPTION DESCRIPCION	6BM3	6BN3	REMARKS OBSERVACIONES
1	63P-14149-00	PIPE TUBO	1	1	
2	63P-13971-00	PIPE, FUEL 1 ANILLO DE ESPACIADOR	1	1	
3	63P-13546-00	HOSE 2 SELLO	1	1	
4	63P-13545-00	HOSE 1 SELLO	1	1	
5	63P-13532-10	HOSE, VACUUM SENSING 3 MANGUERA, DE VACIO 3	1	1	
6	63P-13160-00	DELIVERY PIPE ASSY 1 TUBO DE LLEGADA CONJUNTO 1	1	1	
7	63P-14225-00	.CAP .TAPA	1	1	
8	63P-13974-20	PIPE, FUEL 4 TUBO, COMBUSTIBLE 4	1	1	
9	63P-13976-00	PIPE, FUEL 6 TUBO, COMBUSTIBLE 6	1	1	
10	68V-2411M-00	CLIP PRESILLA	2	2	
11	63P-24317-00	PIPE 7 TUBO 7	1	1	
12	63P-2247B-00	HOSE 2 TUBO 2	1	1	
13	68V-24519-00	CLIP PRESILLA	2	2	
14	63P-24325-00	PIPE 14 TUBO 14	1	1	
15	68V-13577-00	CLIP PRESILLA	6	6	
16	69J-24501-10	FILTER, FUEL FIELTRO	1	1	
17	69J-24599-10	CAP SELLO TAPA	1	1	
18	63P-13975-00	PIPE, FUEL 5 TUBO, COMBUSTIBLE 5	1	1	
19	6P2-13758-00	PIPE, JOINT TUBO DE JUNTA	2	2	
20	68V-2481H-00	CLAMP GRAMPA	2	2	
21	63P-2417H-00	CLAMP 1 GRAMPA 1	1	1	
22	63P-2417J-00	CLAMP 2 GRAMPA 2	1	1	

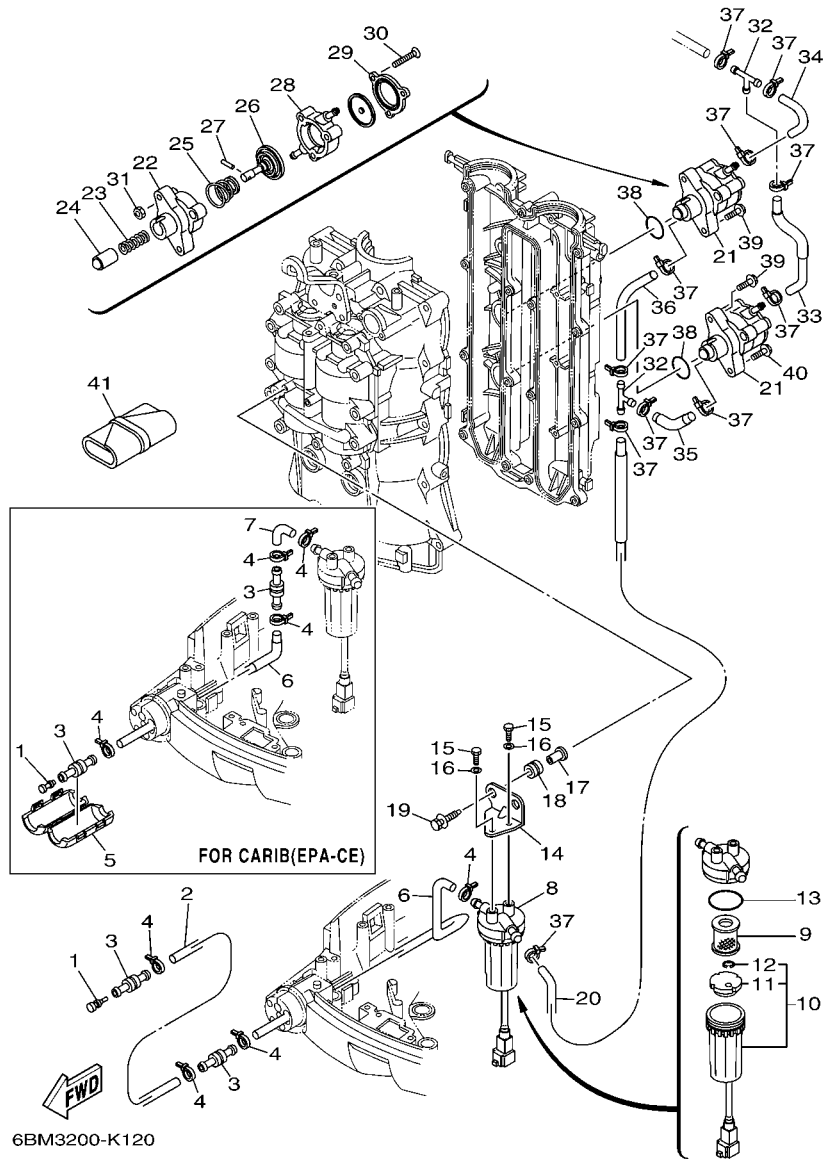


FIG. 12 FUEL 1

COMBUSTIBLE 1

REF. NO.	PART NO. CODIGO Nº	DESCRIPTION DESCRIPCION	6BM3	6BN3	REMARKS OBSERVACIONES
1	689-85547-00	DAMPER AMORTIGUADOR	1	1	
2	90445-13511	HOSE (L2000) TUBO (L2000)	1	1	EXCEPT CAR(EPA-CE) EXCEPT CAR(EPA-CE)
3	6R3-24377-10	PIPE, JOINT 2 TUBO DE UNION 2	2	2	
4	90465-11M10	CLAMP BRIDA	4	4	
5	68V-24452-00	COVER CUBIERTA	1	1	FOR CAR(EPA-CE) FOR CAR(EPA-CE)
6	63P-24316-00	PIPE 6 TUBO 6	1	1	EXCEPT CAR(EPA-CE) EXCEPT CAR(EPA-CE)
	63P-24316-10	PIPE 6 TUBO 6	1	1	FOR CAR(EPA-CE) FOR CAR(EPA-CE)
7	61A-24311-00	PIPE, FUEL 1 TUBO DE COMBUSTIBLE 1	1	1	FOR CAR(EPA-CE) FOR CAR(EPA-CE)
8	6P3-24560-01	FILTER ASSY FILTRO COMPLETO	1	1	
9	6P3-24563-00	.ELEMENT, FILTER .ELEMENTO DEL FILTRO	1	1	
10	6P3-24562-02	.CUP, FILTER .COPA DE FILTRO	1	1	
11	6P3-24469-00	..FLOAT, WATER LEVEL ..BOIA	1	1	
12	6P3-24519-00	..CLIP ..PRESILLA	1	1	
13	6P3-24564-00	.GASKET .EMPAQUE	1	1	
14	63P-24566-00	BRACKET, FILTER SOPORTE DEL FILTRO	1	1	
15	97095-06014	BOLT PERNO	2	2	
16	92995-06600	WASHER ARANDELA	2	2	
17	90387-06M60	COLLAR ESPACIADOR	2	2	
18	90480-10M23	GROMMET TAPON	2	2	
19	90119-06071	BOLT, WITH WASHER TORNILLO CON ARANDELA	2	2	
20	63P-24311-10	PIPE, FUEL 1 TUBO DE COMBUSTIBLE 1	1	1	
21	63P-24410-00	FUEL PUMP ASSY BOMBA DE COMBUSTIBLE COMPLETA	2	2	
22	68V-24412-00	.BODY 1 .CUERPO 1	1	1	
23	68V-24454-00	.SPRING .RESORTE	1	1	
24	63P-13131-00	.PLUNGER .ESPACIADOR	1	1	
25	63P-24423-00	.SPRING, DIAPHRAGM .RESORTE DE DIAFRAGMA	1	1	
26	68V-24411-00	.DIAPHRAGM .DIAFRAGMA	1	1	



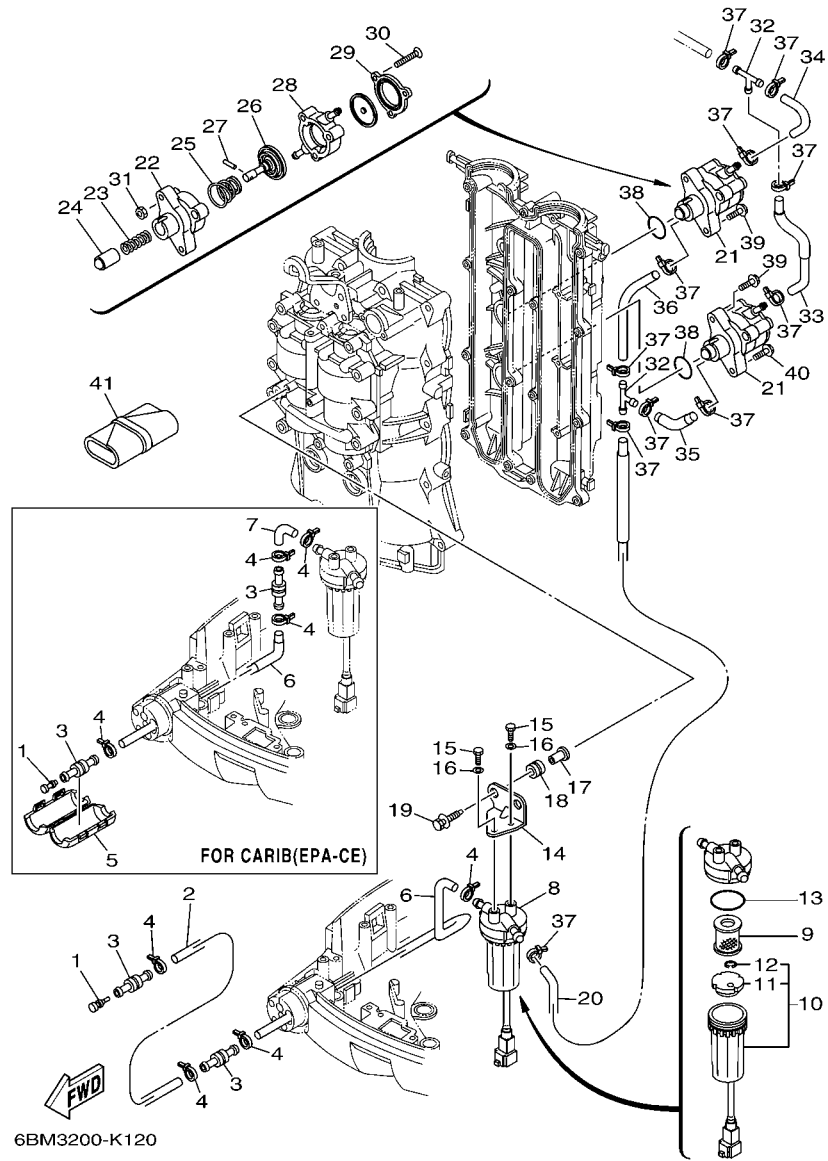
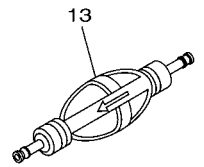
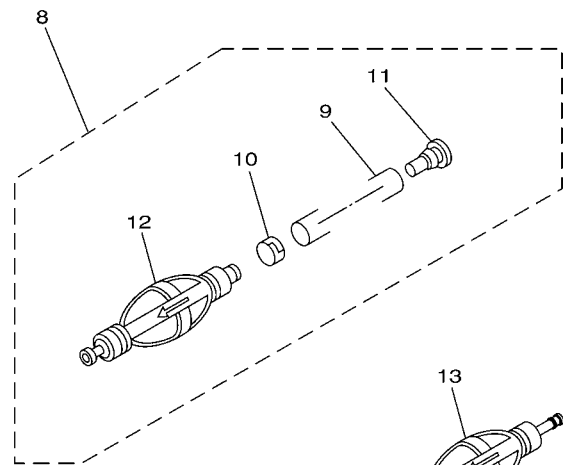
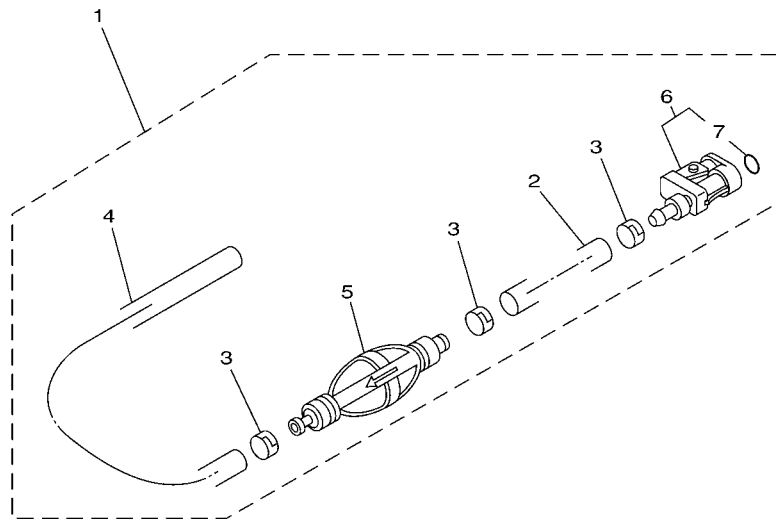


FIG. 12 FUEL 1

COMBUSTIBLE 1

REF. NO.	PART NO. CODIGO Nº	DESCRIPTION DESCRIPCION	6BM3	6BN3	REMARKS OBSERVACIONES
27	68V-24374-00	.PIN .PASADOR	1	1	
28	68V-24413-00	.BODY 2 .CUERPO 2	1	1	
29	63P-24414-00	.BODY 3 .CUERPO 3	1	1	
30	68V-24444-00	.SCREW .TORNILLO	3	3	
31	68V-24149-00	.NUT .TUERCA	3	3	
32	6E5-24378-00	PIPE, JOINT 3 TUBO DE UNION 3	2	2	
33	6BM-24314-00	PIPE 4 TUBO 4	1	1	
34	63P-24315-00	PIPE 5 TUBO DE DESAGUE	1	1	
35	63P-24312-10	PIPE 2 TUBO 2	1	1	
36	63P-24313-10	PIPE 3 TUBO 3	1	1	
37	90465-11M10	CLAMP BRIDA	11	11	
38	93210-30682	O-RING ANILLO O	2	2	
39	90119-06M83	BOLT, WITH WASHER TORNILLO CON ARANDELA	3	3	
40	90119-06135	BOLT, WITH WASHER TORNILLO CON ARANDELA	1	1	
41	67F-28100-01	TOOL KIT JUEGO DE HERRAMIENTAS	1	1	



  
 6BM3200-K130

FIG. 13 FUEL 2

COMBUSTIBLE 2

REF. NO.	PART NO. CODIGO N°	DESCRIPTION DESCRIPCION	6BM3	6BN3	REMARKS OBSERVACIONES
1	6Y2-24306-45	FUEL PIPE COMP. 1 TUBO COMBUST. COMPL 1	1		AP CHN AP CHN
2	90445-13M01	.HOSE (L2050) .MANGUERA (L2050)	1		
3	6E5-24351-51	.BAND 1 .ABRAZADERA 1	3		
4	90445-13M35	.HOSE (L250) .MANGUERA (L250)	1		
5	6Y2-24360-60	.PRIMER PUMP ASSY .SOPORTE BOMBA	1		
6	6Y2-24305-06	.FUEL PIPE JOINT COMP. 2 .CONECTOR MANGUERA COMBUST. 2	1		
7	93210-08287	..O-RING ..ANILLO O	1		
8	6Y2-24307-50	FUEL PIPE COMP. 2 MANGUERA COMPL, COMBUSTIBLE 2	1	1	AP EXCEPT CHN,CAR(EPA-CE) AP EXCEPT CHN,CAR(EPA-CE)
9	90445-13M01	.HOSE (L2050) .MANGUERA (L2050)	1	1	
10	6E5-24351-51	.BAND 1 .ABRAZADERA 1	1	1	
11	90480-06M19	.GROMMET .TAPON	1	1	
12	6Y2-24360-60	.PRIMER PUMP ASSY .SOPORTE BOMBA	1	1	
13	6Y2-24360-70	PRIMER PUMP ASSY SOPORTE BOMBA	1	1	AP CAR(EPA-CE) AP CAR(EPA-CE)

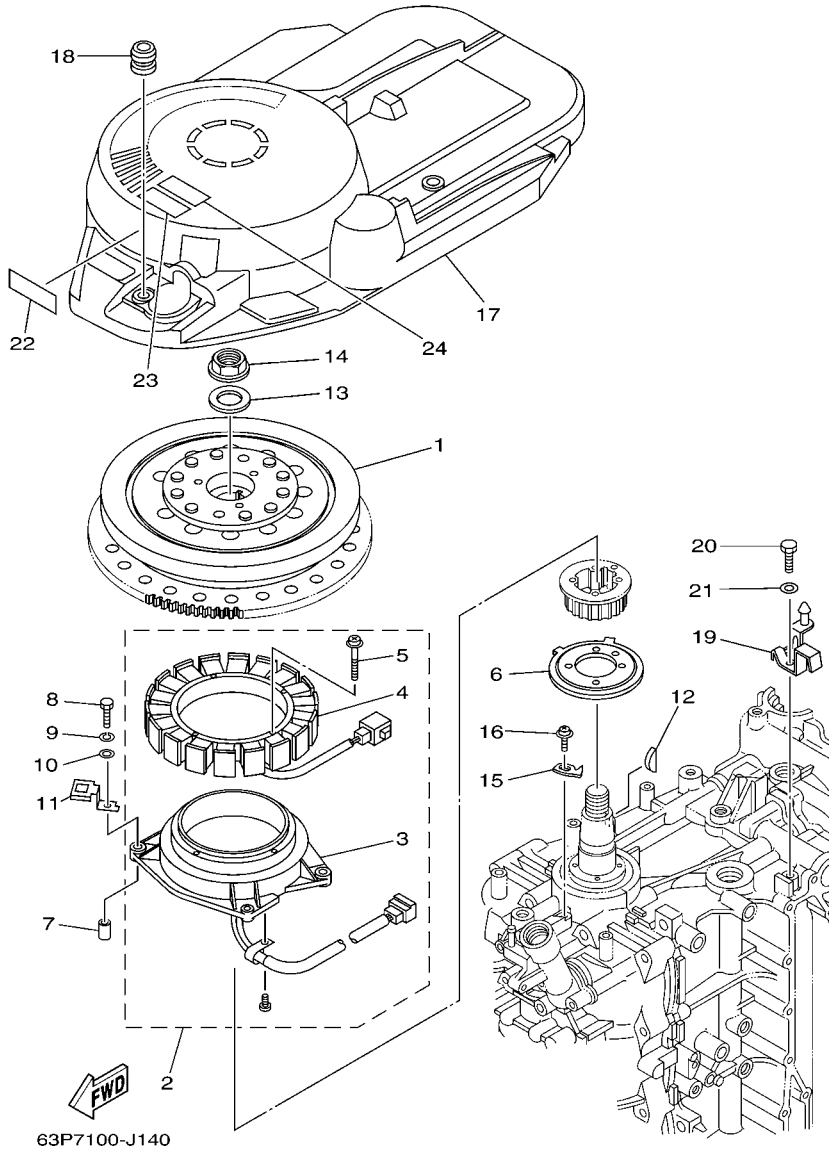
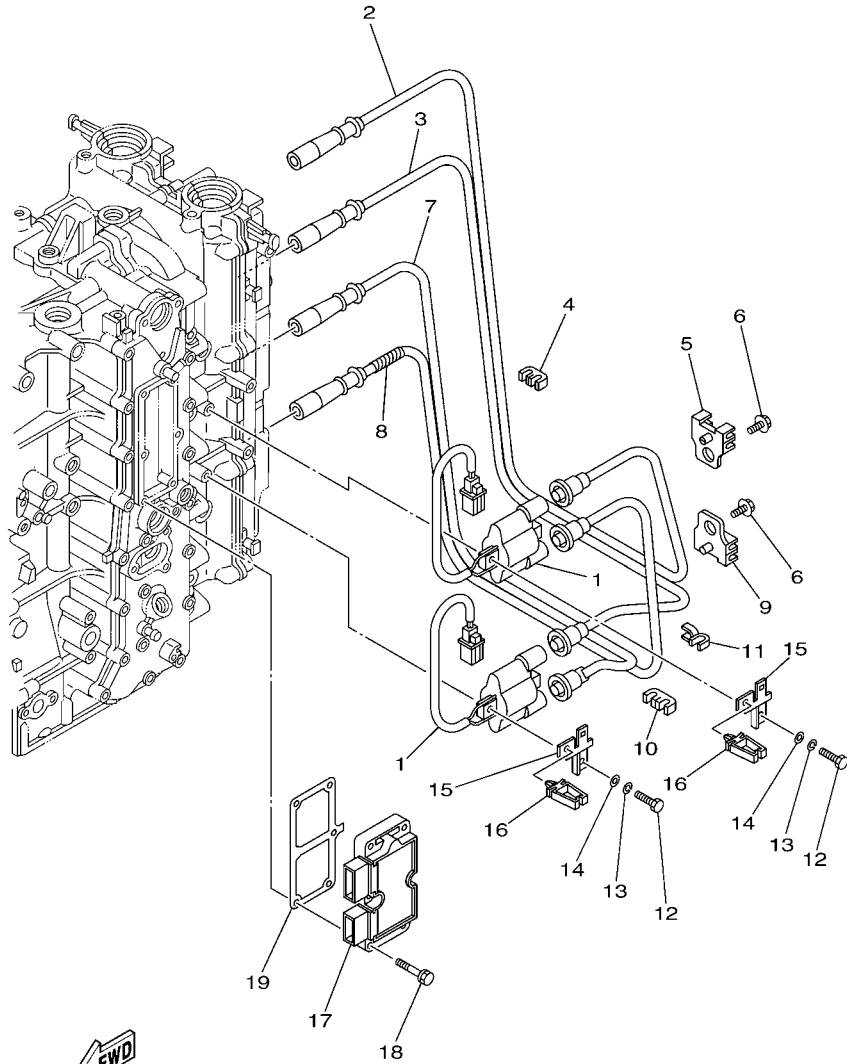


FIG. 14 GENERATOR

GENERADOR

REF. NO.	PART NO. CODIGO N°	DESCRIPTION DESCRIPCION	6BM3	6BN3		REMARKS OBSERVACIONES
1	63P-81450-00	ROTOR ASSY ROTOR COMPLETO	1	1		
2	63P-81460-00	BASE ASSY CONJUNTO BASE	1	1		
3	63P-85580-00	.COIL, PULSER .BOBINA DE PULSACION	1	1		
4	63P-81410-00	.STATOR ASSY .ESTATOR COMPLETO	1	1		
5	63D-81345-20	.SCREW, WITH WASHER (M6X30) .TORNILLO, CON ARANDELA (M6X30)	4	4		
6	63P-81673-01	ROTOR ROTOR	1	1		
7	99530-08012	PIN, DOWEL PASADOR, DE ESPIGA	2	2		
8	97095-06035	BOLT PERNO	4	4		
9	92995-06100	WASHER, SPRING ARANDELA	4	4		
10	92995-06600	WASHER ARANDELA	4	4		
11	63P-81845-00	PLATE PLACA	2	2		
12	90280-05015	KEY, WOODRUFF CUNA WOODRUFF	1	1		
13	90201-24014	WASHER, PLATE ARANDELA PLANA	1	1		
14	90179-24002	NUT TUERCA	1	1		
15	6P2-81332-00	PLATE, TIMING PLACA REGULADOR DE TIEMPO	1	1		
16	97985-06210	SCREW, WITH WASHER TORNILLO, CON ARANDELA	1	1		
17	63P-81337-00	COVER, FLYWHEEL CUBIERTA DE VOLANTE	1	1		
18	663-82317-01	DAMPER, IGNITION COIL AMORTIGUADOR BOBINA ENCENDIDO	3	3		
19	63P-8132G-00	PLATE PLACA	1	1		
20	97095-06016	BOLT PERNO	1	1		
21	92995-06600	WASHER ARANDELA	1	1		
22	63P-13437-42	MARK, CAUTION MARKER	1			FOR CHN FOR CHN
	63P-13437-62	MARK, CAUTION MARKER	1	1		EXCEPT FOR CHN EXCEPT FOR CHN
23	6AH-81994-40	LABEL, SAFETY ETIQUETA DE SEGURIDAD	1	1		
24	6AH-81994-50	LABEL, SAFETY ETIQUETA DE SEGURIDAD	1	1		EXCEPT FOR CHN EXCEPT FOR CHN



**FWD**  
63P7110-J150

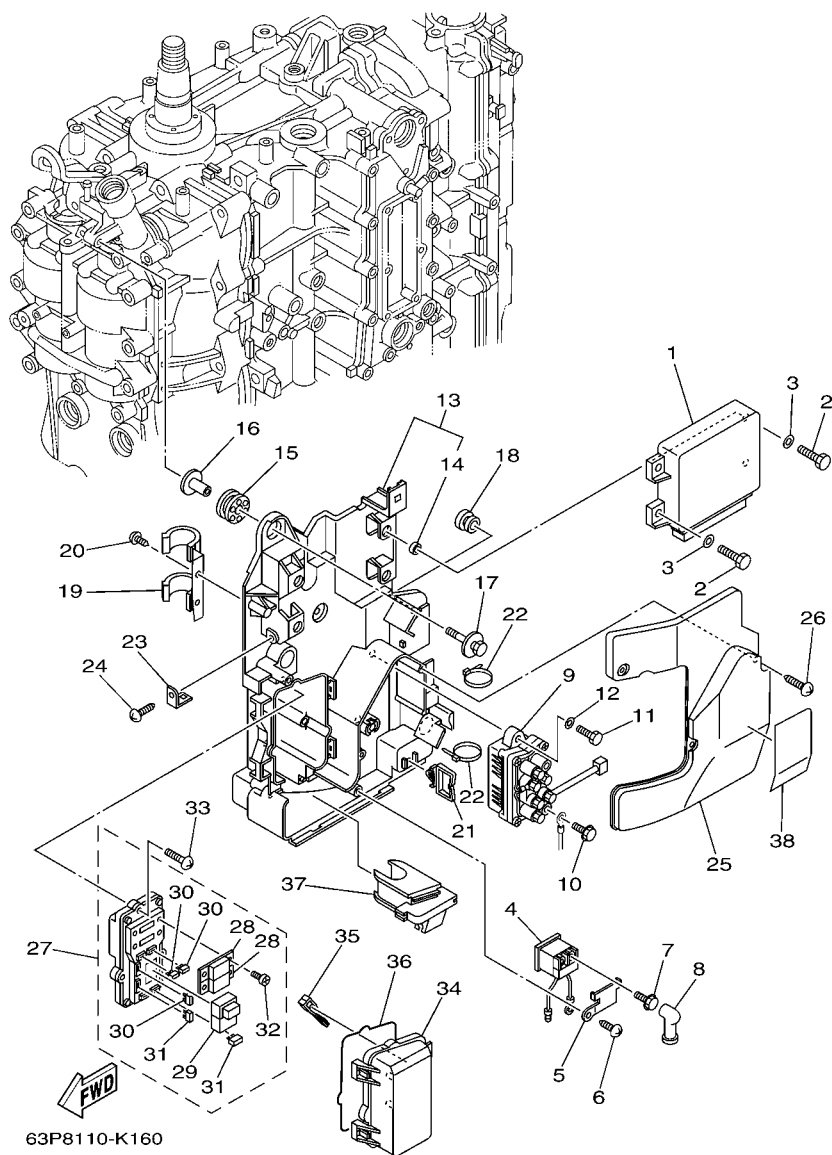
**FIG. 15 ELECTRICAL 1**

**EQUIPO ELECTRICO 1**

REF. NO.	PART NO. CODIGO Nº	DESCRIPTION DESCRIPCION	6BM3	6BN3		REMARKS OBSERVACIONES
1	63P-82310-01	IGNITION COIL ASSY BOBINA DE ENCENDIDO COMPLETA	2	2		
2	63P-82341-00	CORD, HIGH TENSION 1 CABLE DE ALTA TENSION 1	1	1		
3	63P-82342-00	CORD, HIGH TENSION 2 CABLE DE ALTA TENSION 2	1	1		
4	67F-82361-00	CLAMP, CORD GRAMPA DE CABLE	1	1		
5	67F-82362-00	CLAMP, CORD 2 GRAMPA DE CABLE 2	1	1		
6	90119-06134	BOLT, WITH WASHER TORNILLO CON ARANDELA	2	2		
7	63P-82343-00	CORD, HIGH TENSION 3 CABLE DE ALTA TENSION 3	1	1		
8	63P-82344-01	CORD, HIGH TENSION 4 CABLE DE ALTA TENSION 4	1	1		
9	67F-82362-00	CLAMP, CORD 2 GRAMPA DE CABLE 2	1	1		
10	67F-82361-00	CLAMP, CORD GRAMPA DE CABLE	1	1		
11	90464-07M41	CLAMP BRIDA	1	1		
12	97095-06025	BOLT PERNO	4	4		
13	92995-06100	WASHER, SPRING ARANDELA	4	4		
14	92995-06600	WASHER ARANDELA	4	4		
15	63P-82388-00	PLATE PLACA	2	2		
16	90464-05141	CLAMP BRIDA	2	2		
17	63P-81960-01	RECTIFIER & REGULATOR ASSY RECTIFICADOR Y REGULADOR	1	1		
18	90119-06MA4	BOLT, WITH WASHER TORNILLO CON ARANDELA	6	6		
19	63P-81975-00	PLATE, RECTIFIER FITTING PLACA ACCESORIA RECTIF.	1	1		

FIG. 16 ELECTRICAL 2

EQUIPO ELECTRICO 2



REF. NO.	PART NO. CODIGO Nº	DESCRIPTION DESCRIPCION	6BM3	6BN3		REMARKS OBSERVACIONES
1	6BM-8591A-00	ENGINE CONTROL UNIT ASSY UNIDAD CONTROL	1	1		
2	97095-06016	BOLT PERNO	4	4		
3	92995-06600	WASHER ARANDELA	4	4		
4	68V-8194A-00	RELAY RELE	1	1		
5	68V-81953-00	STAY, RELAY SOPORTE DE RELE	1	1		
6	97780-60620	SCREW, TAPPING TORNILLO DE CABEZA DE CONO ACH	1	1		
7	97595-06610	BOLT, WITH WASHER PERNO CON ARANDELA	2	2		
8	6G5-82119-00	COVER, LEAD WIRE CUBIERTA DE CABLE CONDUCTOR	2	2		
9	63P-81950-00	RELAY ASSY RELE COMPLETO	1	1		
10	97595-06610	BOLT, WITH WASHER PERNO CON ARANDELA	2	2		
11	97013-06020	BOLT PERNO	2	2		
12	92903-06600	WASHER, PLATE RONDANA SENCILLA	2	2		
13	63P-81948-00	BRACKET SOPORTE	1	1		
14	90387-06010	.COLLAR .ESPACIADOR	4	4		
15	68F-85516-01	SPACER ESPACIADOR	3	3		
16	90387-06176	COLLAR ESPACIADOR	3	3		
17	68F-85119-00	BOLT PERNO	3	3		
18	90480-10627	GROMMET TAPON	1	1		
19	63P-82594-00	CLAMP GRAMPA	1	1		
20	97780-60620	SCREW, TAPPING TORNILLO DE CABEZA DE CONO ACH	1	1		
21	90464-23199	CLAMP BRIDA	1	1		
22	90465-13M18	CLAMP BRIDA	3	3		
23	68V-85548-00	HOLDER SOSTEN	1	1		
24	97780-60620	SCREW, TAPPING TORNILLO DE CABEZA DE CONO ACH	1	1		
25	63P-81942-00	COVER CUBIERTA	1	1		
26	90169-05M00	SCREW, TRUSS HEAD TAPPING TORNILLO	3	3		
27	63P-82170-00	FUSE BOX ASSY CAJA DE FUSIBLES COMPL.	1	1		

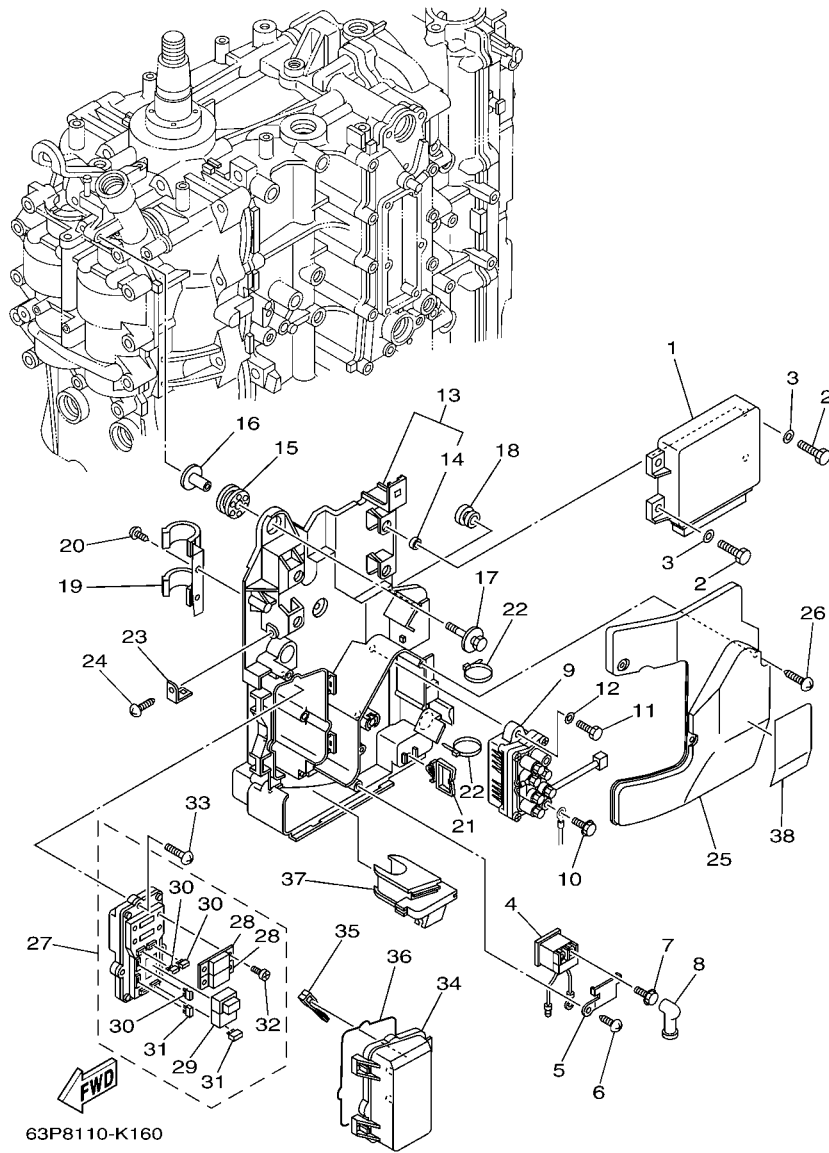


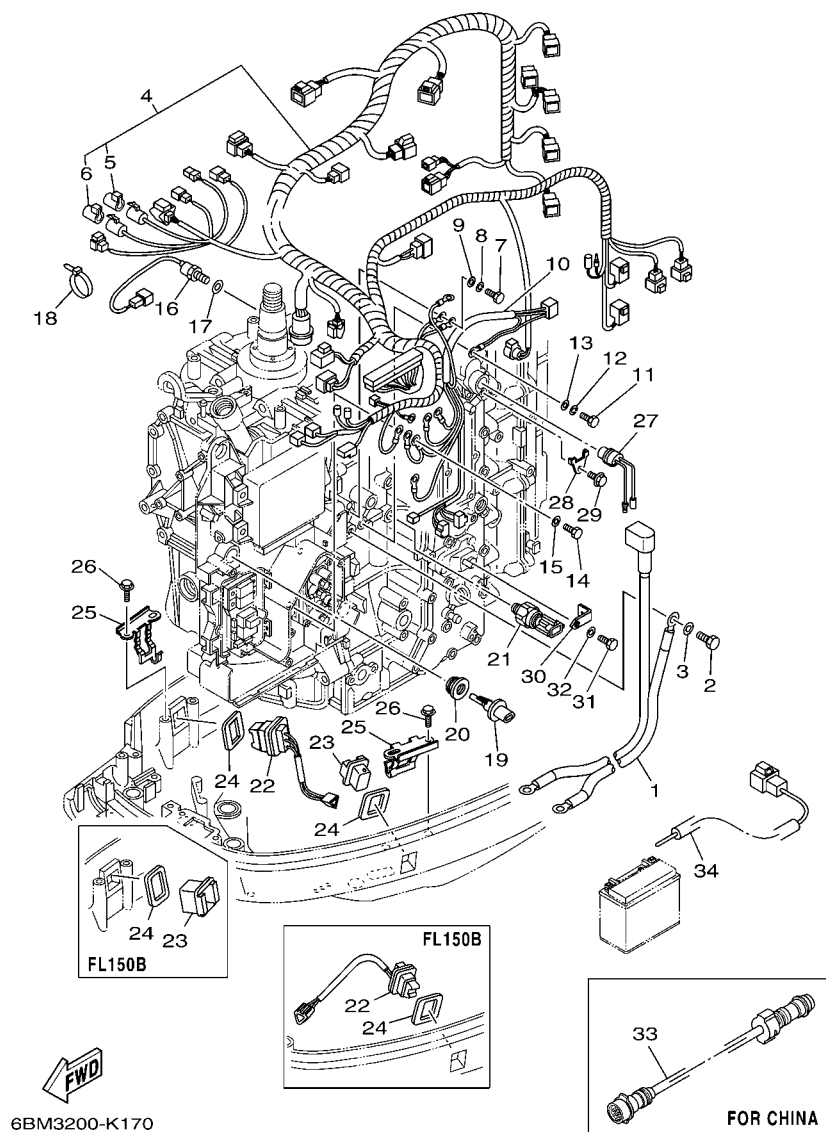
FIG. 16 ELECTRICAL 2

EQUIPO ELECTRICO 2

REF. NO.	PART NO. CODIGO Nº	DESCRIPTION DESCRIPCION	6BM3	6BN3		REMARKS OBSERVACIONES
28	63P-82151-00	.FUSE (50A) .FUSIBLE (50A)	2	2		
29	68F-8195A-00	.RELAY ASSY .RELE COMPLETO	1	1		
30	67F-82151-00	.FUSE (20A) .FUSIBLE (20A)	3	3		
31	67F-82151-10	.FUSE (30A) .FUSIBLE (30A)	2	2		
32	68F-82846-00	.SCREW, PAN HEAD (M5) .TORNILLO (M5)	4	4		
33	97780-50620	SCREW, TAPPING TORNILLO DE CABEZA DE CONO ACH	3	3		
34	60V-85544-00	CASE CAJA	1	1		
35	67F-2812A-00	PULLER, FUSE TIRADOR DE FUSIBLE	1	1		
36	68F-82176-00	DAMPER AMORTIGUADOR	1	1		
37	63P-81336-00	GROMMET TAPON PROTECTOR	1	1		
38	63P-81919-00	GRAPHIC, REGULATOR CALCAMONIA DE REGULADOR	1	1		
-----						
-----						
-----						
-----						
-----						
-----						
-----						
-----						

FIG. 17 ELECTRICAL 3

EQUIPO ELECTRICO 3

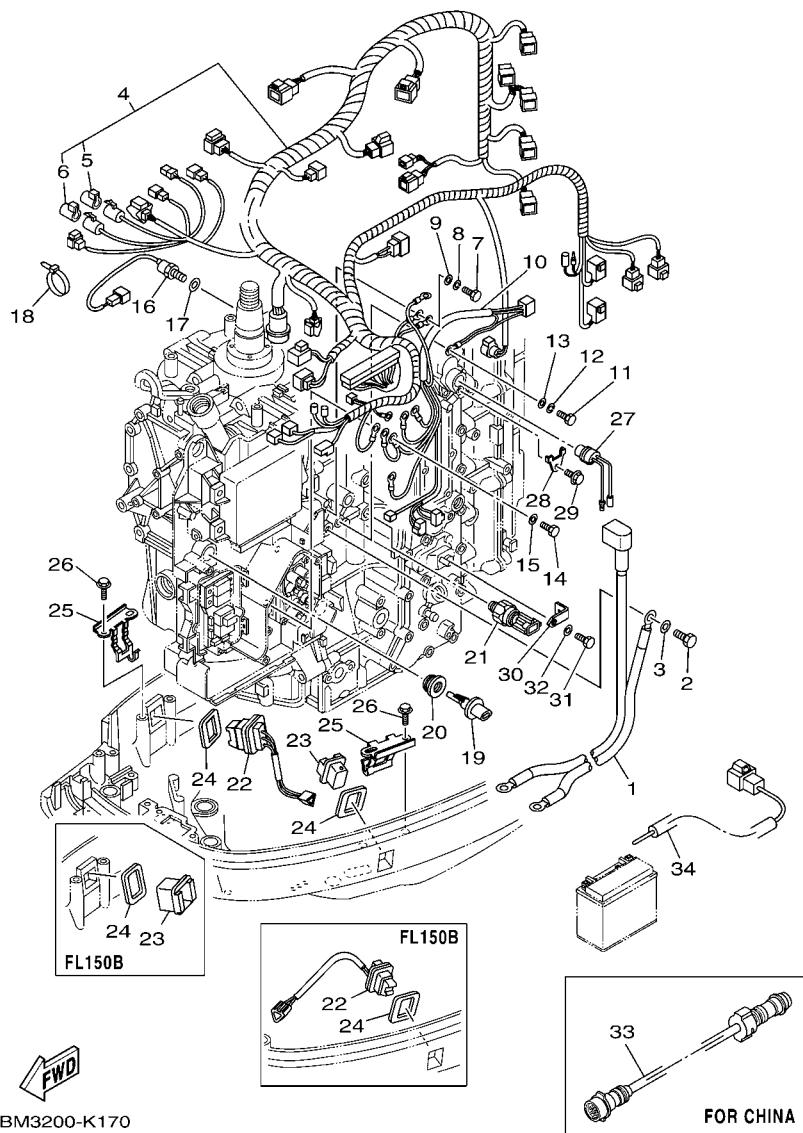


6BM3200-K170

REF. NO.	PART NO. CODIGO Nº	DESCRIPTION DESCRIPCION	6BM3	6BN3	REMARKS OBSERVACIONES
1	63P-82105-00	WIRE HARNESS ARNES DE CABLES	1	1	
2	97095-08016	BOLT PERNO	1	1	
3	92995-08600	WASHER ARANDELA	1	1	
4	63P-82590-30	WIRE HARNESS ASSY CONJUNTO DE CABLES	1	1	
5	6P2-82582-00	.CAP 1 (FEMALE) .TAPA 1	1	1	
6	6P2-82582-10	.CAP 1 (MALE) .TAPA 1	1	1	
7	97095-06020	BOLT PERNO	1	1	
8	92995-06100	WASHER, SPRING ARANDELA	1	1	
9	92995-06600	WASHER ARANDELA	1	1	
10	63P-8259M-00	WIRE HARNESS ASSY 2 ARNES DE CABLES	1	1	
11	97095-06020	BOLT PERNO	1	1	
12	92995-06100	WASHER, SPRING ARANDELA	1	1	
13	92995-06600	WASHER ARANDELA	1	1	
14	97095-06012	BOLT PERNO	1	1	
15	92995-06600	WASHER ARANDELA	1	1	
16	61A-85790-00	THERMOSENSOR ASSY TERMICA SENSORIO	1	1	
17	92990-10600	WASHER, PLATE ARANDELA PLANA	1	1	
18	90465-11M10	CLAMP BRIDA	1	1	
19	63P-85886-00	SENSOR, AIR TEMPERATURE SENSOR	1	1	
20	63P-14435-00	GROMMET ANILLO PROTECTOR	1	1	
21	6AW-83651-00	SENDER, OIL PRESSURE TRASMISOR DE PRESION DE ACEITE	1	1	
22	69J-82563-00	TRIM & TILT SWITCH ASSY INTERRUPTOR DE INCLINACION	1	1	
23	69J-42723-00-8D	COVER, BOTTOM CUBIERTA INFERIOR	1	1	
24	69J-82587-00	GASKET EMPAQUETADURA	2	2	
25	63P-83614-01	BRACKET SOPORTE	2	2	
26	90109-06M86	BOLT PERNO	4	4	
27	6P2-82560-01	THERMO SWITCH ASSY INTER. DE TERMO	1	1	

FIG. 17 ELECTRICAL 3

EQUIPO ELECTRICO 3

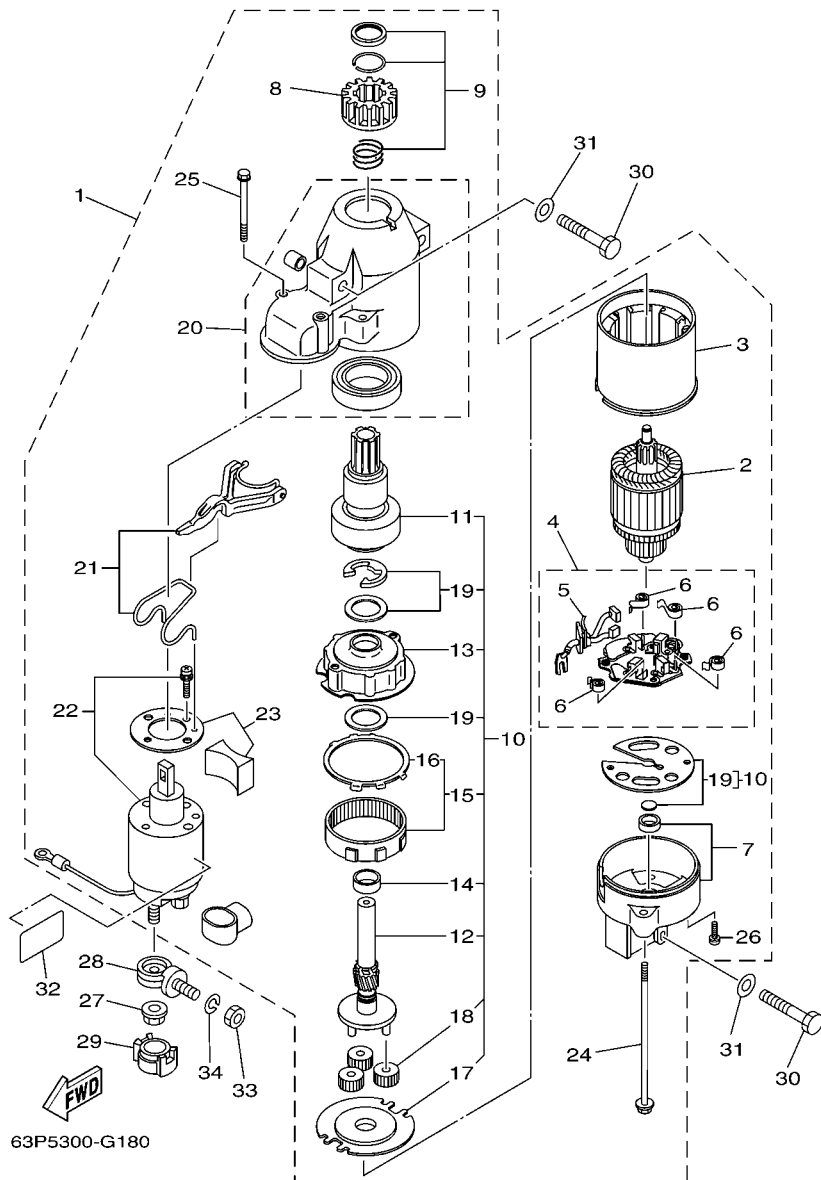


REF. NO.	PART NO. CODIGO Nº	DESCRIPTION DESCRIPCION	6BM3	6BN3		REMARKS OBSERVACIONES
28	6E9-82588-00	PLATE PLACA	1	1		
29	90109-06M80	BOLT PERNO	1	1		
30	63P-8366P-01	BRACKET 4 SOPORTE 4	1	1		
31	97095-06012	BOLT PERNO	1	1		
32	92995-06600	WASHER ARANDELA	1	1		
33	688-8258A-30	EXTENSION, WIRE HARNESS (3M) EXTENSION, ARNES DE CABLES (3M)	1			AP FOR CHN (10P) AP FOR CHN (10P)
34	68F-81949-02	WIRE, LEAD (ISOLATOR, 2.7M ) CABLE CONDUCTOR, 2.7M	1	1		AP AP



FIG. 18 STARTING MOTOR

MOTOR DE ARRANQUE



63P5300-G180

REF. NO.	PART NO. CODIGO Nº	DESCRIPTION DESCRIPCION	6BM3	6BN3		REMARKS OBSERVACIONES
1	6BR-81800-00	STARTING MOTOR ASSY MOTOR DE ARRANQUE COMPLETO	1	1		
2	67F-81850-00	.ARMATURE ASSY .INDUCIDO COMPLETO	1	1		
3	67F-81810-00	.STATOR ASSY .ESTATOR COMPLETO	1	1		
4	69J-81840-00	.BRUSH HOLDER ASSY .SOSTEN DE ESCOBILLA COMPLETO	1	1		
5	69J-81801-00	.BRUSH SET ..JUEGO DE ESCOBILLA	1	1		
6	67F-81813-00	.SPRING, BRUSH ..RESORTE DE ESCOBILLA	4	4		
7	67F-81820-00	.REAR BRACKET ASSY .CUBIERTA TRASERA COMPL	1	1		
8	67F-81808-00	.PINION ASSY .PINON	1	1		
9	67F-81857-00	.PINION STOPPER SET ..JUEGO TAPON PINON	1	1		
10	67F-81807-00	.GEAR ASSY, STARTING MOTOR ..PINON CONJUNTO	1	1		
11	67F-81832-00	.CLUTCH, OVER RUN ..PINON COMPL	1	1		
12	67F-81836-00	.SHAFT, PINION ..ARBOL, PINON	1	1		
13	67F-81821-00	.BRACKET, CENTER 1 ..SOPORTE, CENTRO 1	1	1		
14	67F-81841-00	.BEARING ..PORTADOR	1	1		
15	67F-81891-00	.GEAR, RING ..ENGRANAJE ANILLO	1	1		
16	67F-8183R-00	.GASKET ..EMPAQUETADURA	1	1		
17	67F-81830-00	.BRACKET, CENTER 2 ..SOPORTE, CENTRO 2	1	1		
18	60V-8183T-00	.GEAR, IDLER ..ENGRENAJE NEUTRO	3	3		
19	67F-81809-00	.WASHER KIT ..JUEGO DE ARANDELA	1	1		
20	69J-81842-00	.COVER ..TAPA	1	1		
21	69J-81839-00	.LEVER ASSY ..PALANCA COMPL.	1	1		
22	63P-81941-00	.STARTER RELAY ASSY ..RELE DE ARRANQUE	1	1		
23	69J-81869-00	.COVER, DUST ..CUBIERTA PARA POLVO	1	1		
24	6K7-81826-11	.BOLT ..PERNO	2	2		
25	69J-81828-00	.BOLT 2 ..TORNILLO DE EMPUJE 2	2	2		
26	67F-81846-00	.SCREW ..TORNILLO	2	2		
27	90179-08003	NUT TUERCA	1	1		

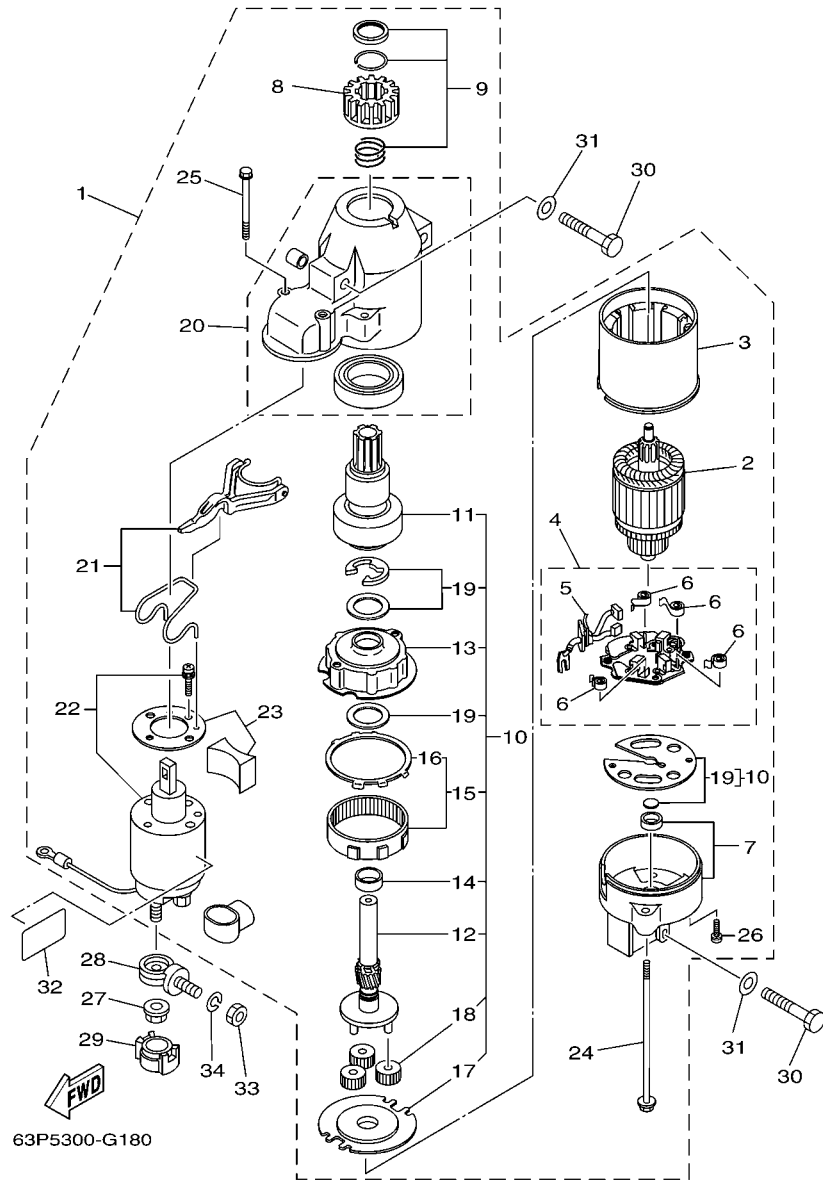


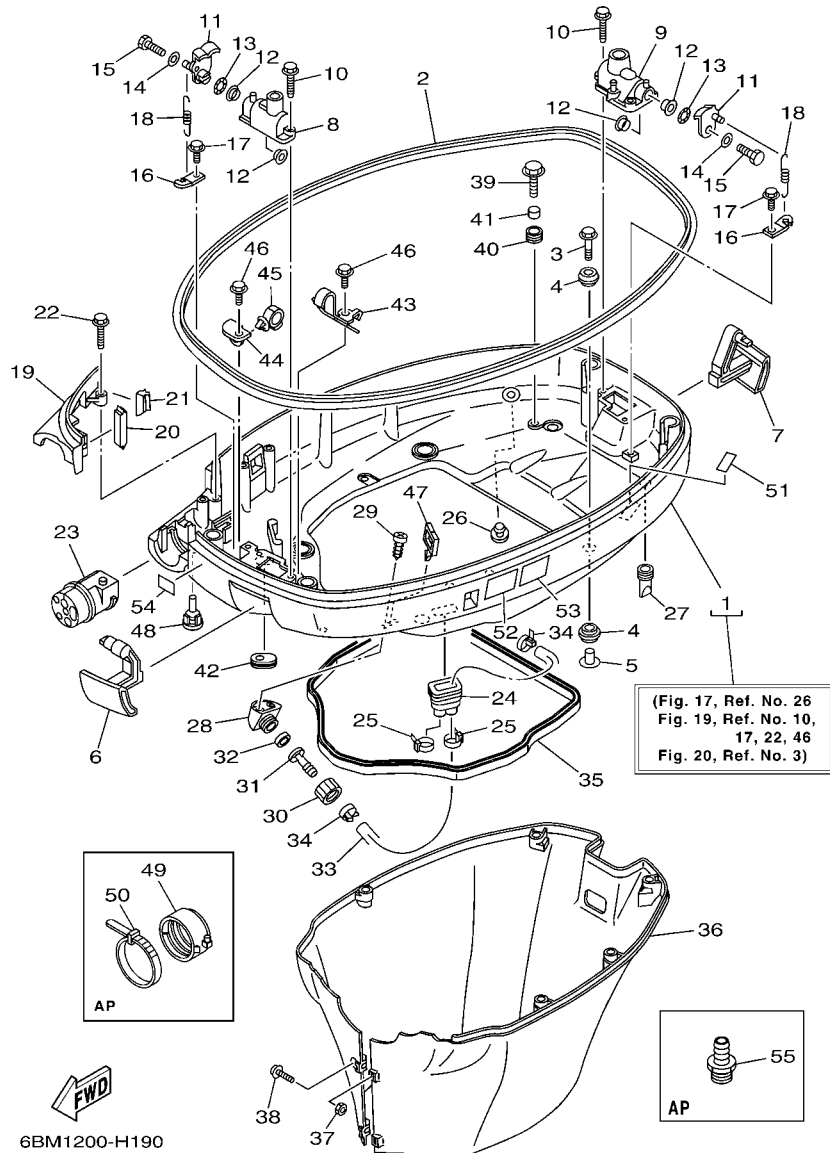
FIG. 18 STARTING MOTOR

MOTOR DE ARRANQUE

REF. NO.	PART NO. CODIGO Nº	DESCRIPTION DESCRIPCION	6BM3	6BN3		REMARKS OBSERVACIONES
28	60V-81925-00	TERMINAL TERMINAL	1	1		
29	68F-82582-00	COVER, WIRE HARNESS CUBIERTA DE ARNES DE CABLE	1	1		
30	97013-08045	BOLT PERNO	3	3		
31	92903-08600	WASHER, PLATE RONDANA SENCILLA	3	3		
32	67F-83627-01	LABEL, CAUTION 7 ETIQUETA DE PRECAUCION 7	1	1		
33	95333-08600	NUT TUERCA	1	1		
34	92903-08100	WASHER, SPRING RONDANA SENCILLA	1	1		

FIG. 19 BOTTOM COWLING

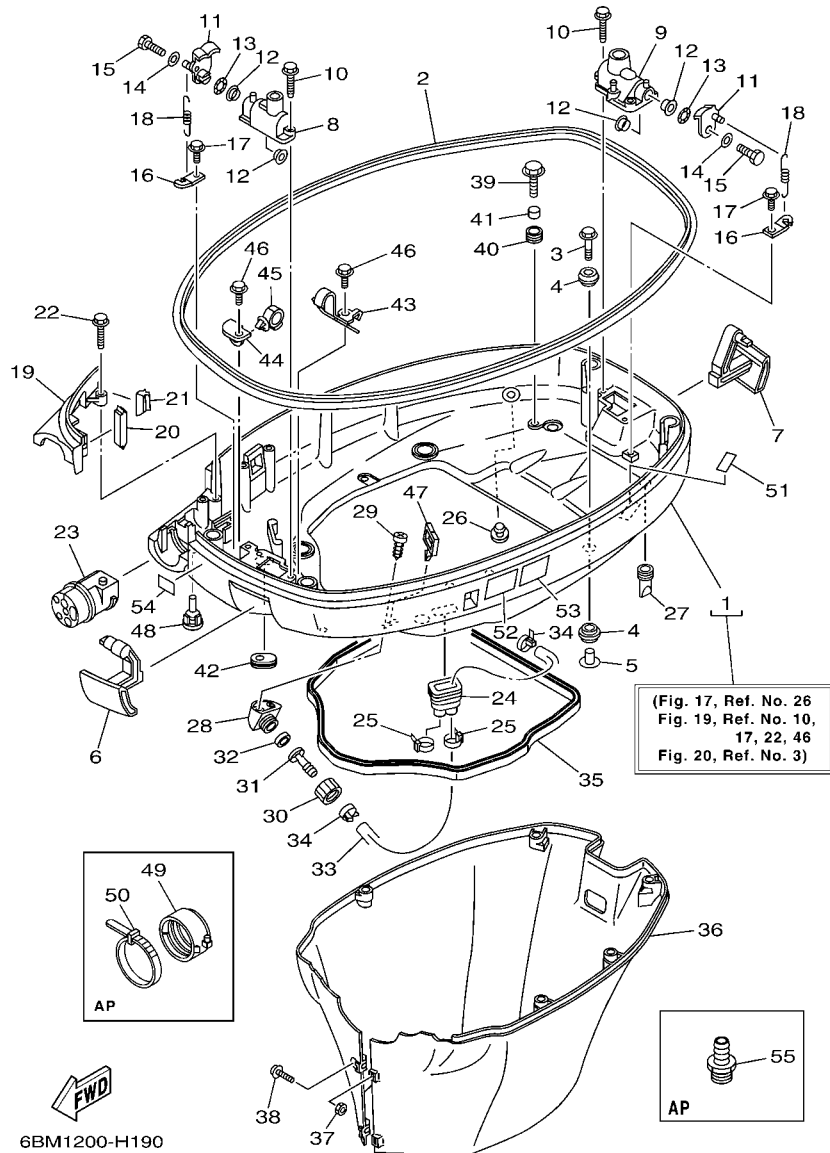
CUBIERTA INFERIOR



REF. NO.	PART NO. CODIGO Nº	DESCRIPTION DESCRIPCION	6BM3	6BN3	REMARKS OBSERVACIONES
1	63P-42710-01-8D	BOTTOM COWLING ASSY CUBIERTA INFERIOR COMPL.	1	1	
2	63P-42615-00	SEAL SELLO	1	1	
3	90119-08M22	BOLT, WITH WASHER TORNILLO CON ARANDELA	4	4	
4	90480-22M81	GROMMET TAPON	8	8	
5	90387-08M37	COLLAR ESPACIADOR	4	4	
6	63P-42815-00-8D	LEVER, CLAMP PALANCA ABRAZADERA	1	1	
7	63P-42816-00-8D	LEVER, CLAMP PALANCA ABRAZADERA	1	1	
8	68F-42828-03-8D	PLATE, CLAMP PLACA, GRAMPA	1	1	
9	63P-42828-00-8D	PLATE, CLAMP PLACA, GRAMPA	1	1	
10	90109-06M82	BOLT PERNO	4	4	
11	63P-42818-01	LEVER, CLAMP PALANCA, ABRAZADERA	2	2	
12	90386-15M73	BUSH BUJE	4	4	
13	90206-15M18	WASHER, WAVE ARANDELA ONDULADA	2	2	
14	90201-06068	WASHER, PLATE ARANDELA PLANA	2	2	
15	97095-06020	BOLT PERNO	2	2	
16	64D-43144-00	HÖÖK, SPRING GANCHO	2	2	
17	90109-06M86	BOLT PERNO	2	2	
18	90506-16M34	SPRING, TENSION RESORTE DE TENSION	2	2	
19	63P-42738-00-8D	PLATE, FITTING PLACA DE AJUSTE	1	1	
20	63P-42717-00	RUBBER, SEAL 2 GOMA	1	1	
21	63P-42718-00	RUBBER, SEAL 3 GOMA	1	1	
22	90109-06M82	BOLT PERNO	2	2	
23	63P-42725-00	GROMMET TAPON	1	1	
24	6H1-42726-21	GROMMET TAPON	1	1	
25	90465-11M10	CLAMP BRIDA	2	2	
26	6P2-44391-00	NIPPLE, HOSE NIPLE MANGUERA	1	1	
27	61A-42717-00	RUBBER, SEAL 2 GOMA	4	4	

FIG. 19 BOTTOM COWLING

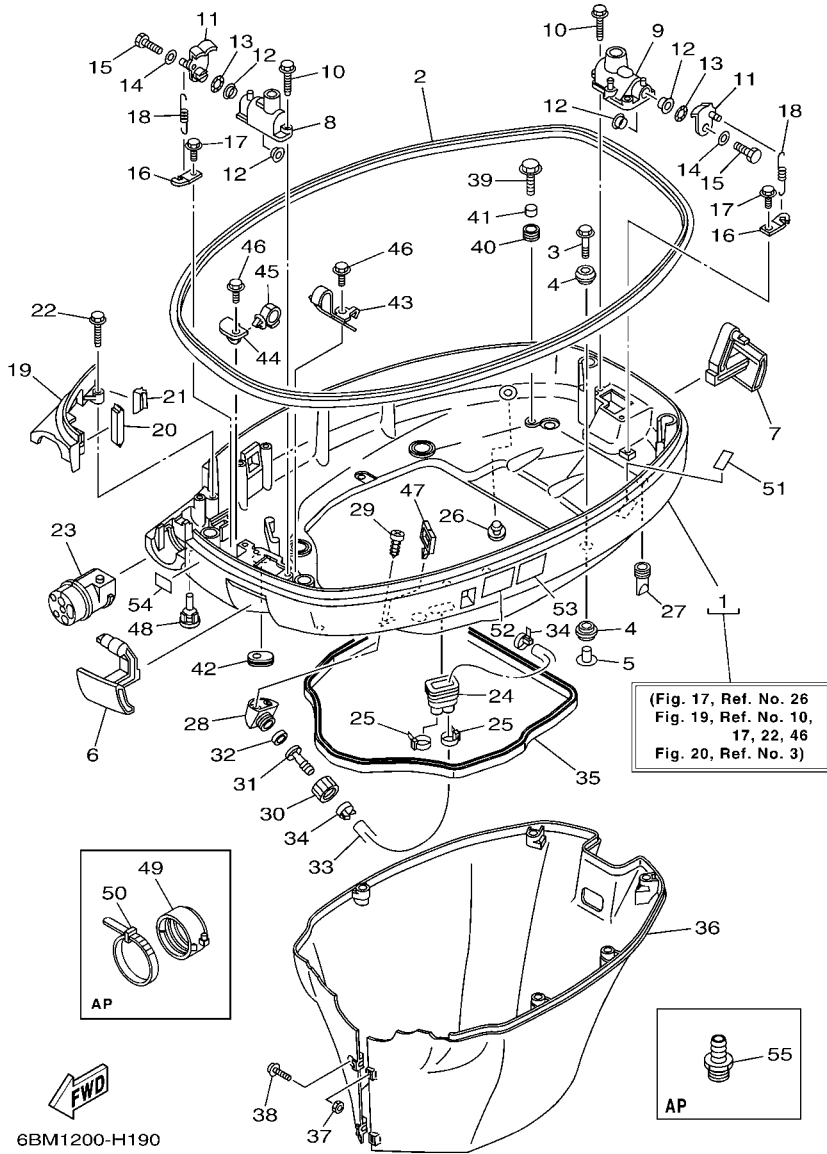
CUBIERTA INFERIOR



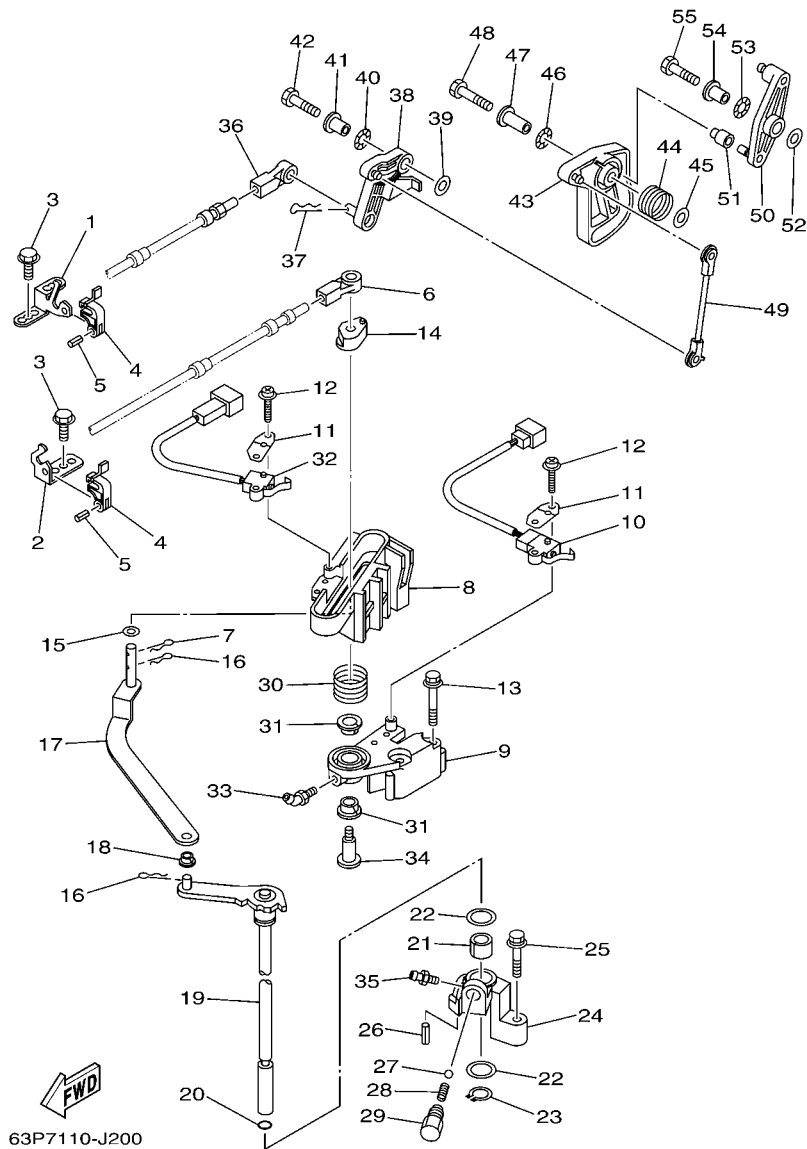
REF. NO.	PART NO. CODIGO Nº	DESCRIPTION DESCRIPCION	6BM3	6BN3	REMARKS OBSERVACIONES
28	68T-12572-00	ADAPTER ADAPTADOR	1	1	
29	97780-60520	SCREW, TAPPING TORNILLO DE CABEZA DE CONO ACH	2	2	
30	6R3-12581-00	JOINT, HOSE 1 CONEXION	1	1	
31	6R3-12582-00	JOINT, HOSE 2 CONEXION	1	1	
32	6R3-12583-00	GASKET, HOSE JOINT EMPAQUETADURA JUNTA DE MANGUE	1	1	
33	63P-42541-00	PIPE 1 TUBO 1	1	1	
34	90465-11M10	CLAMP BRIDA	2	2	
35	63P-42716-00	RUBBER, SEAL 1 SELLO DE GOMA 1	1	1	
36	63P-42741-01-8D	APRON MANDIL	1	1	
37	95380-06600	NUT, HEXAGON TUERCA	2	2	
38	90159-06M28	SCREW, WITH WASHER TORNILLO CON VALONA	2	2	
39	90109-06M80	BOLT PERNO	4	4	
40	90480-13M24	GROMMET TAPON	4	4	
41	90387-06M43	COLLAR ESPACIADOR	4	4	
42	61A-42727-00	GROMMET TAPON	1	1	
43	63P-42811-01	STAY SOPORTE GRAMPA	1	1	
44	63P-42756-00	STAY, CLAMP SOPORTE DE GRAMPA	1	1	
45	90464-20181	CLAMP BRIDA	1	1	
46	90109-06M86	BOLT PERNO	2	2	
47	90464-23199	CLAMP BRIDA	1	1	
48	6H4-42748-00	GROMMET TAPON	2	2	
49	68F-42753-00	FASTNER TIRADOR	1	1	AP
50	90464-20258	CLAMP BRIDA	1	1	AP
51	67F-82377-00	LABEL ETIQUETA	1	1	AP
52	6AH-42794-40	LABEL, WARNING (GENERAL) ETIQUETA DE PRECAUCION	1	1	
53	6AH-42794-50	LABEL, WARNING (GENERAL) ETIQUETA DE PRECAUCION	1	1	EXCEPT FOR CHN
54	6AH-81996-00	MARK MARCA	1	1	EXCEPT FOR CHN

FIG. 19 BOTTOM COWLING

CUBIERTA INFERIOR



REF. NO.	PART NO. CODIGO N°	DESCRIPTION DESCRIPCION	6BM3	6BN3		REMARKS OBSERVACIONES
55	69J-12584-00	JOINT, HOSE 3 CONECTOR DE MANGUERA 3	1	1		AP FLUSHING KIT AP FLUSHING KIT

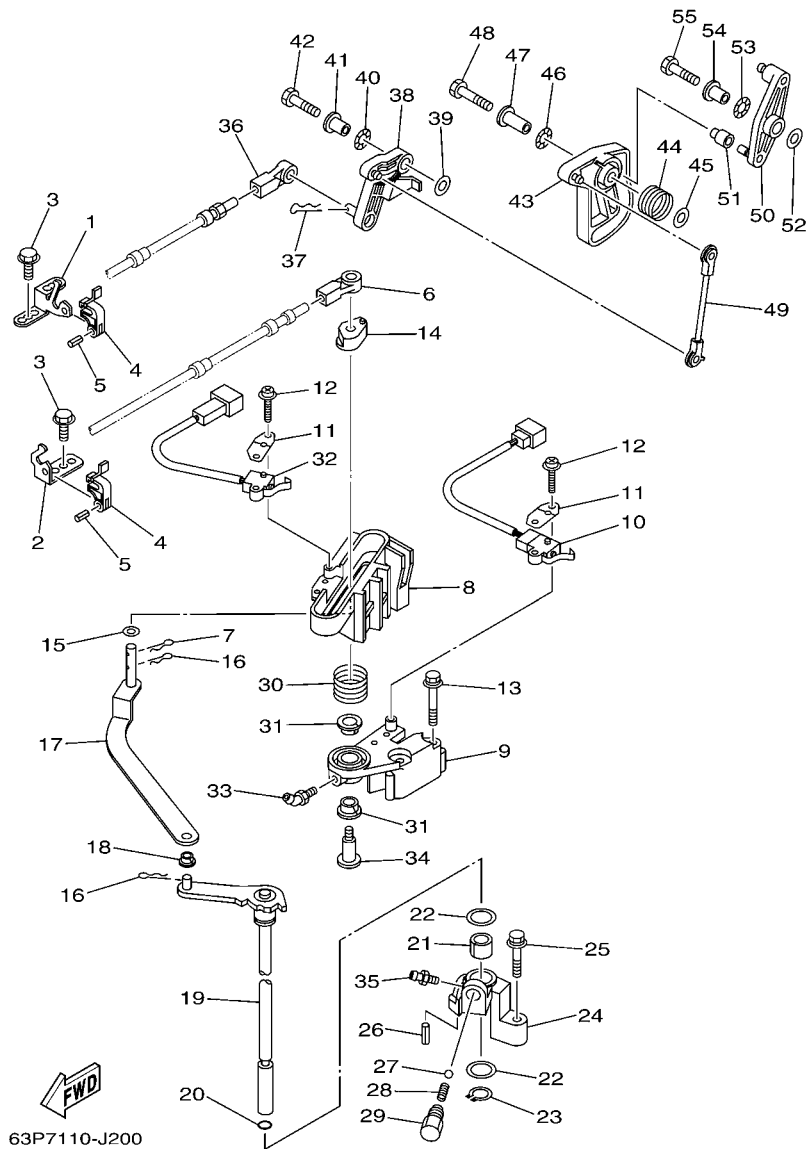


63P7110-J200

FIG. 20 CONTROL

CONTROL

REF. NO.	PART NO. CODIGO Nº	DESCRIPTION DESCRIPCION	6BM3	6BN3		REMARKS OBSERVACIONES
1	63P-48531-00	BRACKET, REMOTE CONTROL 1 SOPORTE DE CONTROL REMOTO	1	1		
2	63P-48532-00	BRACKET, REMOTE CONTROL 2 SOPORTE DE CONTROL REMOTO	1	1		
3	90109-06M86	BOLT PERNO	3	3		
4	63P-48538-00	CLAMP, CABLE 1 GRAMPA DE CABLE	2	2		
5	91690-30010	PIN, SPRING PASADOR DE RESORTE	2	2		
6	6E5-48344-00	CABLE END, REMOTE CONTROL BASE CONTROL	1	1		
7	90468-18008	CLIP PRESILLA	1	1		
8	63P-44176-00	BRACKET SOPORTE	1	1		
9	63P-44117-00	BRACKET SOPORTE	1	1		
10	69J-8259F-00	SWITCH ASSY INTERRUPTOR	1	1		
11	61A-82588-01	PLATE PLACA	2	2		
12	97985-04116	SCREW, WITH WASHER TORNILLO, CON ARANDELA	4	4		
13	97595-06550	BOLT, WITH WASHER PERNO CON ARANDELA	2	2		
14	63P-44122-00	BUSHING, SHIFT ROD LEVER BUJE PALANCA VARILLA DE CAMBIO	1	1		
15	90202-08M20	WASHER, PLATE ARANDELA DE PLANA	1	1		
16	90468-18008	CLIP PRESILLA	2	2		
17	63P-44121-00	LEVER, SHIFT ROD PALANCA VARILLA CAMBIOS	1	1		
18	90386-06M12	BUSH BUJE	1	1		
19	63P-44120-00	HANDLE GEAR SHIFT ASSY MANIJA DE CAMBIO COMPL	1	1		
20	93210-09165	O-RING ANILLO O	1	1		
21	90386-16M66	BUSH BUJE	1	1		
22	90202-16061	WASHER, PLATE ARANDELA DE PLANA	2	2		
23	93410-16006	CIRCLIP SEGURO	1	1		
24	63P-44118-00	BRACKET SOPORTE	1	1		
25	97575-06535	BOLT, WITH WASHER PERNO CON ARANDELA	1	1		
26	91690-30010	PIN, SPRING PASADOR DE RESORTE	1	1		
27	93501-04M02	BALL BOLA	1	1		



63P7110-J200

FIG. 20 CONTROL

CONTROL

REF. NO.	PART NO. CODIGO Nº	DESCRIPTION DESCRIPCION	6BM3	6BN3	REMARKS OBSERVACIONES
28	90501-12082	SPRING, COMPRESSION RESORTE DE COMPRESION	1	1	
29	648-42715-00	BUSHING BUJE	1	1	
30	90508-20M31	SPRING, TORSION RESORTE DE TORSION	1	1	
31	90386-12069	BUSH BUJE	2	2	
32	60V-8259F-00	SWITCH ASSY INTERRUPTOR	1	1	
33	93700-06M01	NIPPLE, GREASE BOQUILLA DE ENGRASAR	1	1	
34	90109-08019	BOLT PERNO	1	1	
35	93700-06M03	NIPPLE, GREASE BOQUILLA DE ENGRASAR	1	1	
36	6E5-48344-00	CABLE END, REMOTE CONTROL BASE CONTROL	1	1	
37	90468-18008	CLIP PRESILLA	1	1	
38	63P-42154-00	LEVER, THROTTLE CONTROL PALANCA CONTROL ACELERADOR	1	1	
39	90201-06M31	WASHER, PLATE ARANDELA PLANA	1	1	
40	90206-10M04	WASHER, WAVE ARANDELA ONDULADA	1	1	
41	90387-06M29	COLLAR ESPACIADOR	1	1	
42	97095-06025	BOLT PERNO	1	1	
43	63P-41213-00	CAM, ACCEL. LEVA ACELERADOR	1	1	
44	69J-44135-00	SPRING RESORTE	1	1	
45	90201-06M31	WASHER, PLATE ARANDELA PLANA	1	1	
46	90206-10M04	WASHER, WAVE ARANDELA ONDULADA	1	1	
47	90387-06M82	COLLAR ESPACIADOR	1	1	
48	97095-06035	BOLT PERNO	1	1	
49	63P-41237-00	JOINT, LINK CONECTOR	1	1	
50	63P-42157-00	LEVER, THROTTLE PALANCA DE ACELERADOR	1	1	
51	68V-42171-00	BUSHING BUJE	1	1	
52	90201-06M31	WASHER, PLATE ARANDELA PLANA	1	1	
53	90206-10M04	WASHER, WAVE ARANDELA ONDULADA	1	1	
54	90387-06M29	COLLAR ESPACIADOR	1	1	

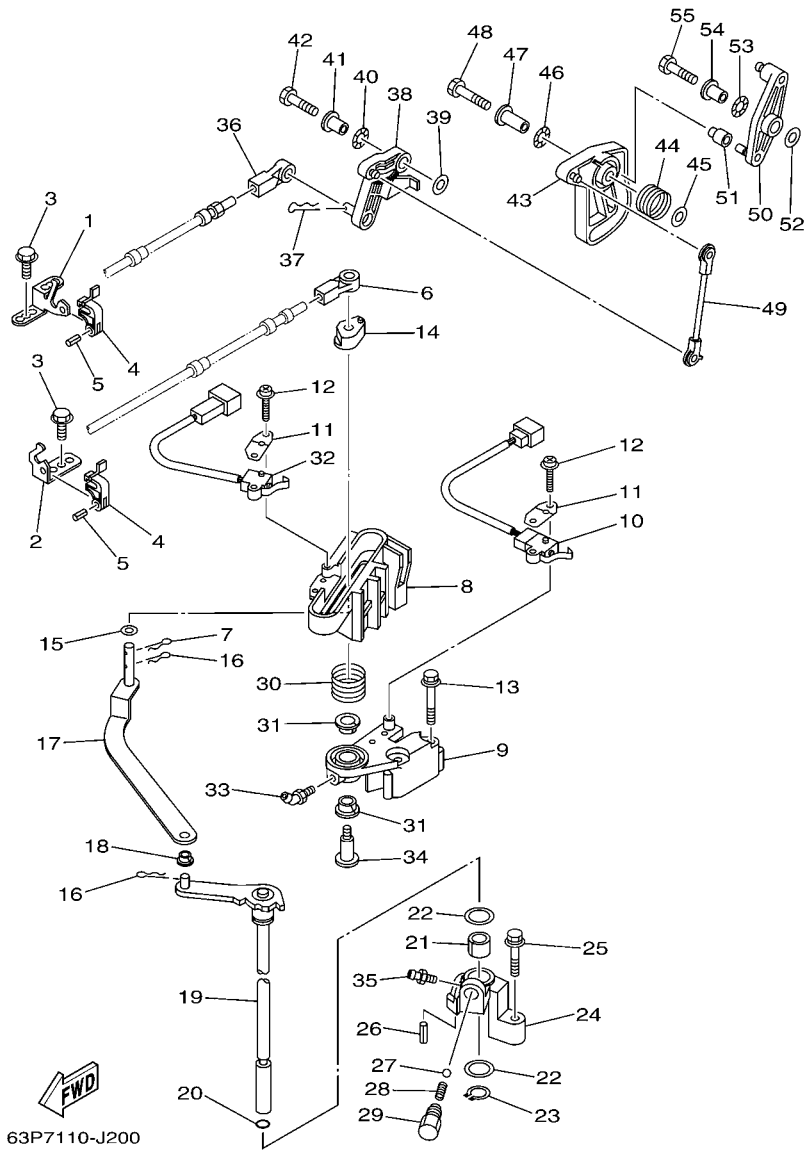
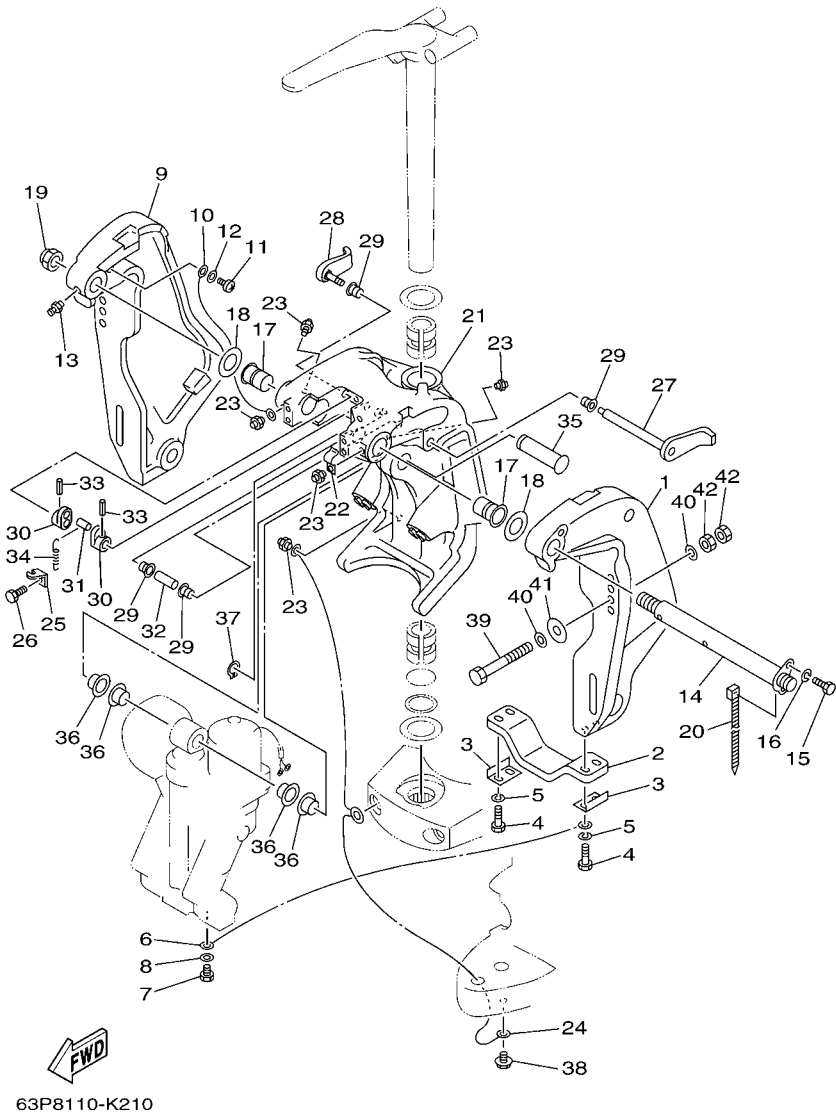


FIG. 20 CONTROL

CONTROL

REF. NO.	PART NO. CODIGO N°	DESCRIPTION DESCRIPCION	6BM3	6BN3			REMARKS OBSERVACIONES
55	97095-06025	BOLT PERNO	1	1			





63P8110-K210

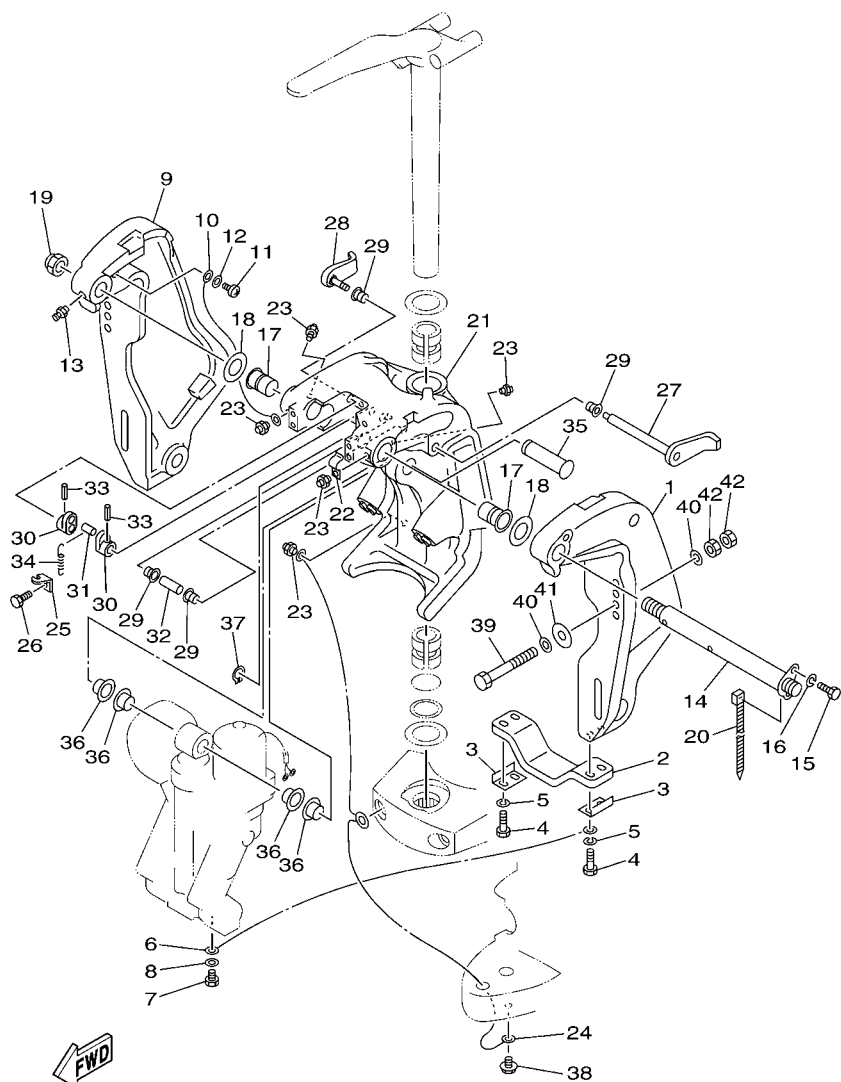
FIG. 21 BRACKET 1

SOPORTE 1

REF. NO.	PART NO. CODIGO Nº	DESCRIPTION DESCRIPCION	6BM3	6BN3		REMARKS OBSERVACIONES
1	64E-43111-02-8D	BRACKET, CLAMP 1 SOPORTE DE LA ABRAZADERA 1	1	1		
2	6G5-45251-02	ANODE CATODE	1	1		
3	6G5-44526-00	PLATE PLACA 1	2	2		
4	97095-06030	BOLT PERNO	4	4		
5	92995-06100	WASHER, SPRING ARANDELA	4	4		
6	6E5-82148-00	WIRE, LEAD 4 CABLE CONDUCTOR 4	1	1		
7	97095-06010	BOLT PERNO	1	1		
8	92995-06600	WASHER ARANDELA	1	1		
9	64E-43112-02-8D	BRACKET, CLAMP 2 SOPORTE DE LA ABRAZADERA 2	1	1		
10	6E5-82148-00	WIRE, LEAD 4 CABLE CONDUCTOR 4	1	1		
11	97885-06012	SCREW, PAN HEAD TORNILLO A MUESCA	1	1		
12	92995-06600	WASHER ARANDELA	1	1		
13	93700-06M03	NIPPLE, GREASE BOQUILLA DE ENGRASAR	1	1		
14	64E-43131-01	BOLT, CLAMP BRACKET TORNILLO DE ABRAZADERA DEL SOP	1	1		
15	97095-08020	BOLT PERNO	1	1		
16	92995-08100	WASHER ARANDELA	1	1		
17	90386-25M31	BUSH BUJE	2	2		
18	90201-26M59	WASHER, PLATE ARANDELA PLANA	2	2		
19	90185-22M11	NUT, SELF-LOCKING TUERCA AUTOBLOCANTE	1	1		
20	90465-11M10	CLAMP BRIDA	1	1		
21	64E-43311-10-8D	BRACKET, SWIVEL 1 SOPORTE GIRATORIO 1	1	1		
22	90465-08M63	CLAMP BRIDA	1	1		
23	93700-06M03	NIPPLE, GREASE BOQUILLA DE ENGRASAR	5	5		
24	66K-82149-00	WIRE, LEAD 3 CABLE CONDUCTOR 3	1	1		
25	6G5-43144-00	HOOK, SPRING GANCHO	1	1		
26	97095-06010	BOLT PERNO	1	1		
27	6G5-43181-02	LEVER, TILT STOP 1 PALANCA TOPE INCLINACION 1	1	1		

FIG. 21 BRACKET 1

SOPORTE 1



63P8110-K210

REF. NO.	PART NO. CODIGO Nº	DESCRIPTION DESCRIPCION	6BM3	6BN3	REMARKS OBSERVACIONES
28	6G5-43185-02	LEVER, TILT STOP 2 PALANCA TOPE INCLINACION 2	1	1	
29	90386-10M16	BUSH BUJE	4	4	
30	6G5-43148-00	COLLAR, DISTANCE COLLAR	2	2	
31	90249-06M19	PIN PASADOR	1	1	
32	90387-10M05	COLLAR ESPACIADOR	1	1	
33	91690-30020	PIN, SPRING PASADOR DE RESORTE	2	2	
34	90506-16003	SPRING, TENSION RESORTE DE TENSION	1	1	
35	64E-43126-00	PIN, UPPER SHOCK MOUNT PASADOR DE AMORTIGUADOR SUPERI	1	1	
36	90386-22M98	BUSH BUJE	4	4	
37	93410-22M11	CIRCLIP SEGURO	1	1	
38	95895-06010	BOLT, FLANGE TORNILLO DE REBORDE	1	1	
39	90101-12M05	BOLT (L:130MM) TORNILLO (L:130MM)	4	4	
40	90201-13M01	WASHER, PLATE ARANDELA PLANA	8	8	
41	90201-12M05	WASHER, PLATE ARANDELA PLANA	4	4	
42	95380-12600	NUT TUERCA	8	8	

63P6110-H220

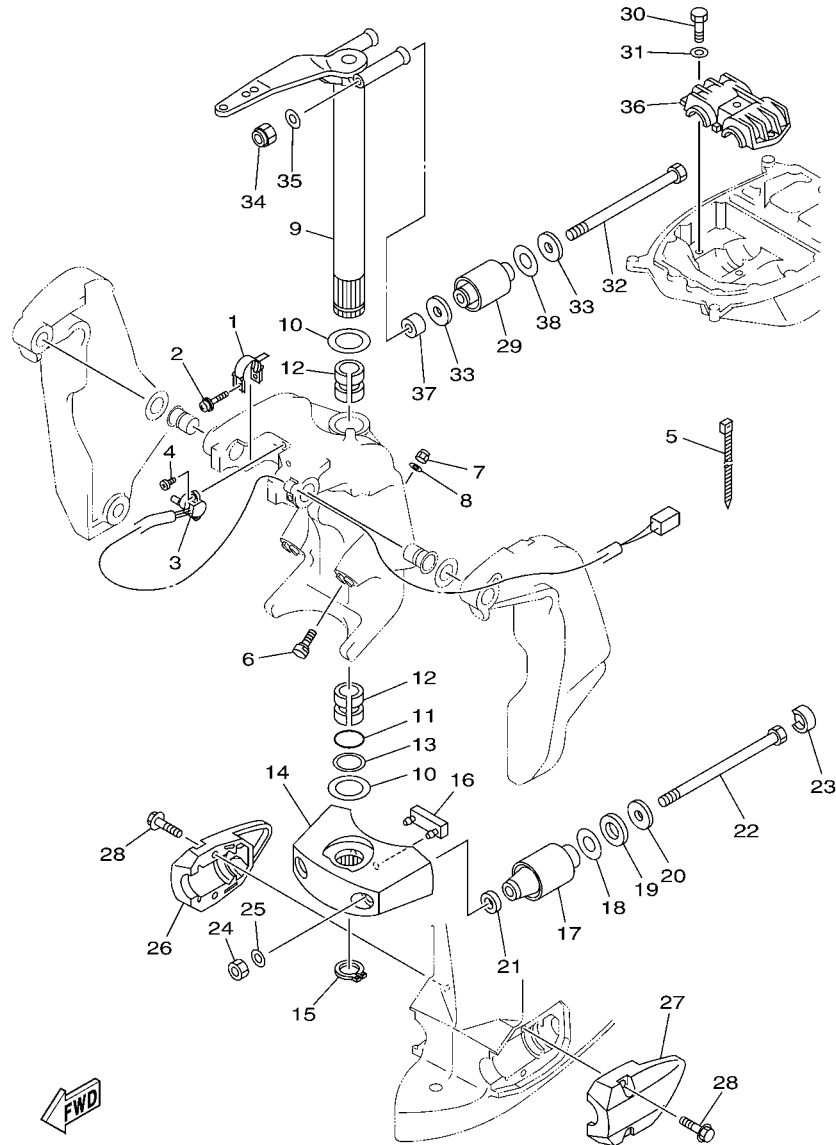
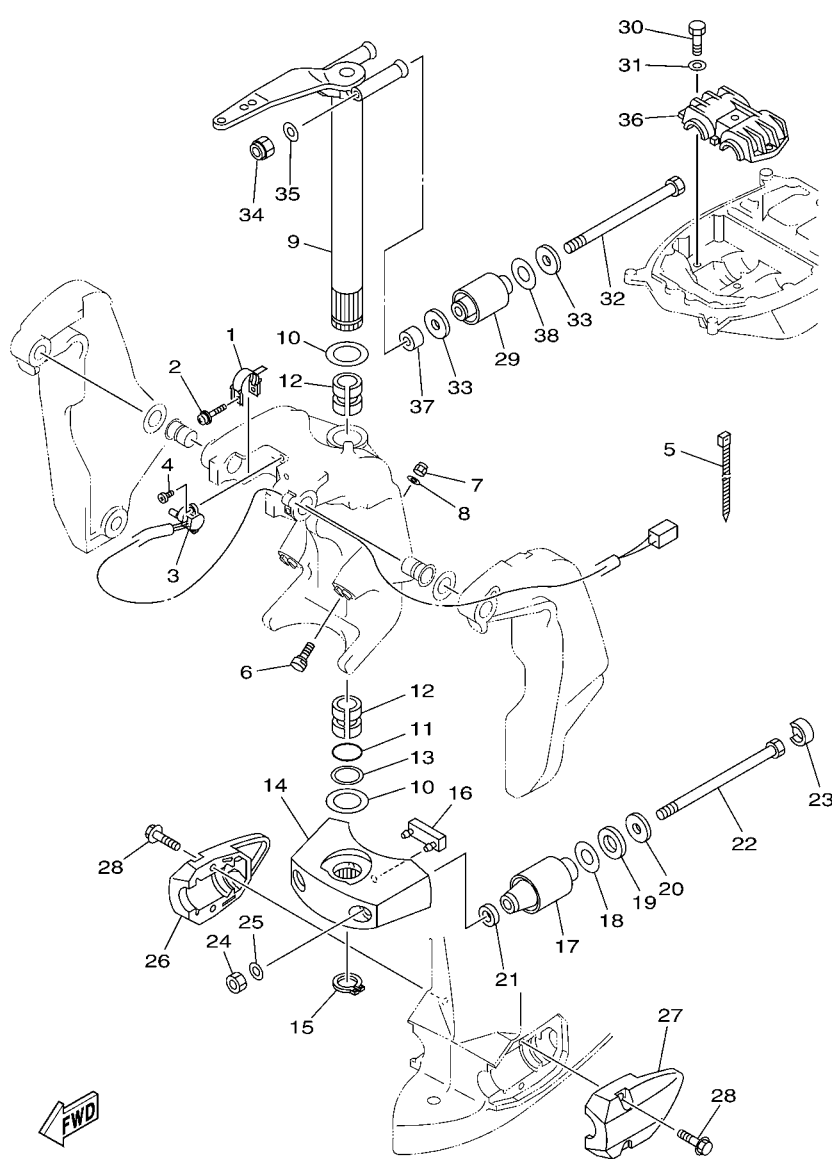


FIG. 22 BRACKET 2

SOPORTE 2

REF. NO.	PART NO. CODIGO Nº	DESCRIPTION DESCRIPCION	6BM3	6BN3	REMARKS OBSERVACIONES
1	64E-43139-10	CAM, TRIM SENDER LEVA TRANSMISOR DE INCLINDOR	1	1	
2	90159-05059	SCREW, WITH WASHER TORNILLO CON VALONA	1	1	
3	67H-83672-01	TRIM SENDER TRANSMISOR DE INCLINADOR	1	1	
4	97885-06016	SCREW, PAN HEAD TORNILLO A MUESCA	2	2	
5	90465-11M10	CLAMP BRIDA	3	3	
6	63P-43376-00	BOLT, THRUST RECEIVER TORNILLO RECEPTOR	2	2	
7	95780-10300	NUT, FLANGE TUERCA	2	2	
8	92995-10600	WASHER ARANDELA	2	2	
9	66K-42510-02-8D	STEERING BRACKET ASSY SOPORTE DIRECCION COMPL.	1	1	
10	90201-38M60	WASHER, PLATE ARANDELA PLANA	2	2	
11	93210-37MH7	O-RING ANILLO O	1	1	
12	90386-38M32	BUSH BUJE	2	2	
13	90202-40M47	WASHER, PLATE ARANDELA DE PLANA	1	1	
14	68V-44551-00-8D	HOUSING, LOWER MOUNT RUBBER 1 CAJA AMORTIGUADOR INFERIOR HU	1	1	
15	93410-37M04	CIRCLIP SEGURO	1	1	
16	61A-44575-00	DAMPER, LOWER MOUNT RUBBER AMORTIGUADOR INFERIOR	1	1	
17	63P-44555-00	MOUNT DAMPER, LOWER SIDE AMORTIGUADOR DE HULE LADO INFE	2	2	X(25.3") X(25.3")
18	90201-35008	WASHER, PLATE ARANDELA PLANA	2	2	
19	90202-32M19	WASHER, PLATE ARANDELA DE PLANA	2	2	
20	90201-16M55	WASHER, PLATE ARANDELA PLANA	2	2	
21	90201-15M58	WASHER, PLATE ARANDELA PLANA	2	2	
22	90109-14007	BOLT PERNO	2	2	
23	69J-44533-00	DAMPER, UPPER MOUNT RUBBER AMORTIGUADOR SUPERIOR	2	2	
24	95380-14600	NUT TUERCA	2	2	
25	92995-14600	WASHER ARANDELA	2	2	
26	63P-44553-00-8D	COVER, LOWER MOUNT CUBIERTA,AMORTIGUADOR INFERIOR	1	1	
27	63P-44556-00-8D	COVER, LOWER MOUNT 2 CUBIERTA,AMORTIGUADOR INFERIOR	1	1	



63P6110-H220

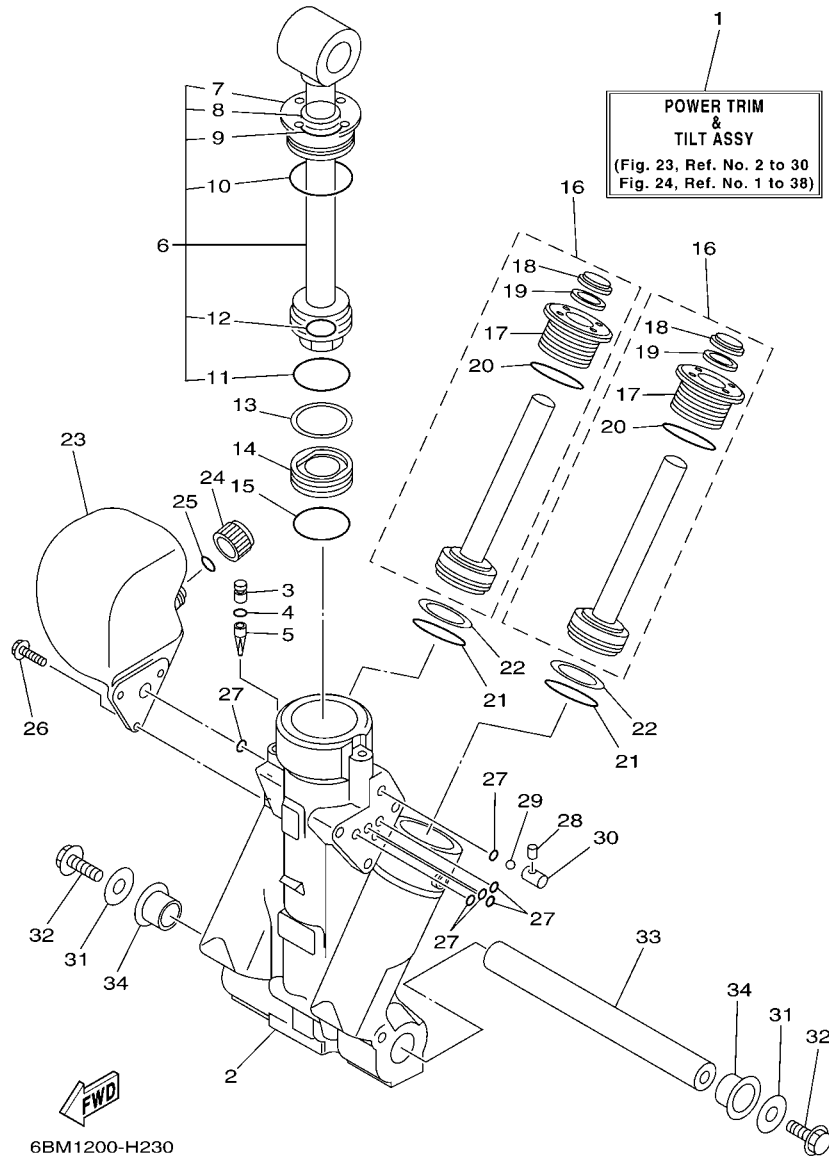
FIG. 22 BRACKET 2

SOPORTE 2

REF. NO.	PART NO. CODIGO Nº	DESCRIPTION DESCRIPCION	6BM3	6BN3			REMARKS OBSERVACIONES
28	90119-10049	BOLT, WITH WASHER TORNILLO CON ARANDELA	4	4			
29	63P-44514-00	MOUNT DAMPER, UPPER SIDE AMORTIGUADOR LADO SUPERIOR	2	2			
30	97075-10045	BOLT PERNO	3	3			
31	92995-10600	WASHER ARANDELA	3	3			
32	90109-14005	BOLT PERNO	2	2			
33	90201-16M01	WASHER, PLATE ARANDELA PLANA	4	4			
34	90185-14M00	NUT, SELF-LOCKING TUERCA AUTOBLOCANTE	2	2			
35	92995-14600	WASHER ARANDELA	2	2			
36	63P-44511-00	COVER, UPPER MOUNT CUBIERTA AMORTIGUADOR SUPERIOR	1	1			
37	90387-14004	COLLAR ESPACIADOR	2	2			
38	90202-28001	WASHER, PLATE ARANDELA DE PLANA	2	2			

FIG. 23 POWER TRIM & TILT ASSY 1

COMPONER Y PODER VARILLA 1



REF. NO.	PART NO. CODIGO Nº	DESCRIPTION DESCRIPCION	6BM3	6BN3	REMARKS OBSERVACIONES
1	63P-43800-03	POWER TRIM & TILT ASSY ELEVADOR HIDRAULICO COMPL.	1	1	
2	64E-43825-03	HOUSING, TRIM & TILT CAJA INCLINACION Y ADRNO	1	1	
3	6AW-4388J-00	PLUG 2 TAPON 2	1	1	
4	93210-10M74	O-RING ANILLO O	1	1	
5	64E-43817-00	FILTER 2 FILTRO 2	1	1	
6	63P-43810-02	TILT PISTON SUB ASSY ELEVADOR SUB-PISTON COMPL.	1	1	
7	64E-43811-02	.SCREW, CYLINDER END .TORNILLO CILINDRO EXTREMO	1	1	
8	64E-43898-00	.SEAL, DUST 2 .SELLO ANTIPOLVO	1	1	
9	64E-43867-00	.O-RING .ANILLO EN O 7	1	1	
10	64E-43866-00	.O-RING .ANILLO EN O 6	1	1	
11	6E5-43862-00	.O-RING .ANILLO EN O 2	1	1	
12	64E-43883-00	.O-RING .ANILLO EN O 10	1	1	
13	6E5-43872-00	RING, BACK UP ANILLO	1	1	
14	6E5-43814-02	PISTON, FREE PISTON LIBRE	1	1	
15	6E5-43862-00	O-RING ANILLO EN O 2	1	1	
16	64E-43820-02	TRIM PISTON SUB ASSY ELEVADOR PISTON COMPL.	2	2	
17	64E-43821-02	.SCREW, TRIM CYLINDER END .TORNILLO CILINDURO EXTREMO	1	1	
18	64E-43822-00	.SEAL, TRIM DUST .SELLO DE POLVO	1	1	
19	64E-4384J-00	.SEAL, TRIM DOWN .SELLO	1	1	
20	6G5-43864-00	.O-RING .ANILLO EN O 4	1	1	
21	6E5-43864-00	O-RING ANILLO EN O 4	2	2	
22	6E5-43874-01	RING, BACK UP ANILLO	2	2	
23	64E-43828-01	BODY, RESERVOIR CUERPO DEPOSITO	1	1	
24	64E-43829-01	PLUG, RESERVOIR TAPON DEPOSITO	1	1	
25	64E-43897-00	O-RING ANILLO EN O	1	1	
26	64E-4388E-01	BOLT ,SCREW (L:14MM) PERNO (L:14MM)	3	3	
27	64E-43869-00	O-RING ANILLO EN O 9	6	6	

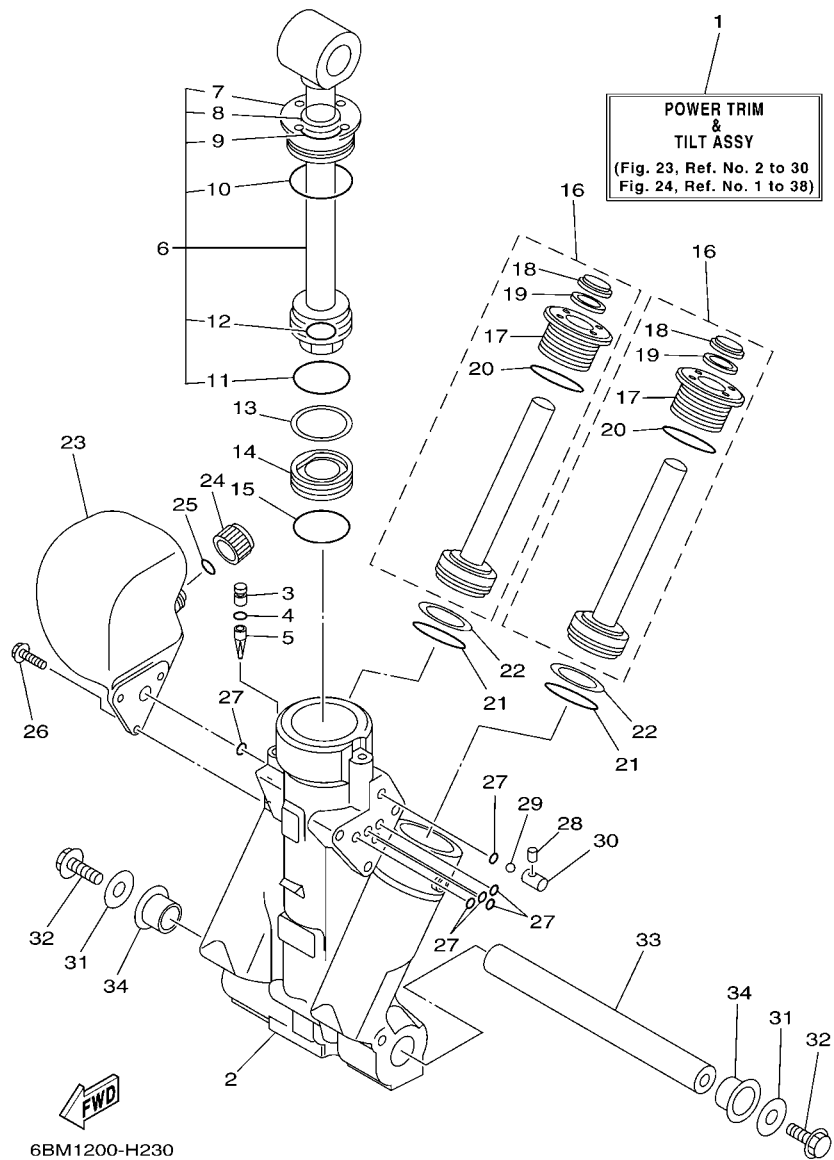
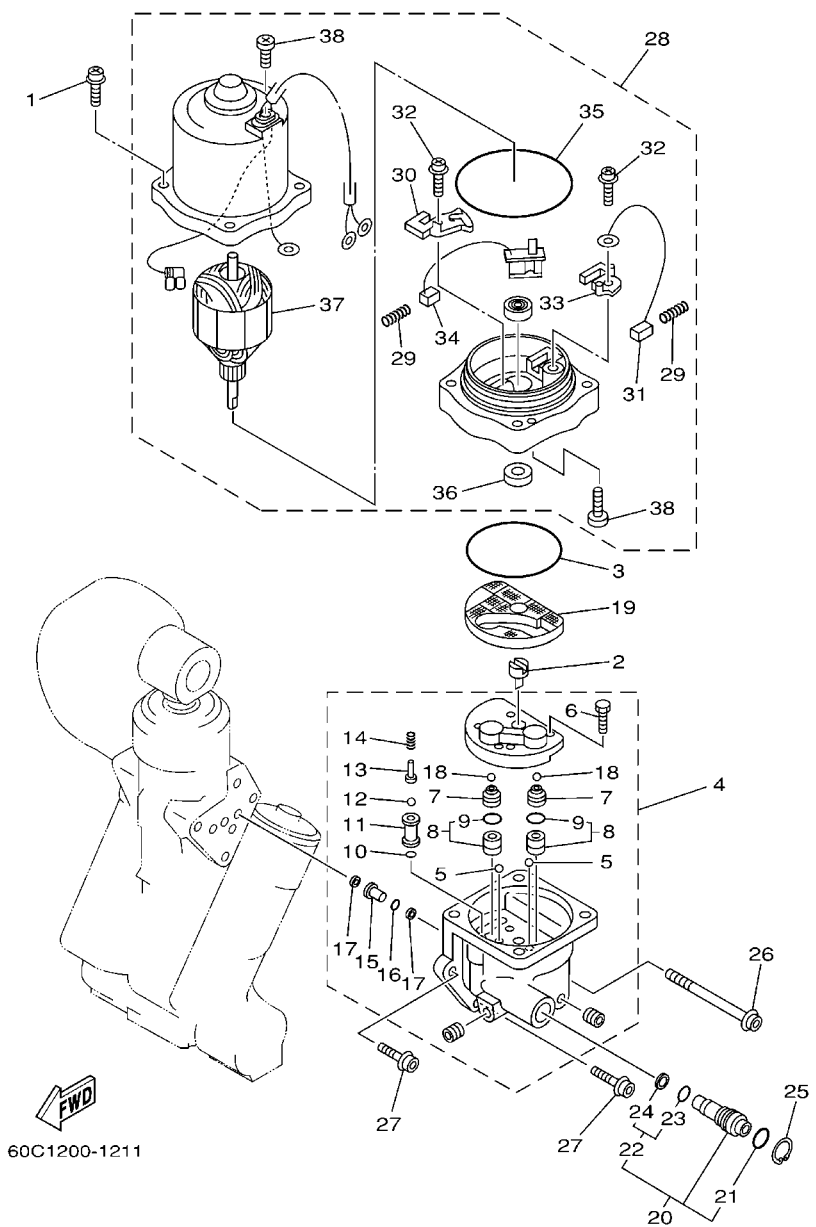


FIG. 23 POWER TRIM & TILT ASSY 1 COMPONER Y PODER VARILLA 1

REF. NO.	PART NO. CODIGO Nº	DESCRIPTION DESCRIPCION	6BM3	6BN3	REMARKS OBSERVACIONES
28	64E-4381G-00	PIN PASADOR 1	1	1	
29	6E5-43858-00	BALL ESFERA	1	1	
30	64E-4382G-00	VALVE, SEAT JUEGO ASIENTO VALVULA	1	1	
31	90201-10060	WASHER, PLATE ARANDELA PLANA	2	2	
32	97575-10530	BOLT, WITH WASHER PERNO CON ARANDELA	2	2	
33	6BC-43818-00	PIN, LOWER SHOCK MOUNT PASADOR AMORTIGUADOR INFERIOR	1	1	
34	90386-22M98	BUSH BUJE	2	2	

FIG. 24 POWER TRIM & TILT ASSY 2

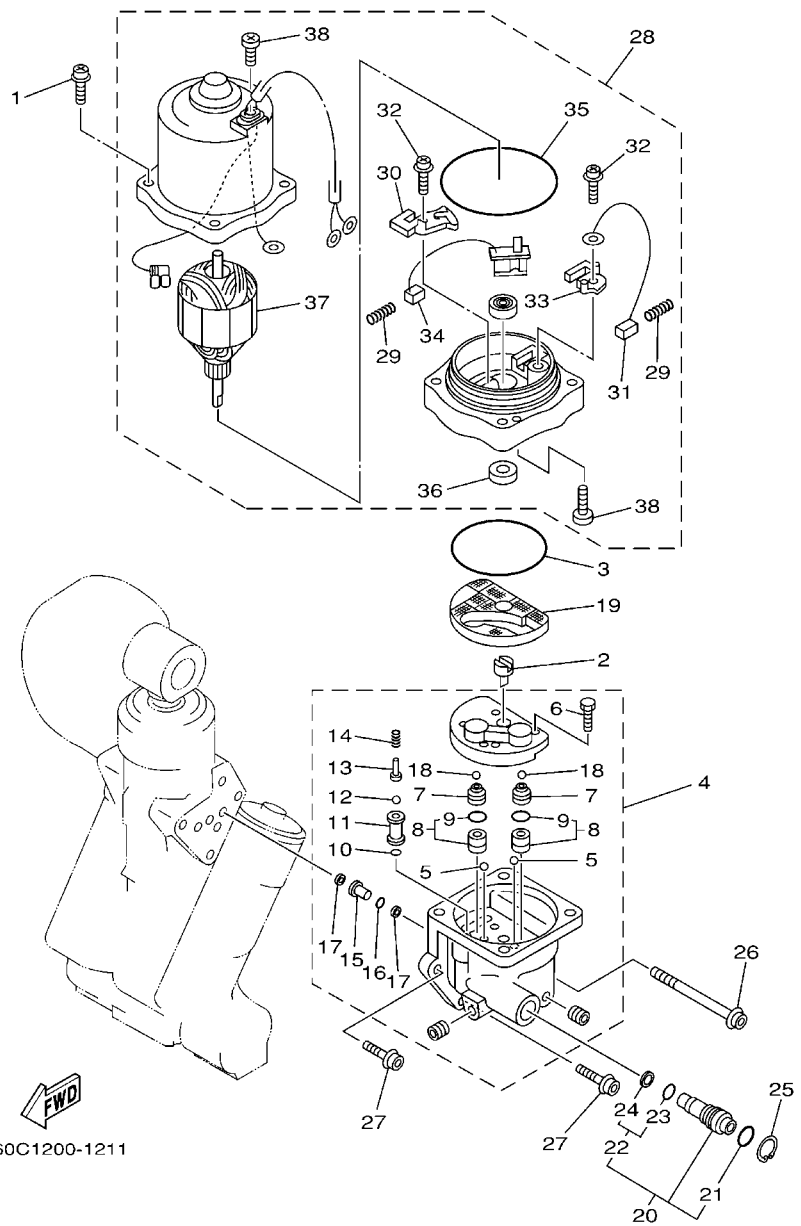
COMPONER Y PODER VARILLA 2



REF. NO.	PART NO. CODIGO Nº	DESCRIPTION DESCRIPCION	6BM3	6BN3		REMARKS OBSERVACIONES
1	64E-4388E-11	BOLT ,SCREW (L:34.7MM) PERNO (L:34.7MM)	4	4		
2	64E-43831-00	CONNECTOR, SHAFT CONEXION EJE	1	1		
3	64E-43868-00	O-RING ANILLO EN O 8	1	1		
4	64E-43830-01	GEAR PUMP ASSY ENGRANAJE BOMBA COMPL.	1	1		
5	72X-43858-00	.BALL .ESFERA	2	2		
6	64E-43843-00	.SCREW, VALVE LOCK .TORNILLO	4	4		
7	6AW-43841-00	.PISTON, SHUTTLE .PISTON	2	2		
8	64E-43802-00	.VALVE SUB ASSY .VALVULA PRINCIPAL COMPL.	2	2		
9	6E5-43896-00	..O-RING ..ANILLO EN O	1	1		
10	6G5-43863-00	O-RING ANILLO EN O 3	1	1		
11	64E-43851-00	.SEAT, RELIEF VALVE .ASIENTO VALVULA DE DESCARGA	1	1		
12	64E-43858-00	.BALL .ESFERA	1	1		
13	64E-43859-00	.PIN, VALVE SUPPORT .PASADOR VALVULA SOPORTE	1	1		
14	64E-43855-00	.SPRING, UP RELIEF .RESORTE SEGURIDAD SUPERIOR	1	1		
15	64E-43850-00	.VALVE SUB ASSY .VALVULA COMPL.	1	1		
16	64E-43865-00	.O-RING .ANILLO EN O 5	1	1		
17	64E-43816-00	.FILTER 1 .FIELTRO 1	2	2		
18	6AW-43858-00	.BALL .ESFERA	2	2		
19	64E-43817-11	FILTER 2 FIELTRO 2	1	1		
20	64E-43860-01	MANUAL VALVE SUB-ASSY VALVULA SUB-COMPL.	1	1		
21	72X-85075-L0	.O-RING .ANILLO EN O 5	1	1		
22	64E-43827-00	.RING SET .ESFERA	1	1		
23	64E-4387A-00	..O-RING ..ANILLO O	1	1		
24	64E-43873-00	..RING, BACK UP ..ANILLO	1	1		
25	6AW-43875-00	RING, SNAP ANILLO	1	1		
26	64E-43879-11	SCREW, WITH WASHER TORNILLO CON RONDANA	1	1		
27	64E-43879-01	SCREW, WITH WASHER TORNILLO CON RONDANA	2	2		

FIG. 24 POWER TRIM & TILT ASSY 2

COMPONER Y PODER VARILLA 2

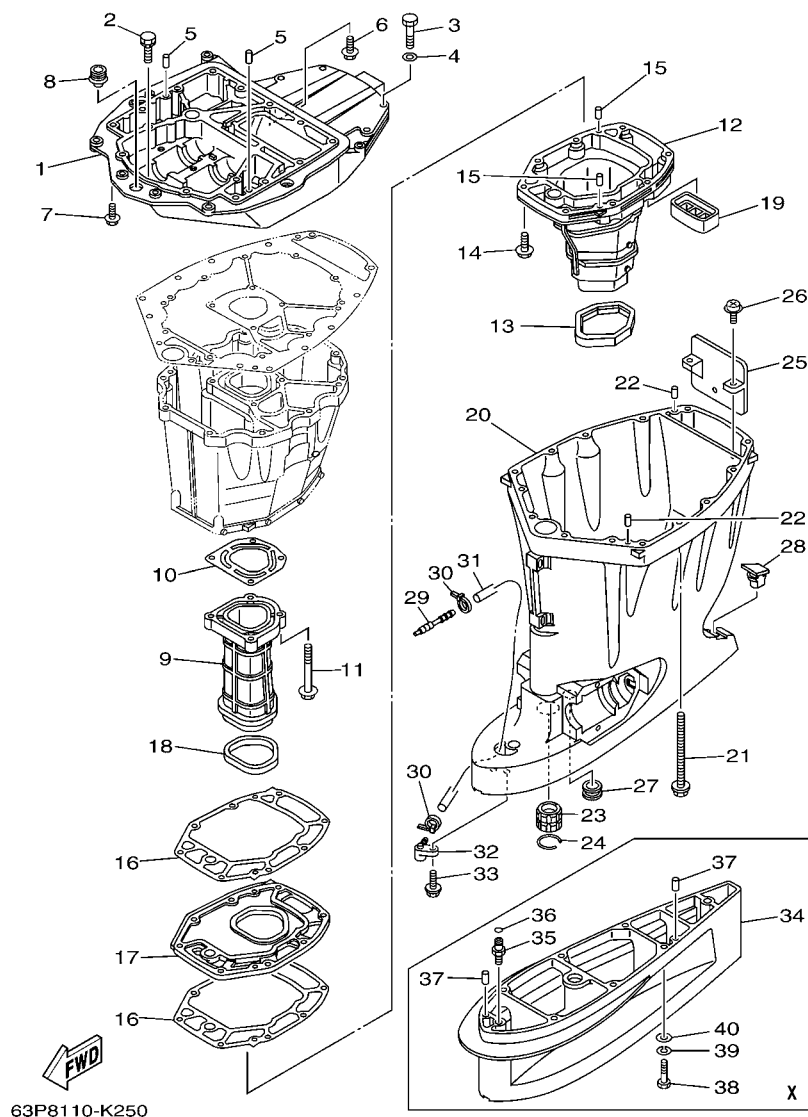


REF. NO.	PART NO. CODIGO Nº	DESCRIPTION DESCRIPCION	6BM3	6BN3	REMARKS OBSERVACIONES
28	67H-43880-03	MOTOR ASSY MOTOR COMPL.	1	1	
29	6H1-4386K-10	.SPRING, BRUSH .RESORTE, ESCOBILLA	2	2	
30	64E-4380J-00	.HOLDER, BRUSH .PORTAESCOBILLA	1	1	
31	64E-43891-00	.BRUSH 1 .ESCOBILLA 1	1	1	
32	97607-04310	.SCREW, WITH WASHER .TORNILLO CAB CON PLANA C/ARAN	2	2	
33	64E-4380F-00	.HOLDER, BRUSH 2 .PORTAESCOBILLA 2	1	1	
34	64E-43892-00	.BRUSH 2 .ESCOBILLA 2	1	1	
35	6G5-43865-00	.O-RING .ANILLO EN O 5	1	1	
36	93102-08M43	.OIL SEAL .SELLO ACEITE	1	1	
37	64E-43805-00	.ARMATURE ASSY .INDUCIDO COMPL.	1	1	
38	64E-43843-10	.SCREW, VALVE LOCK .TORNILLO	3	3	



FIG. 25 UPPER CASING

FUNDA SUPERIOR



63P8110-K250

REF. NO.	PART NO. CODIGO Nº	DESCRIPTION DESCRIPCION	6BM3	6BN3	REMARKS OBSERVACIONES
1	63P-41137-01-CA	GUIDE, EXHAUST GUIA DE ESCAPE	1	1	
2	90119-08102	BOLT, WITH WASHER TORNILLO CON ARANDELA	2	2	
3	97075-10045	BOLT PERNO	4	4	
4	92995-10600	WASHER ARANDELA	4	4	
5	93608-16M16	PIN, DOWEL PASADOR DE CLAVIJA	2	2	
6	90119-08M58	BOLT, WITH WASHER TORNILLO CON ARANDELA	3	3	
7	97575-10535	BOLT, WITH WASHER PERNO CON ARANDELA	4	4	
8	6E5-42724-00	GROMMET TAPON	1	1	
9	63P-41131-01-9S	MANIFOLD, EXT. 1 TUBO MULTIPLE DE ESCAPE	1	1	
10	63P-41133-A0	GASKET, EXHAUST MANIFOLD 1 EMPAQUE ESCAPE MULTIPLE	1	1	
11	97575-08560	BOLT, WITH WASHER PERNO CON ARANDELA	4	4	
12	63P-14711-01-9S	MUFFLER 1 SILENCIADOR 1	1	1	
13	69J-45123-00	GASKET, MUFFLER EMPAQUE SILENCIADOR	1	1	
14	97575-08535	BOLT, WITH WASHER PERNO CON ARANDELA	8	8	
15	93606-19M23	PIN, DOWEL PASADOR DE CLAVIJA	2	2	
16	63P-41134-A0	GASKET, EXHAUST MANIFOLD EMPAQUE	2	2	
17	63P-45181-01-9S	PLATE PLACA	1	1	
18	63P-41138-00	SEAL, EXT. 1 SELLO, ESCAPE 1	1	1	
19	69J-45127-00	SEAL SELLO DE GOMA	1	1	
20	63P-45111-00-8D	CASING, UPPER CAJA SUPERIOR	1	1	
21	90119-10007	BOLT, WITH WASHER TORNILLO CON ARANDELA	8	8	
22	93608-16M16	PIN, DOWEL PASADOR DE CLAVIJA	2	2	
23	6E5-45318-00	BUSHING, DRIVE SHAFT BUJE, EJE DE MANDO	1	1	
24	93420-36M01	CIRCLIP SEGURO	1	1	
25	69J-14624-01	COVER, EXHAUST CUBIERTA ESCAPE	1	1	
26	97980-06216	SCREW, WITH WASHER TORNILLO, CON ARANDELA	2	2	
27	6E5-44366-00	DAMPER, WATER SEAL 2 GOMA DEL SELLO DE AGUA 2	1	1	

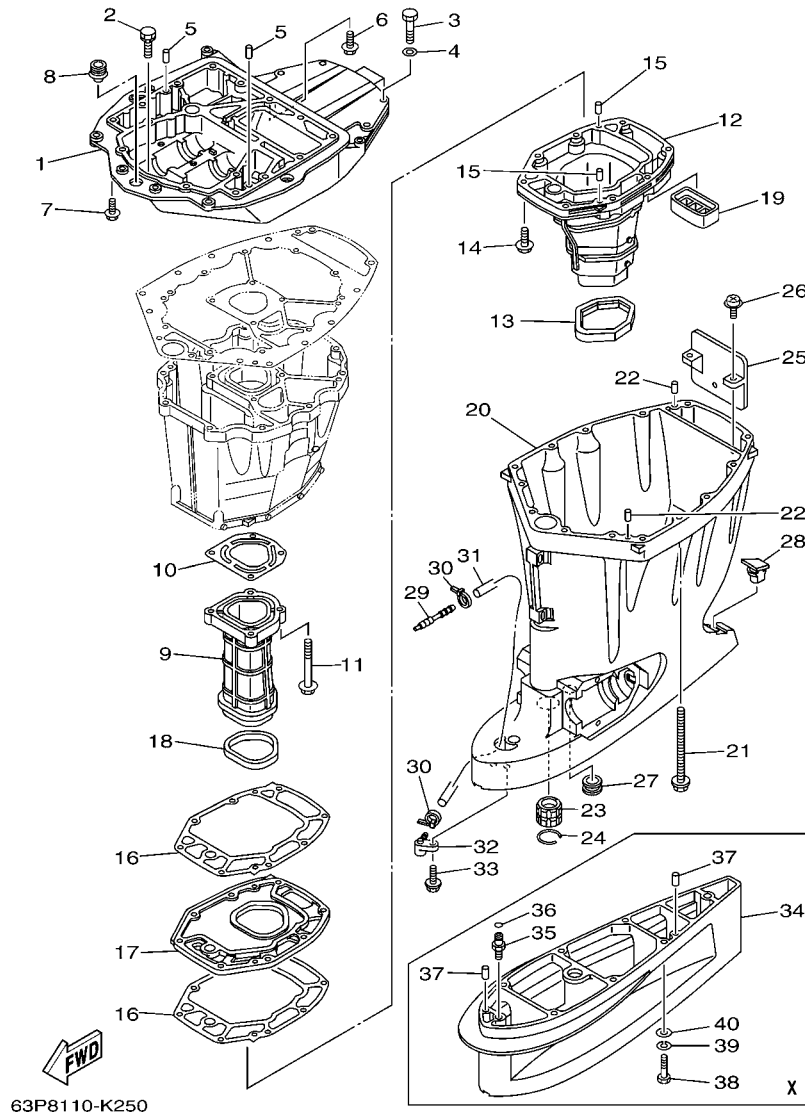


FIG. 25 UPPER CASING

FUNDA SUPERIOR

REF. NO.	PART NO. CODIGO Nº	DESCRIPTION DESCRIPCION	6BM3	6BN3	REMARKS OBSERVACIONES
28	6C5-45155-00	CAP TAPA	1	1	
29	6E5-83558-00	END, NIPPLE EXTREMO DE NIPLE	1	1	
30	90465-11M10	CLAMP BRIDA	2	2	
31	90445-070F1	HOSE (L950) TUBO (L950)	1	1	
32	63P-45379-00	NIPPLE, HOSE NIPLE DE MANGUERA	1	1	
33	90119-06M18	BOLT, WITH WASHER TORNILLO CON ARANDELA	1	1	
34	6BM-45211-00-8D	EXTENSION EXTENSION	1	1	X(25.3") X(25.3")
35	63P-45378-00	NIPPLE, HOSE NIPLE MANGUERA	1	1	X(25.3") X(25.3")
36	93210-07003	O-RING ANILLO O	1	1	X(25.3") X(25.3")
37	93608-16M16	PIN, DOWEL PASADOR DE CLAVIJA	2	2	X(25.3") X(25.3")
38	97095-10045	BOLT PERNO	6	6	X(25.3") X(25.3")
39	92995-10100	WASHER ARANDELA	6	6	X(25.3") X(25.3")
40	92995-10600	WASHER ARANDELA	6	6	X(25.3") X(25.3")

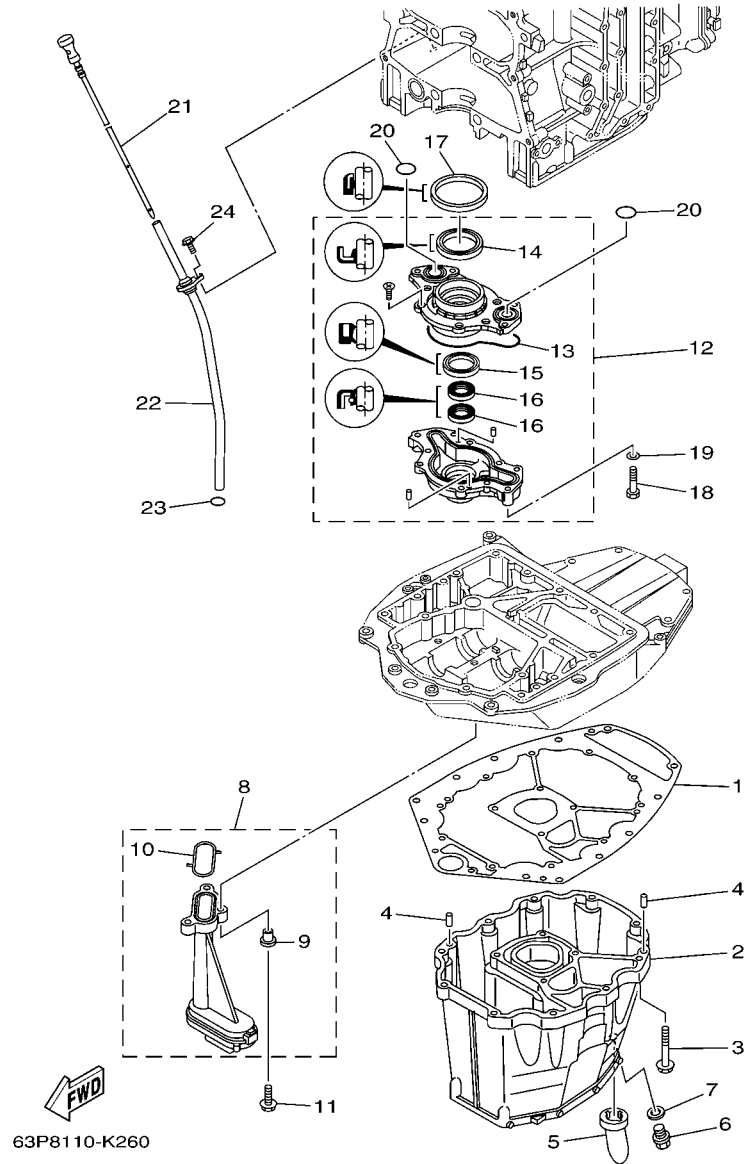


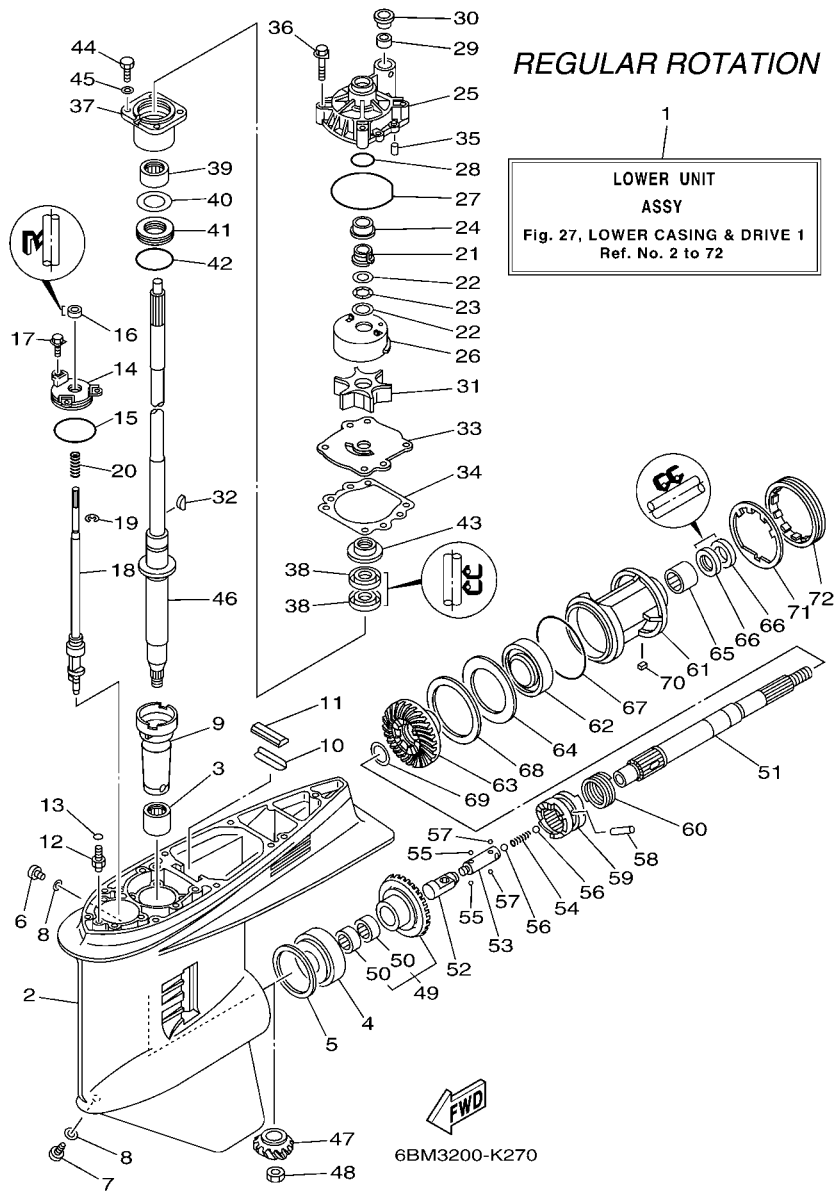
FIG. 26 OIL PAN

OIL PAN

REF. NO.	PART NO. CODIGO Nº	DESCRIPTION DESCRIPCION	6BM3	6BN3	REMARKS OBSERVACIONES
1	63P-15312-00	GASKET, OIL PAN EMPAQ BANDEJA DE ACEITE	1	1	
2	63P-15311-01-CA	OIL PAN BANDEJA DE ACEITE	1	1	
3	97575-08535	BOLT, WITH WASHER PERNO CON ARANDELA	10	10	
4	93608-16M16	PIN, DOWEL PASADOR DE CLAVIJA	2	2	
5	63P-15316-00	DAMPER 1 AMORTIGUADOR 1	1	1	
6	90340-14M06	PLUG, STRAIGHT SCREW TORNILLO, DE DRENAJE	1	1	
7	90430-14M09	GASKET JUNTA	1	1	
8	63P-13411-00	STRAINER, OIL FILTRO DE ACEITE	1	1	
9	90387-06263	.COLLAR .ESPACIADOR	3	3	
10	63P-13415-00	.SEAL, OIL STRAINER .SELLO COLADOR ACEITE	1	1	
11	95812-06025	BOLT, FLANGE TORNILLO DE REBORDE	3	3	
12	63P-13300-01	OIL PUMP ASSY BOMBA DE ACEITE COMPLETA	1	1	
13	63P-13329-00	.GASKET, PUMP COVER .EMPAQUE TAPA DE BOMBA	1	1	
14	69J-13338-00	.OIL SEAL .SELLO ACEITE	1	1	
15	6AW-13119-00	.OIL SEAL .SELLO ACEITE	1	1	
16	69J-13631-00	.OIL SEAL .SELLO ACEITE	2	2	
17	69J-11355-00	SEAL, CYLINDER 1 RETEN ACEITE CILINDRO 1	1	1	
18	97095-06040	BOLT PERNO	4	4	
19	92995-06600	WASHER ARANDELA	4	4	
20	93210-25552	O-RING ANILLO O	2	2	
21	63P-15362-10	PLUG, OIL LEVEL TAPON DEL NIVEL DE ACEITE	1	1	
22	63P-15377-10	GUIDE, INLET GUIA DE ENTRADA	1	1	
23	93210-19MJ3	O-RING ANILLO O	1	1	
24	95895-06016	BOLT, FLANGE TORNILLO DE REBORDE	1	1	

FIG. 27 LOWER CASING & DRIVE 1

IMPULSOR E INFERIOR 1



REF. NO.	PART NO. CODIGO Nº	DESCRIPTION DESCRIPCION	6BM3	6BN3	REMARKS OBSERVACIONES
1	6BM-45300-10-8D	LOWER UNIT ASSY CONJUNTO UNIDAD INFERIOR	1		X(25.3"),RH X(25.3"),RH
2	6BM-45301-00-8D	CASING, LOWER FUNDA INFERIOR COMPLETA	1		
3	93311-928U5	BEARING COJINETE DE RODILLOS	1		
4	93332-000V3	BEARING COJINETE	1		
5	6G5-45567-01	SHIM (T:0.10MM) LAINA (T:0.10MM)	1		UR UR
6G5-45567-10	SHIM (T:0.12MM) LAINA (T:0.12MM)	1		UR UR	
6G5-45567-20	SHIM (T:0.15MM) LAINA (T:0.15MM)	1		UR UR	
6G5-45567-30	SHIM (T:0.18MM) LAINA (T:0.18MM)	1		UR UR	
6G5-45567-40	SHIM (T:0.30MM) LAINA (T:0.30MM)	1		UR UR	
6G5-45567-50	SHIM (T:0.40MM) LAINA (T:0.40MM)	1		UR UR	
6G5-45567-60	SHIM (T:0.50MM) LAINA (T:0.50MM)	1		UR UR	
6	90340-08002	PLUG, STRAIGHT SCREW TORNILLO, DE DRENAJE	1		
7	688-45341-10	PLUG, DRAIN TAPON, DREN	1		
8	90430-08020	GASKET JUNTA	2		
9	6G5-45536-01	SLEEVE, DRIVE SHAFT CAMISA EJE DE MANDO	1		
10	663-45376-00	GUIDE, SEAL DAMPER GUIA DE SELLO GOMA	1		
11	688-45375-00	DAMPER, SEAL GOMA DE SELLO	1		
12	63P-45378-00	NIPPLE, HOSE NIPLE MANGUERA	1		
13	93210-07003	O-RING ANILLO O	1		
14	6E5-45321-00	PLATE PLACA	1		
15	93210-58144	O-RING ANILLO O	1		
16	93106-09014	OIL SEAL SELLO ACEITE	1		
17	90119-06M10	BOLT, WITH WASHER TORNILLO CON ARANDELA	3		
18	63P-44150-10	SHIFT CAM ASSY CONJUNTO EJE LEVA COMPL.	1		X(25.3"),RH X(25.3"),RH
19	99001-08600	CIRCLIP PRESILLA REDONDA	1		
20	90501-11M10	SPRING, COMPRESSION RESORTE DE COMPRESION	1		
21	61A-45538-00	SPACER 1 ESPACIADOR 1	1		

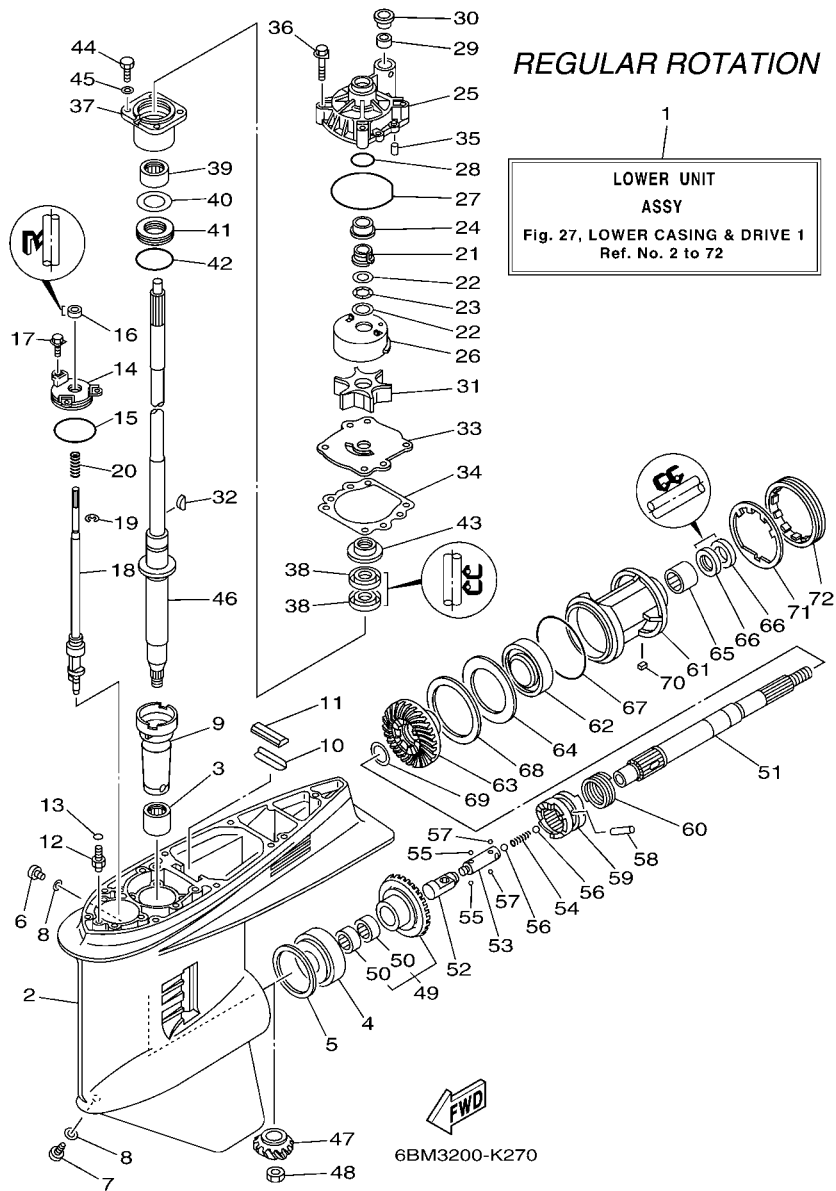


FIG. 27 LOWER CASING & DRIVE 1 IMPULSOR E INFERIOR 1

REF. NO.	PART NO. CODIGO Nº	DESCRIPTION DESCRIPCION	6BM3	6BN3	REMARKS OBSERVACIONES
22	90201-22M01	WASHER, PLATE ARANDELA PLANA	2		
23	90206-22M19	WASHER, WAVE ARANDELA ONDULADA	1		
24	61A-45527-00	COLLAR, DRIVE SHAFT COLLAR EJE FLECHA DE PROPULSION	1		
25	61A-44311-01	HOUSING, WATER PUMP CAJA BOMBA DE AGUA	1		
26	6R3-44322-42	INSERT, CARTRIDGE CARTUCHO	1		FOR CHROMATE FOR CHROMATE
27	93210-86M38	O-RING ANILLO O	1		
28	93210-37160	O-RING ANILLO O	1		
29	6E5-44365-00	DAMPER, WATER SEAL 1 HULE DE SELLO DE AGUA 1	1		
30	6E5-44312-00	COVER, WATER PUMP HOUSING CUBIERTA CAJA BOMBA DE AGUA	1		
31	6E5-44352-01	IMPELLER IMPULSOR	1		
32	90280-04M05	KEY, WOODRUFF CUNA WOODRUFF	1		
33	6G5-44323-40	OUTER PLATE, CARTRIDGE PLACA EXTERIOR DEL CARTUCHO	1		FOR CHROMATE FOR CHROMATE
34	6E5-44315-A0	GASKET, WATER PUMP EMPAQUE	1		
35	93606-12019	PIN, DOWEL PASADOR DE CLAVIJA	2		
36	90119-08M14	BOLT, WITH WASHER TORNILLO CON ARANDELA	4		
37	6E5-45331-00-9S	HOUSING, BEARING CAJA DE COJINETE	1		
38	93101-28M16	OIL SEAL SELLO ACEITE	2		
39	93317-330U2	BEARING COJINETE	1		
40	6E5-45587-01	SHIM (T:0.10MM) LAINA (T:0.10MM)	1		UR
	6E5-45587-10	SHIM (T:0.12MM) LAINA (T:0.12MM)	1		UR
	6E5-45587-20	SHIM (T:0.15MM) LAINA (T:0.15MM)	1		UR
	6E5-45587-30	SHIM (T:0.18MM) LAINA (T:0.18MM)	1		UR
	6E5-45587-40	SHIM (T:0.30MM) LAINA (T:0.30MM)	1		UR
	6E5-45587-50	SHIM (T:0.40MM) LAINA (T:0.40MM)	1		UR
	6E5-45587-60	SHIM (T:0.50MM) LAINA (T:0.50MM)	1		UR
41	93341-930V2	BEARING COJINETES CON RODAMIENTOS	1		
42	93210-55M14	O-RING ANILLO O	1		

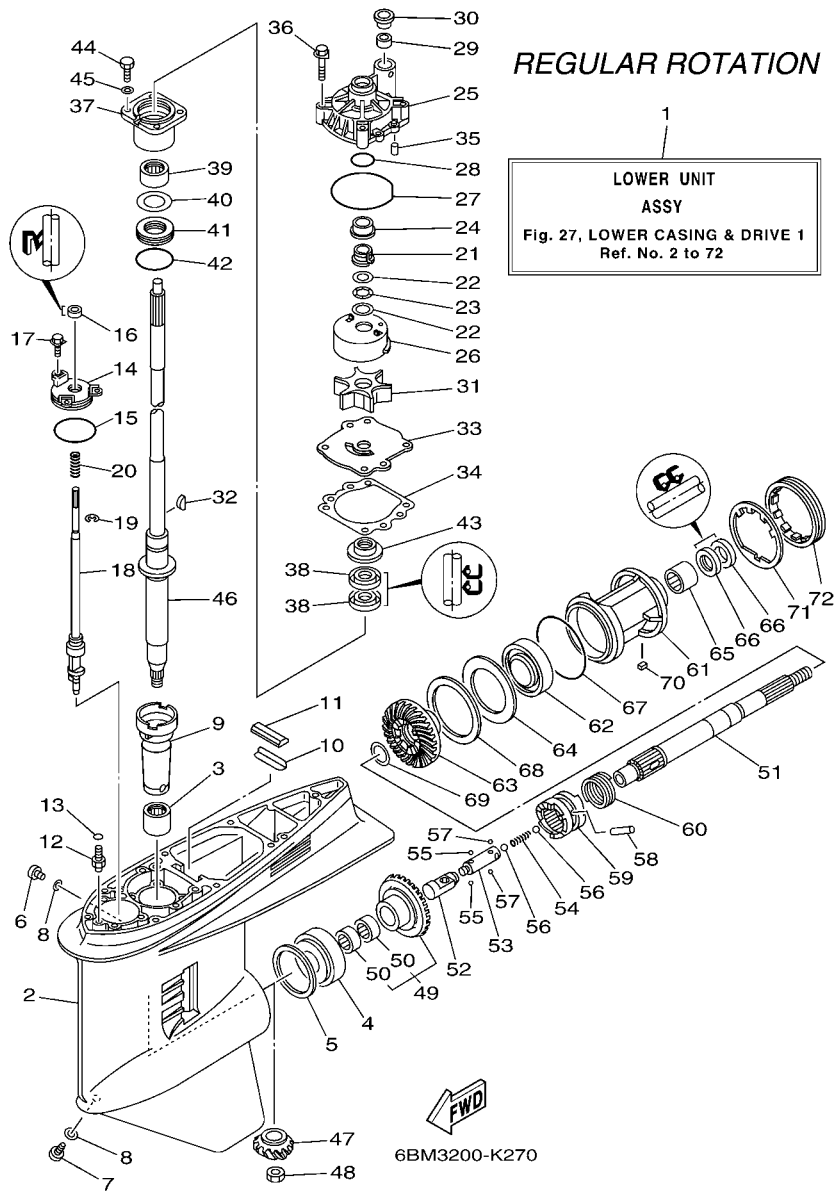


FIG. 27 LOWER CASING & DRIVE 1 IMPULSOR E INFERIOR 1

REF. NO.	PART NO. CODIGO N°	DESCRIPTION DESCRIPCION	6BM3	6BN3	REMARKS OBSERVACIONES
43	6E5-45344-00	COVER, OIL SEAL CUBIERTA SELLO ACEITE	1		
44	97095-08025	BOLT PERNO	4		
45	92995-08600	WASHER ARANDELA	4		
46	63P-45501-10	DRIVE SHAFT COMP. EJE DE MANDO COMPL.	1		X(25.3") X(25.3")
47	63P-45551-00	PINION (14T) PINON (14T)	1		
48	90170-16M01	NUT TUERCA	1		
49	6BM-45560-00	GEAR 1 (28T) ENGRANAJE 1 (28T)	1		
50	93315-425V3	.BEARING .COJINETE DE RODILLOS	2		
51	6J9-45611-01	SHAFT, PROPELLER EJE PROPUSOR	1		
52	6E5-45641-03	SHIFTER CAMBIO	1		
53	6E5-45634-01	SLIDE, SHIFT DESILZADOR, CAMBIO	1		
54	90501-16M37	SPRING, COMPRESSION RESORTE DE COMPRESION	1		
55	93507-32009	BALL ESFERA	2		
56	93511-32017	BALL ESFERA	2		
57	93503-16003	BALL ESFERA	2		
58	90250-08M07	PIN, STRAIGHT PASADOR CILINDRICO	1		
59	6BM-45631-00	CLUTCH, DOG EMBRAGUE DE GARRA	1		
60	6E5-45633-01	RING, CROSS PIN ANILLO DE PASADOR	1		
61	6BM-45332-00-9S	HOUSING, BEARING CAJA BALERO 2	1		
62	93306-209U0	BEARING COJINETE	1		
63	6BM-45571-00	GEAR 2 (28T) ENGRANAJE 2 (28T)	1		
64	6G5-45576-10	WASHER, THRUST 2 ARANDELA DE EMPUJE AXIAL 2	1		
65	93315-43061	BEARING COJINETE DE RODILLOS	1		
66	93101-30M17	OIL SEAL SELLO ACEITE	2		
67	93210-97M55	O-RING ANILLO O	1		
68	6G5-45577-02	SHIM (T:0.10MM) LAINA (T:0.10MM)	1		UR UR
	6G5-45577-10	SHIM (T:0.12MM) LAINA (T:0.12MM)	1		UR UR

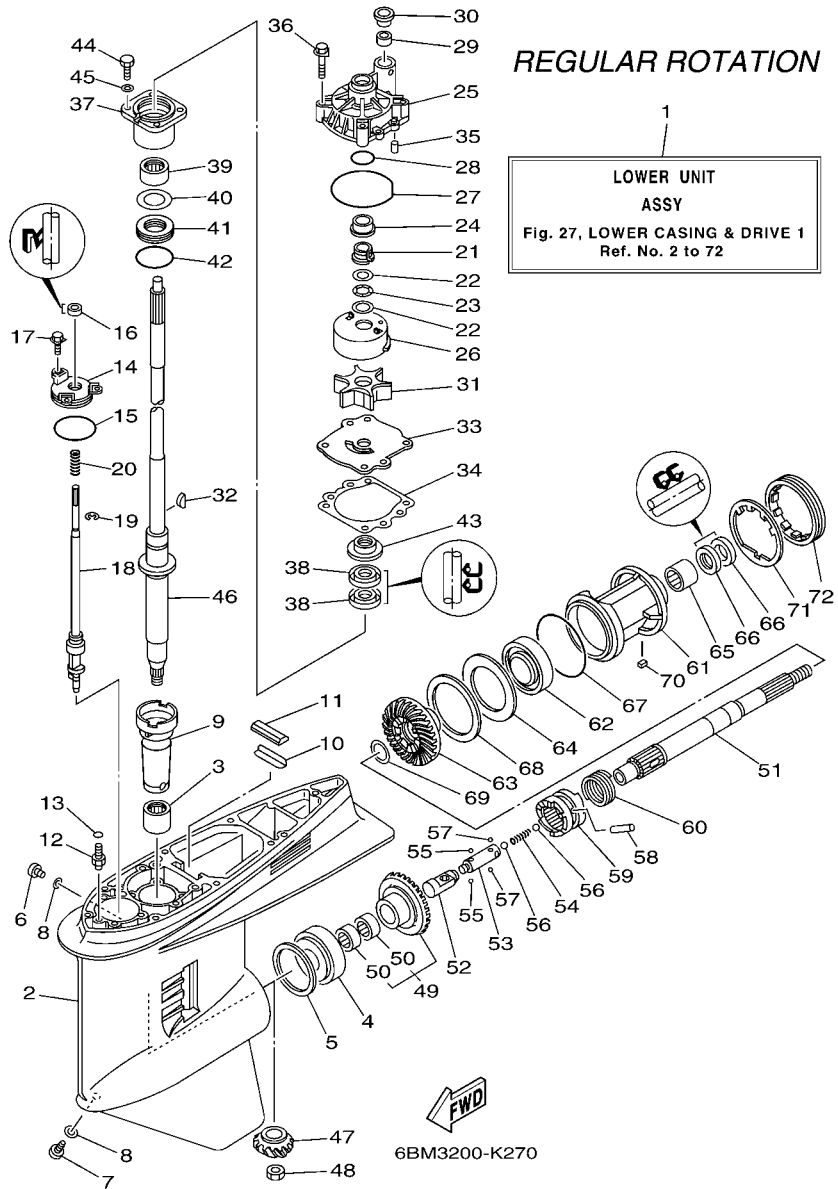


FIG. 27 LOWER CASING & DRIVE 1

IMPULSOR E INFERIOR 1

REF. NO.	PART NO. CODIGO N°	DESCRIPTION DESCRIPCION	6BM3	6BN3	REMARKS OBSERVACIONES
68	6G5-45577-20	SHIM (T:0.15MM) LAINA (T:0.15MM)	1		UR UR
	6G5-45577-30	SHIM (T:0.18MM) LAINA (T:0.18MM)	1		UR UR
	6G5-45577-40	SHIM (T:0.30MM) LAINA (T:0.30MM)	1		UR UR
	6G5-45577-50	SHIM (T:0.40MM) LAINA (T:0.40MM)	1		UR UR
	6G5-45577-60	SHIM (T:0.50MM) LAINA (T:0.50MM)	1		UR UR
69	90201-30M92	WASHER, PLATE ARANDELA PLANA	1		
70	90282-04M00	KEY, STRAIGHT CHAVETA, RECTA	1		
71	6G5-45383-01	WASHER, CLAW ARANDELA DE UNA	1		
72	6G5-45384-02	NUT TUERCA	1		

REGULAR ROTATION

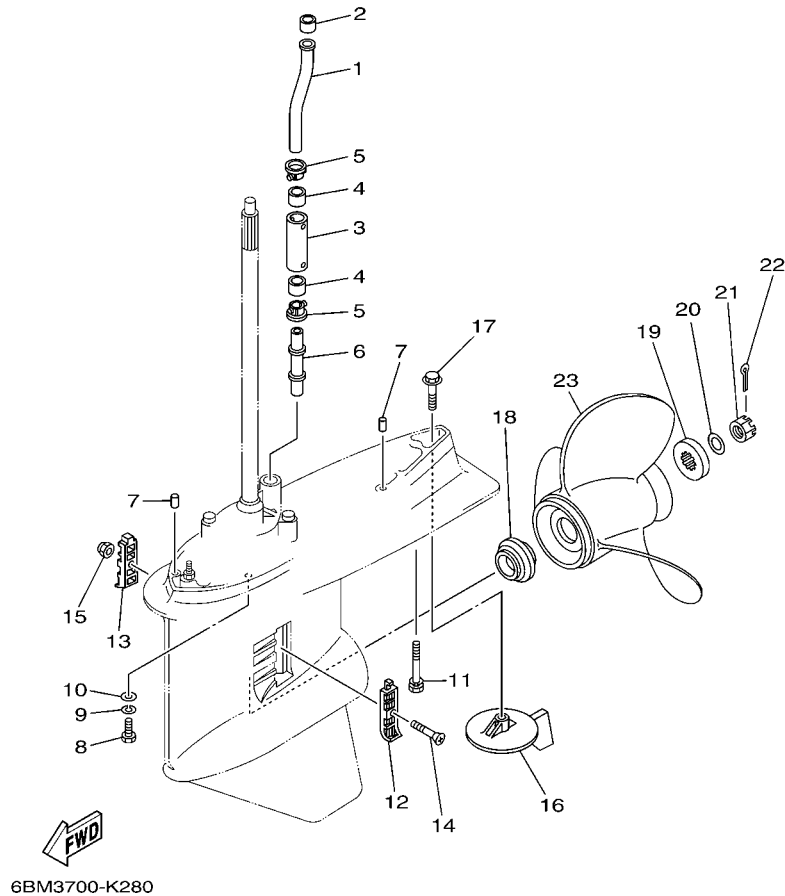


FIG. 28 LOWER CASING & DRIVE 2 IMPULSOR E INFERIOR 2

REF. NO.	PART NO. CODIGO Nº	DESCRIPTION DESCRIPCION	6BM3	6BN3		REMARKS OBSERVACIONES
1	63P-44361-00	TUBE, WATER 1 TUBO DE AGUA 1	1			
2	6E5-44365-00	DAMPER, WATER SEAL 1 HULE DE SELLO DE AGUA 1	1			
3	63P-44362-00	TUBE, WATER 2 TUBO DE AGUA 2	1			X(25.3") X(25.3")
4	6E5-44365-00	DAMPER, WATER SEAL 1 HULE DE SELLO DE AGUA 1	2			X(25.3") X(25.3")
5	6E5-44312-00	COVER, WATER PUMP HOUSING CUBIERTA CAJA BOMBA DE AGUA	2			X(25.3") X(25.3")
6	63P-44363-00	TUBE, WATER 3 TUBO DE AGUA 3	1			X(25.3") X(25.3")
7	93608-16M16	PIN, DOWEL PASADOR DE CLAVIJA	2			
8	97095-10045	BOLT PERNO	6			
9	92995-10100	WASHER ARANDELA	6			
10	92995-10600	WASHER ARANDELA	6			
11	90119-10008	BOLT, WITH WASHER TORNILLO CON ARANDELA	1			X(25.3") X(25.3")
12	6J9-45214-00	COVER, WATER INLET 1 CUBIERTA ENTRADA AGUA 1	1			
13	6J9-45215-00	COVER, WATER INLET 2 CUBIERTA ENTRADA AGUA 2	1			
14	90152-05M08	SCREW, COUNTERSUNK TORNILLO EMBUTIDO	1			
15	90185-05002	NUT, NYLON TUERCA AUTOBLOCANTE	1			
16	6J9-45371-01	TAB-TRIM QUILLA ESTABILIZADOR	1			
17	90105-10M00	BOLT, FLANGE TORNILLO	1			
18	63P-45987-00	SPACER 1 ESPACIADOR 1	1			
19	688-45997-01	SPACER 2 ESPACIADOR 2	1			
20	92990-18200	WASHER ARANDELA PLANA	1			
21	90171-18M04	NUT, CASTLE TUERCA ENTALLADA	1			
22	91490-40030	PIN, COTTER CHAVETA	1			
23	6G5-45941-00-98	PROPELLER (3X15-1/4"X15"-M) PROPELA (3X15-1/4"X15"-M)	1			UR UR
	6G5-45943-01-98	PROPELLER (3X13-3/4"X21"-M) PROPELA (3X13-3/4"X21"-M)	1			UR UR
	6G5-45945-01-98	PROPELLER (3X14"X19"-M) PROPELA (3X14"X19"-M)	1			UR UR
	6G5-45947-01-98	PROPELLER (3X14-1/2"X17"-M) PROPELA (3X14-1/2"X17"-M)	1			UR UR
	6G5-45949-00-98	PROPELLER (3X13-1/2"X23"-M) PROPELA (3X13-1/2"X23"-M)	1			UR UR



REGULAR ROTATION

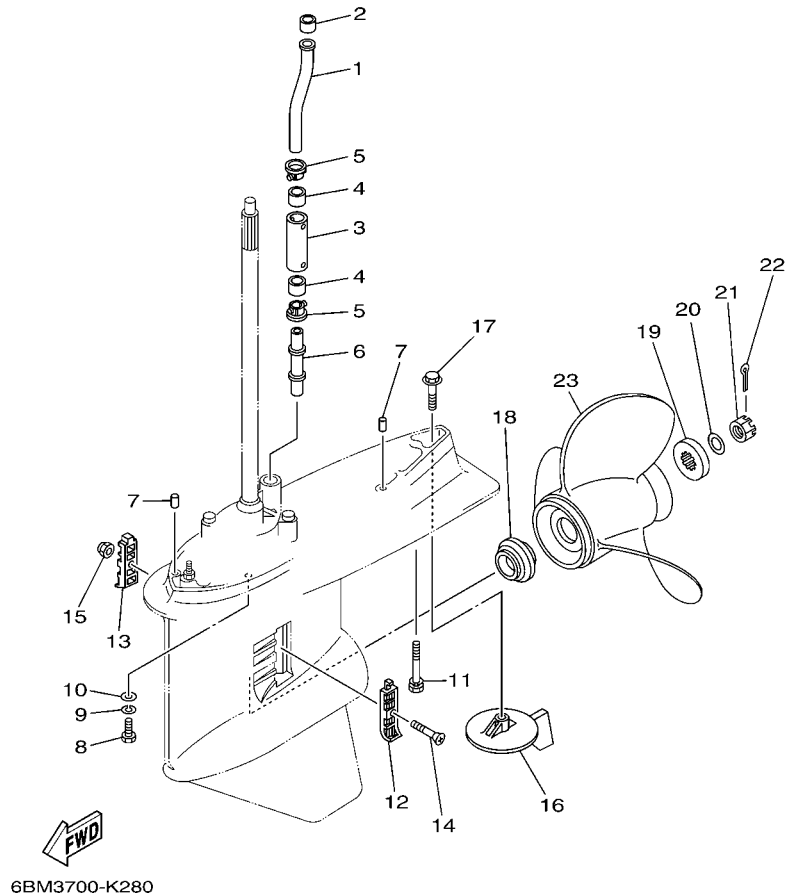


FIG. 28 LOWER CASING & DRIVE 2 IMPULSOR E INFERIOR 2

REF. NO.	PART NO. CODIGO Nº	DESCRIPTION DESCRIPCION	6BM3	6BN3		REMARKS OBSERVACIONES
23	6G5-45930-00-98	PROPELLER (3X13-3/8"X25"-M) PROPELA (3X13-3/8"X25"-M)	1			UR UR
	6G5-45932-00-98	PROPELLER (3X15-3/4"X13"-M) PROPELA (3X15-3/4"X13"-M)	1			UR UR
	6G5-45970-02-98	PROPELLER (3X15-1/4"X15"-M) PROPELA (3X15-1/4"X15"-M)	1			UR UR
	6G5-45972-02-98	PROPELLER (3X13-3/4"X21"-M) PROPELA (3X13-3/4"X21"-M)	1			UR UR
	6G5-45974-03-98	PROPELLER (3X13-3/4"X19"-M2) PROPELA (3X13-3/4"X19"-M2)	1			UR UR
	6G5-45976-01-98	PROPELLER (3X13-3/8"X23"-M) PROPELA (3X13-3/8"X23"-M)	1			UR UR
	6G5-45978-03-98	PROPELLER (3X13-3/4"X17"-M2) PROPELA (3X13-3/4"X17"-M2)	1			UR UR
	6R4-45970-A1	PROPELLER (3X15-1/4"X19"-M) PROPELA (3X15-1/4"X19"-M)	1			UR UR
	6R4-45972-A0	PROPELLER (3X14-7/8"X21"-M) PROPELA (3X14-7/8"X21"-M)	1			UR UR
	6R4-45974-A0	PROPELLER (3X14-1/2"X23"-M) PROPELA (3X14-1/2"X23"-M)	1			UR UR
	6R4-45976-A0	PROPELLER (3X14-1/2"X15"-M) PROPELA (3X14-1/2"X15"-M)	1			UR UR
	6R4-45978-A0	PROPELLER (3X15-1/4"X17"-M) PROPELA (3X15-1/4"X17"-M)	1			UR UR
	66K-45970-B0	PROPELLER (3X14-1/2"X27"-M1) PROPELA (3X14-1/2"X27"-M1)	1			UR UR
	66K-45972-B0	PROPELLER (3X14-1/2"X25"-M2) PROPELA (3X14-1/2"X25"-M2)	1			UR UR
	66K-45974-B0	PROPELLER (3X14-1/2"X23"-M2) PROPELA (3X14-1/2"X23"-M2)	1			UR UR
	6J9-45976-10	PROPELLER (3X14-1/2"X21"-M1) PROPELA (3X14-1/2"X21"-M1)	1			UR UR

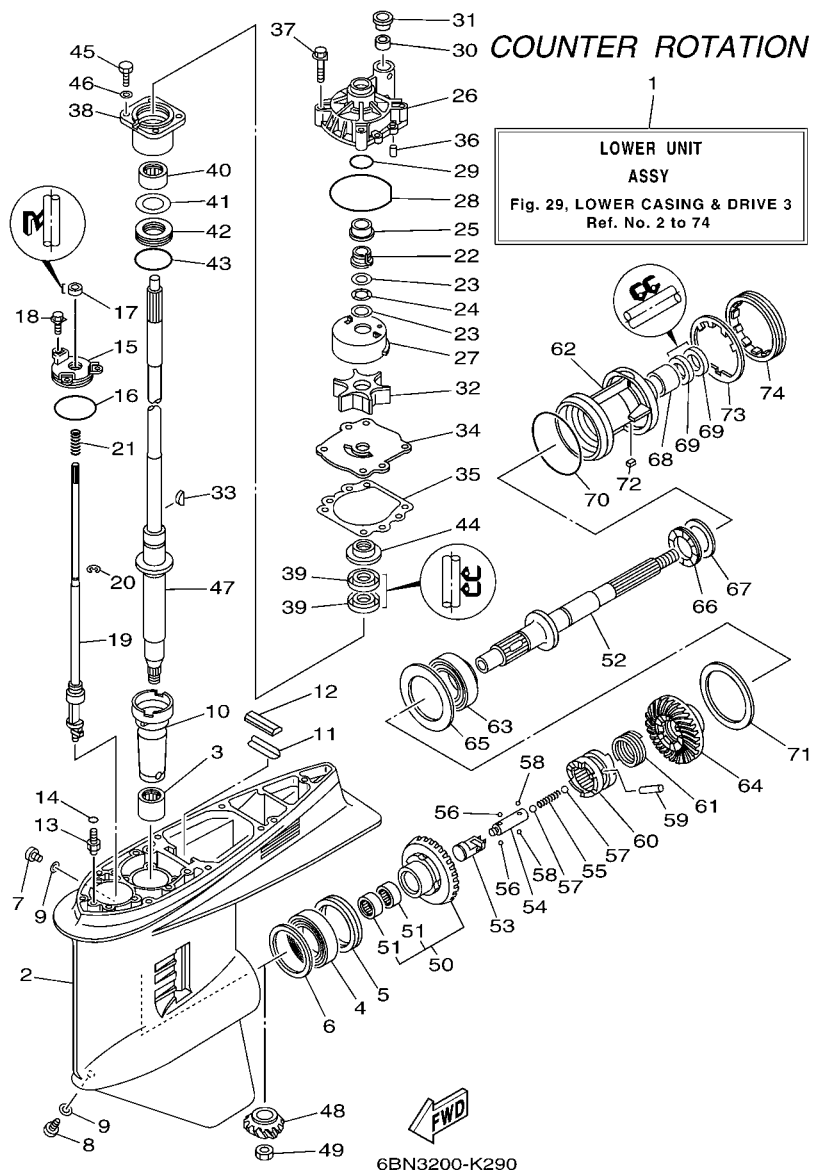


FIG. 29 LOWER CASING & DRIVE 3 IMPULSOR E INFERIOR 3

REF. NO.	PART NO. CODIGO Nº	DESCRIPTION DESCRIPCION	6BM3	6BN3	REMARKS OBSERVACIONES
1	6BN-45300-10-8D	LOWER UNIT ASSY CONJUNTO UNIDAD INFERIOR		1	X(25.3"),LH X(25.3"),LH
2	6BM-45301-00-8D	CASING, LOWER FUNDA INFERIOR COMPLETA		1	
3	93311-928U5	BEARING COJINETE DE RODILLOS		1	
4	93390-000U2	BEARING COJINETE DE RODILLOS		1	
5	93341-465U4	BEARING COJINETES CON RODAMIENTOS		1	
6	6G5-45567-01	SHIM (T:0.10MM) LAINA (T:0.10MM)		1	UR UR
	6G5-45567-10	SHIM (T:0.12MM) LAINA (T:0.12MM)		1	UR UR
	6G5-45567-20	SHIM (T:0.15MM) LAINA (T:0.15MM)		1	UR UR
	6G5-45567-30	SHIM (T:0.18MM) LAINA (T:0.18MM)		1	UR UR
	6G5-45567-40	SHIM (T:0.30MM) LAINA (T:0.30MM)		1	UR UR
	6G5-45567-50	SHIM (T:0.40MM) LAINA (T:0.40MM)		1	UR UR
	6G5-45567-60	SHIM (T:0.50MM) LAINA (T:0.50MM)		1	UR UR
7	90340-08002	PLUG, STRAIGHT SCREW TORNILLO, DE DRENAJE		1	
8	688-45341-10	PLUG, DRAIN TAPON, DREN		1	
9	90430-08020	GASKET JUNTA		2	
10	6G5-45536-01	SLEEVE, DRIVE SHAFT CAMISA EJE DE MANDO		1	
11	663-45376-00	GUIDE, SEAL DAMPER GUIA DE SELLO GOMA		1	
12	688-45375-00	DAMPER, SEAL GOMA DE SELLO		1	
13	63P-45378-00	NIPPLE, HOSE NIPLE MANGUERA		1	
14	93210-07003	O-RING ANILLO O		1	
15	6E5-45321-00	PLATE PLACA		1	
16	93210-58144	O-RING ANILLO O		1	
17	93106-09014	OIL SEAL SELLO ACEITE		1	
18	90119-06M10	BOLT, WITH WASHER TORNILLO CON ARANDELA		3	
19	64P-44150-10	SHIFT CAM ASSY CONJUNTO EJE LEVA COMPL.		1	X(25.3"),LH X(25.3"),LH
20	99001-08600	CIRCLIP PRESILLA REDONDA		1	
21	90501-11M10	SPRING, COMPRESSION RESORTE DE COMPRESION		1	

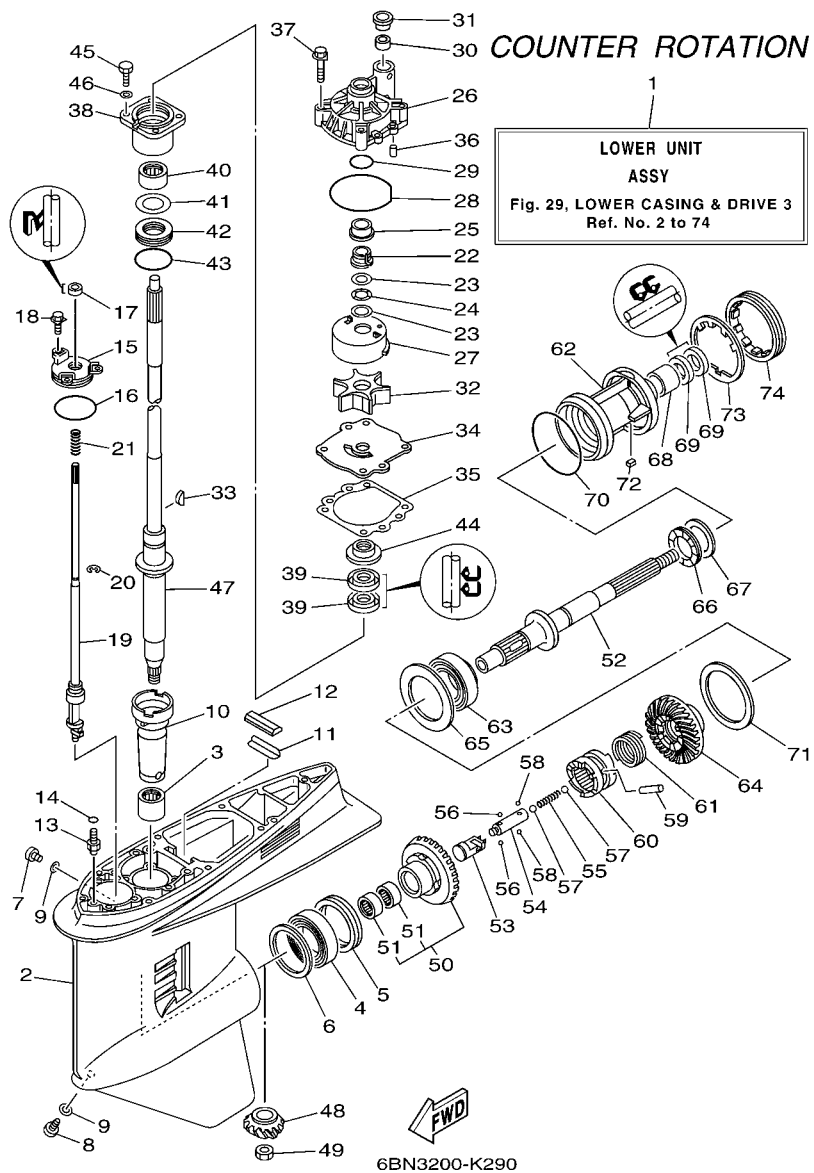
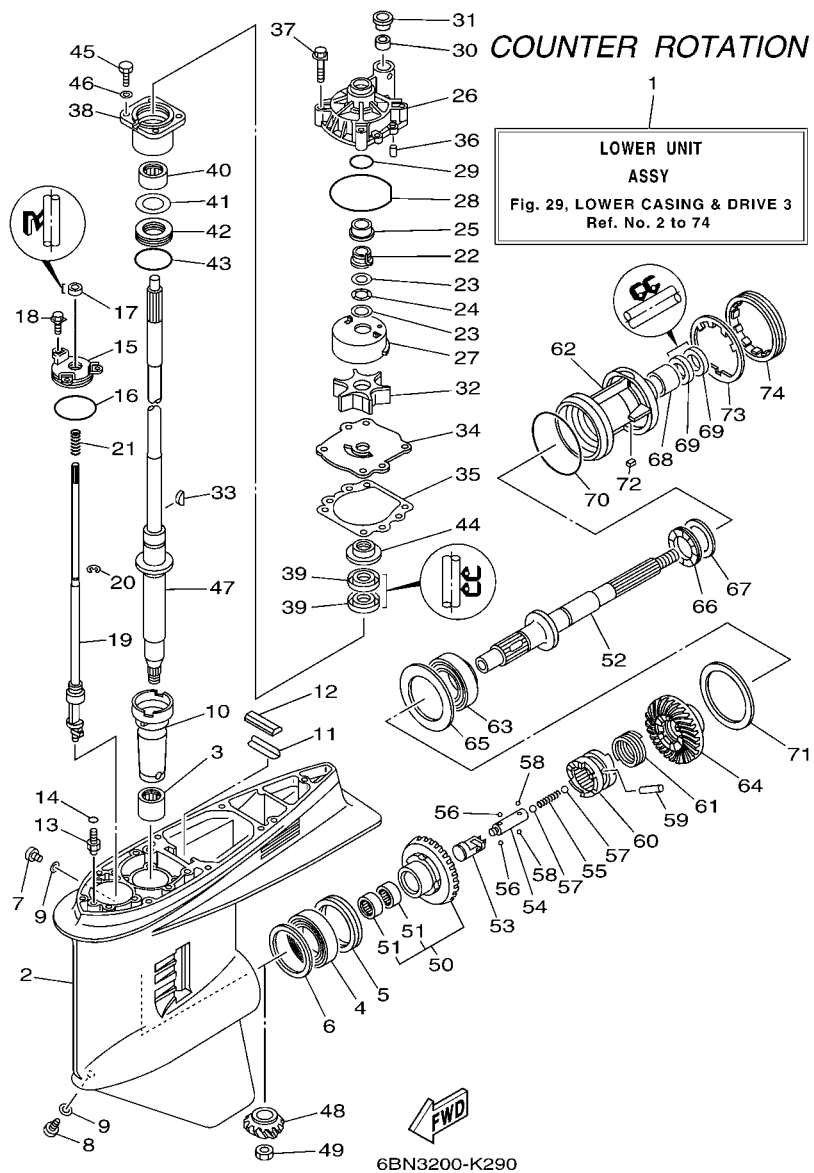


FIG. 29 LOWER CASING & DRIVE 3 IMPULSOR E INFERIOR 3

REF. NO.	PART NO. CODIGO Nº	DESCRIPTION DESCRIPCION	6BM3	6BN3	REMARKS OBSERVACIONES
22	61A-45538-00	SPACER 1 ESPACIADOR 1		1	
23	90201-22M01	WASHER, PLATE ARANDELA PLANA		2	
24	90206-22M19	WASHER, WAVE ARANDELA ONDULADA		1	
25	61A-45527-00	COLLAR, DRIVE SHAFT COLLAR EJE FLECHA DE PROPULSION		1	
26	61A-44311-01	HOUSING, WATER PUMP CAJA BOMBA DE AGUA		1	
27	6R3-44322-42	INSERT, CARTRIDGE CARTUCHO		1	FOR CHROMATE FOR CHROMATE
28	93210-86M38	O-RING ANILLO O		1	
29	93210-37160	O-RING ANILLO O		1	
30	6E5-44365-00	DAMPER, WATER SEAL 1 HULE DE SELLO DE AGUA 1		1	
31	6E5-44312-00	COVER, WATER PUMP HOUSING CUBIERTA CAJA BOMBA DE AGUA		1	
32	6E5-44352-01	IMPELLER IMPULSOR		1	
33	90280-04M05	KEY, WOODRUFF CUNA WOODRUFF		1	
34	6G5-44323-40	OUTER PLATE, CARTRIDGE PLACA EXTERIOR DEL CARTUCHO		1	FOR CHROMATE FOR CHROMATE
35	6E5-44315-A0	GASKET, WATER PUMP EMPAQUE		1	
36	93606-12019	PIN, DOWEL PASADOR DE CLAVIJA		2	
37	90119-08M14	BOLT, WITH WASHER TORNILLO CON ARANDELA		4	
38	6E5-45331-00-9S	HOUSING, BEARING CAJA DE COJINETE		1	
39	93101-28M16	OIL SEAL SELLO ACEITE		2	
40	93317-330U2	BEARING COJINETE		1	
41	6E5-45587-01	SHIM (T:0.10MM) LAINA (T:0.10MM)		1	UR UR
41	6E5-45587-10	SHIM (T:0.12MM) LAINA (T:0.12MM)		1	UR UR
41	6E5-45587-20	SHIM (T:0.15MM) LAINA (T:0.15MM)		1	UR UR
41	6E5-45587-30	SHIM (T:0.18MM) LAINA (T:0.18MM)		1	UR UR
41	6E5-45587-40	SHIM (T:0.30MM) LAINA (T:0.30MM)		1	UR UR
41	6E5-45587-50	SHIM (T:0.40MM) LAINA (T:0.40MM)		1	UR UR
41	6E5-45587-60	SHIM (T:0.50MM) LAINA (T:0.50MM)		1	UR UR
42	93341-930V2	BEARING COJINETES CON RODAMIENTOS		1	



**FIG. 29 LOWER CASING & DRIVE 3 IMPULSOR E INFERIOR 3**

REF. NO.	PART NO. CODIGO Nº	DESCRIPTION DESCRIPCION	6BM3	6BN3	REMARKS OBSERVACIONES
43	93210-55M14	O-RING ANILLO O		1	
44	6E5-45344-00	COVER, OIL SEAL CUBIERTA SELLO ACEITE		1	
45	97095-08025	BOLT PERNO		4	
46	92995-08600	WASHER ARANDELA		4	
47	63P-45501-10	DRIVE SHAFT COMP. EJE DE MANDO COMPL.		1	X(25.3") X(25.3")
48	63P-45551-00	PINION (14T) PINON (14T)		1	
49	90170-16M01	NUT TUERCA		1	
50	6BN-45560-00	GEAR 1 (28T) ENGRANAJE 1 (28T)		1	
51	93315-425V3	.BEARING .COJINETE DE RODILLOS		2	
52	6K1-45611-10	SHAFT, PROPELLER EJE PROPUSOR		1	
53	6K1-45641-01	SHIFTER CAMBIO		1	
54	6E5-45634-01	SLIDE, SHIFT DESLIZADOR, CAMBIO		1	
55	90501-16M37	SPRING, COMPRESSION RESORTE DE COMPRESION		1	
56	93507-32009	BALL ESFERA		2	
57	93511-32017	BALL ESFERA		2	
58	93503-16003	BALL ESFERA		2	
59	90250-08M07	PIN, STRAIGHT PASADOR CILINDRICO		1	
60	6BM-45631-00	CLUTCH, DOG EMBRAGUE DE GARRA		1	
61	6E5-45633-01	RING, CROSS PIN ANILLO DE PASADOR		1	
62	6BN-45332-00-9S	HOUSING, BEARING CAJA BALERO 2		1	
63	93332-00048	BEARING COJINETE		1	
64	6BN-45570-00	GEAR 2 (28T) ENGRANAJE 2 (28T)		1	
65	6K1-45576-00	WASHER, THRUST 2 ARANDELA DE EMPUJE AXIAL 2		1	
66	93341-440U5	BEARING COJINETES CON RODAMIENTOS		1	UR UR
67	6K1-45578-01	SHIM (T:0.10MM) LAINA (T:0.10MM)		1	UR UR
	6K1-45578-10	SHIM (T:0.12MM) LAINA (:0.12MM)		1	UR UR
	6K1-45578-20	SHIM (T:0.15MM) LAINA (T:0.15MM)		1	UR UR

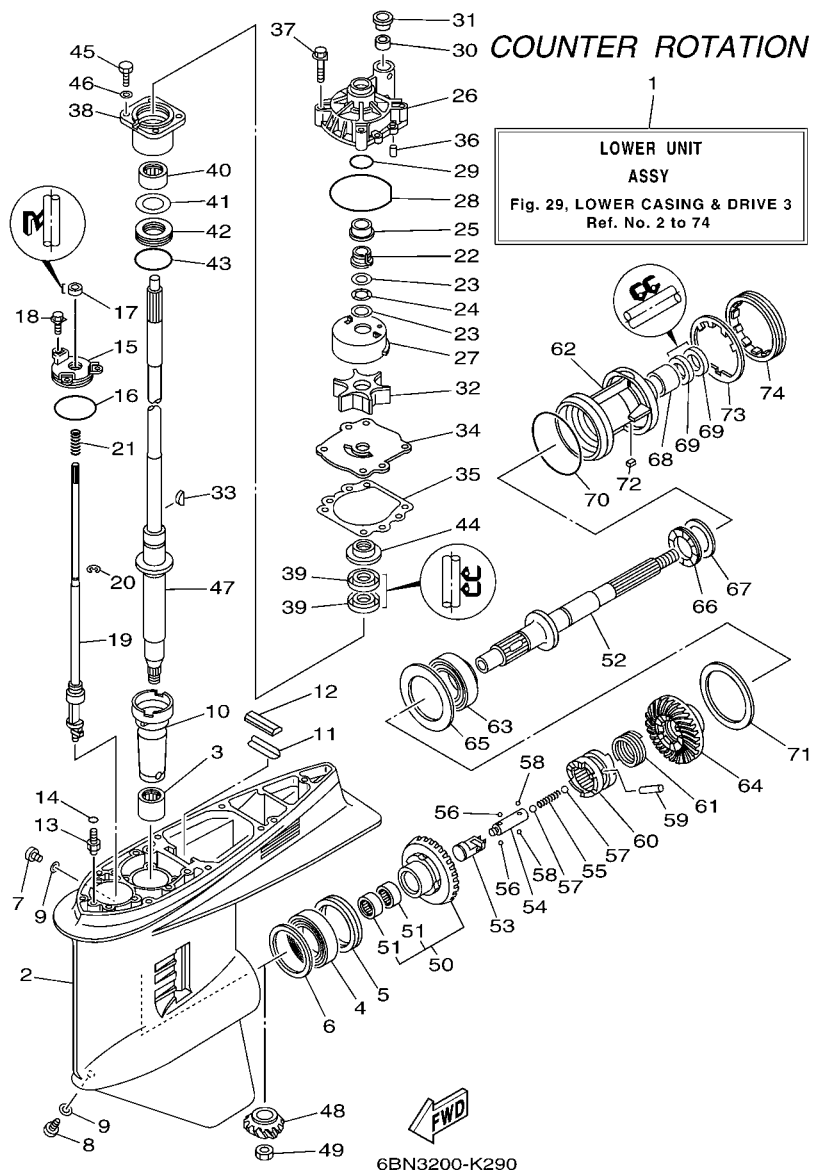
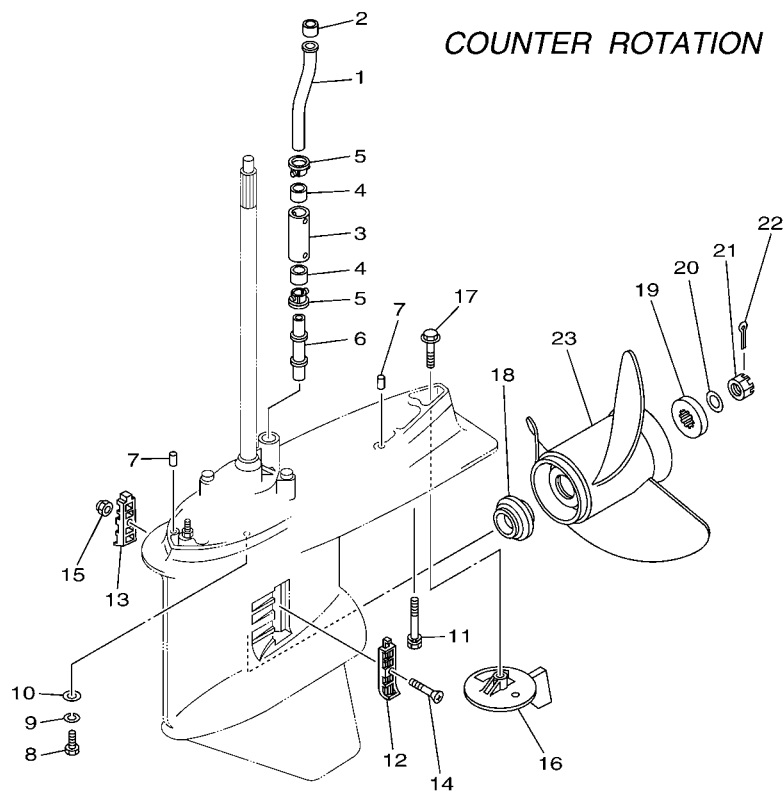


FIG. 29 LOWER CASING & DRIVE 3 IMPULSOR E INFERIOR 3

REF. NO.	PART NO. CODIGO Nº	DESCRIPTION DESCRIPCION	6BM3	6BN3	REMARKS OBSERVACIONES
67	6K1-45578-30	SHIM (T:0.18MM) LAINA (T:0.18MM)		1	UR UR
	6K1-45578-40	SHIM (T:0.30MM) LAINA (T:0.30MM)		1	UR UR
	6K1-45578-50	SHIM (T:0.40MM) LAINA (T:0.40MM)		1	UR UR
	6K1-45578-60	SHIM (T:0.50MM) LAINA (T:0.50MM)		1	UR UR
68	93315-43061	BEARING COJINETE DE RODILLOS		1	
69	93101-30M17	OIL SEAL SELLO ACEITE		2	
70	93210-97M55	O-RING ANILLO O		1	
71	6G5-45577-02	SHIM (T:0.10MM) LAINA (T:0.10MM)		1	UR UR
	6G5-45577-10	SHIM (T:0.12MM) LAINA (T:0.12MM)		1	UR UR
	6G5-45577-20	SHIM (T:0.15MM) LAINA (T:0.15MM)		1	UR UR
	6G5-45577-30	SHIM (T:0.18MM) LAINA (T:0.18MM)		1	UR UR
	6G5-45577-40	SHIM (T:0.30MM) LAINA (T:0.30MM)		1	UR UR
	6G5-45577-50	SHIM (T:0.40MM) LAINA (T:0.40MM)		1	UR UR
	6G5-45577-60	SHIM (T:0.50MM) LAINA (T:0.50MM)		1	UR UR
72	90282-04M00	KEY, STRAIGHT CHAVETA, RECTA		1	
73	6G5-45383-01	WASHER, CLAW ARANDELA DE UNA		1	
74	6G5-45384-02	NUT TUERCA		1	

FIG. 30 LOWER CASING & DRIVE 4

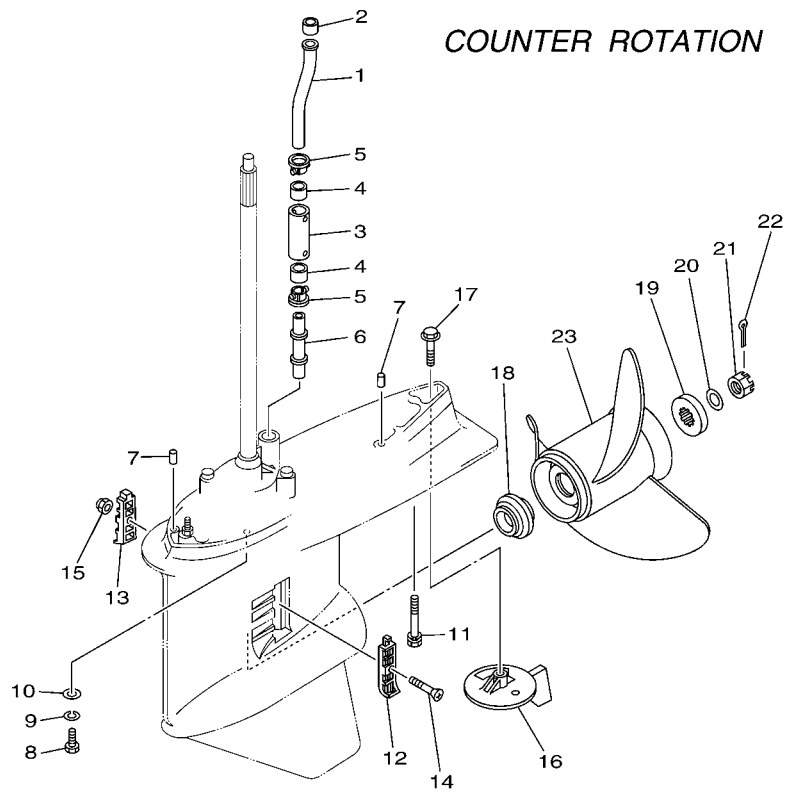
IMPULSOR E INFERIOR 4



64P1010-C280

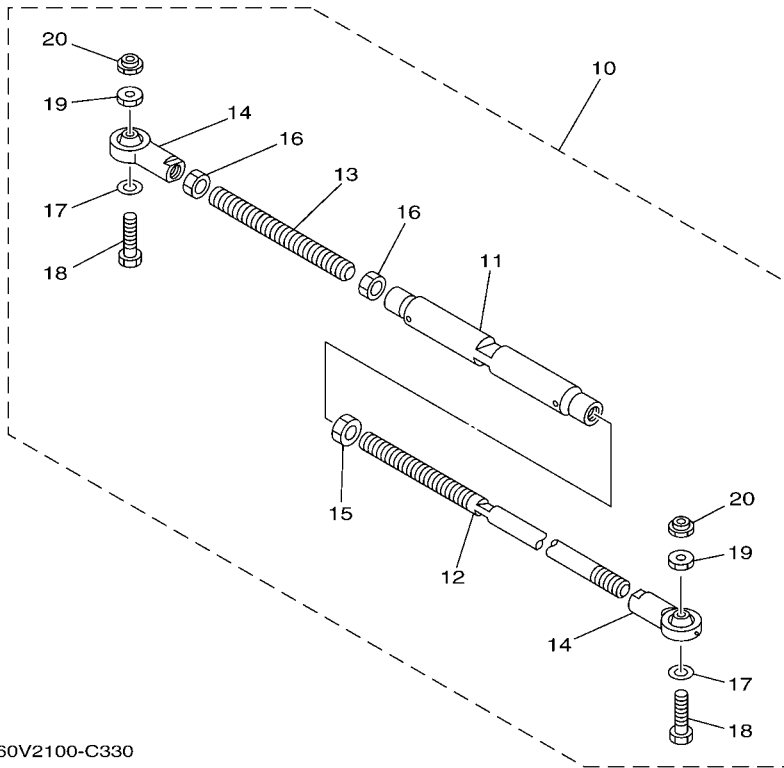
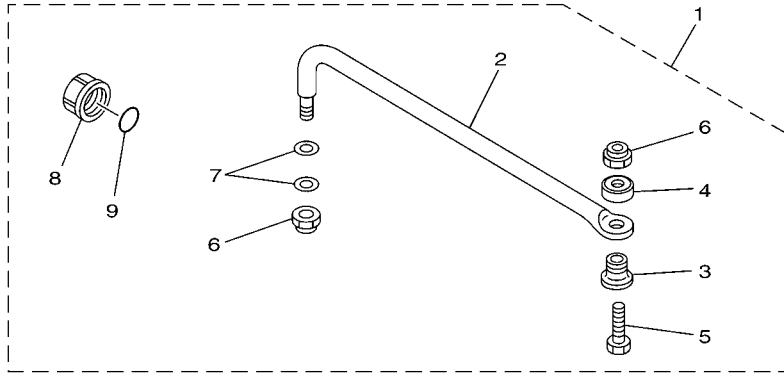
REF. NO.	PART NO. CODIGO Nº	DESCRIPTION DESCRIPCION	6BM3	6BN3	REMARKS OBSERVACIONES
1	63P-44361-00	TUBE, WATER 1 TUBO DE AGUA 1		1	
2	6E5-44365-00	DAMPER, WATER SEAL 1 HULE DE SELLO DE AGUA 1		1	
3	63P-44362-00	TUBE, WATER 2 TUBO DE AGUA 2		1	X(25.3") X(25.3")
4	6E5-44365-00	DAMPER, WATER SEAL 1 HULE DE SELLO DE AGUA 1		2	X(25.3") X(25.3")
5	6E5-44312-00	COVER, WATER PUMP HOUSING CUBIERTA CAJA BOMBA DE AGUA		2	X(25.3") X(25.3")
6	63P-44363-00	TUBE, WATER 3 TUBO DE AGUA 3		1	X(25.3") X(25.3")
7	93608-16M16	PIN, DOWEL PASADOR DE CLAVIJA		2	
8	97095-10045	BOLT PERNO		6	
9	92995-10100	WASHER ARANDELA		6	
10	92995-10600	WASHER ARANDELA		6	
11	90119-10008	BOLT, WITH WASHER TORNILLO CON ARANDELA		1	X(25.3") X(25.3")
12	6J9-45214-00	COVER, WATER INLET 1 CUBIERTA ENTRADA AGUA 1		1	
13	6J9-45215-00	COVER, WATER INLET 2 CUBIERTA ENTRADA AGUA 2		1	
14	90152-05M08	SCREW, COUNTERSUNK TORNILLO EMBUTIDO		1	
15	90185-05002	NUT, NYLON TUERCA AUTOBLOCANTE		1	
16	6K1-45371-02	TAB-TRIM QUILLA ESTABILIZADOR		1	
17	90105-10M00	BOLT, FLANGE TORNILLO		1	
18	63P-45987-00	SPACER 1 ESPACIADOR 1		1	
19	688-45997-01	SPACER 2 ESPACIADOR 2		1	
20	92990-18200	WASHER ARANDELA PLANA		1	
21	90171-18M04	NUT, CASTLE TUERCA ENTALLADA		1	
22	91490-40030	PIN, COTTER CHAVETA		1	
23	6K1-45970-01-98	PROPELLER (3X15-1/4"X15"-ML) PROPELA (3X15-1/4"X15"-ML)		1	UR UR
	6K1-45972-01-98	PROPELLER (3X13-3/4"X21"-ML) PROPELA (3X13-3/4"X21"-ML)		1	UR UR
	6K1-45974-02-98	PROPELLER (3X13-3/4"X19"-ML1) PROPELA (3X13-3/4"X19"-ML1)		1	UR UR
	6K1-45976-00-98	PROPELLER (3X13-3/8"X23"-ML) PROPELA (3X13-3/8"X23"-ML)		1	UR UR
	6K1-45978-02-98	PROPELLER (3X13-3/4"X17"-ML1) PROPELA (3X13-3/4"X17"-ML1)		1	UR UR

FIG. 30 LOWER CASING & DRIVE 4 IMPULSOR E INFERIOR 4



64P1010-C280

REF. NO.	PART NO. CODIGO N°	DESCRIPTION DESCRIPCION	6BM3	6BN3		REMARKS OBSERVACIONES
23	6K1-45945-00-98	PROPELLER (3X14"X19"-ML) PROPELA (3X14"X19"-ML)		1		UR UR
	6K1-45947-00-98	PROPELLER (3X14-1/2"X17"-ML) PROPELA (3X14-1/2"X17"-ML)		1		UR UR
	6R1-45970-A1	PROPELLER (3X15-1/4"X19"-ML) PROPELA (3X15-1/4"X19"-ML)		1		UR UR
	6R1-45972-A0	PROPELLER (3X14-7/8"X21"-ML) PROPELA (3X14-7/8"X21"-ML)		1		UR UR
	6R1-45974-A0	PROPELLER (3X14-1/2"X23"-ML) PROPELA (3X14-1/2"X23"-ML)		1		UR UR
	6R1-45976-A0	PROPELLER (3X15-1/4"X15"-ML) PROPELA (3X15-1/4"X15"-ML)		1		UR UR
	6R1-45978-A0	PROPELLER (3X15-1/4"X17"-ML) PROPELA (3X15-1/4"X17"-ML)		1		UR UR
-----						
-----						
-----						
-----						
-----						
-----						
-----						
-----						



60V2100-C330

FIG. 31 STEERING GUIDE

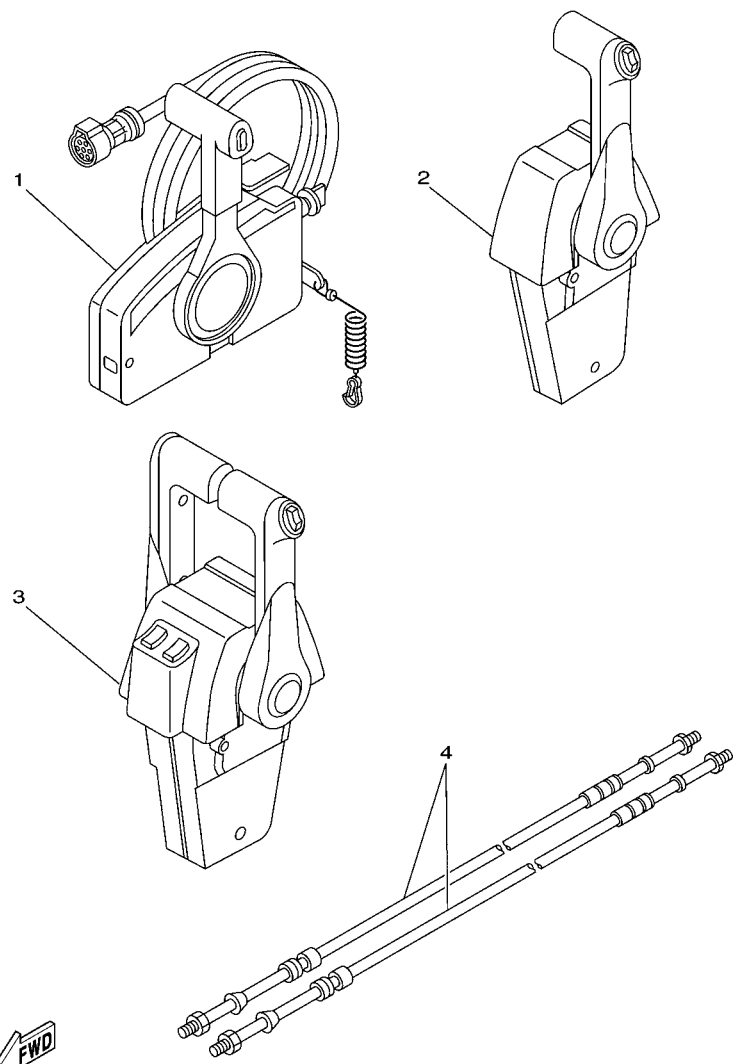
DIRECCIONGUIAR

REF. NO.	PART NO. CODIGO Nº	DESCRIPTION DESCRIPCION	6BM3	6BN3	REMARKS OBSERVACIONES
1	6E5-61350-02	STEERING GUIDE ATTACHMENT KIT ESTUCHE ADITAMENTO GUIA DE TIM	1		AP EXCEPT CAR,NME AP EXCEPT CAR,NME
2	6E5-61351-01	.ROD, STEERING LINK .VARILLA ESLABON DIRECCION	1		
3	90387-10M61	.COLLAR .ESPACIADOR	1		
4	90560-12M01	.SPACER .SEPARADOR	1		
5	6E5-61355-00	.BOLT .TORNILLO	1		
6	90185-09M01	.NUT, SELF-LOCKING .TUERCA AUTOBLOCANTE	2		
7	90201-10M20	.WASHER, PLATE .ARANDELA PLANA	2		
8	6E5-43145-01	.CAP, CLAMP BRACKET .TAPA	1		
9	93210-16275	.O-RING .ANILLO O	1		
10	6E5-61301-01	TWIN KIT (L:600-800MM) KIT ADITAMENTO (L:600-800MM)	1		AP AP
11	6E5-61313-00	.ADJUSTER .AJUSTADOR	1		
12	6E5-61311-11	.TIE BAR .BARRA SEPARADORA	1		
13	6E5-61315-00	.TIE BAR .ROTOR DE BOMBA AGUA	1		
14	6E5-61303-00	.STEERING AXLE COMP. .OJO-DIRECCION COMPL.	2		
15	90170-14M06	.NUT .TUERCA	1		
16	95380-14700	.NUT .TUERCA	2		
17	90201-10M76	.WASHER, PLATE .ARANDELA PLANA	2		
18	90101-09M70	.BOLT .TORNILLO	2		
19	90170-09M05	.NUT .TUERCA	2		
20	90185-09M01	.NUT, SELF-LOCKING .TUERCA AUTOBLOCANTE	2		



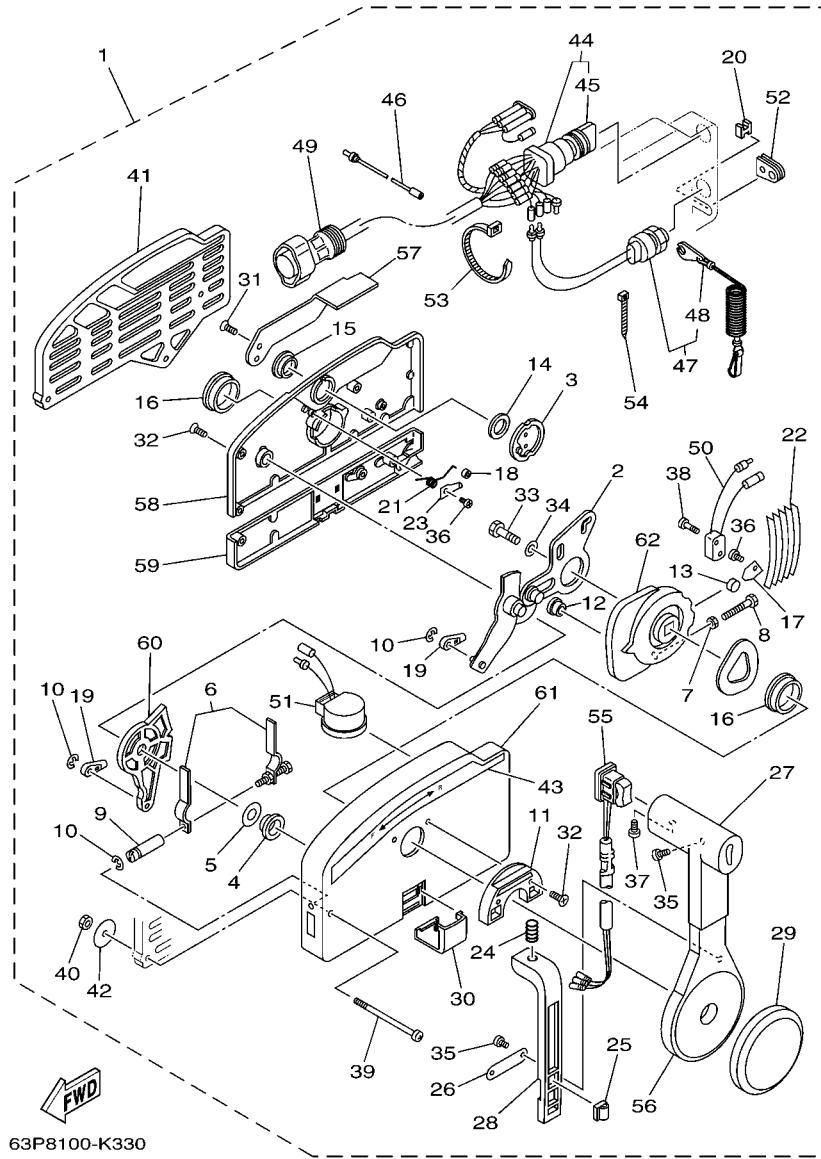
FIG. 32 REMOTE CONTROL BOX

CONTROL REMOTO COMPLETO



63P2100-D320

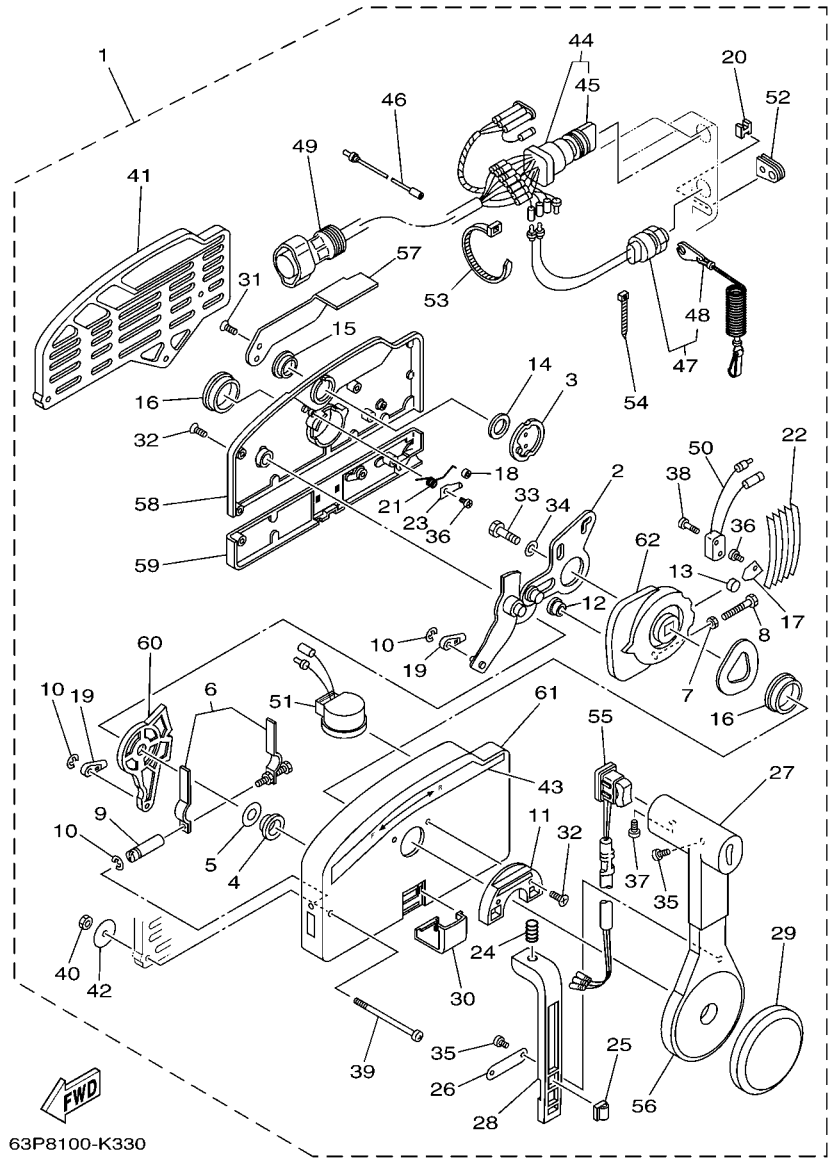
REF. NO.	PART NO. CODIGO Nº	DESCRIPTION DESCRIPCION	6BM3	6BN3		REMARKS OBSERVACIONES
1	703-48207-18	REMOTE CONTROL ASSY (10P) REMOTO CONTROL COMPL. (10P)	1			AP WITH PT/T SW. AP WITH PT/T SW.
2	704-48205-P1	REMOTE CONTROL ASSY (RIGHT) REMOTO CONTROL COMPL (RECTO)	1			AP CAR WITH PT/T SW. AP CAR WITH PT/T SW.
3	704-48207-P1	REMOTE CONTROL ASSY REMOTO CONTROL COMPL.		1		AP WITH PT/T SW. AP WITH PT/T SW.
4	701-48320-50	CABLE, REMOTE CONTROL L=15F CABLE CONTROL REMOTO L=15F	2	2		UR UR
	701-48320-60	CABLE, REMOTE CONTROL L=16F CABLE CONTROL REMOTO L=16F	2	2		UR UR
	701-48320-80	CABLE, REMOTE CONTROL L=17F CABLE CONTROL REMOTO L=17F	2	2		UR UR
	701-48350-00	CABLE, REMOTE CONTROL L=21F CABLE CONTROL REMOTO L=21F	2	2		UR UR
	701-48350-20	CABLE, REMOTE CONTROL L=23F CABLE CONTROL REMOTO L=23F	2	2		UR UR
	701-48350-50	CABLE, REMOTE CONTROL L=26F CABLE CONTROL REMOTO L=26F	2	2		UR UR



63P8100-K330

FIG. 33 REMOTE CONTROL ASSY 1 CONTROL REMOTO COMPL 1

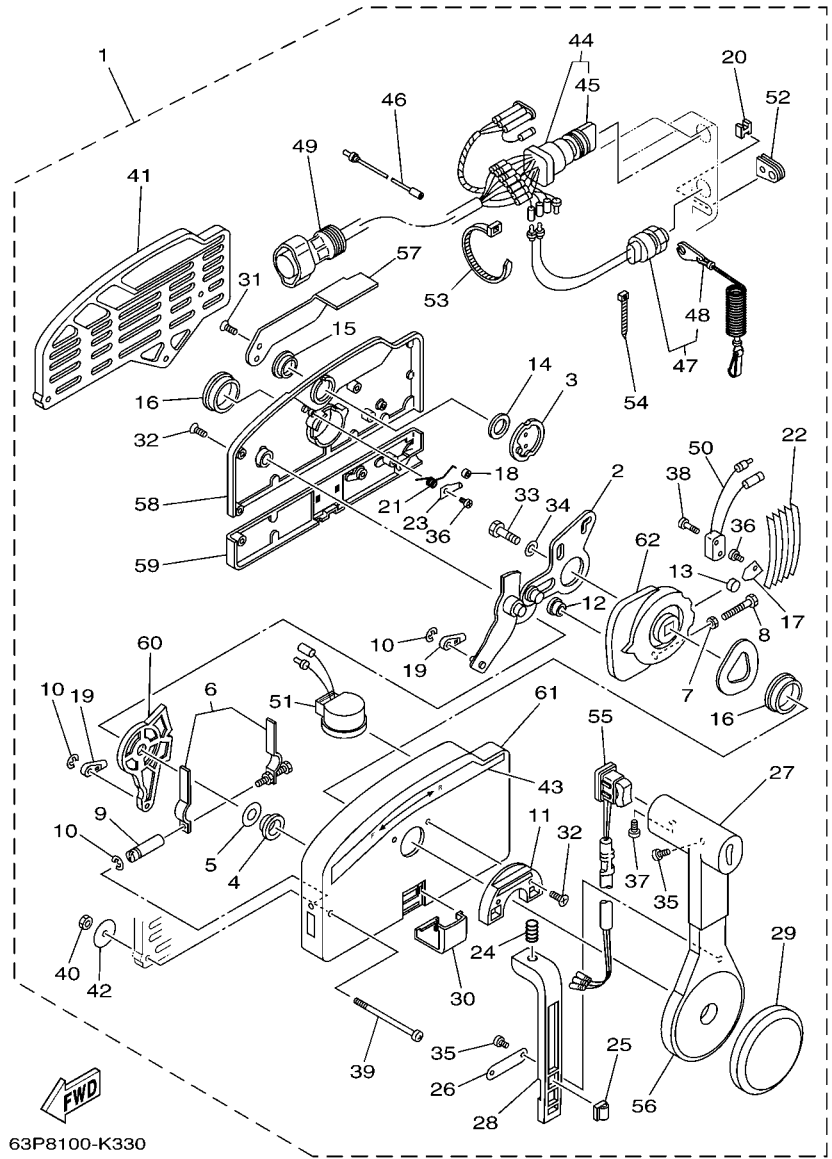
REF. NO.	PART NO. CODIGO Nº	DESCRIPTION DESCRIPCION	6BM3	6BN3	REMARKS OBSERVACIONES
1	703-48207-18	REMOTE CONTROL ASSY (10P) REMOTO CONTROL COMPL. (10P)	1		AP WITH PT/T SW. AP WITH PT/T SW.
2	703-48261-01	.ARM, THROTTLE .BRAZO ACELERADOR	1		
3	703-48153-00	.SHAFT, FREE ACCEL. .EJE	1		
4	703-48235-00	.BUSHING .BUJE	1		
5	703-48268-00	.SPACER .ESPACIADOR 3	1		
6	703-48264-00	.FRICTION, THROTTLE .FRICCION DE ACELERADOR	1		
7	95380-05600	.NUT .TUERCA	1		
8	97380-05025	.BOLT .TORNILLO HEXAGONAL	1		
9	703-48265-00	.SHAFT, FRICTION .EJE FRICCION	1		
10	93430-06024	.CIRCLIP .SEGURO	3		
11	703-48245-00	.PLATE, LOCK .PLACA CERRADURA	1		
12	703-48252-00	.ROLLER, CAM .RODILLO LEVA	1		
13	701-48248-00	.ROLLER, FREE ACCEL. .RODILLO ACELERADOR LIBRE	1		
14	703-48198-00	.WASHER, WAVE .RONDANA ONDULADA 3	1		
15	703-48243-00	.BUSHING .BUJE 3	1		
16	703-48236-00	.BUSHING 1 .BUJE	2		
17	703-48189-00	.RETAINER .RETENEDOR	1		
18	703-48234-00	.ROLLER, DETENT .RODILLO	1		
19	703-48345-01	.CABLE END, REMOTE CONTROL 2 .TERMINAL CABLE DE CONTROL REMO	2		
20	703-48358-00	.ANCHOR, CABLE .ABRAZADERA CABLE	1		
21	703-48244-00	.SPRING, FREE ACCEL. .RESORTE ACELERADOR LIBRE	1		
22	703-48238-00	.SPRING, DETENT .RESORTE	5		
23	703-48246-00	.SPACER .ESPACIADOR	1		
24	703-48227-00	.SPRING, NEUTRAL LOCK .RESORTE DE SEGURO	1		
25	703-82594-00	.CLAMP .GRAMPA	1		WITH PT/T SW. WITH PT/T SW.
26	703-48226-00	.PLATE, STOPPER .PLACA RETEN	1		
27	703-48222-00	.GRIP, CONTROL LEVER .MANGO DE PALANCA CONTROL	1		SINGLE SINGLE



63P8100-K330

FIG. 33 REMOTE CONTROL ASSY 1 CONTROL REMOTO COMPL 1

REF. NO.	PART NO. CODIGO Nº	DESCRIPTION DESCRIPCION	6BM3	6BN3		REMARKS OBSERVACIONES
28	703-48223-00	.LOCK, NEUTRAL .CERRADURA NEUTRO	1			
29	703-48225-00	.COVER .CUBIERTA	1			
30	703-48219-00	.COVER, LEAD .CUBIERTA	1			
31	703-48281-00	.SCREW .TORNILLO 1	2			
32	703-48282-00	.SCREW .TORNILLO 2	7			
33	97380-08030	.BOLT .TORNILLO HEXAGONAL	1			
34	92990-08600	.WASHER, PLATE .ARANDELA PLANA	1			
35	98580-04010	.SCREW, PAN HEAD .TORNILLO DE CABEZA CRUZADA	3			
36	98580-04006	.SCREW, PAN HEAD .TORNILLO DE CABEZA CRUZADA	2			
37	98580-05010	.SCREW, PAN HEAD .TORNILLO DE CABEZA CRUZADA	1			
38	98580-03015	.SCREW, PAN HEAD .TORNILLO DE CABEZA CRUZADA	2			
39	703-48291-10	.SCREW (M6) .TORNILLO (M6)	3			
40	95380-06600	.NUT, HEXAGON .TUERCA	3			
41	703-48293-10	.SPACER, REMOTE CONTROL .ESPACIADOR	1			SINGLE SINGLE
42	701-48287-00	.WASHER .ARANDELA	3			
43	703-48215-00	.GRAPHIC .CALCOMANIA 1	1			
44	703-82510-43	.MAIN SWITCH ASSY .CONJUNTO DE LLAVE IGNICION	1			
45	703-82577-00	.CAP, KEY .TAPA	1			
46	703-82531-00	.WIRE, LEAD (L70) .CABLE CONDUCTOR (L70)	1			
47	688-82575-01	.ENGINE STOP SWITCH ASSY .INTERRUPTOR DE PARADA COMPL	1			
48	682-82556-00	.LANYARD, STOP SWITCH .RETENER	1			
49	688-8258A-20	.EXTENSION, WIRE HARNESS (4.9M) .EXTENSION, ARNES DE CABLES (4.	1			(10P) (10P)
50	703-82540-00	.NEUTRAL SWITCH ASSY .INTERRUPTOR NEUTRAL COMPL	1			
51	703-83383-10	.BUZZER .ZUMBADOR	1			
52	703-48284-10	.GROMMET .TAPON	1			
53	703-82591-00	.BAND .BANDA	3			
54	703-82592-00	.BAND .BANDA	1			

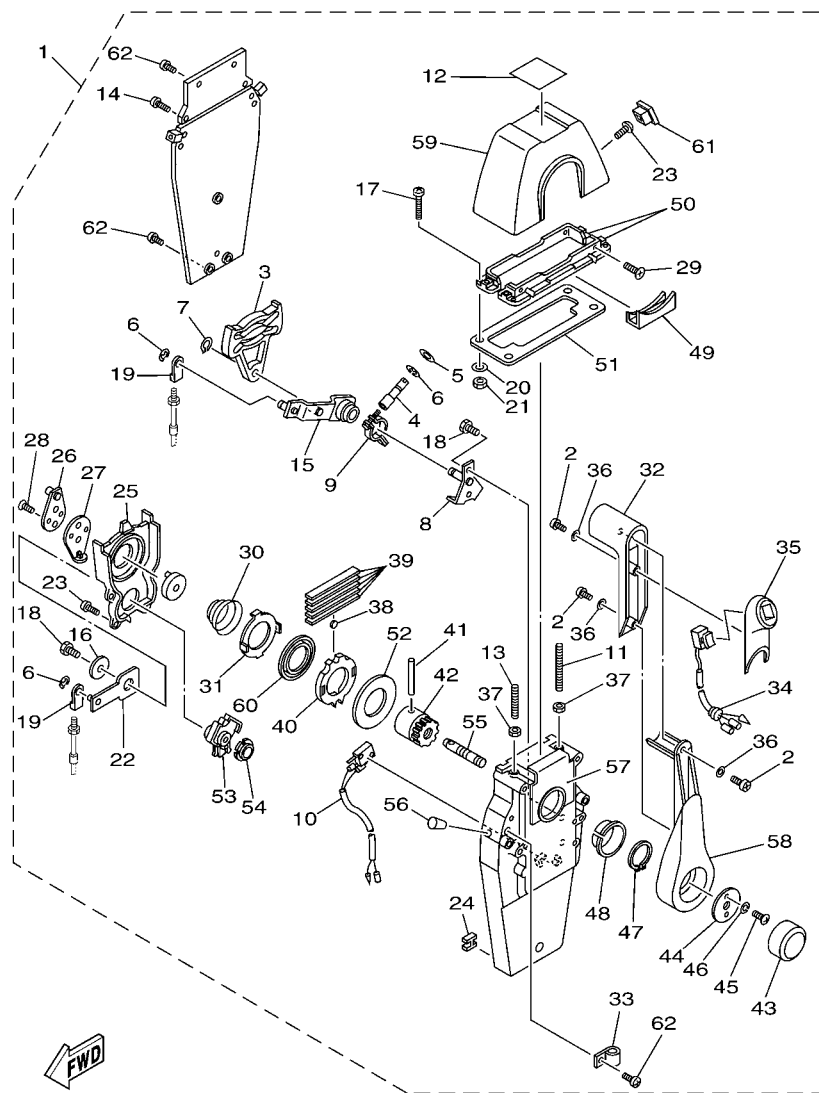


63P8100-K330

FIG. 33 REMOTE CONTROL ASSY 1 CONTROL REMOTO COMPL 1

REF. NO.	PART NO. CODIGO Nº	DESCRIPTION DESCRIPCION	6BM3	6BN3	REMARKS OBSERVACIONES
55	703-82563-12	.TRIM & TILT SWITCH ASSY .INTERRUPTOR DE INCLINACION	1		WITH PT/T SW. WITH PT/T SW.
56	703-48221-00	.LEVER, CONTROL .PALANCA CONTROL	1		
57	703-48152-00	.KNOB, FREE ACCEL. .PERILLA	1		
58	703-48212-00	.BACK PLATE 1 .PLACA TRASERA 1	1		
59	703-48213-00	.BACK PLATE 2 .PLACA TRASERA 2	1		
60	703-48271-00	.ARM, SHIFT .BRAZO CAMBIADOR	1		
61	703-48211-02	.HOUSING,1 .CAJA	1		
62	703-48232-00	.GEAR .ENGRANAJE 1	1		

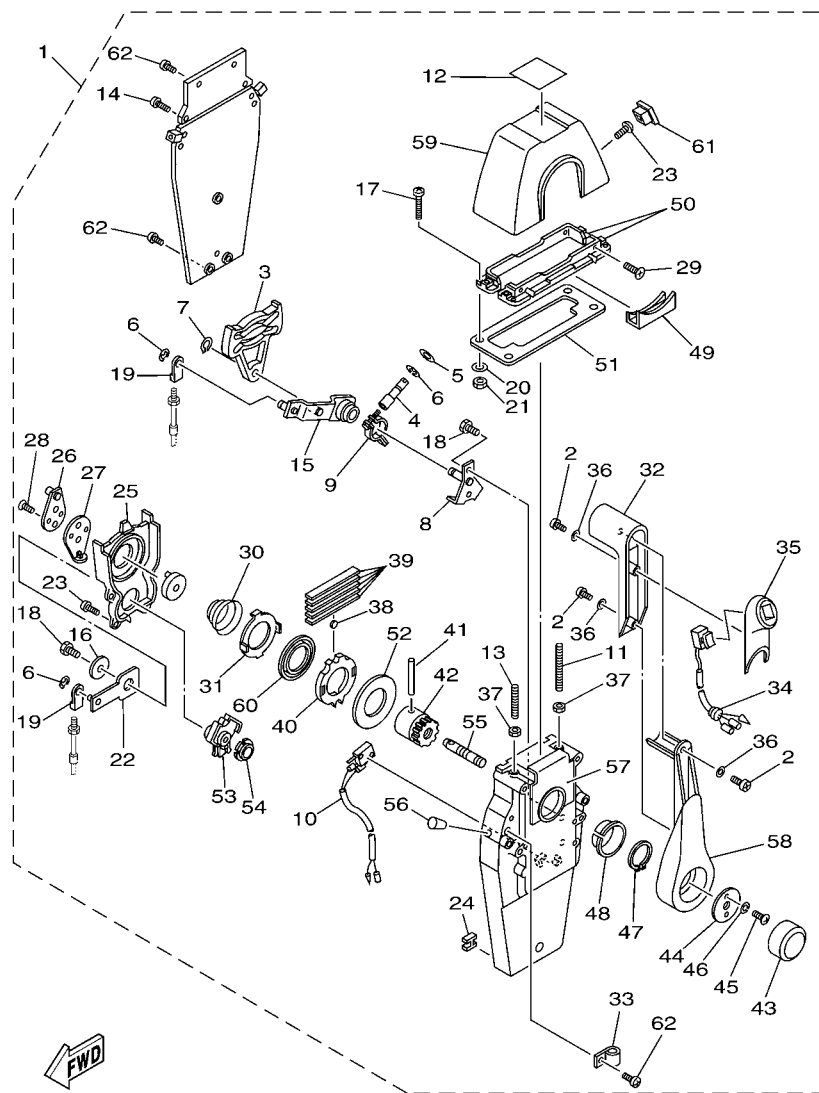
FIG. 34 REMOTE CONTROL ASSY 2 CONTROL REMOTO COMPL 2



6C23100-F340

REF. NO.	PART NO. CODIGO Nº	DESCRIPTION DESCRIPCION	6BM3	6BN3	REMARKS OBSERVACIONES
1	704-48205-P1	REMOTE CONTROL ASSY (RIGHT) REMOTO CONTROL COMPL (RECTO)	1		AP CAR WITH PT/T SW. AP CAR WITH PT/T SW.
2	704-48128-00	.SCREW 2 .TORNILLO 2	3		
3	EL8-48251-00	.PLATE, CAM .PLACA, LEVA	1		
4	704-48265-00	.SHAFT, FRICTION .EJE FRICCION	1		
5	701-48246-00	.SPACER .ESPACIADOR	1		
6	93430-06024	.CIRCLIP .SEGURO	4		
7	EL8-48259-00	.CIRCLIP 1 .SEGURO	1		
8	704-48262-00	.SHAFT, THROTTLE .EJE DE ACELERADOR	1		
9	704-48264-00	.THROTTLE, FRICTION .FRICCION DE ACELERADOR	1		
10	704-82540-20	.NEUTRAL SWITCH ASSY .INTERRUPTOR NEUTRAL COMPL	1		
11	EL8-48281-00	.SCREW .TORNILLO 1	1		
12	704-48215-20	.GRAPHIC .CALCOMANIA 1	1		
13	704-48281-00	.SCREW .TORNILLO 1	1		
14	97890-05025	.SCREW, PAN HEAD .TORNILLO	2		
15	704-48261-00	.ARM, THROTTLE .BRAZO ACELERADOR	1		
16	EL8-48191-00	.WASHER 1 .ARANDELA	1		
17	704-48283-00	.SCREW .TORNILLO 3	4		
18	97380-06018	.BOLT .TORNILLO HEXAGONAL	3		
19	703-48345-01	.CABLE END, REMOTE CONTROL 2 .TERMINAL CABLE DE CONTROL REMO	2		
20	704-48287-00	.WASHER .ARANDELA	4		
21	95380-05600	.NUT .TUERCA	4		
22	704-48271-00	.ARM, SHIFT .BRAZO CAMBIADOR	1		
23	EL8-48127-00	.SCREW 1 .TORNILLO 1	10		
24	703-48358-00	.ANCHOR, CABLE .ABRAZADERA CABLE	1		
25	704-48231-00	.HOUSING, GEAR .CAJA, ENGRANAJE	1		
26	EL8-48241-00	.ARM, DRIVE .BRAZO, MANDO	1		
27	EL8-48254-00	.STOPPER, THROTTLE ADJUSTING .TAPON	1		

FIG. 34 REMOTE CONTROL ASSY 2 CONTROL REMOTO COMPL 2

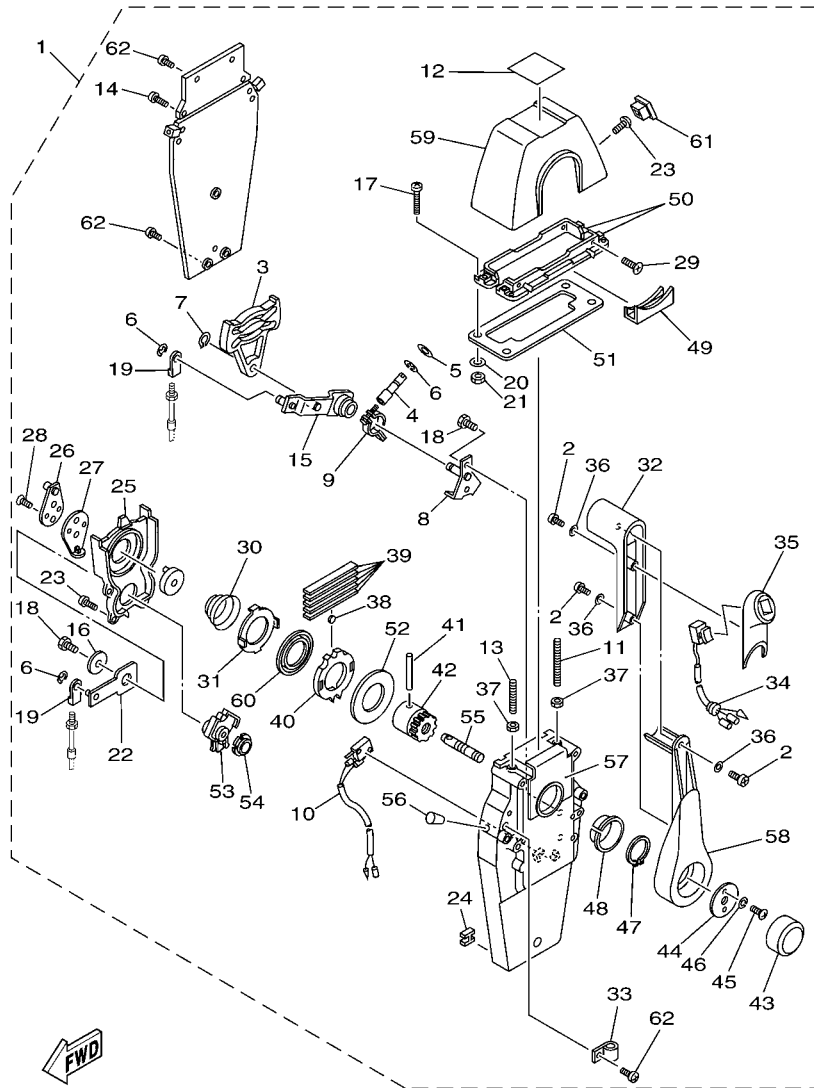


6C23100-F340

REF. NO.	PART NO. CODIGO Nº	DESCRIPTION DESCRIPCION	6BM3	6BN3		REMARKS OBSERVACIONES
28	92780-06020	.SCREW, FLAT HEAD .TORNILLO CABEZA PLANA	2			
29	98780-05018	.SCREW, FLAT HEAD .TORNILLO CABEZA PLANA	4			
30	EL8-48244-00	.SPRING, FREE ACCEL. .RESORTE ACELERADOR LIBRE	1			
31	EL8-48245-00	.PLATE, LOCK .PLACA CERRADURA	1			
32	704-48222-P0	.GRIP, CONTROL LEVER .MANGO DE PALANCA CONTROL	1			
33	704-82594-00	.CLAMP .GRAMPA	1			
34	704-82563-41	.TRIM & TILT SWITCH ASSY .INTERRUPTOR DE INCLINACION	1			
35	704-48229-P1	.GRIP, CONTROL LEVER .MANGO DE PALANCA CONTROL 2	1			
36	92990-05300	.WASHER, INTERNAL TOOTH .ARANDELA PLANA	3			
37	95380-06600	.NUT, HEXAGON .TUERCA	2			
38	701-48248-00	.ROLLER, FREE ACCEL. .RODILLO ACELERADOR LIBRE	1			
39	704-48238-00	.SPRING, DETENT .RESORTE	5			
40	704-48232-P1	.GEAR .ENGRANAJE 1	1			
41	EL8-48164-00	.PIN 2 .PASADOR 2	1			
42	704-48242-10	.SHAFT, DRIVE .EJE, PROPULSION	1			
43	6X3-48225-20	.COVER .CUBIERTA	1			
44	704-48192-00	.WASHER 2 .RONDANA 2	1			
45	97890-06018	.SCREW, PAN HEAD .TORNILLO	2			
46	92990-06300	.WASHER, INTERNAL TOOTH .ARANDELA PLANA	2			
47	EL8-48279-00	.CIRCLIP 2 .SEGURO2	1			
48	704-48234-00	.BUSHING 1 .BUJE	1			
49	704-48219-P0	.COVER, LEAD .CUBIERTA	1			
50	704-48144-10	.PLATE, STOPPER 2 .PLACA, RETEN 2	2			
51	704-48176-00	.GROMMET .TOPON	1			
52	704-48192-P0	.WASHER 2 .RONDANA 2	1			
53	704-48233-00	.GEAR 2 .ENGRANAJE 2	1			
54	704-48235-00	.BUSHING .BUJE	1			

FIG. 34 REMOTE CONTROL ASSY 2

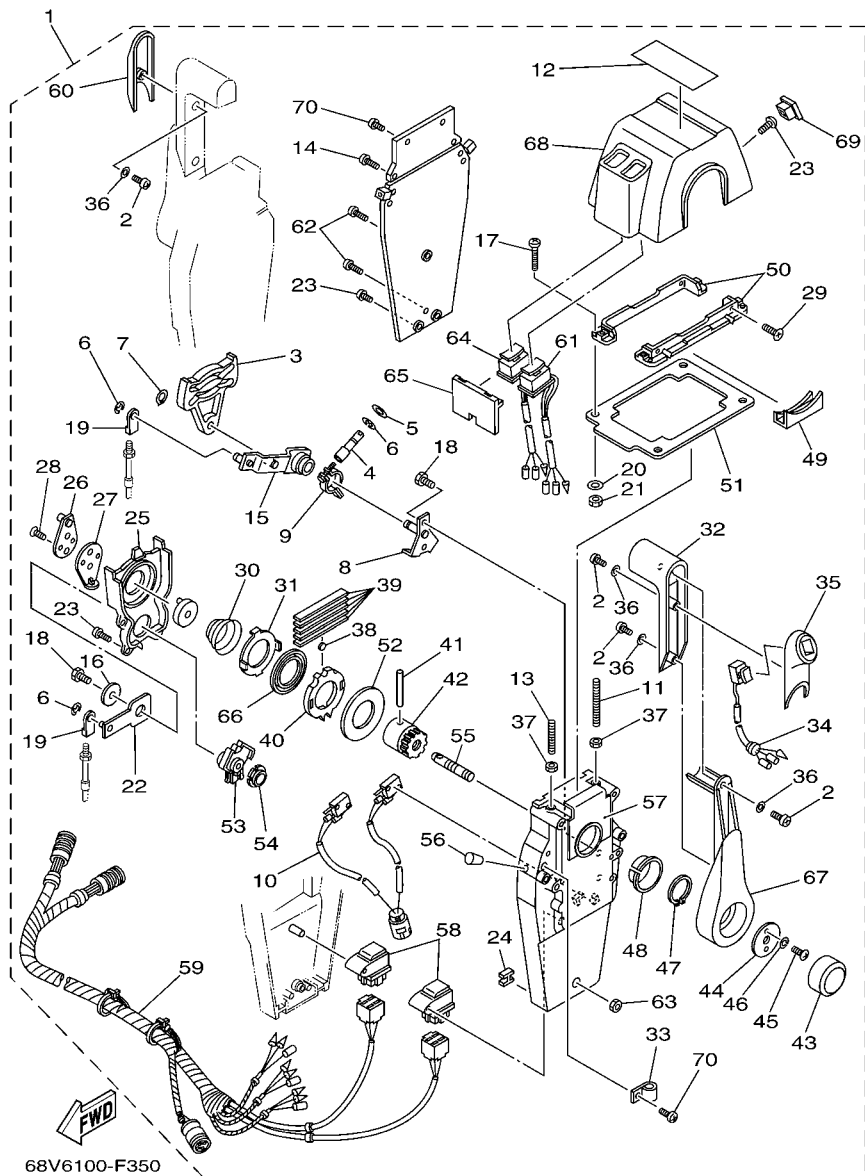
CONTROL REMOTO COMPL 2



6C23100-F340

REF. NO.	PART NO. CODIGO Nº	DESCRIPTION DESCRIPCION	6BM3	6BN3			REMARKS OBSERVACIONES
55	704-48153-00	.SHAFT, FREE ACCEL. .EJE	1				
56	704-48166-00	.PLUG .TAPON	1				
57	704-48284-P0	.GROMMET .TAPON	1				
58	704-48221-P0	.LEVER, CONTROL .PALANCA CONTROL	1				
59	704-48119-31	.COVER .CUBIERTA	1				
60	704-48178-10	.PLATE, SHIFT .PLACA	1				
61	704-48167-01	.PLUG .TAPON AGUJERO	1				
62	97890-05016	.SCREW, PAN HEAD .TORNILLO	3				

FIG. 35 REMOTE CONTROL ASSY 3 CONTROL REMOTO COMPL 3



REF. NO.	PART NO. CODIGO Nº	DESCRIPTION DESCRIPCION	6BM3	6BN3	REMARKS OBSERVACIONES
1	704-48207-P1	REMOTE CONTROL ASSY REMOTO CONTROL COMPL.		1	AP WITH PT/T SW. AP WITH PT/T SW.
2	704-48128-00	.SCREW 2 .TORNILLO 2		6	
3	EL8-48251-00	.PLATE, CAM .PLACA, LEVA		2	
4	704-48265-00	.SHAFT, FRICTION .EJE FRICCION		2	
5	701-48246-00	.SPACER .ESPACIADOR		2	
6	93430-06024	.CIRCLIP .SEGURO		8	
7	EL8-48259-00	.CIRCLIP 1 .SEGURO		2	
8	704-48262-00	.SHAFT, THROTTLE .EJE DE ACELERADOR		2	
9	704-48264-00	.THROTTLE, FRICTION .FRICCION DE ACELERADOR		2	
10	704-82540-30	.NEUTRAL SWITCH ASSY .INTERRUPTOR NEUTRAL COMPL		1	
11	EL8-48281-00	.SCREW .TORNILLO 1		2	
12	704-48215-30	.GRAPHIC .CALCOMANIA 1		1	
13	704-48281-00	.SCREW .TORNILLO 1		2	
14	97890-05025	.SCREW, PAN HEAD .TORNILLO		4	
15	704-48261-00	.ARM, THROTTLE .BRAZO ACELERADOR		2	
16	EL8-48191-00	.WASHER 1 .ARANDELA		2	
17	704-48283-00	.SCREW .TORNILLO 3		4	
18	97380-06018	.BOLT .TORNILLO HEXAGONAL		6	
19	703-48345-01	.CABLE END, REMOTE CONTROL 2 .TERMINAL CABLE DE CONTROL REMO		4	
20	704-48287-00	.WASHER .ARANDELA		4	
21	95380-05600	.NUT .TUERCA		4	
22	704-48271-00	.ARM, SHIFT .BRAZO CAMBIADOR		2	
23	EL8-48127-00	.SCREW 1 .TORNILLO 1		18	
24	703-48358-00	.ANCHOR, CABLE .ABRAZADERA CABLE		2	
25	704-48231-00	.HOUSING, GEAR .CAJA, ENGRANAJE		2	
26	EL8-48241-00	.ARM, DRIVE .BRAZO, MANDO		2	
27	EL8-48254-00	.STOPPER, THROTTLE ADJUSTING .TAPON		2	



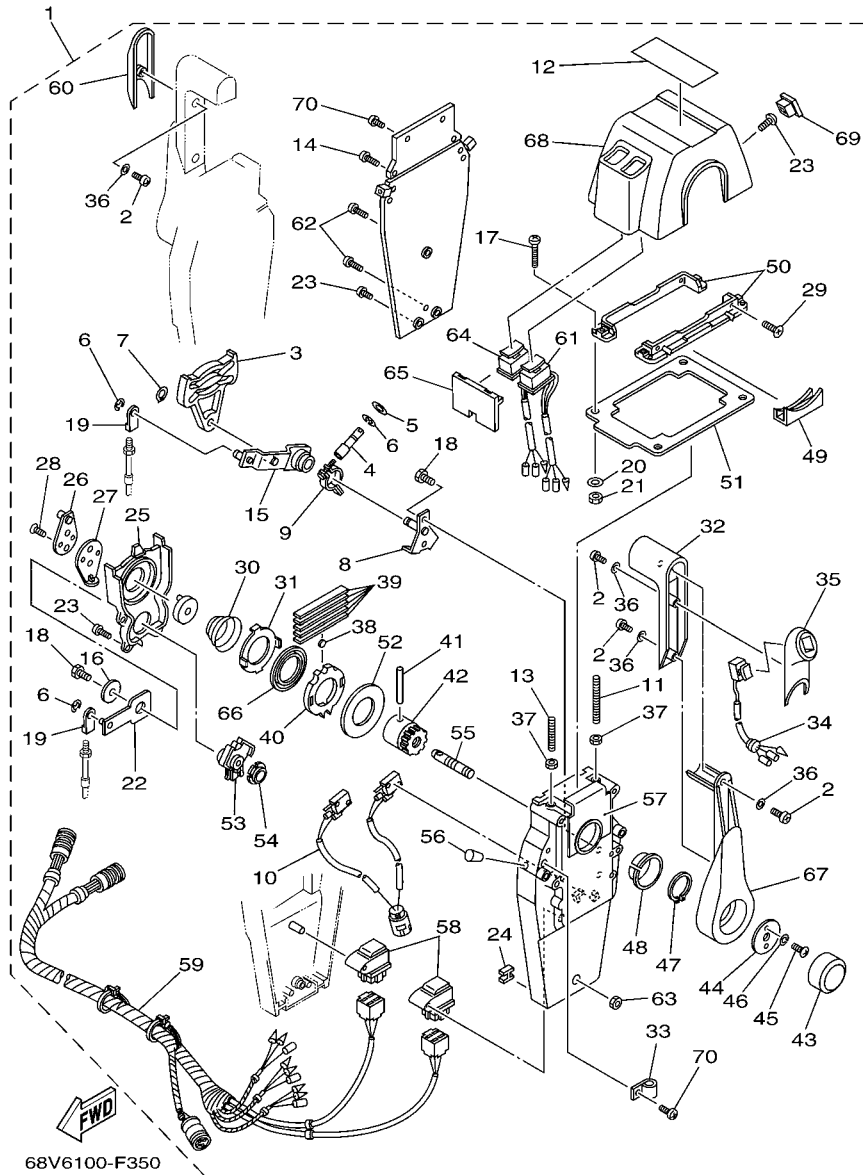


FIG. 35 REMOTE CONTROL ASSY 3 CONTROL REMOTO COMPL 3

REF. NO.	PART NO. CODIGO Nº	DESCRIPTION DESCRIPCION	6BM3	6BN3	REMARKS OBSERVACIONES
28	92780-06020	.SCREW, FLAT HEAD .TORNILLO CABEZA PLANA		4	
29	98780-05018	.SCREW, FLAT HEAD .TORNILLO CABEZA PLANA		4	
30	EL8-48244-00	.SPRING, FREE ACCEL. .RESORTE ACELERADOR LIBRE		2	
31	EL8-48245-00	.PLATE, LOCK .PLACA CERRADURA		2	
32	704-48222-P0	.GRIP, CONTROL LEVER .MANGO DE PALANCA CONTROL		2	
33	704-82594-00	.CLAMP .GRAMPA		1	
34	704-82563-51	.TRIM & TILT SWITCH ASSY .INTERRUPTOR DE INCLINACION		1	
35	704-48229-P1	.GRIP, CONTROL LEVER .MANGO DE PALANCA CONTROL 2		1	
36	92990-05300	.WASHER, INTERNAL TOOTH .ARANDELA PLANA		6	
37	95380-06600	.NUT, HEXAGON .TUERCA		4	
38	701-48248-00	.ROLLER, FREE ACCEL. .RODILLO ACELERADOR LIBRE		2	
39	704-48238-00	.SPRING, DETENT .RESORTE		10	
40	704-48232-P1	.GEAR .ENGRANAJE 1		2	
41	EL8-48164-00	.PIN 2 .PASADOR 2		2	
42	704-48242-10	.SHAFT, DRIVE .EJE, PROPULSION		2	
43	6X3-48225-20	.COVER .CUBIERTA		2	
44	704-48192-00	.WASHER 2 .RONDANA 2		2	
45	97890-06018	.SCREW, PAN HEAD .TORNILLO		4	
46	92990-06300	.WASHER, INTERNAL TOOTH .ARANDELA PLANA		4	
47	EL8-48279-00	.CIRCLIP 2 .SEGURO2		2	
48	704-48234-00	.BUSHING 1 .BUJE		2	
49	704-48219-P0	.COVER, LEAD .CUBIERTA		2	
50	704-48144-20	.PLATE, STOPPER 2 .PLACA, RETEN 2		2	
51	704-48176-10	.GROMMET .TOPON		1	
52	704-48192-P0	.WASHER 2 .RONDANA 2		2	
53	704-48233-00	.GEAR 2 .ENGRANAJE 2		2	
54	704-48235-00	.BUSHING .BUJE		2	

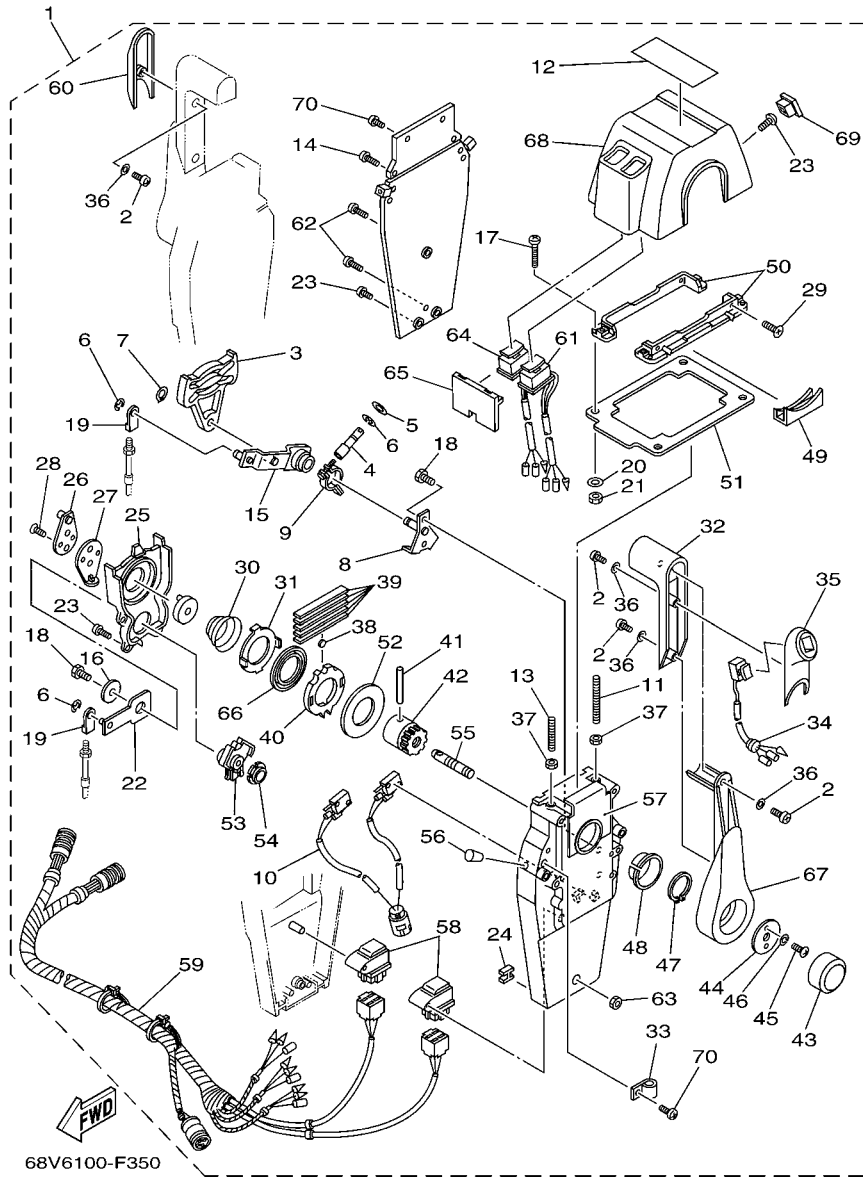
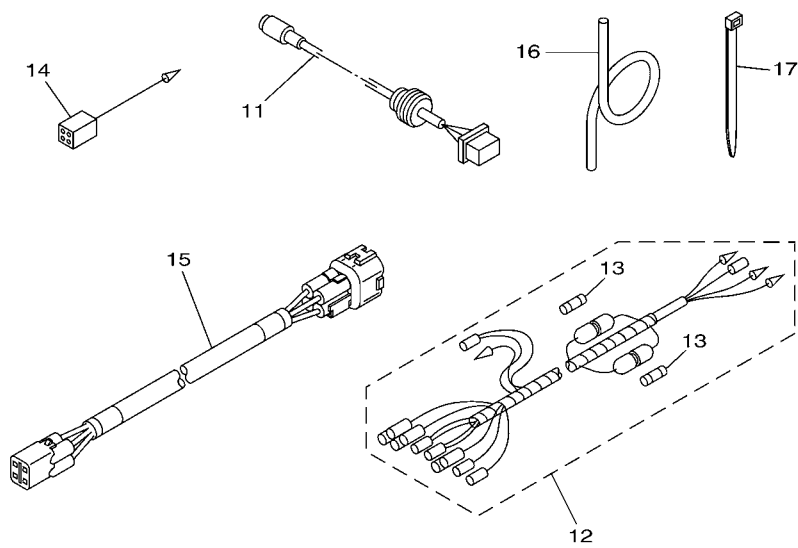
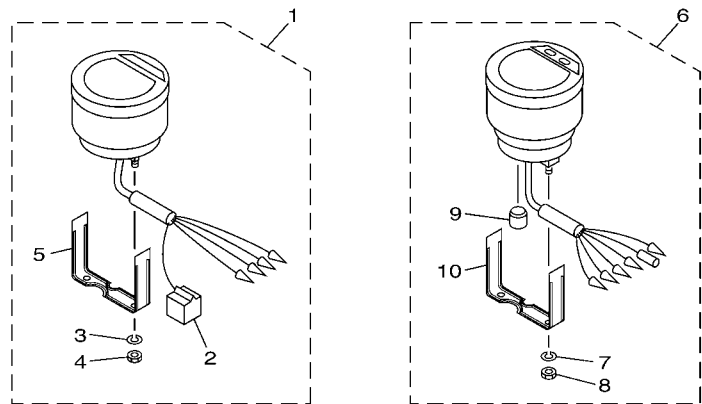


FIG. 35 REMOTE CONTROL ASSY 3 CONTROL REMOTO COMPL 3

REF. NO.	PART NO. CODIGO Nº	DESCRIPTION DESCRIPCION	6BM3	6BN3	REMARKS OBSERVACIONES
55	704-48153-00	.SHAFT, FREE ACCEL. .EJE		2	
56	704-48166-00	.PLUG .TAPON		2	
57	704-48284-P0	.GROMMET .TAPON		2	
58	704-81950-10	.RELAY ASSY .RELE COMPLETO		2	
59	704-82590-10	.WIRE HARNESS ASSY .CONJUNTO DE CABLES		1	
60	704-48229-R0	.GRIP, CONTROL LEVER .MANGO DE PALANCA CONTROL 2		1	
61	704-82563-H1	.TRIM & TILT SWITCH ASSY .INTERRUPTOR DE INCLINACION		1	
62	704-48128-00	.SCREW 2 .TORNILLO 2		3	
63	704-48156-00	.NUT 1 .TUERCA 1		1	
64	704-82563-J1	.TRIM & TILT SWITCH ASSY .INTERRUPTOR DE INCLINACION		1	
65	704-48285-10	.GROMMET 2 .TAPON 2		1	
66	704-48178-00	.PLATE, SHIFT .PLACA		2	
67	704-48221-P0	.LEVER, CONTROL .PALANCA CONTROL		2	
68	704-48119-41	.COVER .CUBIERTA		1	
69	704-48167-11	.PLUG .TAPON AGUJERO		1	
70	97890-05016	.SCREW, PAN HEAD .TORNILLO		5	



6C14100-G370

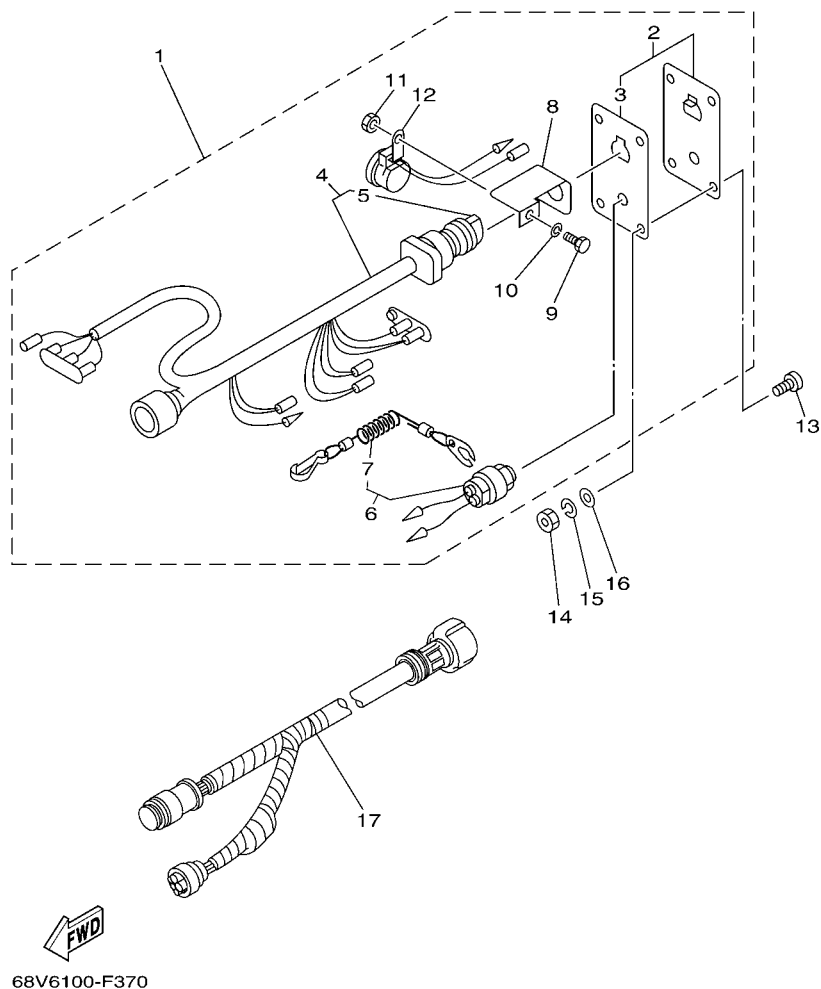
FIG. 36 METER

MEDIDOR

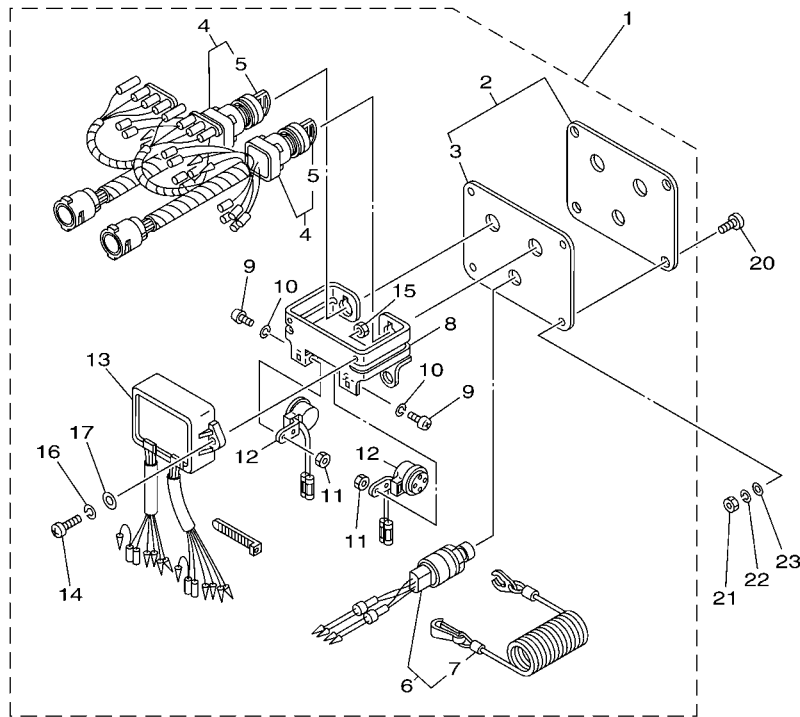
REF. NO.	PART NO. CODIGO Nº	DESCRIPTION DESCRIPCION	6BM3	6BN3		REMARKS OBSERVACIONES
1	6Y5-8350T-90	DIGITAL TACHOMETER ASSY TACOMETRO DIGGITAL COMPLETO	1	1		AP EXCEPT NME,CHN AP EXCEPT NME,CHN
2	9E450-04533	.CONNECTOR .CONECTOR	1	1		F-4-W F-4-W
3	92990-04100	.WASHER, SPRING .ARANDELA PLANA	2	2		
4	95380-04600	.NUT .TUERCA	2	2		
5	6Y5-8355X-T1	.BRACKET, METER 1 .SOSTEN	1	1		
6	6Y5-83570-S5	SPEEDOMETER ASSY VELOCIMETRO COMPLETO	1			AP EXCEPT NME,CHN AP EXCEPT NME,CHN
7	92990-04100	.WASHER, SPRING .ARANDELA PLANA	2			
8	95380-04600	.NUT .TUERCA	2			
9	6Y5-83533-T2	.GROMMET .ANILLO PROTECTOR	1			
10	6Y5-8355X-T1	.BRACKET, METER 1 .SOSTEN	1			
11	6Y5-87122-S0	CORD ASSY 1 CABLE COMPLETA 1	1			AP EXCEPT NME,CHN AP EXCEPT NME,CHN
12	6Y5-83553-M0 6Y5-83553-00	WIRE, LEAD (L=2.5M) CABLE CONDUCTOR (L=2.5M) WIRE, LEAD (L=2.5M) CABLE CONDUCTOR (L=2.5M)	1	1		AP EXCEPT NME,CHN AP EXCEPT NME,CHN AP AP
13	1E6-82151-00 1E6-82151-00	.FUSE (10A) .FUSIBLE (10A) .FUSE (10A) .FUSIBLE (10A)	2	1		FOR 6Y5-83553-M0 FOR 6Y5-83553-M0 FOR 6Y5-83553-00 FOR 6Y5-83553-00
14	6Y5-82117-00	WIRE, LEAD (BLACK) (L300) CABLE, CONDUCTOR (NEGRO)	1			AP EXCEPT NME,CHN AP EXCEPT NME,CHN
15	6Y5-83653-30 6Y5-83653-40	WIRE, LEAD (L=8.0M) CABLE CONDUCTOR (L=8.0M) WIRE, LEAD (L=9.0M) CABLE CONDUCTOR (L=9.0M)	1	1		AP EXCEPT NME,CHN AP EXCEPT NME,CHN AP 4P,9M AP 4P,9M
16	6Y5-83557-10	TUBE (8M) TUBO (8M)	1			AP EXCEPT NME,CHN AP EXCEPT NME,CHN
17	90465-11M10	CLAMP BRIDA	2			AP EXCEPT NME,CHN AP EXCEPT NME,CHN

FIG. 37 SWITCH & PANEL 1

PANEL DE INTERRUPTOR 1



REF. NO.	PART NO. CODIGO Nº	DESCRIPTION DESCRIPCION	6BM3	6BN3		REMARKS OBSERVACIONES
1	6R5-82570-05	PANEL SWITCH ASSY INTERRUPTOR DE PANEL COMPL.	1			AP FOR CAR AP FOR CAR
2	704-82571-02	.PANEL, SWITCH .PANEL DE INTERRUPTOR	1			
3	6R5-82588-01	..PLATE ..PLACA	1			
4	6R5-82510-02	.MAIN SWITCH ASSY .CONJUNTO DE LLAVE IGNICION	1			
5	676-82577-00	..CAP, KEY ..TAPA	1			
6	688-82575-01	.ENGINE STOP SWITCH ASSY .INTERRUPTOR DE PARADA COMPL.	1			
7	682-82556-00	..LANYARD, STOP SWITCH ..RETENER	1			
8	64D-82581-00	.STAY, CORD CLAMP .SOPORTE DE GRAMPA DE CABLE	1			
9	97303-05012	.BOLT .TORNILLO	1			
10	92903-05100	.WASHER, SPRING .RONDANA SENCILLA	1			
11	95303-05700	.NUT .TUERCA	1			
12	6R5-83383-00	.BUZZER .ZUMBADOR	1			
13	90149-05M05	SCREW TORNILLO DE REGLAJE	4			AP FOR CAR AP FOR CAR
14	95303-05600	NUT TUERCA	4			AP FOR CAR AP FOR CAR
15	92903-05100	WASHER, SPRING RONDANA SENCILLA	4			AP FOR CAR AP FOR CAR
16	92903-05600	WASHER, PLATE RONDANA SENCILLA	4			AP FOR CAR AP FOR CAR
17	6K1-8258A-40	EXTENSION, WIRE HARNESS (8M) EXTENSION, ARNES DE CABLES (8M)	1			AP FOR CAR (10P) AP FOR CAR (10P)



  
6S13200-G440

FIG. 38 SWITCH & PANEL 2

PANEL DE INTERRUPTOR 2

REF. NO.	PART NO. CODIGO Nº	DESCRIPTION DESCRIPCION	6BM3	6BN3	REMARKS OBSERVACIONES
1	61B-82570-03	PANEL SWITCH ASSY INTERRUPTOR DE PANEL COMPL.		1	AP AP
2	6K1-82571-02	.PLATE, PANEL SWITCH .PANEL DE INTERRUPTOR		1	
3	61B-82588-01	..PLATE ..PLACA		1	
4	61B-82510-01	.MAIN SWITCH ASSY .CONJUNTO DE LLAVE IGNICION		2	
5	676-82577-00	..CAP, KEY ..TAPA		1	
6	6K1-82575-00	.ENGINE STOP SWITCH ASSY .INTERRUPTOR DE PARADA COMPL		1	
7	682-82556-00	..LANYARD, STOP SWITCH ..RETENER		1	
8	6K1-83614-01	.BRACKET .SOPORTE		1	
9	98980-05010	.SCREW, BIND .TORNILLO DE LIGAR		2	
10	92990-05100	.WASHER, SPRING .ARANDELA PLANA		2	
11	95380-05600	.NUT .TUERCA		2	
12	6R5-83383-00	.BUZZER .ZUMBADOR		2	
13	61B-85830-00	.CONTROL UNIT ASSY .UNIDAD CONTROL		1	
14	98980-06020	.SCREW, BIND .TORNILLO DE LIGAR		2	
15	95380-06600	.NUT, HEXAGON .TUERCA		2	
16	92990-06100	.WASHER, SPRING .ARANDELA PLANA		2	
17	92990-06600	.WASHER, PLATE .ARANDELA PLANA		2	
18	6K1-8258A-40	EXTENSION, WIRE HARNESS (8M) EXTENSION, ARNES DE CABLES (8M)		1	AP (10P) AP (10P)
19	61B-8258A-01	EXTENSION, WIRE HARNESS (9.5M) EXTENSION, ARNES DE CABLES(9.5		1	AP (10P) AP (10P)
20	90149-05M05	SCREW TORNILLO DE REGLAJE		4	AP AP
21	95380-05600	NUT TUERCA		4	AP AP
22	92990-05100	WASHER, SPRING ARANDELA PLANA		4	AP AP
23	92990-05600	WASHER, PLATE ARANDELA PLANA		4	AP AP

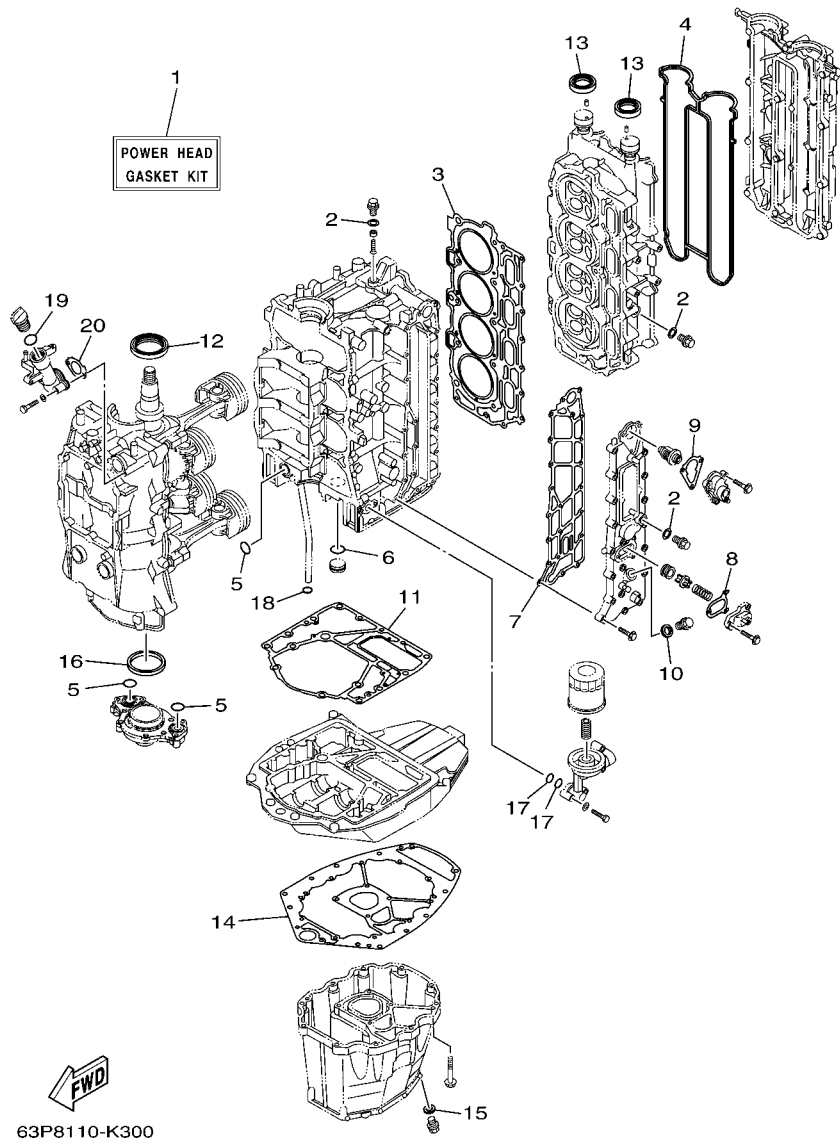


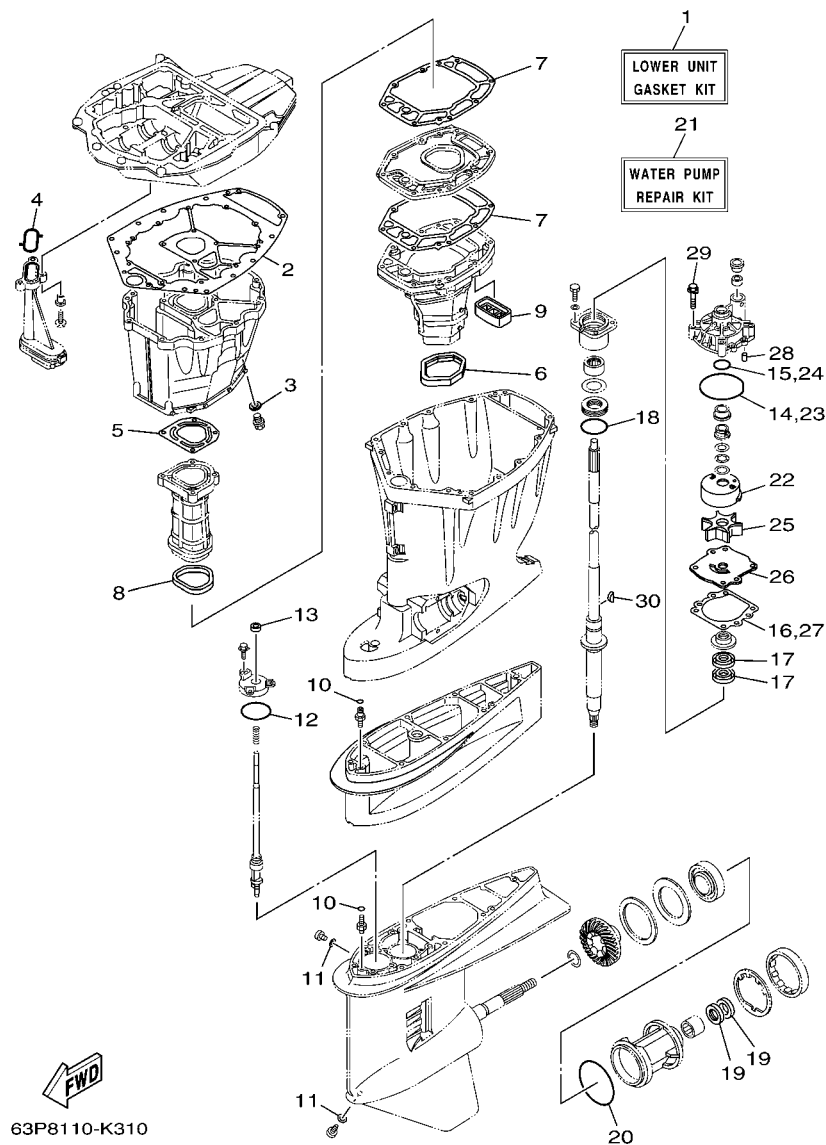
FIG. 39 REPAIR KIT 1

ESTUCHE REPARATION 1

REF. NO.	PART NO. CODIGO Nº	DESCRIPTION DESCRIPCION	6BM3	6BN3	REMARKS OBSERVACIONES
1	63P-W0001-01	POWER HEAD GASKET KIT JUEGO DE EMPAQUE DE MOTOR	1	1	
2	90430-14115	.GASKET .JUNTA	4	4	
3	63P-11181-00	.GASKET, CYLINDER HEAD 1 .JUNTA, DE CULATA 1	1	1	
4	63P-11193-00	.GASKET, HEAD COVER 1 .EMPAQUE	1	1	
5	93210-25552	.O-RING .ANILLO O	3	3	
6	93210-25647	.O-RING .ANILLO O	1	1	
7	63P-41114-A1	.GASKET, EXHAUST OUTER COVER .EMPAQUE	1	1	
8	67F-12435-A0	.GASKET .EMPAQUE	1	1	
9	63P-12414-00	.GASKET, COVER .EMPAQUE	1	1	
10	90430-18130	.GASKET .JUNTA	1	1	
11	63P-11351-00	.GASKET, CYLINDER .JUNTA, DE CILINDRO	1	1	
12	93102-60004	.OIL SEAL .SELLO ACEITE	1	1	
13	93102-38008	.OIL SEAL .SELLO ACEITE	2	2	
14	63P-15312-00	.GASKET, OIL PAN .EMPAQ BANDEJA DE ACEITE	1	1	
15	90430-14M09	.GASKET .JUNTA	1	1	
16	69J-11355-00	.SEAL, CYLINDER 1 .RETEN ACEITE CILINDRO 1	1	1	
17	93210-19MJ1	.O-RING .ANILLO O	2	2	
18	93210-19MJ3	.O-RING .ANILLO O	1	1	
19	93210-24M79	.O-RING .ANILLO O	1	1	
20	63P-15364-A0	.GASKET, OIL PLUG .EMPAQUE TAPON DE ACEITE	1	1	

FIG. 40 REPAIR KIT 2

ESTUCHE REPARATION 2

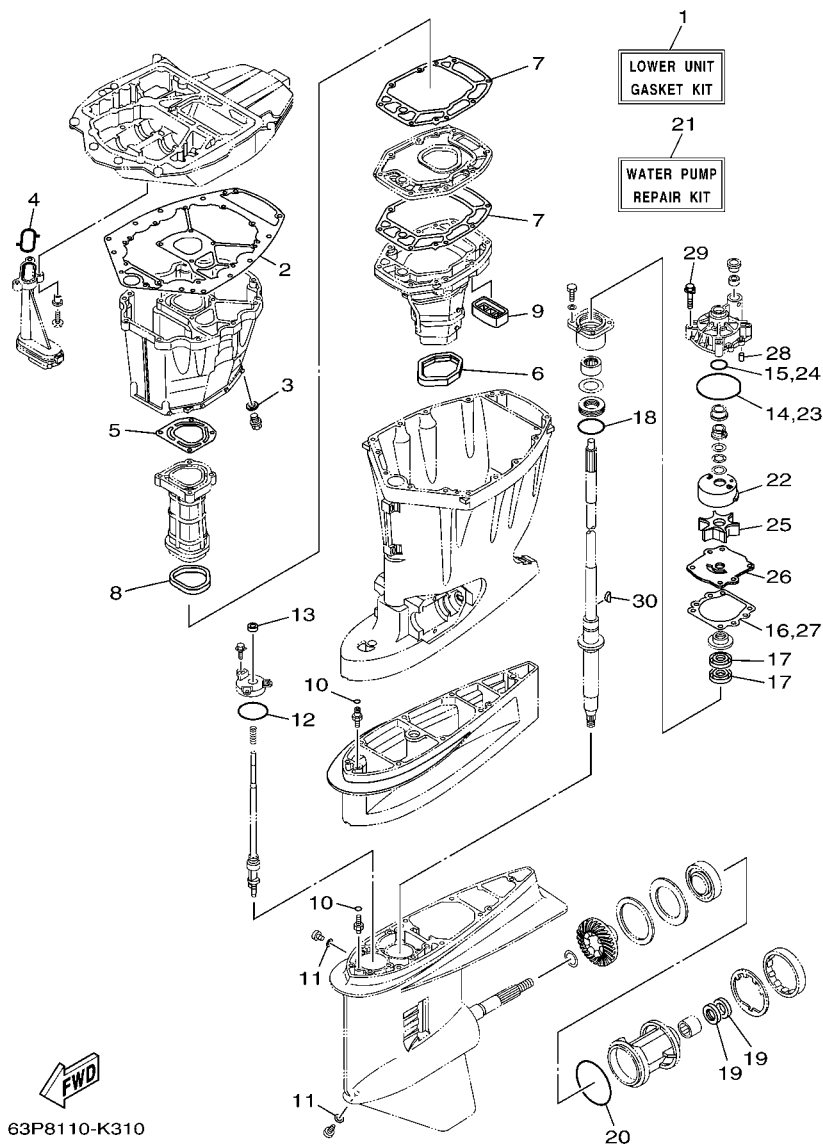


63P8110-K310

REF. NO.	PART NO. CODIGO Nº	DESCRIPTION DESCRIPCION	6BM3	6BN3	REMARKS OBSERVACIONES
1	63P-W0001-20	LOWER UNIT GASKET KIT JUEGO DE EMPAQUE UNIDAD INFER.	1	1	
2	63P-15312-00	.GASKET, OIL PAN .EMPAQ BANDEJA DE ACEITE	1	1	
3	90430-14M09	.GASKET .JUNTA	1	1	
4	63P-13415-00	.SEAL, OIL STRAINER .SELLO COLADOR ACEITE	1	1	
5	63P-41133-A0	.GASKET, EXHAUST MANIFOLD 1 .EMPAQUE ESCAPE MULTIPLE	1	1	
6	69J-45123-00	.GASKET, MUFFLER .EMPAQUE SILENCIADOR	1	1	
7	63P-41134-A0	.GASKET, EXHAUST MANIFOLD .EMPAQUE	2	2	
8	63P-41138-00	.SEAL, EXT. 1 .SELLO, ESCAPE 1	1	1	
9	69J-45127-00	.SEAL .SELLO DE GOMA	1	1	
10	93210-07003	.O-RING .ANILLO O	2	2	
11	90430-08020	.GASKET .JUNTA	2	2	
12	93210-58144	.O-RING .ANILLO O	1	1	
13	93106-09014	.OIL SEAL .SELLO ACEITE	1	1	
14	93210-86M38	.O-RING .ANILLO O	1	1	
15	93210-37160	.O-RING .ANILLO O	1	1	
16	6E5-44315-A0	.GASKET, WATER PUMP .EMPAQUE	1	1	
17	93101-28M16	.OIL SEAL .SELLO ACEITE	2	2	
18	93210-55M14	.O-RING .ANILLO O	1	1	
19	93101-30M17	.OIL SEAL .SELLO ACEITE	2	2	
20	93210-97M55	.O-RING .ANILLO O	1	1	
21	6S1-W0078-00	WATER PUMP REPAIR KIT ESTUCHE REPARACION BOMBA AGUA	1	1	
22	6R3-44322-42	.INSERT, CARTRIDGE .CARTUCHO	1	1	
23	93210-86M38	.O-RING .ANILLO O	1	1	
24	93210-37160	.O-RING .ANILLO O	1	1	
25	6E5-44352-01	.IMPELLER .IMPULSOR	1	1	
26	6G5-44323-40	.OUTER PLATE, CARTRIDGE .PLACA EXTERIOR DEL CARTUCHO	1	1	
27	6E5-44315-A0	.GASKET, WATER PUMP .EMPAQUE	1	1	

FIG. 40 REPAIR KIT 2

ESTUCHE REPARATION 2



63P8110-K310

REF. NO.	PART NO. CODIGO Nº	DESCRIPTION DESCRIPCION	6BM3	6BN3		REMARKS OBSERVACIONES
28	93606-12019	.PIN, DOWEL .PASADOR DE CLAVIJA	2	2		
29	90119-08M14	.BOLT, WITH WASHER .TORNILLO CON ARANDELA	4	4		
30	90280-04M05	.KEY, WOODRUFF .CUNA WOODRUFF	1	1		
-----						
-----						
-----						
-----						
-----						
-----						
-----						
-----						
-----						
-----						



NUMERICAL INDEX  
INDICE NUMERICO

PART NO. CODIGO N°	REF. NO.	PART NO. CODIGO N°	REF. NO.	PART NO. CODIGO N°	REF. NO.	PART NO. CODIGO N°	REF. NO.	PART NO. CODIGO N°	REF. NO.	PART NO. CODIGO N°	REF. NO.
63P-11110-01	4 - 2	63P-11656-11	3 - 9	63P-12414-00	5 - 21	63P-13905-00	9 - 30	63P-15362-10	26 - 21	63P-24410-00	12 - 21
63P-11119-00	2 - 22	63P-11656-21	3 - 9		39 - 9	63P-13906-00	10 - 9	6G8-15363-00	5 - 33	68V-24411-00	12 - 26
68F-11119-00	2 - 23	69J-12111-00	6 - 1	6G5-12416-00	5 - 6	63P-13907-02	10 - 18	63P-15364-A0	5 - 36	68V-24412-00	12 - 22
69J-11133-10	4 - 3	69J-12113-01	6 - 3	67F-12435-A0	5 - 10	63P-13915-00	10 - 20		39 - 20	68V-24413-00	12 - 28
63P-11135-00	4 - 21	69J-12117-01	6 - 4		39 - 8	63P-13971-00	11 - 2	6BM-15373-00	7 - 5	63P-24414-00	12 - 29
63P-11181-00	4 - 16	69J-12118-00	6 - 5	67F-1246A-01-9S	5 - 9	63P-13974-20	11 - 8	63P-15377-10	26 - 22	63P-24423-00	12 - 25
	39 - 3	69J-12119-00	6 - 6	68T-12572-00	19 - 28	63P-13975-00	11 - 18	63P-15378-00	7 - 8	68V-24444-00	12 - 30
63P-11191-00-9S	4 - 20	69J-12121-00	6 - 2	6R3-12581-00	19 - 30	63P-13976-00	11 - 9	63P-2134X-00	8 - 2	68V-24452-00	12 - 5
63P-11192-01	4 - 27	69J-12153-00	6 - 7	6R3-12582-00	19 - 31	68V-1410B-00	9 - 24	69J-21841-02	10 - 27	4SV-24453-00	10 - 3
63P-11193-00	4 - 24	68V-12157-00	6 - 13	6R3-12583-00	19 - 32	63P-14148-00	10 - 21	63P-2247B-00	11 - 12		10 - 6
	39 - 4	6S1-12168-00	6 - 8	69J-12584-00	19 - 55	63P-14149-00	11 - 1	68V-2411M-00	11 - 10	68V-24454-00	12 - 23
63P-11197-00	2 - 10	6S1-12168-10	6 - 8	69J-12858-00	5 - 29	63P-14180-01	10 - 1	63P-2411R-00	10 - 4	6P3-24469-00	12 - 11
69J-11301-00	4 - 10	6S1-12168-20	6 - 8	6AW-13119-00	26 - 15	63P-14181-00	10 - 7	63P-2411T-00	10 - 5	69J-24501-10	11 - 16
	5 - 12	6S1-12168-30	6 - 8	63P-1312A-01	9 - 26	63P-14182-00	10 - 2	69J-24149-00	12 - 31	69J-24502-00	8 - 9
68T-11325-00	5 - 2	6S1-12168-40	6 - 8	63P-13131-00	12 - 24	63P-14191-00	10 - 8	6P2-24170-00	8 - 1	68V-24519-00	11 - 13
63P-11325-01	2 - 20	6S1-12168-50	6 - 8	63P-13160-00	11 - 6	63P-14200-21	9 - 1	63P-2417J-00	11 - 21	6P3-24519-00	12 - 12
67F-11325-01	4 - 11	6S1-12168-60	6 - 8	63P-13300-01	26 - 12	63P-14225-00	11 - 7	63P-2417H-00	11 - 22	6P3-24560-01	12 - 8
	5 - 13	6S1-12168-70	6 - 8	63P-13329-00	26 - 13	69J-14225-01	10 - 12	63P-2419A-01	8 - 3	6P3-24562-02	12 - 10
63P-11325-11	2 - 14	6S1-12168-80	6 - 8	69J-13338-00	26 - 14	63P-14291-00	9 - 12	6Y2-24305-06	13 - 6	6P3-24563-00	12 - 9
63P-11325-21	2 - 11	6S1-12168-90	6 - 8	63P-13411-00	26 - 8	63P-14292-00	9 - 33	6Y2-24306-45	13 - 1	6P3-24564-00	12 - 13
67F-11328-00	4 - 12	6S1-12168-A0	6 - 8	63P-13415-00	26 - 10	69J-14321-00	9 - 3	6Y2-24307-50	13 - 8	63P-24566-00	12 - 14
	5 - 14	6S1-12168-B0	6 - 8		40 - 4	68V-14323-00	9 - 5	61A-24311-00	12 - 7	69J-24599-10	11 - 17
63P-11351-00	2 - 25	6S1-12168-C0	6 - 8	67F-13434-20	1 - 27	68V-14331-00	9 - 4	64P-24311-00	8 - 11	68V-2481H-00	11 - 20
	39 - 11	6S1-12168-D0	6 - 8	63P-13437-42	14 - 22	68V-14356-00	9 - 10	63P-24311-10	12 - 20	67F-28100-01	12 - 41
69J-11355-00	26 - 17	6S1-12168-E0	6 - 8	63P-13437-62	14 - 22	68V-14386-00	10 - 16	64P-24312-00	8 - 10	67F-2812A-00	16 - 35
	39 - 16	6S1-12168-F0	6 - 8	69J-13440-01	5 - 28	63P-14435-00	17 - 20	63P-24312-10	12 - 35	63P-41113-03-9S	5 - 1
63P-11372-00	2 - 4	6S1-12168-G0	6 - 8	63P-13446-00-9S	5 - 30	63P-14440-00	7 - 10	64P-24313-00	8 - 8	63P-41114-A1	5 - 4
6BM-11377-00	2 - 30	6S1-12168-H0	6 - 8	67F-13448-00	1 - 22	63P-14446-00	9 - 21	63P-24313-10	12 - 36		39 - 7
6BM-11410-00	3 - 1	6S1-12168-J0	6 - 8	63P-13490-00	2 - 34	68V-14446-00	10 - 28	64P-24314-00	8 - 14	63P-41131-01-9S	25 - 9
63P-11416-02	3 - 4	6S1-12168-K0	6 - 8	63P-13532-10	11 - 5	63P-14449-00	7 - 11	6BM-24314-00	12 - 33	63P-41133-A0	25 - 10
63P-11416-12	3 - 4	6S1-12168-L0	6 - 8	63P-13545-00	11 - 4	63P-14457-00	7 - 12	63P-24315-00	12 - 34		40 - 5
63P-11416-22	3 - 4	6S1-12168-M0	6 - 8	63P-13546-00	11 - 3	63P-14496-00	9 - 14	64P-24315-00	8 - 13	63P-41134-A0	25 - 16
63P-11417-02	3 - 5	6S1-12168-N0	6 - 8	63P-13557-00	9 - 20	63P-14546-00	10 - 15	63P-24316-00	12 - 6		40 - 7
63P-11417-12	3 - 5	6S1-12168-P0	6 - 8	68V-13577-00	11 - 15	63P-14565-00	10 - 10	63P-24316-10	12 - 6	63P-41137-01-CA	25 - 1
63P-11417-22	3 - 5	6S1-12168-R0	6 - 8	6BM-13593-00	10 - 25	68V-14565-00	9 - 11	63P-24317-00	11 - 11	63P-41138-00	25 - 18
63P-11417-32	3 - 5	6S1-12168-S0	6 - 8	69J-13631-00	26 - 16	63P-14567-00	10 - 11	63P-24325-00	11 - 14		40 - 8
63P-11426-00	3 - 6	6S1-12168-T0	6 - 8	63P-13641-00	9 - 13	3CF-14594-00	9 - 9	6E5-24351-51	13 - 3	63P-41213-00	20 - 43
63P-11426-10	3 - 6	6S1-12168-U0	6 - 8	63P-13643-00	9 - 22	69J-14624-01	25 - 25		13 - 10	63P-41237-00	20 - 49
63P-11426-20	3 - 6	6S1-12168-V0	6 - 8	63P-13645-00	9 - 16	63P-14711-01-9S	25 - 12	6Y2-24360-60	13 - 5	6H4-41237-00	9 - 17
69J-11478-00	3 - 2	6S1-12168-W0	6 - 8	69J-13716-00	10 - 24	63P-14777-00	10 - 23		13 - 12	682-41238-01	9 - 19
6BM-11511-00-94	2 - 26	6S1-12168-X0	6 - 8	63P-13751-01	9 - 2	63P-14984-00	10 - 13	6Y2-24360-70	13 - 13	63P-42154-00	20 - 38
63P-11536-01	6 - 17	6S1-12168-Y0	6 - 8	6P2-13758-00	11 - 19	63P-14985-00	10 - 17	63P-24364-01	8 - 15	63P-42157-00	20 - 50
63P-11537-00	6 - 12	6S1-12169-00	6 - 8	63P-13761-00	9 - 23	63P-15311-01-CA	26 - 2	63P-24367-01	8 - 12	68V-42171-00	20 - 51
63P-11590-01	6 - 16	63P-12171-00	6 - 9	68V-13766-00	9 - 25	63P-15312-00	26 - 1	68V-24374-00	12 - 27	66K-42510-02-8D	22 - 9
6BM-11603-00	3 - 10	63P-12181-00	6 - 10	63P-13769-00	9 - 32		39 - 14	6R3-24377-10	12 - 3	63P-42541-00	19 - 33
6BM-11604-00	3 - 10	63P-1240H-01-9S	5 - 20	68V-13781-10	10 - 14		40 - 2	6E5-24378-00	12 - 32	63P-42610-01	1 - 1
63P-11654-00	3 - 8	67F-12411-01	5 - 18	63P-13784-00	10 - 19	63P-15316-00	26 - 5	69J-24379-00	10 - 22	63P-42613-00	1 - 14
63P-11656-01	3 - 9	67F-12412-00	5 - 19	63P-13898-00	9 - 31	63P-15319-00-9S	5 - 35	6E5-24379-00	8 - 17	63P-42615-00	19 - 2

NUMERICAL INDEX  
INDICE NUMERICO

PART NO. CODIGO N°	REF. NO.	PART NO. CODIGO N°	REF. NO.	PART NO. CODIGO N°	REF. NO.	PART NO. CODIGO N°	REF. NO.	PART NO. CODIGO N°	REF. NO.	PART NO. CODIGO N°	REF. NO.
63P-42617-00	1 - 16	63P-43376-00	22 - 6	6H1-4386K-10	24 - 29	63P-44362-00	28 - 3	6E5-45344-00	29 - 44	6G5-45577-10	29 - 71
63P-42643-01	1 - 11	63P-43800-03	23 - 1	6E5-43872-00	23 - 13		30 - 3	6J9-45371-01	28 - 16	6G5-45577-20	27 - 68
63P-42644-00	1 - 13	64E-43802-00	24 - 8	64E-43873-00	24 - 24	63P-44363-00	28 - 6	6K1-45371-02	30 - 16		29 - 71
63P-42647-00	1 - 4	64E-43805-00	24 - 37	6E5-43874-01	23 - 22		30 - 6	688-45375-00	27 - 11	6G5-45577-30	27 - 68
60V-42651-01	1 - 7	64E-4380F-00	24 - 33	6AW-43875-00	24 - 25	6E5-44365-00	27 - 29		29 - 12		29 - 71
63P-42662-00	1 - 26	64E-4380J-00	24 - 30	64E-43879-01	24 - 27		28 - 2	663-45376-00	27 - 10	6G5-45577-40	27 - 68
68F-42663-00	1 - 12	63P-43810-02	23 - 6	64E-43879-11	24 - 26		28 - 4		29 - 11		29 - 71
69J-42663-00	1 - 8	64E-43811-02	23 - 7	64E-4387A-00	24 - 23		29 - 30	63P-45378-00	25 - 35	6G5-45577-50	27 - 68
63P-42677-00	1 - 17	6E5-43814-02	23 - 14	67H-43880-03	24 - 28		30 - 2		27 - 12		29 - 71
63P-42678-00	1 - 18	64E-43816-00	24 - 17	64E-43883-00	23 - 12		30 - 4		29 - 13	6G5-45577-60	27 - 68
63P-42681-00	1 - 20	64E-43817-00	23 - 5	64E-4388E-01	23 - 26	6E5-44366-00	25 - 27	63P-45379-00	25 - 32		29 - 71
63P-42682-00	1 - 21	64E-43817-11	24 - 19	64E-4388E-11	24 - 1	6P2-44391-00	19 - 26	6G5-45383-01	27 - 71	6K1-45578-01	29 - 67
63P-42710-01-8D	19 - 1	6BC-43818-00	23 - 33	6AW-4388J-00	23 - 3	63P-44511-00	22 - 36		29 - 73	6K1-45578-10	29 - 67
648-42715-00	20 - 29	64E-4381G-00	23 - 28	64E-43891-00	24 - 31	63P-44514-00	22 - 29	6G5-45384-02	27 - 72	6K1-45578-20	29 - 67
63P-42716-00	19 - 35	64E-43820-02	23 - 16	64E-43892-00	24 - 34	6G5-44526-00	21 - 3		29 - 74	6K1-45578-30	29 - 67
61A-42717-00	19 - 27	64E-43821-02	23 - 17	6E5-43896-00	24 - 9	69J-44533-00	22 - 23	63P-45501-10	27 - 46	6K1-45578-40	29 - 67
63P-42717-00	19 - 20	64E-43822-00	23 - 18	64E-43897-00	23 - 25	68V-44551-00-8D	22 - 14		29 - 47	6K1-45578-50	29 - 67
63P-42718-00	19 - 21	64E-43825-03	23 - 2	64E-43898-00	23 - 8	63P-44553-00-8D	22 - 26	61A-45527-00	27 - 24	6K1-45578-60	29 - 67
69J-42723-00-8D	17 - 23	64E-43827-00	24 - 22	63P-44117-00	20 - 9	63P-44555-00	22 - 17		29 - 25	6E5-45587-01	27 - 40
6E5-42724-00	25 - 8	64E-43828-01	23 - 23	63P-44118-00	20 - 24	63P-44556-00-8D	22 - 27	6G5-45536-01	27 - 9		29 - 41
63P-42725-00	19 - 23	64E-43829-01	23 - 24	63P-44120-00	20 - 19	61A-44575-00	22 - 16		29 - 10	6E5-45587-10	27 - 40
6H1-42726-21	19 - 24	64E-4382G-00	23 - 30	63P-44121-00	20 - 17	63P-45111-00-8D	25 - 20	61A-45538-00	27 - 21		29 - 41
61A-42727-00	19 - 42	64E-43830-01	24 - 4	63P-44122-00	20 - 14	69J-45123-00	25 - 13		29 - 22	6E5-45587-20	27 - 40
63P-42738-00-8D	19 - 19	64E-43831-00	24 - 2	69J-44135-00	20 - 44		40 - 6	63P-45551-00	27 - 47		29 - 41
63P-42741-01-8D	19 - 36	6AW-43841-00	24 - 7	63P-44150-10	27 - 18	69J-45127-00	25 - 19		29 - 48	6E5-45587-30	27 - 40
6H4-42748-00	19 - 48	64E-43843-00	24 - 6	64P-44150-10	29 - 19		40 - 9	6BM-45560-00	27 - 49		29 - 41
68F-42753-00	19 - 49	64E-43843-10	24 - 38	63P-44176-00	20 - 8	6C5-45155-00	25 - 28	6BN-45560-00	29 - 50	6E5-45587-40	27 - 40
63P-42756-00	19 - 44	64E-4384J-00	23 - 19	61A-44311-01	27 - 25	63P-45181-01-9S	25 - 17	6G5-45567-01	27 - 5		29 - 41
6AH-42794-40	19 - 52	64E-43850-00	24 - 15		29 - 26	6BM-45211-00-8D	25 - 34		29 - 6	6E5-45587-50	27 - 40
6AH-42794-50	19 - 53	64E-43851-00	24 - 11	6E5-44312-00	27 - 30	6J9-45214-00	28 - 12	6G5-45567-10	27 - 5		29 - 41
63P-42811-01	19 - 43	64E-43855-00	24 - 14		28 - 5		30 - 12		29 - 6	6E5-45587-60	27 - 40
63P-42815-00-8D	19 - 6	64E-43858-00	24 - 12		29 - 31	6J9-45215-00	28 - 13	6G5-45567-20	27 - 5		29 - 41
63P-42816-00-8D	19 - 7	6AW-43858-00	24 - 18		30 - 5		30 - 13		29 - 6	6J9-45611-01	27 - 51
63P-42818-01	19 - 11	6E5-43858-00	23 - 29	6E5-44315-A0	27 - 34	6G5-45251-02	21 - 2	6G5-45567-30	27 - 5	6K1-45611-10	29 - 52
63P-42828-00-8D	19 - 9	72X-43858-00	24 - 5		29 - 35	6BM-45300-10-8D	27 - 1		29 - 6	6BM-45631-00	27 - 59
68F-42828-03-8D	19 - 8	64E-43859-00	24 - 13		40 - 16	6BN-45300-10-8D	29 - 1	6G5-45567-40	27 - 5		29 - 60
64E-43111-02-8D	21 - 1	64E-43860-01	24 - 20		40 - 27	6BM-45301-00-8D	27 - 2		29 - 6	6E5-45633-01	27 - 60
64E-43112-02-8D	21 - 9	6E5-43862-00	23 - 11	6R3-44322-42	27 - 26		29 - 2	6G5-45567-50	27 - 5		29 - 61
64E-43126-00	21 - 35		23 - 15		29 - 27	6E5-45318-00	25 - 23		29 - 6	6E5-45634-01	27 - 53
64E-43131-01	21 - 14	6G5-43863-00	24 - 10		40 - 22	6E5-45321-00	27 - 14	6G5-45567-60	27 - 5		29 - 54
64E-43139-10	22 - 1	6E5-43864-00	23 - 21	6G5-44323-40	27 - 33		29 - 15		29 - 6	6K1-45641-01	29 - 53
64D-43144-00	19 - 16	6G5-43864-00	23 - 20		29 - 34	6E5-45331-00-9S	27 - 37	6BN-45570-00	29 - 64	6E5-45641-03	27 - 52
6G5-43144-00	21 - 25	64E-43865-00	24 - 16		40 - 26		29 - 38	6BM-45571-00	27 - 63	6G5-45930-00-98	28 - 23
6E5-43145-01	31 - 8	6G5-43865-00	24 - 35	6E5-44352-01	27 - 31	6BM-45332-00-9S	27 - 61	6K1-45576-00	29 - 65	6G5-45932-00-98	28 - 23
6G5-43148-00	21 - 30	64E-43866-00	23 - 10		29 - 32	6BN-45332-00-9S	29 - 62	6G5-45576-10	27 - 64	6G5-45941-00-98	28 - 23
6G5-43181-02	21 - 27	64E-43867-00	23 - 9		40 - 25	688-45341-10	27 - 7	6G5-45577-02	27 - 68	6G5-45943-01-98	28 - 23
6G5-43185-02	21 - 28	64E-43868-00	24 - 3	63P-44361-00	28 - 1		29 - 8		29 - 71	6K1-45945-00-98	30 - 23
64E-43311-10-8D	21 - 21	64E-43869-00	23 - 27		30 - 1	6E5-45344-00	27 - 43	6G5-45577-10	27 - 68	6G5-45945-01-98	28 - 23

NUMERICAL INDEX  
INDICE NUMERICO

PART NO. CODIGO N°	REF. NO.	PART NO. CODIGO N°	REF. NO.	PART NO. CODIGO N°	REF. NO.	PART NO. CODIGO N°	REF. NO.	PART NO. CODIGO N°	REF. NO.	PART NO. CODIGO N°	REF. NO.
6K1-45947-00-98	30 - 23	704-48166-00	34 - 56	703-48232-00	33 - 62	704-48265-00	34 - 4	6E5-61351-01	31 - 2	63P-81950-00	16 - 9
6G5-45947-01-98	28 - 23		35 - 56	704-48232-P1	34 - 40		35 - 4	6E5-61355-00	31 - 5	704-81950-10	35 - 58
6G5-45949-00-98	28 - 23	704-48167-01	34 - 61		35 - 40	703-48268-00	33 - 5	68V-81145-01	9 - 7	68V-81953-00	16 - 5
6K1-45970-01-98	30 - 23	704-48167-11	35 - 69	704-48233-00	34 - 53	703-48271-00	33 - 60	68V-81146-01	9 - 27	68F-8195A-00	16 - 29
6G5-45970-02-98	28 - 23	704-48176-00	34 - 51		35 - 53	704-48271-00	34 - 22	68V-81147-00	9 - 29	63P-81960-01	15 - 17
6R1-45970-A1	30 - 23	704-48176-10	35 - 51	703-48234-00	33 - 18		35 - 22	63P-8132G-00	14 - 19	63P-81975-00	15 - 19
6R4-45970-A1	28 - 23	704-48178-00	35 - 66	704-48234-00	34 - 48	EL8-48279-00	34 - 47	6P2-81332-00	14 - 15	6AH-81994-40	14 - 23
66K-45970-B0	28 - 23	704-48178-10	34 - 60		35 - 48		35 - 47	63P-81336-00	16 - 37	6AH-81994-50	14 - 24
6K1-45972-01-98	30 - 23	703-48189-00	33 - 17	703-48235-00	33 - 4	703-48281-00	33 - 31	63P-81337-00	14 - 17	6AH-81996-00	19 - 54
6G5-45972-02-98	28 - 23	EL8-48191-00	34 - 16	704-48235-00	34 - 54	704-48281-00	34 - 13	63D-81345-20	14 - 5	63P-82105-00	17 - 1
6R1-45972-A0	30 - 23		35 - 16		35 - 54		35 - 13	63P-81410-00	14 - 4	6Y5-82117-00	36 - 14
6R4-45972-A0	28 - 23	704-48192-00	34 - 44	703-48236-00	33 - 16	EL8-48281-00	34 - 11	63P-81450-00	14 - 1	6G5-82119-00	16 - 8
66K-45972-B0	28 - 23		35 - 44	703-48238-00	33 - 22		35 - 11	63P-81460-00	14 - 2	6E5-82148-00	21 - 6
6K1-45974-02-98	30 - 23	704-48192-P0	34 - 52	704-48238-00	34 - 39	703-48282-00	33 - 32	63P-81673-01	14 - 6		21 - 10
6G5-45974-03-98	28 - 23		35 - 52		35 - 39	704-48283-00	34 - 17	6BR-81800-00	18 - 1	66K-82149-00	21 - 24
6R1-45974-A0	30 - 23	703-48198-00	33 - 14	EL8-48241-00	34 - 26		35 - 17	69J-81801-00	18 - 5	1E6-82151-00	36 - 13
6R4-45974-A0	28 - 23	704-48205-P1	32 - 2		35 - 26	703-48284-10	33 - 52	67F-81807-00	18 - 10		36 - 13
66K-45974-B0	28 - 23		34 - 1	704-48242-10	34 - 42	704-48284-P0	34 - 57	67F-81808-00	18 - 8	63P-82151-00	16 - 28
6K1-45976-00-98	30 - 23	703-48207-18	32 - 1		35 - 42		35 - 57	67F-81809-00	18 - 19	67F-82151-00	16 - 30
6G5-45976-01-98	28 - 23		33 - 1	703-48243-00	33 - 15	704-48285-10	35 - 65	67F-81810-00	18 - 3	67F-82151-10	16 - 31
6J9-45976-10	28 - 23	704-48207-P1	32 - 3	703-48244-00	33 - 21	701-48287-00	33 - 42	67F-81813-00	18 - 6	63P-82170-00	16 - 27
6R1-45976-A0	30 - 23		35 - 1	EL8-48244-00	34 - 30	704-48287-00	34 - 20	67F-81820-00	18 - 7	68F-82176-00	16 - 36
6R4-45976-A0	28 - 23	703-48211-02	33 - 61		35 - 30		35 - 20	67F-81821-00	18 - 13	63P-82310-01	15 - 1
6K1-45978-02-98	30 - 23	703-48212-00	33 - 58	703-48245-00	33 - 11	703-48291-10	33 - 39	6K7-81826-11	18 - 24	663-82317-01	14 - 18
6G5-45978-03-98	28 - 23	703-48213-00	33 - 59	EL8-48245-00	34 - 31	703-48293-10	33 - 41	69J-81828-00	18 - 25	63P-82341-00	15 - 2
6R1-45978-A0	30 - 23	703-48215-00	33 - 43		35 - 31	701-48320-50	32 - 4	68V-8182L-00	9 - 8	63P-82342-00	15 - 3
6R4-45978-A0	28 - 23	704-48215-20	34 - 12	701-48246-00	34 - 5	701-48320-60	32 - 4	67F-81830-00	18 - 17	63P-82343-00	15 - 7
63P-45987-00	28 - 18	704-48215-30	35 - 12		35 - 5	701-48320-80	32 - 4	67F-81832-00	18 - 11	63P-82344-01	15 - 8
	30 - 18	703-48219-00	33 - 30	703-48246-00	33 - 23	6E5-48344-00	20 - 6	67F-81836-00	18 - 12	67F-82361-00	15 - 4
688-45997-01	28 - 19	704-48219-P0	34 - 49	701-48248-00	33 - 13		20 - 36	69J-81839-00	18 - 21		15 - 10
	30 - 19		35 - 49		34 - 38	703-48345-01	33 - 19	67F-8183R-00	18 - 16	67F-82362-00	15 - 5
63P-46241-00	6 - 15	703-48221-00	33 - 56		35 - 38		34 - 19	60V-8183T-00	18 - 18		15 - 9
704-48119-31	34 - 59	704-48221-P0	34 - 58	EL8-48251-00	34 - 3		35 - 19	69J-81840-00	18 - 4	67F-82377-00	19 - 51
704-48119-41	35 - 68		35 - 67		35 - 3	701-48350-00	32 - 4	67F-81841-00	18 - 14	63P-82380-00	9 - 28
EL8-48127-00	34 - 23	703-48222-00	33 - 27	703-48252-00	33 - 12	701-48350-20	32 - 4	69J-81842-00	18 - 20	63P-82388-00	15 - 15
	35 - 23	704-48222-P0	34 - 32	EL8-48254-00	34 - 27	701-48350-50	32 - 4	63P-81845-00	14 - 11	61B-82510-01	38 - 4
704-48128-00	34 - 2		35 - 32		35 - 27	703-48358-00	33 - 20	67F-81846-00	18 - 26	6R5-82510-02	37 - 4
	35 - 2	703-48223-00	33 - 28	EL8-48259-00	34 - 7		34 - 24	67F-81850-00	18 - 2	703-82510-43	33 - 44
	35 - 62	703-48225-00	33 - 29		35 - 7		35 - 24	67F-81857-00	18 - 9	703-82531-00	33 - 46
704-48144-10	34 - 50	6X3-48225-20	34 - 43	704-48261-00	34 - 15	63P-48531-00	20 - 1	69J-81869-00	18 - 23	703-82540-00	33 - 50
704-48144-20	35 - 50		35 - 43		35 - 15	63P-48532-00	20 - 2	67F-81891-00	18 - 15	704-82540-20	34 - 10
703-48152-00	33 - 57	703-48226-00	33 - 26	703-48261-01	33 - 2	63P-48538-00	20 - 4	63P-81919-00	16 - 38	704-82540-30	35 - 10
703-48153-00	33 - 3	703-48227-00	33 - 24	704-48262-00	34 - 8	6E5-61301-01	31 - 10	60V-81925-00	18 - 28	682-82556-00	33 - 48
704-48153-00	34 - 55	704-48229-P1	34 - 35		35 - 8	6E5-61303-00	31 - 14	63P-81941-00	18 - 22		37 - 7
	35 - 55		35 - 35	703-48264-00	33 - 6	6E5-61311-11	31 - 12	63P-81942-00	16 - 25		38 - 7
704-48156-00	35 - 63	704-48229-R0	35 - 60	704-48264-00	34 - 9	6E5-61313-00	31 - 11	63P-81948-00	16 - 13	6P2-82560-01	17 - 27
EL8-48164-00	34 - 41	704-48231-00	34 - 25		35 - 9	6E5-61315-00	31 - 13	68F-81949-02	17 - 34	69J-82563-00	17 - 22
	35 - 41		35 - 25	703-48265-00	33 - 9	6E5-61350-02	31 - 1	68V-8194A-00	16 - 4	703-82563-12	33 - 55

NUMERICAL INDEX  
INDICE NUMERICO

PART NO. CODIGO N°	REF. NO.	PART NO. CODIGO N°	REF. NO.	PART NO. CODIGO N°	REF. NO.	PART NO. CODIGO N°	REF. NO.	PART NO. CODIGO N°	REF. NO.	PART NO. CODIGO N°	REF. NO.
704-82563-41	34 - 34	6Y5-83557-10	36 - 16	90109-06M86	17 - 26	90159-06M28	19 - 38	90250-08M07	27 - 58	90430-14115	4 - 9
704-82563-51	35 - 34	6E5-83558-00	25 - 29		19 - 17	90169-05M00	16 - 26		29 - 59		5 - 27
704-82563-H1	35 - 61	6Y5-8355X-T1	36 - 5		19 - 46	90170-09M05	31 - 19	90280-04M05	27 - 32		39 - 2
704-82563-J1	35 - 64		36 - 10		20 - 3	90170-14M06	31 - 15		29 - 33	90430-14M09	26 - 7
61B-82570-03	38 - 1	6Y5-83570-S5	36 - 6	90109-08019	20 - 34	90170-16M01	27 - 48		40 - 30		39 - 15
6R5-82570-05	37 - 1	63P-83614-01	17 - 25	90109-14005	22 - 32		29 - 49	90280-05015	14 - 12		40 - 3
6K1-82571-02	38 - 2	6K1-83614-01	38 - 8	90109-14007	22 - 22	90171-18M04	28 - 21	90282-04M00	27 - 70	90430-18130	5 - 24
704-82571-02	37 - 2	63P-83626-00	4 - 29	90110-05020	6 - 18		30 - 21		29 - 72		39 - 10
6K1-82575-00	38 - 6	67F-83627-01	18 - 32	90119-06071	12 - 19	90179-06M24	1 - 15	90338-25004	2 - 7	90445-070F1	25 - 31
688-82575-01	33 - 47	6AW-83651-00	17 - 21	90119-06076	7 - 14	90179-08003	18 - 27	90340-08002	27 - 6	90445-10027	5 - 25
	37 - 6	6Y5-83653-30	36 - 15	90119-06134	15 - 6	90179-24002	14 - 14		29 - 7	90445-11020	1 - 25
676-82577-00	37 - 5	6Y5-83653-40	36 - 15	90119-06135	8 - 20	90185-05002	28 - 15	90340-14M06	4 - 8	90445-13511	12 - 2
	38 - 5	63P-8366P-01	17 - 30		12 - 40		30 - 15		5 - 26	90445-13M01	13 - 2
703-82577-00	33 - 45	67H-83672-01	22 - 3	90119-06M10	27 - 17	90185-09M01	31 - 6		26 - 6		13 - 9
64D-82581-00	37 - 8	72X-85075-L0	24 - 21		29 - 18		31 - 20	90340-18M09	5 - 23	90445-13M35	13 - 4
68F-82582-00	18 - 29	68F-85119-00	16 - 17	90119-06M18	25 - 33	90185-14M00	22 - 34	90340-27129	2 - 16	90450-22M14	7 - 6
6P2-82582-00	17 - 5	68F-85116-01	16 - 15	90119-06M81	2 - 18	90185-22M11	21 - 19	90344-51019	4 - 4	90462-06013	5 - 39
6P2-82582-10	17 - 6	60V-85544-00	16 - 34	90119-06M82	7 - 16	90201-06068	19 - 14	90386-06M12	20 - 18	90462-10051	7 - 7
69J-82587-00	17 - 24	689-85547-00	12 - 1	90119-06M83	12 - 39	90201-06M31	20 - 39	90386-08005	7 - 13	90464-05141	15 - 16
6E9-82588-00	17 - 28	68V-85548-00	16 - 23	90119-06MA2	2 - 24		20 - 45	90386-10M16	21 - 29	90464-07M41	15 - 11
61A-82588-01	20 - 11	63P-85580-00	14 - 3		5 - 11		20 - 52	90386-12069	20 - 31	90464-11012	8 - 16
61B-82588-01	38 - 3	61A-85790-00	17 - 16	90119-06MA4	5 - 5	90201-10060	23 - 31	90386-15M73	19 - 12	90464-16013	2 - 32
6R5-82588-01	37 - 3	61B-85830-00	38 - 13		5 - 22	90201-10M20	31 - 7	90386-16M66	20 - 21	90464-20006	7 - 9
61B-82588A-01	38 - 19	6S1-85885-00	9 - 6		15 - 18	90201-10M76	31 - 17	90386-22M98	21 - 36	90464-20181	19 - 45
688-82588A-20	33 - 49	63P-85886-00	17 - 19	90119-07234	4 - 7	90201-12M05	21 - 41		23 - 34	90464-20258	19 - 50
688-82588A-30	17 - 33	6BM-8591A-00	16 - 1	90119-07235	4 - 6	90201-13M01	21 - 40	90386-25M31	21 - 17	90464-23199	16 - 21
6K1-82588A-40	37 - 17	6Y5-87122-S0	36 - 11	90119-08022	2 - 28	90201-15M58	22 - 21	90386-38M32	22 - 12		19 - 47
	38 - 18	63P-W0001-01	39 - 1	90119-08102	25 - 2	90201-16M01	22 - 33	90387-06010	16 - 14	90465-08M63	21 - 22
704-82590-10	35 - 59	63P-W0001-20	40 - 1	90119-08M14	27 - 36	90201-16M55	22 - 20	90387-06038	7 - 15	90465-10032	1 - 2
63P-82590-30	17 - 4	63P-W0070-00	1 - 19		29 - 37	90201-22M01	27 - 22	90387-06176	16 - 16	90465-11M10	8 - 19
703-82591-00	33 - 53	6S1-W0078-00	40 - 21		40 - 29		29 - 23	90387-06263	26 - 9		12 - 4
703-82592-00	33 - 54	63P-W009A-02-9S	4 - 1	90119-08M22	19 - 3	90201-24014	14 - 13	90387-06M29	20 - 41		12 - 37
63P-82594-00	16 - 19	6BM-W009B-00-9S	2 - 1	90119-08M58	25 - 6	90201-26M59	21 - 18		20 - 54		17 - 18
703-82594-00	33 - 25	6BM-W1164-00	3 - 7	90119-08M66	2 - 19	90201-30M92	27 - 69	90387-06M43	19 - 41		19 - 25
704-82594-00	34 - 33	6BM-W1164-10	3 - 7	90119-08M91	4 - 19	90201-35008	22 - 18	90387-06M60	8 - 5		19 - 34
	35 - 33	63P-W1510-03-9S	2 - 2	90119-10007	25 - 21	90201-38M60	22 - 10		12 - 17		21 - 20
60V-8259F-00	20 - 32	90101-09M70	31 - 18	90119-10008	28 - 11	90202-08M20	20 - 15	90387-06M82	20 - 47		22 - 5
69J-8259F-00	20 - 10	90101-12M05	21 - 39		30 - 11	90202-16061	20 - 22	90387-08M37	19 - 5		25 - 30
63P-8259L-00	10 - 26	90105-06037	2 - 29	90119-10049	22 - 28	90202-28001	22 - 38	90387-10M05	21 - 32		36 - 17
63P-8259M-00	17 - 10	90105-06M07	4 - 13	90149-05M05	37 - 13	90202-32M19	22 - 19	90387-10M08	4 - 17	90465-13M18	16 - 22
68F-82846-00	16 - 32		5 - 15		38 - 20	90202-40M47	22 - 13	90387-10M61	31 - 3	90467-09M09	8 - 18
6R5-83383-00	37 - 12	90105-10071	2 - 9	90151-05M05	5 - 3	90206-10M04	20 - 40	90387-14004	22 - 37	90467-15M14	2 - 31
	38 - 12	90105-10M00	28 - 17	90151-06M02	2 - 15		20 - 46	90430-06M03	4 - 14		2 - 33
703-83383-10	33 - 51		30 - 17		2 - 21		20 - 53		5 - 16	90468-18008	20 - 7
6Y5-8350T-90	36 - 1	90109-06M80	17 - 29	90152-05M08	28 - 14	90206-15M18	19 - 13	90430-08020	27 - 8		20 - 16
6Y5-83533-T2	36 - 9		19 - 39		30 - 14	90206-22M19	27 - 23		29 - 9		20 - 37
6Y5-83553-00	36 - 12	90109-06M82	19 - 10	90155-10001	4 - 18		29 - 24		40 - 11	90480-06M19	13 - 11
6Y5-83553-M0	36 - 12		19 - 22	90159-05059	22 - 2	90249-06M19	21 - 31	90430-14115	2 - 13	90480-10627	16 - 18

NUMERICAL INDEX  
INDICE NUMERICO

PART NO. CODIGO N°	REF. NO.	PART NO. CODIGO N°	REF. NO.	PART NO. CODIGO N°	REF. NO.	PART NO. CODIGO N°	REF. NO.	PART NO. CODIGO N°	REF. NO.	PART NO. CODIGO N°	REF. NO.
90480-10M23	8 - 4	92990-06600	38 - 17	93102-08M43	24 - 36	93311-928U5	29 - 3	95333-08600	18 - 33	97095-06040	26 - 18
	12 - 18	92990-08600	33 - 34	93102-38008	6 - 14	93315-425V3	27 - 50	95380-04600	36 - 4	97095-06045	5 - 37
90480-12314	4 - 28	92990-10600	17 - 17		39 - 13		29 - 51		36 - 8	97095-08016	17 - 2
90480-13M24	19 - 40	92990-18200	28 - 20	93102-60004	3 - 3	93315-43061	27 - 65	95380-05600	33 - 7	97095-08020	21 - 15
90480-20M05	5 - 8		30 - 20		39 - 12		29 - 68		34 - 21	97095-08025	27 - 44
90480-22M81	19 - 4	92995-06100	14 - 9	93106-09014	27 - 16	93317-330U2	27 - 39		35 - 21		29 - 45
90501-11M10	27 - 20		15 - 13		29 - 17		29 - 40		38 - 11	97095-10045	25 - 38
	29 - 21		17 - 8		40 - 13	93332-00048	29 - 63		38 - 21		28 - 8
90501-12082	20 - 28		17 - 12	93210-07003	25 - 36	93332-000V3	27 - 4	95380-05700	9 - 18		30 - 8
90501-16M11	5 - 7		21 - 5		27 - 13	93341-440U5	29 - 66	95380-06600	1 - 6	97303-05012	37 - 9
90501-16M37	27 - 54	92995-06600	1 - 10		29 - 14	93341-465U4	29 - 5		1 - 24	97380-05025	33 - 8
	29 - 55		4 - 26		40 - 10	93341-930V2	27 - 41		19 - 37	97380-06018	34 - 18
90506-16003	21 - 34		5 - 38	93210-08287	13 - 7		29 - 42		33 - 40		35 - 18
90506-16M34	19 - 18		5 - 41	93210-09165	20 - 20	93390-000U2	29 - 4		34 - 37	97380-08030	33 - 33
90508-20M31	20 - 30		8 - 7	93210-10M74	23 - 4	93410-16006	20 - 23		35 - 37	97575-06535	20 - 25
90560-12M01	31 - 4		12 - 16	93210-16275	31 - 9	93410-22M11	21 - 37		38 - 15	97575-06540	5 - 32
91490-40030	28 - 22		14 - 10	93210-19MJ1	5 - 31	93410-37M04	22 - 15	95380-12600	21 - 42	97575-08535	25 - 14
	30 - 22		14 - 21		39 - 17	93420-36M01	25 - 24	95380-14600	22 - 24		26 - 3
91690-30010	20 - 5		15 - 14	93210-19MJ3	26 - 23	93430-06024	33 - 10	95380-14700	31 - 16	97575-08540	4 - 15
	20 - 26		16 - 3		39 - 18		34 - 6	95780-10300	22 - 7		5 - 17
91690-30020	21 - 33		17 - 9	93210-24M79	5 - 34		35 - 6	95812-06025	26 - 11		7 - 1
91690-50014	7 - 4		17 - 13		39 - 19	93501-04M02	20 - 27	95895-06010	21 - 38	97575-08560	25 - 11
91809-08006	4 - 5		17 - 15	93210-25552	2 - 17	93503-16003	27 - 57	95895-06016	26 - 24	97575-10530	23 - 32
91811-11001	2 - 27		17 - 32		26 - 20		29 - 58	97013-06020	16 - 11	97575-10535	25 - 7
91814-18001	2 - 5		21 - 8		39 - 5	93507-32009	27 - 55	97013-08020	7 - 2	97595-06516	9 - 15
	2 - 6		21 - 12	93210-25647	2 - 8		29 - 56	97013-08045	18 - 30	97595-06550	20 - 13
92780-06020	34 - 28		26 - 19		39 - 6	93511-32017	27 - 56	97075-10045	22 - 30	97595-06610	16 - 7
	35 - 28	92995-08100	21 - 16	93210-30682	12 - 38		29 - 57		25 - 3		16 - 10
92903-05100	37 - 10	92995-08600	17 - 3	93210-37160	27 - 28	93605-10108	6 - 11	97095-06010	21 - 7	97607-04310	24 - 32
	37 - 15		27 - 45		29 - 29	93605-17002	6 - 19		21 - 26	97780-50620	1 - 3
92903-05600	37 - 16		29 - 46		40 - 15	93606-12019	2 - 3	97095-06012	5 - 40		16 - 33
92903-06600	16 - 12	92995-10100	25 - 39		40 - 24		27 - 35		17 - 14	97780-60520	19 - 29
92903-08100	18 - 34		28 - 9	93210-37MH7	22 - 11		29 - 36		17 - 31	97780-60620	16 - 6
92903-08600	7 - 3		30 - 9	93210-55M14	27 - 42		40 - 28	97095-06014	12 - 15		16 - 20
	18 - 31	92995-10600	22 - 8		29 - 43	93606-19M23	25 - 15	97095-06016	1 - 9		16 - 24
92907-04600	4 - 23		22 - 31		40 - 18	93608-16M16	25 - 5		8 - 6	97885-06012	21 - 11
92990-04100	36 - 3		25 - 4	93210-58144	27 - 15		25 - 22		14 - 20	97885-06016	22 - 4
	36 - 7		25 - 40		29 - 16		25 - 37		16 - 2	97890-05016	34 - 62
92990-05100	38 - 10		28 - 10		40 - 12		26 - 4	97095-06020	17 - 7		35 - 70
	38 - 22		30 - 10	93210-86M38	27 - 27		28 - 7		17 - 11	97890-05025	34 - 14
92990-05300	34 - 36	92995-14600	22 - 25		29 - 28		30 - 7		19 - 15		35 - 14
	35 - 36		22 - 35		40 - 14	93700-06M01	20 - 33	97095-06025	15 - 12	97890-06018	34 - 45
92990-05600	38 - 23	93101-28M16	27 - 38		40 - 23	93700-06M03	20 - 35		20 - 42		35 - 45
92990-06100	1 - 5		29 - 39	93210-97M55	27 - 67		21 - 13		20 - 55	97980-06216	25 - 26
	1 - 23		40 - 17		29 - 70		21 - 23	97095-06030	4 - 25	97985-04116	20 - 12
	38 - 16	93101-30M17	27 - 66		40 - 20	94702-00391	4 - 30		21 - 4	97985-06210	14 - 16
92990-06300	34 - 46		29 - 69	93306-209U0	27 - 62	95303-05600	37 - 14	97095-06035	14 - 8	98507-04008	4 - 22
	35 - 46		40 - 19	93311-928U5	27 - 3	95303-05700	37 - 11		20 - 48	98580-03015	33 - 38

NUMERICAL INDEX  
INDICE NUMERICO

PART NO. CODIGO N°	REF. NO.	PART NO. CODIGO N°	REF. NO.	PART NO. CODIGO N°	REF. NO.	PART NO. CODIGO N°	REF. NO.	PART NO. CODIGO N°	REF. NO.	PART NO. CODIGO N°	REF. NO.
98580-04006	33 - 36										
98580-04010	33 - 35										
98580-05010	33 - 37										
98780-05016	2 - 12										
98780-05018	34 - 29										
	35 - 29										
98980-05010	38 - 9										
98980-06020	38 - 14										
99001-08600	27 - 19										
	29 - 20										
99530-08012	14 - 7										
9E450-04533	36 - 2										