



**PARTS
CATALOGUE
CATALOGO
DE REPUESTOS**

F100B'11 (60CB)



1K60C-200S1

()

F100B
PARTS CATALOGUE
©2010 by Yamaha Motor Co., Ltd.
1st edition, August 2010
All rights reserved.
Any reprinting or unauthorized use
without the written permission of
Yamaha Motor Co., Ltd.
is expressly prohibited.
Printed in Japan.

F100B
CATALOGO DE REPUESTOS
©2010 por Yamaha Motor Co., Ltd.
1ª edición, agosto 2010
Todos los derechos reservados.
Toda reproducción o uso no autorizado
sin el consentimiento escrito de
Yamaha Motor Co., Ltd.
quedan expresamente prohibidos
Impreso en Japón.

FOREWORD

This Parts Catalogue is related to the parts for the model(s) on the cover page. When you are ordering replacement parts, please refer to this Parts Catalogue and quote both part numbers and part names correctly.

1. Modifications or additions which have been made after the issue of the Parts Catalogue will be announced in the Parts News.
It is advisable that you make the necessary corrections to the Parts Catalogue according to the Parts News.

2. Abbreviations

The following abbreviations are used in this Parts Catalogue.

“UR” Use specified parts number.

“UN” Use as many as needed.

“AP” Alternate Parts

“LM” Locally Made (Parts need to be ordered locally)

“F#” Frame No. (Applicable machine No.)

“O/S” Over Size

3. The number of components for assembly

- Parts, which are to be supplied in an assembly, are listed with a dot (.) in front of the part name as shown below.
- The numeral appearing to the right of each component part indicates the quantity of parts for each assembly unit.

| PART NO. | DESCRIPTION | Q'TY | REMARKS |
|--------------|--------------------------|------|---------|
| 2F5-83310-60 | FRONT FLASHER LIGHT ASSY | 2 | |
| 115-83311-60 | .BULB (6V-18W) | 1 | |

4. Applicable colours of graphics are represented in the “REMARKS” as shown below.

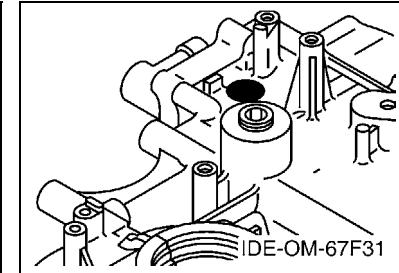
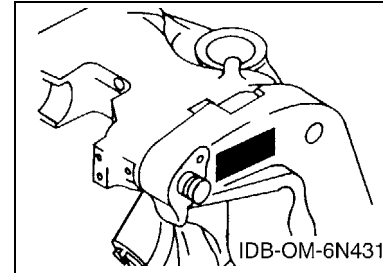
| PART NO. | DESCRIPTION | Q'TY | REMARKS |
|-----------------|---------------------|------|---------|
| 2N4-24110-00-X5 | FUEL TANK COMP. | 2 | MXR |
| 3J1-24240-10 | .GRAPHIC, FUEL TANK | 1 | FOR MXR |

5. Note that the illustrations for reference in finding parts numbers are not to be used for assembling. When assembling, please use the applicable service manual.

6. The asterisk (*) before a reference number indicates modified items after the first edition.

7. Applicable Serial No.

Engine Serial No.



8. Applicable Engine Starting Serial No.

| Model | Serial No. | Model | Serial No. |
|-------|-------------|-------|------------|
| F100B | 60C-1005795 | | |
| | | | |
| | | | |
| | | | |

9. Applicable Colour Code

| Abbreviation | Colour Name | Colour Code |
|--------------|--------------------|-------------|
| DBN1 | DARK BLUISH GRAY 1 | 008D |

10. Quantity Column Information

| Column No. | Name Of Q'ty Column | Applicable Model |
|------------|---------------------|------------------|
| 1 | ET | F100BET |
| 2 | EHD | F100BEHD |
| | | |
| | | |

PROLOGO

Este catálogo de repuestos corresponde a las piezas para el o los modelos que figuran en la página de portada. Al formular el pedido de repuestos, se ruega citar este catálogo y especificar correctamente el número y el nombre de las piezas.

- Las modificaciones y agregados que se hayan realizado después de la edición de este Catálogo de Repuestos, serán anunciados en las Informaciones de Recambios. Es recomendable que se hagan las correcciones necesarias en el Catálogo de Repuestos de acuerdo con las Informaciones de Recambios.

2. Abreviaciones

En este. Catálogo de Repuestos se emplean las siguientes abreviaciones.

“UR” Usar el número de partes especificado

“UN” Usar la cantidad necesaria

“AP” Piezas sustitutivas

“LM” Fabricación local (Hay que pedir los repuestos en las cercanías)

“F#” N° de bastidor (N° aplicable a la máquina)

“O/S” Sobredimensionado

3. La cantidad de componentes para el montaje

- Los componentes, suministrados como conjunto, se describen con un punto (.) que precede al nombre del parte como se indica a continuación.
- La numeración que aparece a la derecha de cada descripción indica la cantidad de partes por cada unidad de conjunto.

| CODIGO N° | DESCRIPCION | CANT. | OBSERVACIONES |
|--------------|----------------------|-------|---------------|
| 2F5-83310-60 | ENSAMBLAJE DE LA LUZ | 2 | |
| 115-83311-60 | .BOMBILLA (6V-18W) | 1 | |

4. Los colores de los componentes se indican como sigue en la columna de “OBSERVACIONES”.

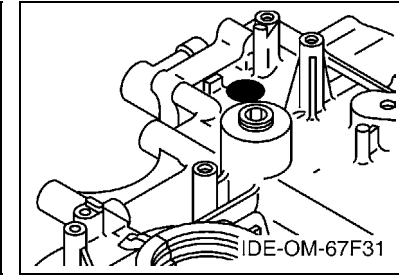
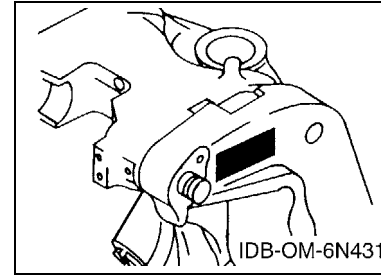
| CODIGO N° | DESCRIPCION | CANT. | OBSERVACIONES |
|-----------------|----------------------|-------|---------------|
| 2N4-24110-00-X5 | COMP. DEL TANQUE | 2 | MXR |
| 3J1-24240-10 | .GRAFICO, DEL TANQUE | 1 | PARA MXR |

- Debe tenerse en cuenta que las ilustraciones sirven como guía para la búsqueda de los números de partes y no deben usarse para el montaje. Durante el montaje, se recomienda usar el manual de taller correspondiente.

- EL asterisco (*) antes del número de referencia indica los elementos modificados después de la primera edición.

7. Números de serie

N° de Serie del motor



8. Números de serie del motor

| Modelo | N° de serie | Modelo | N° de serie |
|--------|-------------|--------|-------------|
| F100B | 60C-1005795 | | |
| | | | |
| | | | |
| | | | |

9. Códigos de color aplicables

| Abreviatura | Nombre de color | Código de color |
|-------------|--------------------|-----------------|
| DBN1 | DARK BLUISH GRAY 1 | 008D |

10. Información para la columna de cantidades

| Columna N° | Nombre de la columna de cantidades | Modelo aplicable |
|------------|------------------------------------|------------------|
| 1 | ET | F100BET |
| 2 | EHD | F100BEHD |
| | | |
| | | |

CONTENTS

| | |
|--------------------------------|----|
| TOP COWLING | 1 |
| CYLINDER & CRANKCASE 1 | 2 |
| CRANKSHAFT & PISTON | 4 |
| CYLINDER & CRANKCASE 2 | 5 |
| VALVE | 7 |
| INTAKE | 9 |
| CARBURETOR 1 | 10 |
| CARBURETOR 2 | 12 |
| FUEL 1 | 13 |
| FUEL 2 | 15 |
| GENERATOR | 16 |
| ELECTRICAL 1 | 18 |
| ELECTRICAL 2 | 20 |
| ELECTRICAL 3 | 22 |
| ELECTRICAL 4 | 24 |
| ELECTRICAL 5 | 26 |
| STARTING MOTOR | 27 |
| BOTTOM COWLING | 29 |
| STEERING 1 | 31 |
| STEERING 2 | 34 |
| STEERING 3 | 35 |
| STEERING FRICTION | 36 |
| CONTROL | 37 |
| BRACKET 1 | 39 |
| BRACKET 2 | 41 |
| BRACKET 3 | 43 |
| BRACKET 4 | 44 |
| POWER TRIM & TILT ASSY 1 | 46 |
| POWER TRIM & TILT ASSY 2 | 48 |
| UPPER CASING | 50 |
| OIL PAN | 52 |
| LOWER CASING & DRIVE 1 | 54 |
| LOWER CASING & DRIVE 2 | 58 |
| STEERING GUIDE | 60 |
| REMOTE CONTROL BOX | 61 |
| REMOTE CONTROL ASSY | 62 |
| METER | 65 |
| OPTIONAL PARTS | 66 |
| REPAIR KIT 1 | 67 |
| REPAIR KIT 2 | 68 |
| REPAIR KIT 3 | 69 |

INDEX

| | |
|-----------------------|----|
| NUMERICAL INDEX | 71 |
|-----------------------|----|

CONTENIDO

| | |
|----------------------------------|----|
| SOPORTE SUPERIOR | 1 |
| CILINDRO & CARTER 1 | 2 |
| CIGUENAL & PISTON | 4 |
| CILINDRO & CARTER 2 | 5 |
| VALVULA | 7 |
| ADMISION | 9 |
| CARBURADOR 1 | 10 |
| CARBURADOR 2 | 12 |
| COMBUSTIBLE 1 | 13 |
| COMBUSTIBLE 2 | 15 |
| GENERADOR | 16 |
| EQUIPO ELECTRICO 1 | 18 |
| EQUIPO ELECTRICO 2 | 20 |
| EQUIPO ELECTRICO 3 | 22 |
| EQUIPO ELECTRICO 4 | 24 |
| EQUIPO ELECTRICO 5 | 26 |
| MOTOR DE ARRANQUE | 27 |
| CUBIERTA INFERIOR | 29 |
| DIRECCION 1 | 31 |
| DIRECCION 2 | 34 |
| DIRECCION 3 | 35 |
| FRICCION DE DIRECCION | 36 |
| CONTROL | 37 |
| SOPORTE 1 | 39 |
| SOPORTE 2 | 41 |
| SOPORTE 3 | 43 |
| SOPORTE 4 | 44 |
| COMPONER Y PODER VARILLA 1 | 46 |
| COMPONER Y PODER VARILLA 2 | 48 |
| FUNDA SUPERIOR | 50 |
| OIL PAN | 52 |
| IMPULSOR E INFERIOR 1 | 54 |
| IMPULSOR E INFERIOR 2 | 58 |
| DIRECCIONGUIAR | 60 |
| CONTROL REMOTO COMPLETO | 61 |
| CONTROL REMOTO COMPL | 62 |
| MEDIDOR | 65 |
| PARTES OPCIONALES | 66 |
| ESTUCHE REPARATION 1 | 67 |
| ESTUCHE REPARATION 2 | 68 |
| ESTUCHE REPARATION 3 | 69 |

INDICE

| | |
|-----------------------|----|
| INDICE NUMERICO | 71 |
|-----------------------|----|

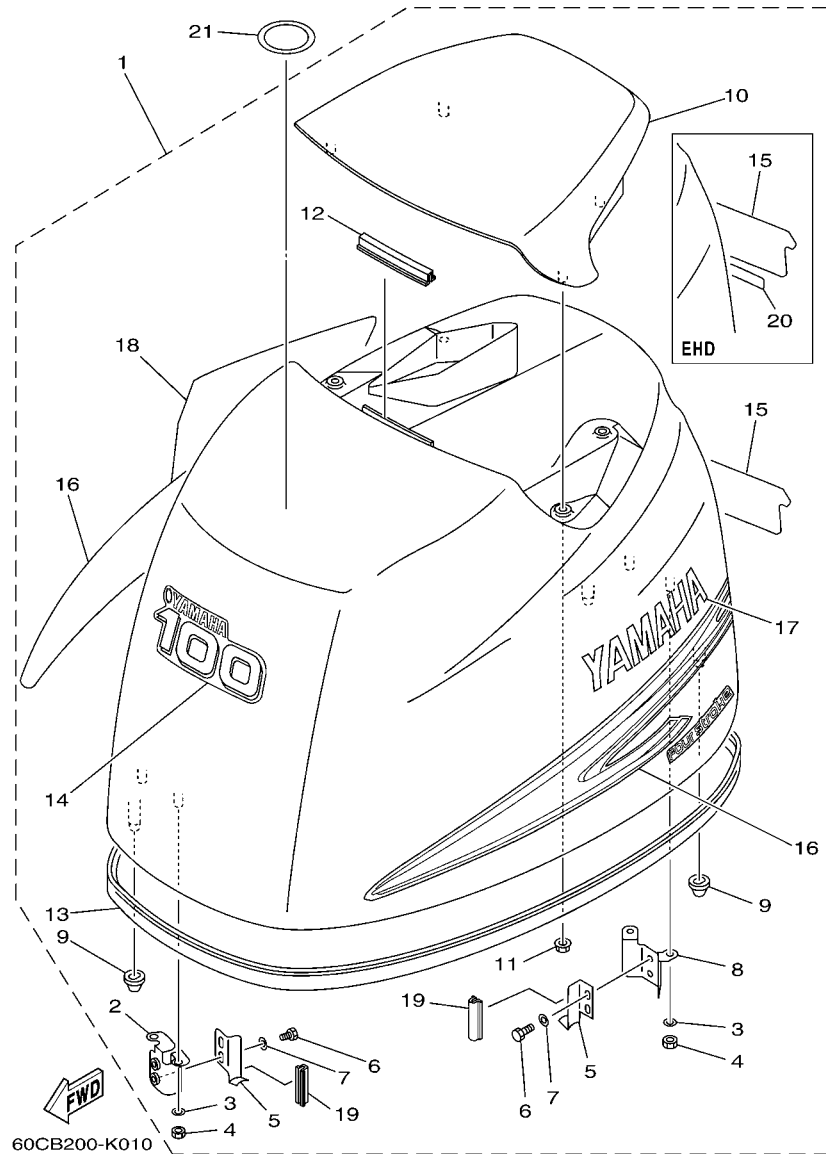


FIG. 1 TOP COWLING

SOPORTE SUPERIOR

| REF. NO. | PART NO. CODIGO Nº | DESCRIPTION DESCRIPCION | LT | EHD | | REMARKS OBSERVACIONES |
|----------|--------------------|---|----|-----|--|-----------------------|
| 1 | 67F-42610-11 | TOP COWLING ASSY SOPORTE SUPERIOR COMPL. | 1 | | | |
| | 67F-42610-30 | TOP COWLING ASSY SOPORTE SUPERIOR COMPL. | | 1 | | |
| 2 | 67F-42647-00 | .HOLDER, CLAMP BAND .MORDAZA DE ABRAZADERA | 1 | 1 | | |
| 3 | 92990-06100 | .WASHER, SPRING .ARANDELA PLANA | 4 | 4 | | |
| 4 | 95380-06600 | .NUT, HEXAGON .TUERCA | 4 | 4 | | |
| 5 | 68V-42652-00 | .HOOK .GANCHO | 2 | 2 | | |
| 6 | 97095-06012 | .BOLT .PERNO | 4 | 4 | | |
| 7 | 92995-06600 | .WASHER .ARANDELA | 4 | 4 | | |
| 8 | 67F-42649-00 | .HOLDER, CLAMP BAND .MORDAZA DE ABRAZADERA | 1 | 1 | | |
| 9 | 67F-42662-00 | .DAMPER .AMORTIGUADOR | 3 | 3 | | |
| 10 | 67F-42613-00-8D | .MOLDING, AIR DUCT .MOLDURA CONDUCTO AIRE | 1 | 1 | | |
| 11 | 90179-06M24 | .NUT .TUERCA | 4 | 4 | | |
| 12 | 61N-42628-00 | .SEAL .SELLO DE GOMA | 1 | 1 | | |
| 13 | 67F-42615-00 | .SEAL .SELLO | 1 | 1 | | |
| 14 | 67F-42677-10 | .GRAPHIC, FRONT .CALCAMONIA FRONTAL | 1 | 1 | | |
| 15 | 67F-42678-10 | .GRAPHIC, REAR .CALCAMONIA TRASERA | 1 | 1 | | |
| 16 | 67F-W0070-10 | .GRAPHIC SET JUEGO DE EMBLEMA | 1 | 1 | | |
| 17 | 67F-42681-10 | .MARK, COWLING .MARCA DE CUBIERTA | 1 | 1 | | |
| 18 | 67F-42682-10 | .MARK, COWLING .MARCA DE CUBIERTA | 1 | 1 | | |
| 19 | 67F-42628-00 | .SEAL .SELLO DE GOMA | 2 | 2 | | |
| 20 | 6BC-42681-00 | .MARK, COWLING .MARCA DE CUBIERTA | | 1 | | |
| 21 | 67F-13434-20 | LABEL, CAUTION ETIQUETA DE PRECAUCION | 1 | 1 | | |

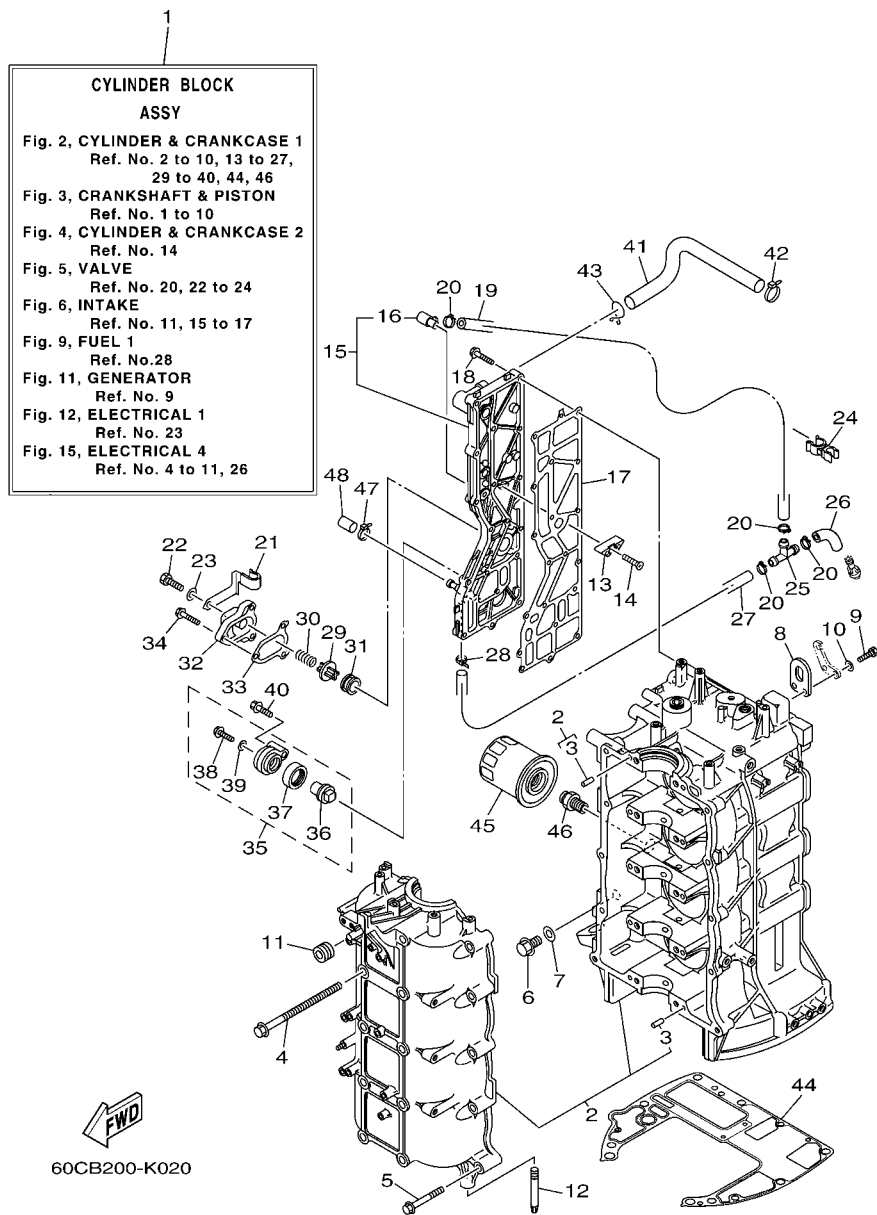


FIG. 2 CYLINDER & CRANKCASE 1 CILINDRO & CARTER 1

| REF. NO. | PART NO. CODIGO Nº | DESCRIPTION DESCRIPCION | LT | EHD | | REMARKS OBSERVACIONES |
|----------|--------------------|---|----|-----|--|-----------------------|
| 1 | 60C-W009B-07-9S | CYLINDER BLOCK ASSY CILINDRO BLOQUE COMPLETO | 1 | 1 | | |
| 2 | 67F-15100-03 | CRANKCASE ASSY CARTER COMPLETO | 1 | 1 | | |
| 3 | 93606-12019 | .PIN, DOWEL .PASADOR DE CLAVIJA | 10 | 10 | | |
| 4 | 90119-10M88 | BOLT, WITH WASHER TORNILLO CON ARANDELA | 10 | 10 | | |
| 5 | 90119-08M66 | BOLT, WITH WASHER TORNILLO CON ARANDELA | 10 | 10 | | |
| 6 | 90340-14M06 | PLUG, STRAIGHT SCREW TORNILLO, DE DRENAJE | 1 | 1 | | |
| 7 | 90430-14115 | GASKET JUNTA | 1 | 1 | | |
| 8 | 62Y-11119-00 | HANGER, ENGINE SOPORTE DEL MOTOR | 2 | 2 | | |
| 9 | 97095-06020 | BOLT PERNO | 4 | 4 | | |
| 10 | 92995-06600 | WASHER ARANDELA | 4 | 4 | | |
| 11 | 90480-12314 | GROMMET TAPON | 1 | 1 | | |
| 12 | 67F-15142-00 | GUIDE 1 GUIA 1. | 2 | 2 | | |
| 13 | 6E5-11325-00 | ANODE ANODO | 3 | 3 | | |
| 14 | 98780-04016 | SCREW, FLAT HEAD TORNILLO CABEZA PLANA | 3 | 3 | | |
| 15 | 67F-41113-50-9S | OUTER COVER, EXHAUST CUBOERTA EXTERIOR DE ESCAPE | 1 | 1 | | |
| 16 | 676-11372-00 | .NIPPLE, HOSE .NIPLE DE MANGUERA | 1 | 1 | | |
| 17 | 67F-41114-A2 | GASKET, EXHAUST OUTER COVER EMPAQUE | 1 | 1 | | |
| 18 | 90119-06MA4 | BOLT, WITH WASHER TORNILLO CON ARANDELA | 18 | 18 | | |
| 19 | 90445-10024 | HOSE (L360) TUBO (L360) | 1 | 1 | | |
| 20 | 90465-11M10 | CLAMP BRIDA | 4 | 4 | | |
| 21 | 90462-10060 | CLAMP BRIDA | 1 | 1 | | |
| 22 | 97095-06012 | BOLT PERNO | 1 | 1 | | |
| 23 | 92995-06600 | WASHER ARANDELA | 1 | 1 | | |
| 24 | 90464-10010 | CLAMP BRIDA | 1 | 1 | | |
| 25 | 688-24378-00 | PIPE, JOINT 3 TUBO DE UNION 3 | 1 | 1 | | |
| 26 | 61A-24316-00 | PIPE 6 TUBO 6 | 1 | 1 | | |
| 27 | 90445-10016 | HOSE (L280) TUBO (L280) | 1 | 1 | | |

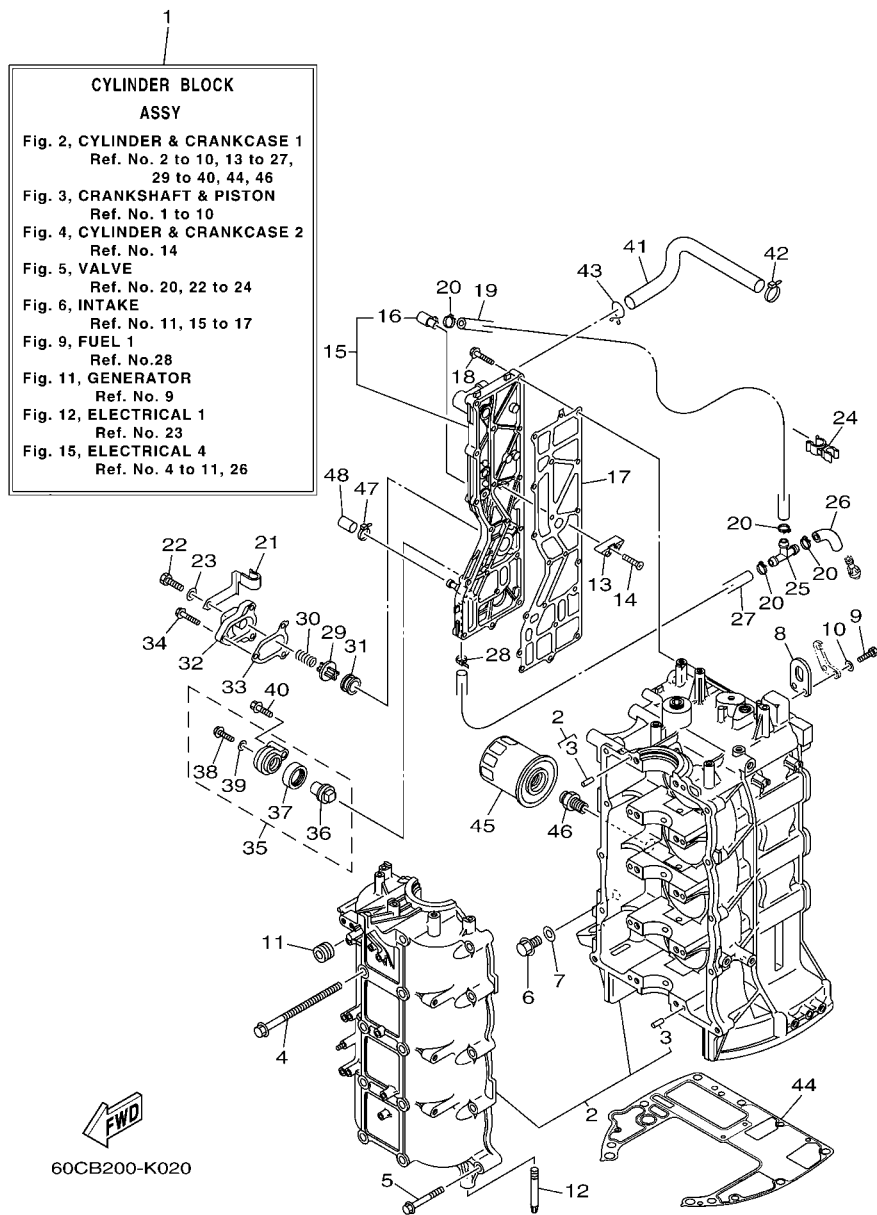
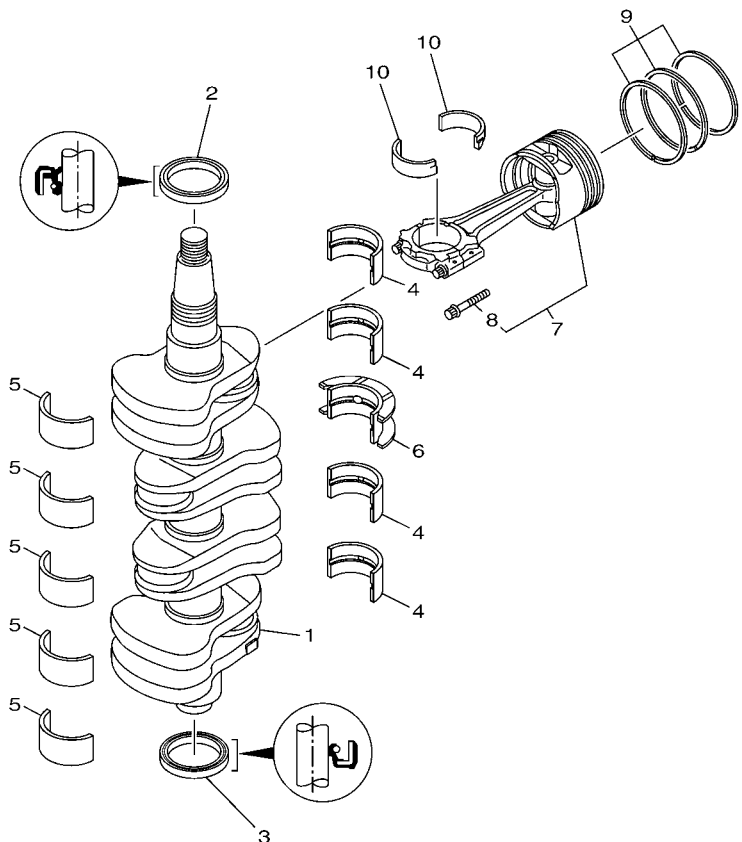


FIG. 2 CYLINDER & CRANKCASE 1 CILINDRO & CARTER 1

| REF. NO. | PART NO. CODIGO Nº | DESCRIPTION DESCRIPCION | ET | EHD | | REMARKS OBSERVACIONES |
|----------|--------------------|---|----|-----|--|-----------------------|
| 28 | 90465-11M10 | CLAMP BRIDA | 2 | 2 | | |
| 29 | 6G5-12416-00 | VALVE, PRESSURE CONTROL VALVULA DE CONTROL DE PRESION | 1 | 1 | | |
| 30 | 90501-16M11 | SPRING, COMPRESSION RESORTE DE COMPRESION | 1 | 1 | | |
| 31 | 90480-20M05 | GROMMET TAPON | 1 | 1 | | |
| 32 | 67F-1246A-01-9S | COVER 1 CUBIERTA 1 | 1 | 1 | | |
| 33 | 67F-12435-A0 | GASKET EMPAQUE | 1 | 1 | | |
| 34 | 90119-06MA2 | BOLT, WITH WASHER TORNILLO CON ARANDELA | 3 | 3 | | |
| 35 | 69J-11301-00 | ANODE COVER ASSY CONJUNTO CUBIERTA DE ANODO | 1 | 1 | | |
| 36 | 67F-11325-01 | .ANODE .ANODO | 1 | 1 | | |
| 37 | 67F-11328-00 | .GROMMET, ANODE .TAPON | 1 | 1 | | |
| 38 | 90105-06M07 | .BOLT, FLANGE .TORNILLO | 1 | 1 | | |
| 39 | 90430-06M03 | .GASKET .JUNTA | 1 | 1 | | |
| 40 | 97575-08540 | BOLT, WITH WASHER PERNO CON ARANDELA | 1 | 1 | | |
| 41 | 67F-1243A-00 | HOSE 1 TUBO 1 | 1 | 1 | | |
| 42 | 90465-11M10 | CLAMP BRIDA | 1 | 1 | | |
| 43 | 90467-20M15 | CLIP PRESILLA | 1 | 1 | | |
| 44 | 68V-11351-00 | GASKET, CYLINDER JUNTA, DE CILINDRO | 1 | 1 | | |
| 45 | 5GH-13440-00 | ELEMENT ASSY, OIL CLEANER ELEMENTO FILTRO DE ACEITE | 1 | 1 | | |
| 46 | 90401-20007 | BOLT, UNION PERNO DE UNION | 1 | 1 | | |
| 47 | 90465-11M10 | CLAMP BRIDA | 1 | | | |
| 48 | 67F-13448-00 | CAP TAPA | 1 | | | |



FWD
60CB300-K030

FIG. 3 CRANKSHAFT & PISTON CIGUENAL & PISTON

| REF. NO. | PART NO. CODIGO Nº | DESCRIPTION DESCRIPCION | LT | EHD | | REMARKS OBSERVACIONES |
|----------|--------------------|---|----|-----|--|------------------------|
| 1 | 6D8-11411-00 | CRANKSHAFT CIGUENAL | 1 | 1 | | |
| 2 | 93102-48008 | OIL SEAL SELLO ACEITE | 1 | 1 | | |
| 3 | 93101-48001 | OIL SEAL SELLO ACEITE | 1 | 1 | | |
| 4 | 6D8-11416-00 | PLANE BEARING, CRANKSHAFT 1 COJINETE PLANO 1 | 4 | 4 | | UR GREEN UR GREEN |
| | 6D8-11416-10 | PLANE BEARING, CRANKSHAFT 1 COJINETE PLANO 1 | 4 | 4 | | UR BLUE UR BLUE |
| | 6D8-11416-20 | PLANE BEARING, CRANKSHAFT 1 COJINETE PLANO 1 | 4 | 4 | | UR RED UR RED |
| 5 | 6D8-11417-00 | PLANE BEARING, CRANKSHAFT 2 COJINETE PLANO 2 | 5 | 5 | | UR YELLOW UR YELLOW |
| | 6D8-11417-10 | PLANE BEARING, CRANKSHAFT 2 COJINETE PLANO 2 | 5 | 5 | | UR GREEN UR GREEN |
| | 6D8-11417-20 | PLANE BEARING, CRANKSHAFT 2 COJINETE PLANO 2 | 5 | 5 | | UR BLUE UR BLUE |
| | 6D8-11417-30 | PLANE BEARING, CRANKSHAFT 2 COJINETE PLANO 2 | 5 | 5 | | UR RED UR RED |
| 6 | 6D8-11418-00 | PLANE BEARING, CRANKSHAFT 3 COJINETE PLANO 3 | 1 | 1 | | UR GREEN UR GREEN |
| | 6D8-11418-10 | PLANE BEARING, CRANKSHAFT 3 COJINETE PLANO 3 | 1 | 1 | | UR BLUE UR BLUE |
| | 6D8-11418-20 | PLANE BEARING, CRANKSHAFT 3 COJINETE PLANO 3 | 1 | 1 | | UR RED UR RED |
| 7 | 60C-W1164-20 | PISTON/CON-ROD ASSY(STD) PISTON/BIELA COMPLETA(NORMA) | 4 | 4 | | |
| | 60C-W1164-30 | PISTON/CON-ROD ASSY(0.25MM OS) PISTON/BIELA COMP. (0:25MM OS) | 4 | 4 | | AP AP |
| 8 | K1C-A3275-00 | .BOLT, CONNECTING ROD .TORNILLO DE BIELA | 2 | 2 | | |
| 9 | 60C-11603-00 | PISTON RING SET (STD) JUEGO DE ANILLOS (NORMA) | 4 | 4 | | |
| | 60C-11604-00 | PISTON RING SET (0.25MM O/S) JUEGO DE ANILLOS (0.25MM O/S) | 4 | 4 | | AP AP |
| 10 | 6D8-11656-00 | PLANE BEARING, CONNECTING ROD COJINETE PLANO | 8 | 8 | | UR YELLOW UR YELLOW |
| | 6D8-11656-10 | PLANE BEARING, CONNECTING ROD COJINETE PLANO | 8 | 8 | | UR GREEN UR GREEN |
| | 6D8-11656-20 | PLANE BEARING, CONNECTING ROD COJINETE PLANO | 8 | 8 | | UR BLUE UR BLUE |
| | 6D8-11656-30 | PLANE BEARING, CONNECTING ROD COJINETE PLANO | 8 | 8 | | UR RED UR RED |

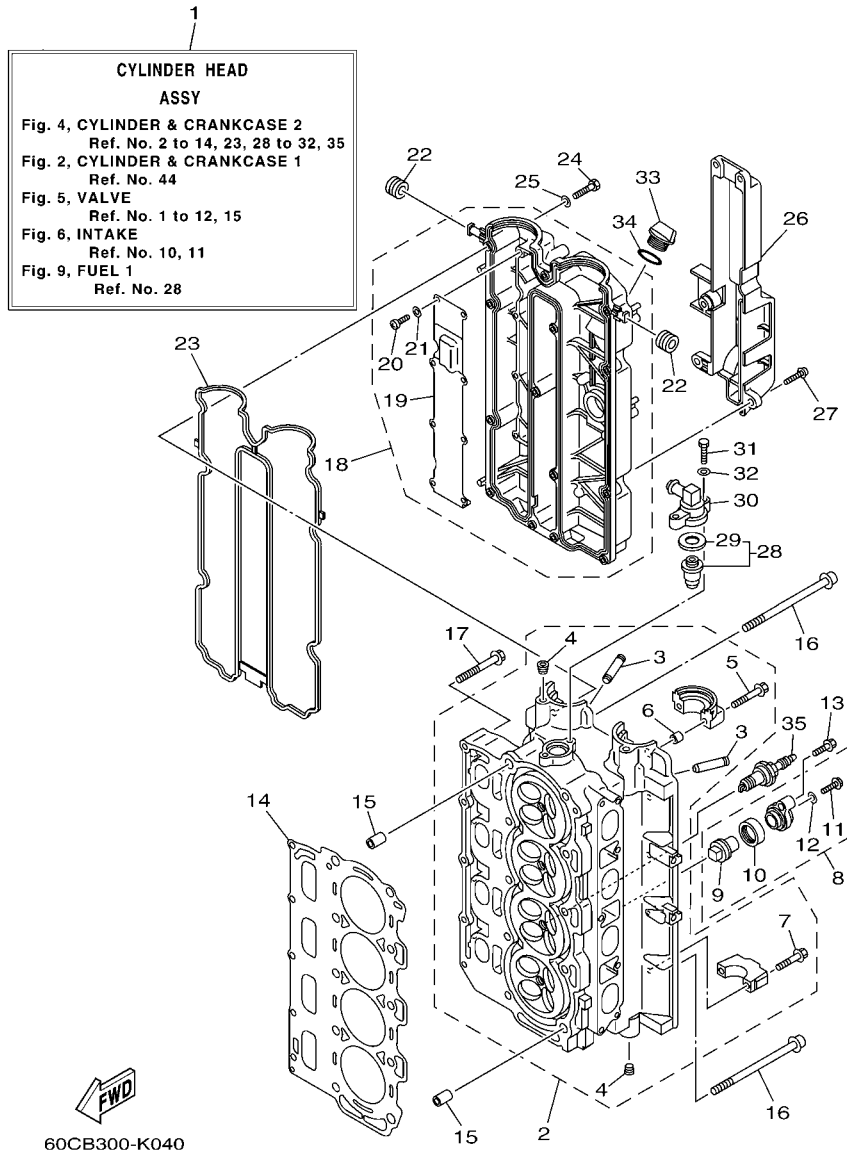


FIG. 4 CYLINDER & CRANKCASE 2 CILINDRO & CARTER 2

| REF. NO. | PART NO. CODIGO Nº | DESCRIPTION DESCRIPCION | LT | EHD | REMARKS OBSERVACIONES |
|----------|--------------------|---|----|-----|-----------------------|
| 1 | 67F-W009A-24-9S | CYLINDER HEAD ASSY CILINDRO CULATA COMPLETO | 1 | 1 | |
| 2 | 6D8-11110-13-9S | CYLINDER HEAD ASSY CULATA DE CILINDRO COMPLETA | 1 | 1 | |
| 3 | 67F-11133-10 | .GUIDE, VALVE 1 .GUIA DE VALVULA 1 | 16 | 16 | |
| 4 | 90344-51019 | .PLUG, TAPER SCREW .TAPON DE TORNILLO AHUSADO | 4 | 4 | |
| 5 | 90119-07235 | .BOLT/WASHER-CAM CAPS .TORNILLO CON ARANDELA | 4 | 4 | |
| 6 | 91809-08006 | .PIN, DOWEL .PASADOR DE CLAVIJA | 4 | 4 | |
| 7 | 90119-07234 | .BOLT, WITH WASHER .TORNILLO CON ARANDELA | 16 | 16 | |
| 8 | 69J-11301-00 | ANODE COVER ASSY CONJUNTO CUBIERTA DE ANODO | 2 | 2 | |
| 9 | 67F-11325-01 | .ANODE .ANODO | 1 | 1 | |
| 10 | 67F-11328-00 | .GROMMET, ANODE .TAPON | 1 | 1 | |
| 11 | 90105-06M07 | .BOLT, FLANGE .TORNILLO | 1 | 1 | |
| 12 | 90430-06M03 | .GASKET .JUNTA | 1 | 1 | |
| 13 | 97575-08540 | BOLT, WITH WASHER PERNO CON ARANDELA | 2 | 2 | |
| 14 | 67F-11181-03 | GASKET, CYLINDER HEAD 1 JUNTA, DE CULATA 1 | 1 | 1 | |
| 15 | 90387-10M08 | COLLAR ESPACIADOR | 2 | 2 | |
| 16 | 90155-10005 | SCREW, FLAT FILLISTER TORNILLO CABEZA PLANA RAN. | 10 | 10 | |
| 17 | 90119-08M91 | BOLT, WITH WASHER TORNILLO CON ARANDELA | 5 | 5 | |
| 18 | 6D8-11191-01-9S | COVER, CYLINDER HEAD 1 TAPA CULATA DE CILINDRO 1 | 1 | 1 | |
| 19 | 67F-11168-00 | .COVER, BREATHER .CUBIERTA RESPIRADERO | 1 | 1 | |
| 20 | 98507-04008 | .SCREW, PAN HEAD .TORNILLO DE CABEZA CON PLANA | 8 | 8 | |
| 21 | 92907-04600 | .WASHER .ARANDELA | 8 | 8 | |
| 22 | 90480-12314 | GROMMET TAPON | 2 | 2 | |
| 23 | 6D8-11356-01 | SEAL, CYLINDER 2 RETEN ACEITE CILINDRO 2 | 1 | 1 | |
| 24 | 97095-06030 | BOLT PERNO | 14 | 14 | |
| 25 | 92995-06600 | WASHER ARANDELA | 14 | 14 | |
| 26 | 67F-11192-01 | COVER, CYLINDER HEAD 2 TAPA CULATA DE CILINDRO 2 | 1 | 1 | |
| 27 | 90159-06M29 | SCREW, WITH WASHER TORNILLO CON VALONA | 5 | 5 | |

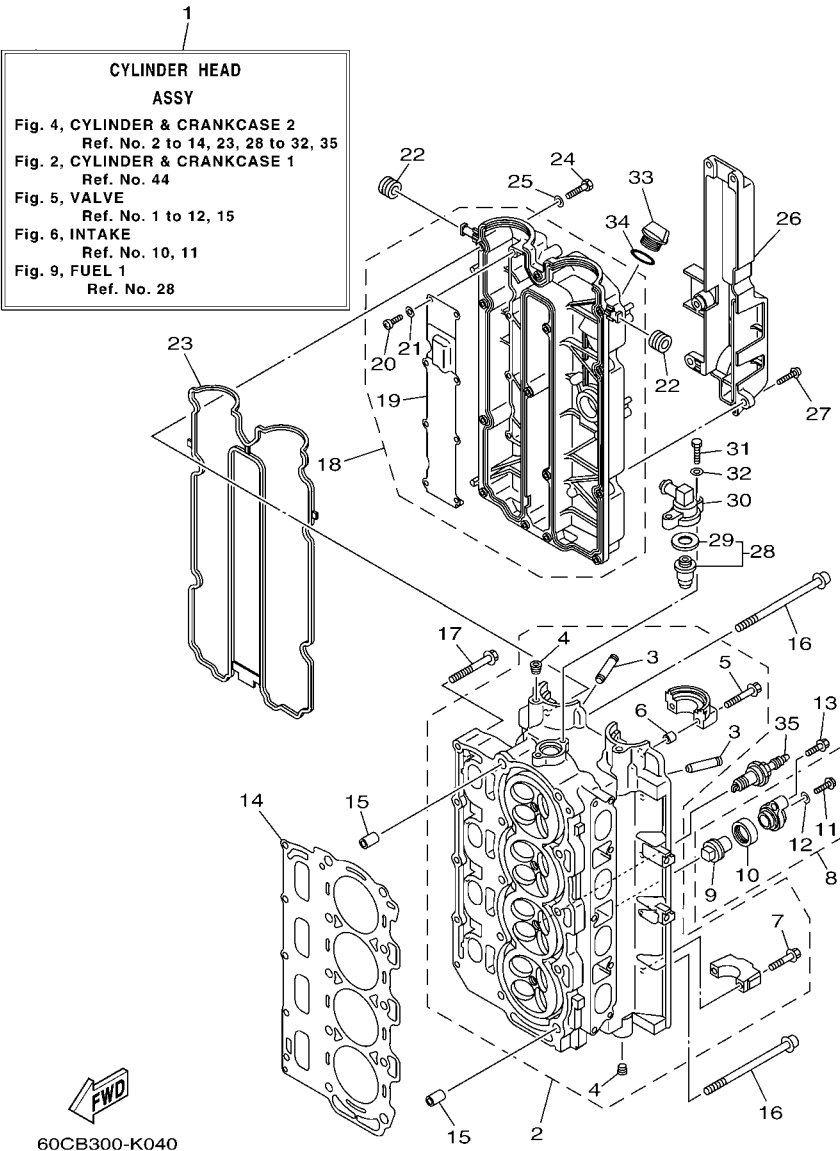
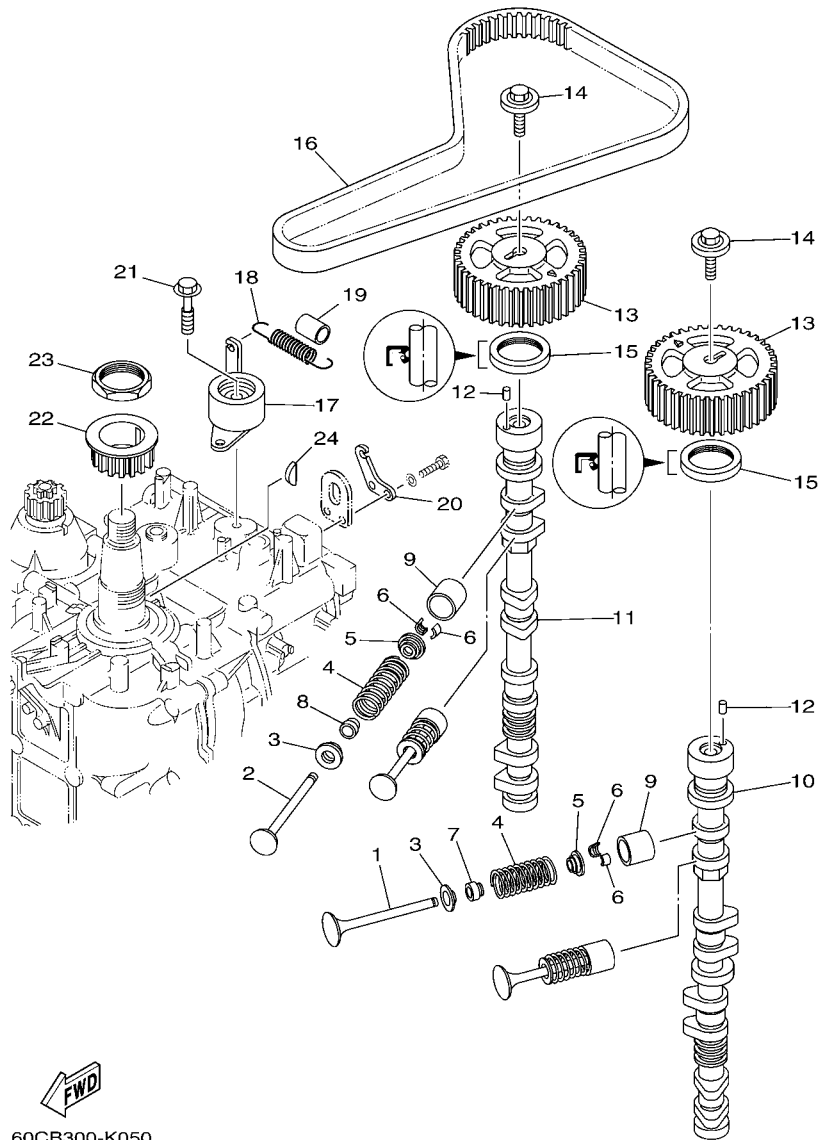


FIG. 4 CYLINDER & CRANKCASE 2 CILINDRO & CARTER 2

| REF. NO. | PART NO. CODIGO Nº | DESCRIPTION DESCRIPCION | ET | EHD | | REMARKS OBSERVACIONES |
|----------|--------------------|--|----|-----|--|-----------------------|
| 28 | 67F-12411-01 | THERMOSTAT TERMOSTAT | 1 | 1 | | |
| 29 | 67F-12412-00 | .SEAL, THERMOSTAT .SELLO TERMOSTATO | 1 | 1 | | |
| 30 | 68V-12413-00-9S | COVER, THERMOSTAT CUBIERTA TERMOSTATO | 1 | 1 | | |
| 31 | 97095-06025 | BOLT PERNO | 2 | 2 | | |
| 32 | 92995-06600 | WASHER ARANDELA | 2 | 2 | | |
| 33 | 6G8-15363-00 | PLUG, OIL TAPON DE ACEITE | 1 | 1 | | |
| 34 | 93210-24M79 | O-RING ANILLO O | 1 | 1 | | |
| 35 | 94702-00391 | PLUG, SPARK (NGK LFR5A-11) BUJIA (NGK LFR5A-11) | 4 | 4 | | |



60CB300-K050

FIG. 5 VALVE

VALVULA

| REF. NO. | PART NO. CODIGO Nº | DESCRIPTION DESCRIPCION | LT | EHD | REMARKS OBSERVACIONES |
|----------|--------------------|--|----|-----|-----------------------|
| 1 | 6D8-12111-00 | VALVE, INTAKE VALVULA DE ADMISION | 8 | 8 | |
| 2 | 6D8-12121-00 | VALVE, EXHAUST VALVULA DE ESCAPE | 8 | 8 | |
| 3 | 6D8-12116-00 | SEAT, VALVE SPRING ASIENTO RESORTE DE VALVULA | 16 | 16 | |
| 4 | 6D8-12113-00 | SPRING, VALVE INNER RESORTE VALVULA INTERNA | 16 | 16 | |
| 5 | 26H-12117-00 | RETAINER, VALVE SPRING RETEN RESORTE DE VALVULA | 16 | 16 | |
| 6 | 4G0-12118-00 | COTTER, VALVE SEGURO DE VALVULA | 32 | 32 | |
| 7 | K0A-A3721-00 | SEAL, VALVE STEM SELLO DE ACEITE VALVULA | 8 | 8 | |
| 8 | K0A-A3722-00 | SEAL, VALVE STEM 2 SELLO DE ACEITE VALVULA 2 | 8 | 8 | |
| 9 | 6D8-12153-00 | LIFTER, VALVE (12) LEVANTADOR DE VALVULA (12) | 16 | 16 | UR |
| | 6D8-12153-10 | LIFTER, VALVE (14) LEVANTADOR DE VALVULA (14) | 16 | 16 | UR |
| | 6D8-12153-20 | LIFTER, VALVE (16) LEVANTADOR DE VALVULA (16) | 16 | 16 | UR |
| | 6D8-12153-30 | LIFTER, VALVE (18) LEVANTADOR DE VALVULA (18) | 16 | 16 | UR |
| | 6D8-12153-40 | LIFTER, VALVE (20) LEVANTADOR DE VALVULA (20) | 16 | 16 | UR |
| | 6D8-12153-50 | LIFTER, VALVE (22) LEVANTADOR DE VALVULA (22) | 16 | 16 | UR |
| | 6D8-12153-60 | LIFTER, VALVE (24) LEVANTADOR DE VALVULA (24) | 16 | 16 | UR |
| | 6D8-12153-70 | LIFTER, VALVE (26) LEVANTADOR DE VALVULA (26) | 16 | 16 | UR |
| | 6D8-12153-80 | LIFTER, VALVE (28) LEVANTADOR DE VALVULA (28) | 16 | 16 | UR |
| | 6D8-12153-90 | LIFTER, VALVE (30) LEVANTADOR DE VALVULA (30) | 16 | 16 | UR |
| | 6D8-12153-A0 | LIFTER, VALVE (32) LEVANTADOR DE VALVULA (32) | 16 | 16 | UR |
| | 6D8-12153-B0 | LIFTER, VALVE (34) LEVANTADOR DE VALVULA (34) | 16 | 16 | UR |
| | 6D8-12153-C0 | LIFTER, VALVE (36) LEVANTADOR DE VALVULA (36) | 16 | 16 | UR |
| | 6D8-12153-D0 | LIFTER, VALVE (38) LEVANTADOR DE VALVULA (38) | 16 | 16 | UR |
| | 6D8-12153-E0 | LIFTER, VALVE (40) LEVANTADOR DE VALVULA (40) | 16 | 16 | UR |
| | 6D8-12153-F0 | LIFTER, VALVE (42) LEVANTADOR DE VALVULA (42) | 16 | 16 | UR |
| | 6D8-12153-G0 | LIFTER, VALVE (44) LEVANTADOR DE VALVULA (44) | 16 | 16 | UR |
| | 6D8-12153-H0 | LIFTER, VALVE (46) LEVANTADOR DE VALVULA (46) | 16 | 16 | UR |
| | 6D8-12153-J0 | LIFTER, VALVE (48) LEVANTADOR DE VALVULA (48) | 16 | 16 | UR |


 60CB300-K050

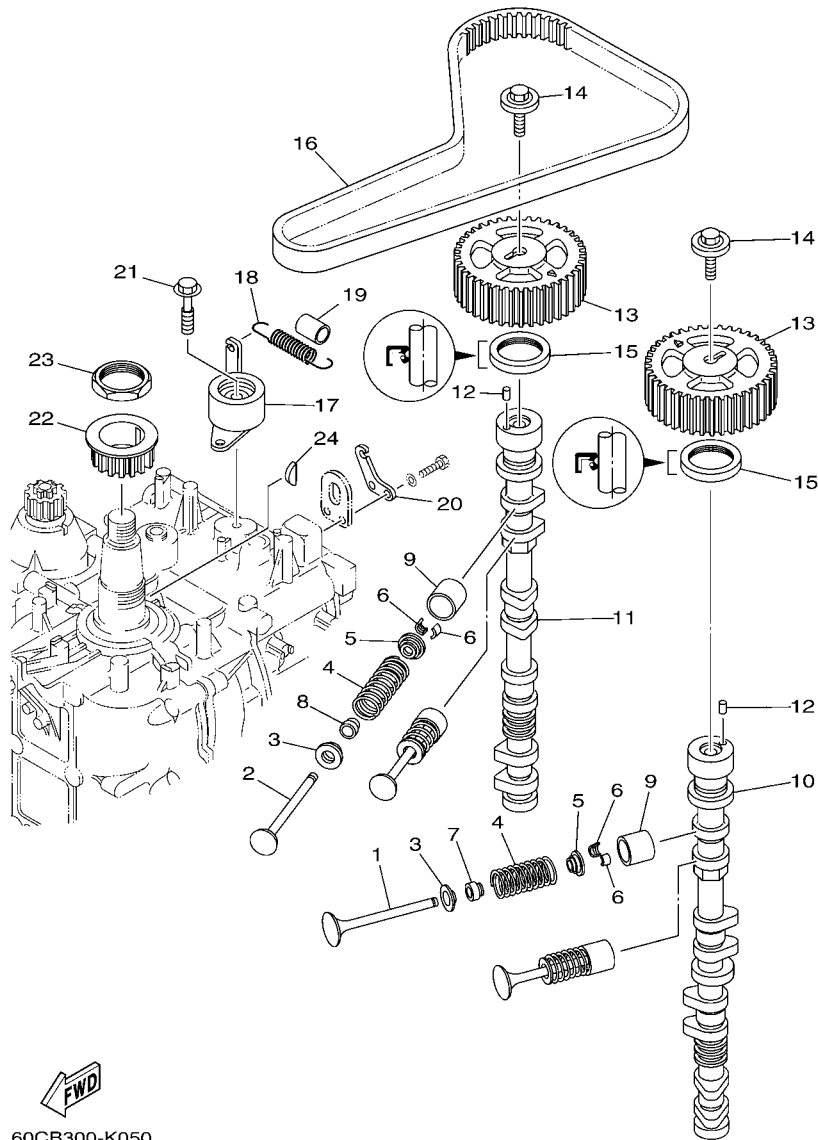
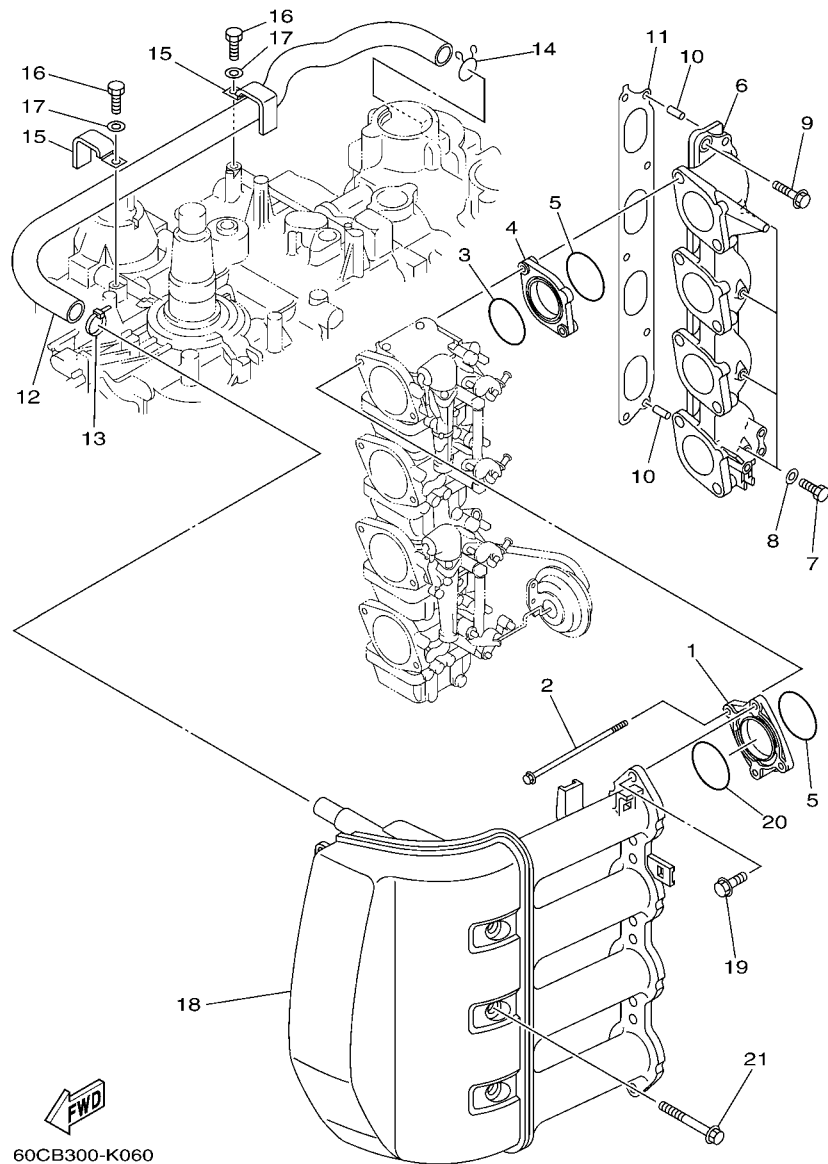


FIG. 5 VALVE

VALVULA

| REF. NO. | PART NO. CODIGO Nº | DESCRIPTION DESCRIPCION | LET | EHD | REMARKS OBSERVACIONES |
|----------|--------------------|--|-----|-----|-----------------------|
| 9 | 6D8-12153-K0 | LIFTER, VALVE (50) LEVANTADOR DE VALVULA (50) | 16 | 16 | UR UR |
| | 6D8-12153-L0 | LIFTER, VALVE (52) LEVANTADOR DE VALVULA (52) | 16 | 16 | UR UR |
| | 6D8-12153-M0 | LIFTER, VALVE (54) LEVANTADOR DE VALVULA (54) | 16 | 16 | UR UR |
| | 6D8-12153-N0 | LIFTER, VALVE (56) LEVANTADOR DE VALVULA (56) | 16 | 16 | UR UR |
| | 6D8-12153-P0 | LIFTER, VALVE (58) LEVANTADOR DE VALVULA (58) | 16 | 16 | UR UR |
| | 6D8-12153-R0 | LIFTER, VALVE (60) LEVANTADOR DE VALVULA (60) | 16 | 16 | UR UR |
| | 6D8-12153-S0 | LIFTER, VALVE (62) LEVANTADOR DE VALVULA (62) | 16 | 16 | UR UR |
| | 6D8-12153-T0 | LIFTER, VALVE (64) LEVANTADOR DE VALVULA (64) | 16 | 16 | UR UR |
| | 6D8-12153-U0 | LIFTER, VALVE (66) LEVANTADOR DE VALVULA (66) | 16 | 16 | UR UR |
| | 6D8-12153-V0 | LIFTER, VALVE (68) LEVANTADOR DE VALVULA (68) | 16 | 16 | UR UR |
| 10 | 6D9-12171-00 | CAMSHAFT 1 ARBOL DE LEVAS 1 | 1 | 1 | |
| 11 | 6D8-12181-00 | CAMSHAFT 2 ARBOL DE LEVAS 2 | 1 | 1 | |
| 12 | 93605-10108 | PIN, DOWEL PASADOR DE CLAVIJA | 2 | 2 | |
| 13 | 67F-11537-00 | GEAR, DRIVEN ENGRANAJE TRACCION | 2 | 2 | |
| 14 | 90119-10050 | BOLT, WITH WASHER TORNILLO CON ARANDELA | 2 | 2 | |
| 15 | 93102-38008 | OIL SEAL SELLO ACEITE | 2 | 2 | |
| 16 | 67F-46241-00 | BELT CORREA | 1 | 1 | |
| 17 | 67F-11590-00 | TENSIONER ASSY TENSOR COMPLET | 1 | 1 | |
| 18 | 90506-16M39 | SPRING, TENSION RESORTE DE TENSION | 1 | 1 | |
| 19 | 90445-15M03 | HOSE (L23) TUBO (L23) | 1 | 1 | |
| 20 | 67F-11595-00 | PLATE, VALVE PLACA DE VALVULA | 1 | 1 | |
| 21 | 90119-10M72 | BOLT, WITH WASHER TORNILLO CON ARANDELA | 1 | 1 | |
| 22 | 6D8-11536-00 | GEAR, DRIVE ENGRANAJE TRACCION | 1 | 1 | |
| 23 | 90170-40008 | NUT TUERCA | 1 | 1 | |
| 24 | 90280-04008 | KEY, WOODRUFF CUNA WOODRUFF | 1 | 1 | |



60CB300-K060

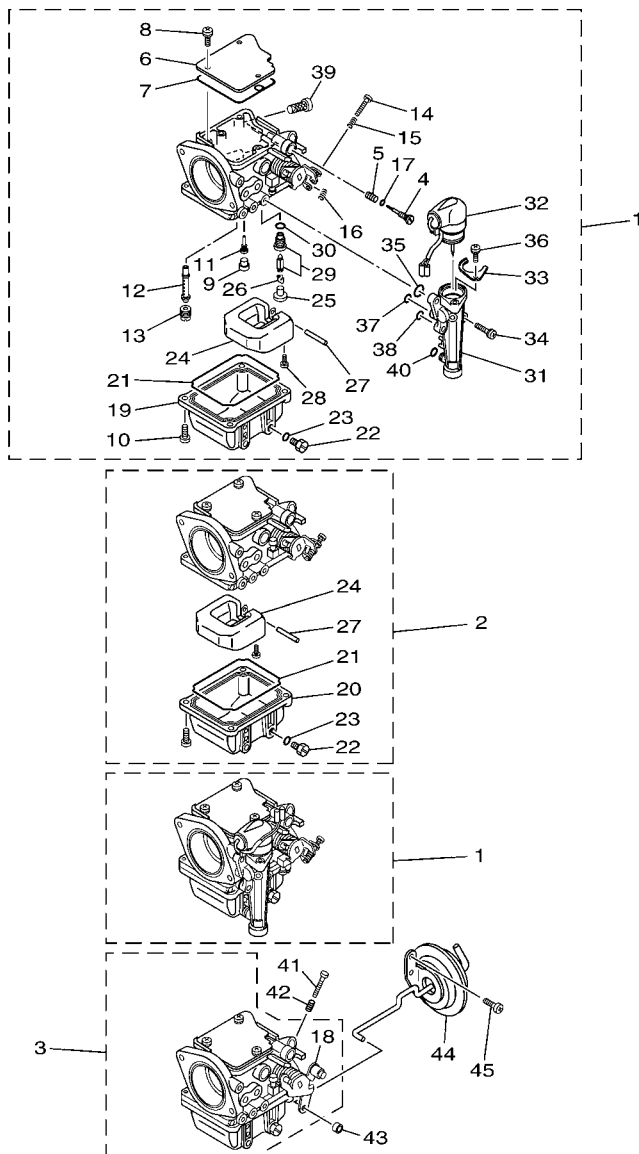
FIG. 6 INTAKE

ADMISION

| REF. NO. | PART NO. CODIGO Nº | DESCRIPTION DESCRIPCION | ET | EHD | REMARKS OBSERVACIONES |
|----------|--------------------|---|----|-----|-----------------------|
| 1 | 67F-14243-00 | PLATE PLACA | 4 | 4 | |
| 2 | 67F-14216-00 | BOLT PERNO | 8 | 8 | |
| 3 | 67F-14239-00 | SEAL SELLO | 4 | 4 | |
| 4 | 67F-14271-00 | INSULATOR AISLANTE | 4 | 4 | |
| 5 | 93210-40M10 | O-RING ANILLO O | 8 | 8 | |
| 6 | 67F-13641-00-94 | MANIFOLD 1 MULTIPLE 1 | 1 | 1 | |
| 7 | 97095-06010 | BOLT PERNO | 4 | 4 | |
| 8 | 90430-06014 | GASKET JUNTA | 4 | 4 | |
| 9 | 97575-08535 | BOLT, WITH WASHER PERNO CON ARANDELA | 5 | 5 | |
| 10 | 91690-50014 | PIN, SPRING PASADOR DE RESORTE | 2 | 2 | |
| 11 | 67F-13645-00 | GASKET, MANIFOLD 1 EMPAQUE | 1 | 1 | |
| 12 | 67F-15373-00 | PIPE, BREATHER MANGUELA DE RESPIRADERO | 1 | 1 | |
| 13 | 90465-11M10 | CLAMP BRIDA | 1 | 1 | |
| 14 | 90467-20M15 | CLIP PRESILLA | 1 | 1 | |
| 15 | 90465-12M03 | CLAMP BRIDA | 2 | 2 | |
| 16 | 97095-06012 | BOLT PERNO | 2 | 2 | |
| 17 | 92995-06600 | WASHER ARANDELA | 2 | 2 | |
| 18 | 67F-14440-00 | SILENCER ASSY, INTAKE SILENCIADOR COMPL. DE ADMISION | 1 | 1 | |
| 19 | 90119-06M82 | BOLT, WITH WASHER TORNILLO CON ARANDELA | 8 | 8 | |
| 20 | 93210-41MJ2 | O-RING ANILLO O | 4 | 4 | |
| 21 | 90119-08M59 | BOLT, WITH WASHER TORNILLO CON ARANDELA | 3 | 3 | |

FIG. 7 CARBURETOR 1

CARBURADOR 1

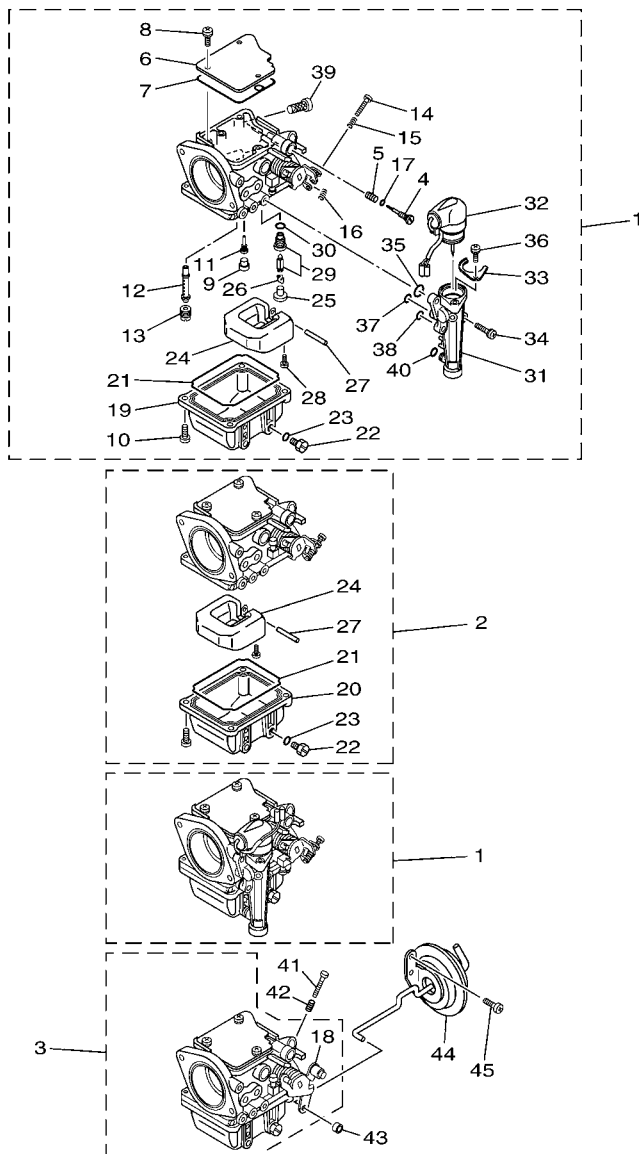


60CB300-K070

| REF. NO. | PART NO. CODIGO Nº | DESCRIPTION DESCRIPCION | LT | EHD | REMARKS OBSERVACIONES |
|----------|--------------------|---|----|-----|-----------------------|
| 1 | 60C-14901-00 | CARBURETOR ASSY 1 CARBURADOR COMPLETO 1 | 2 | 2 | #1,3 #1,3 |
| 2 | 60C-14902-00 | CARBURETOR ASSY 2 CARBURADOR COMPLETO 2 | 1 | 1 | #2 #2 |
| 3 | 60C-14904-00 | CARBURETOR ASSY 4 CARBURADOR COMPLETO 4 | 1 | 1 | #4 #4 |
| 4 | 67F-14923-00 | .SCREW, PILOT .TORNILLO DE AJUSTE | 4 | 4 | |
| 5 | 697-14555-00 | .SPRING .RESORTE | 4 | 4 | |
| 6 | 67F-14146-00 | .PLATE .PLACA SOPORTE | 4 | 4 | |
| 7 | 67F-14147-00 | .O-RING .ANILLO O | 4 | 4 | |
| 8 | 97803-04010 | .SCREW, PAN HEAD .TORNILLO CABEZA ABULTADA | 12 | 12 | |
| 9 | 676-14966-00 | .CAP .TAPA | 4 | 4 | |
| 10 | 97980-04114 | .SCREW, WITH WASHER .TORNILLO CON ARANDELA | 16 | 16 | |
| 11 | 67F-14948-04 | .JET (#42) .INYECTOR (#42) | 4 | 4 | |
| 12 | 67F-14947-00 | .JET, NEEDLE .INYECTOR DE AGUJA | 4 | 4 | |
| 13 | 67F-14943-83 | .JET, MAIN (#128) .INYECTOR PRINCIPAL (#128) | 4 | 4 | |
| 14 | 67F-14567-00 | .SCREW .TORNILLO | 3 | 3 | #1,2,3 #1,2,3 |
| 15 | 67F-14555-00 | .SPRING .RESORTE | 3 | 3 | #1,2,3 #1,2,3 |
| 16 | 67F-14556-00 | .SPRING .RESORTE | 3 | 3 | #1,2,3 #1,2,3 |
| 17 | 67F-14397-00 | .O-RING .ANILLO O | 4 | 4 | |
| 18 | 6H2-14578-00 | .COLLAR .COLLAR | 1 | 1 | #4 #4 |
| 19 | 67F-14980-00 | .BODY, FLOAT CHAMBER .CUERPO CAMARA DE BOIA | 2 | 2 | #1,3 #1,3 |
| 20 | 67F-14980-10 | .BODY, FLOAT CHAMBER .CUERPO CAMARA DE BOIA | 2 | 2 | #2,4 #2,4 |
| 21 | 67F-14984-00 | .GASKET, FLOAT CHAMBER .EMPAQUE CAMARA DE BOIA | 4 | 4 | |
| 22 | 6H3-14992-00 | .SCREW, DRAIN .TORNILLO, SEGURO | 4 | 4 | |
| 23 | 93210-04230 | .O-RING .ANILLO O | 4 | 4 | |
| 24 | 6H4-14985-01 | .FLOAT .BOIA | 4 | 4 | |
| 25 | 676-14186-00 | .PIN, FLOAT .PASADOR DE LA BOYA | 4 | 4 | |
| 26 | 67F-14159-00 | .CLIP .PRESILLA | 4 | 4 | |
| 27 | 6H4-14548-00 | .PIN, FLOAT ARM .PASADOR DE BRAZO DE BOIA | 4 | 4 | |

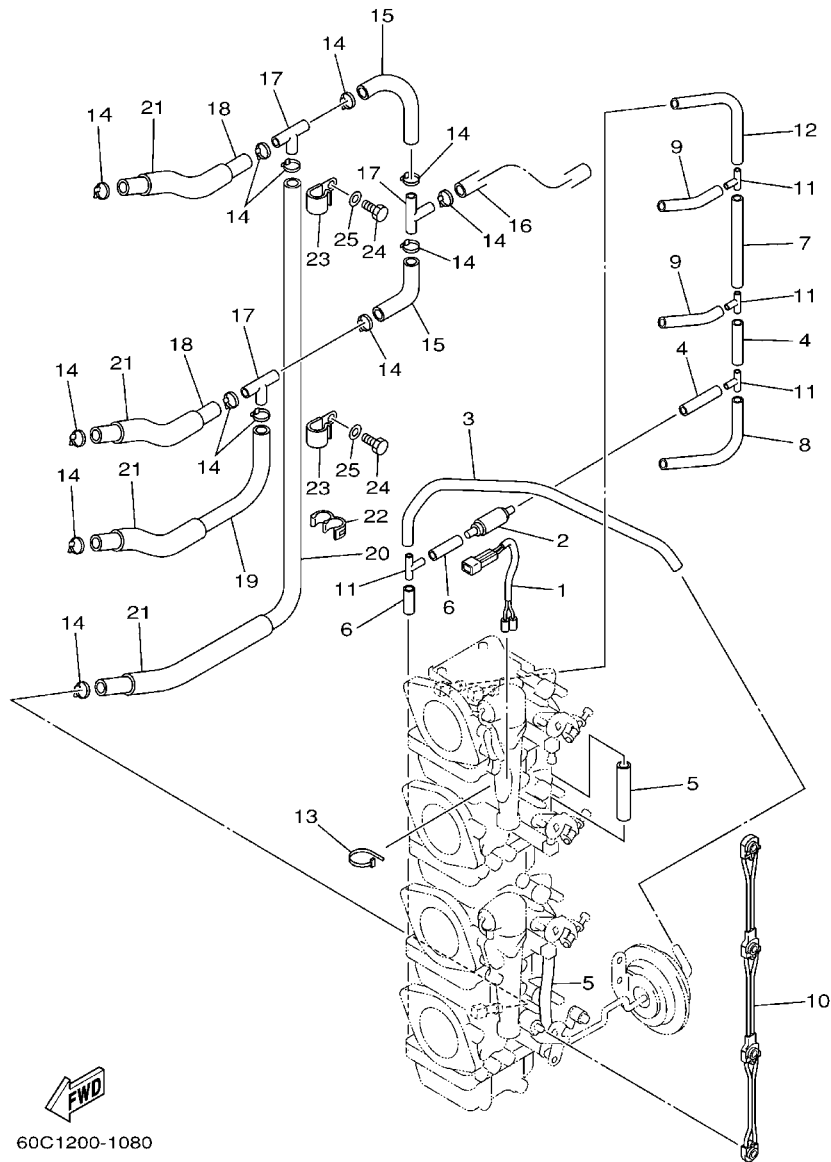
FIG. 7 CARBURETOR 1

CARBURADOR 1



60CB300-K070

| REF. NO. | PART NO. CODIGO Nº | DESCRIPTION DESCRIPCION | LT | EHD | REMARKS OBSERVACIONES |
|----------|--------------------|--|----|-----|-----------------------|
| 28 | 98580-04008 | .SCREW, PAN HEAD .TORNILLO DE CABEZA CRUZADA | 4 | 4 | |
| 29 | 60C-14590-02 | .NEEDLE VALVE ASSY .VALVULA DE AGUJA COMPLETA | 4 | 4 | |
| 30 | 93210-04228 | .O-RING .ANILLO O | 4 | 4 | |
| 31 | 67F-14378-00 | .BODY, STARTER .CUERPO CAMARA DE ARRANQUE | 2 | 2 | #1,3 |
| 32 | 67F-14380-01 | .PRIME STARTER ASSY .JUEGO DE VALVULA DE ARRANQUE | 2 | 2 | #1,3 |
| 33 | 67F-14178-00 | .PLATE, STARTER LEVER .PLACA DE PALANCA DE ARRANQUE | 2 | 2 | #1,3 |
| 34 | 67F-14592-00 | .SCREW .TORNILLO | 6 | 6 | #1,3 |
| 35 | 67F-14398-00 | .O-RING .ANILLO O | 2 | 2 | #1,3 |
| 36 | 67F-14565-00 | .SCREW .TORNILLO | 2 | 2 | #1,3 |
| 37 | 67F-14398-10 | .O-RING .ANILLO O | 2 | 2 | #1,3 |
| 38 | 67F-14398-20 | .O-RING .ANILLO O | 2 | 2 | #1,3 |
| 39 | 67F-14371-01 | .ELEMENT, FILTER .ELEMENTO DEL FILTRO | 4 | 4 | |
| 40 | 67F-14398-30 | .O-RING .ANILLO O | 2 | 2 | #1,3 |
| 41 | 63V-14523-00 | SCREW, STOP TORNILLO DE TOPE | 1 | 1 | #4 |
| 42 | 90501-10326 | SPRING, COMPRESSION RESORTE DE COMPRESION | 1 | 1 | #4 |
| 43 | 67F-14998-00 | BUSH BUJE | 1 | 1 | #4 |
| 44 | 67F-14369-00 | DIAPHRAGM ASSY 2 DIAFRAGMA COMPLETO 2 | 1 | 1 | #4 |
| 45 | 67F-14325-00 | SCREW, PAN HEAD TORNILLO CABEZA REDONDA | 2 | 2 | #4 |

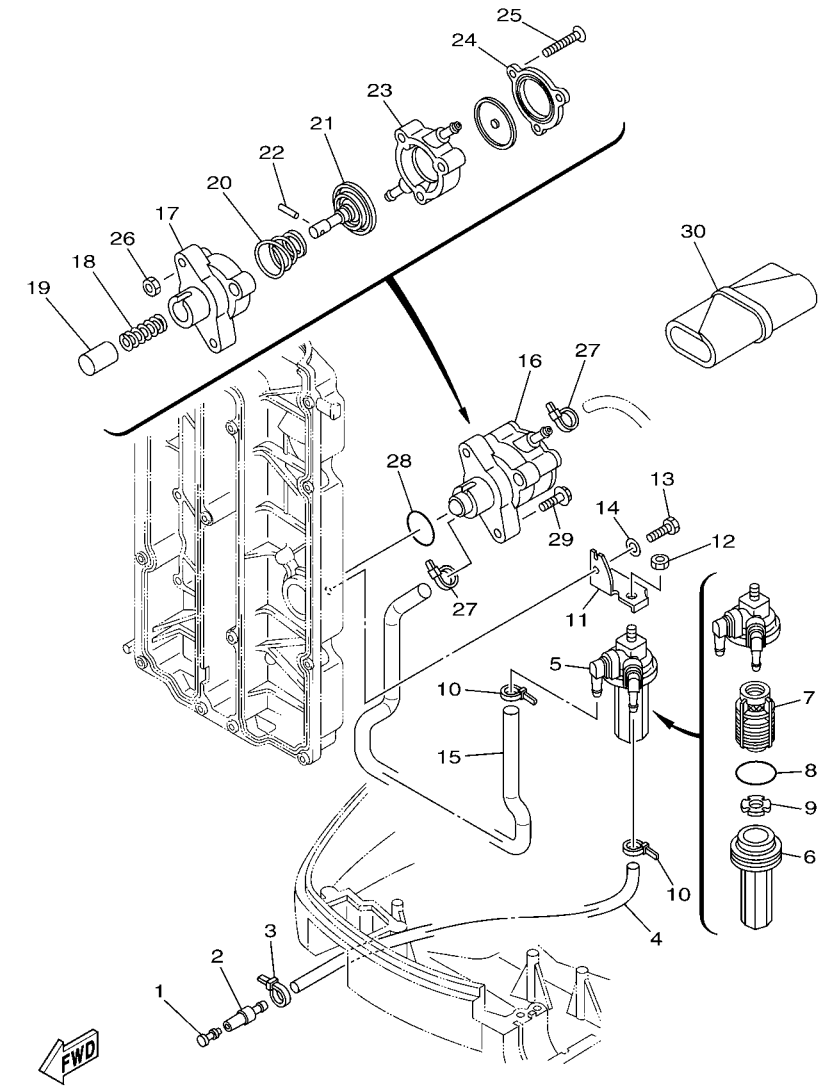


60C1200-1080

FIG. 8 CARBURETOR 2

CARBURADOR 2

| REF. NO. | PART NO. CODIGO Nº | DESCRIPTION DESCRIPCION | ET | EHD | REMARKS OBSERVACIONES |
|----------|--------------------|---|----|-----|-----------------------|
| 1 | 67F-1412A-00 | WIRE HARNESS ASSY CONJUNTO DE CABLES | 1 | 1 | |
| 2 | 67F-13183-00 | VALVE, CHECK VALVULA DE RETENTION | 1 | 1 | |
| 3 | 67F-14349-00 | PIPE TUBO | 1 | 1 | |
| 4 | 67F-14349-10 | PIPE TUBO | 2 | 2 | |
| 5 | 67F-14349-20 | PIPE TUBO | 2 | 2 | |
| 6 | 67F-14349-30 | PIPE TUBO | 2 | 2 | |
| 7 | 67F-14349-40 | PIPE TUBO | 1 | 1 | |
| 8 | 67F-14349-50 | PIPE TUBO | 1 | 1 | |
| 9 | 67F-14349-60 | PIPE TUBO | 2 | 2 | |
| 10 | 67F-14585-00 | ROD, CHOKE VARILLA DE CEBADOR | 1 | 1 | |
| 11 | 67F-14189-00 | CONNECTOR CONECTOR | 4 | 4 | |
| 12 | 67F-14349-70 | PIPE TUBO | 1 | 1 | |
| 13 | 90465-11M59 | CLAMP BRIDA | 1 | 1 | |
| 14 | 68F-24356-00 | CLIP, PIPE 1 PRESILLA DE TUBO 1 | 13 | 13 | |
| 15 | 60C-14294-00 | HOSE MANGUERA | 2 | 2 | |
| 16 | 60C-14298-00 | PIPE TUBO | 1 | 1 | |
| 17 | 688-24378-00 | PIPE, JOINT 3 TUBO DE UNION 3 | 3 | 3 | |
| 18 | 90445-10M16 | HOSE (L120) TUBO (L120) | 2 | 2 | |
| 19 | 90445-10MG6 | HOSE (L180) TUBO (L180) | 1 | 1 | |
| 20 | 90445-10MG7 | HOSE (L350) TUBO (L350) | 1 | 1 | |
| 21 | 90445-16M07 | HOSE (L80) TUBO (L80) | 4 | 4 | |
| 22 | 90464-10M57 | CLAMP BRIDA | 1 | 1 | |
| 23 | 90465-08M83 | CLAMP BRIDA | 2 | 2 | |
| 24 | 97095-06012 | BOLT PERNO | 2 | 2 | |
| 25 | 92995-06600 | WASHER ARANDELA | 2 | 2 | |



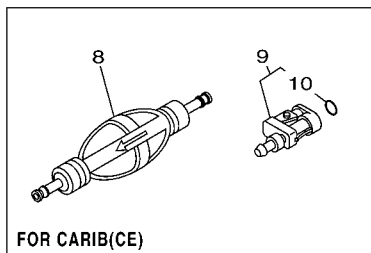
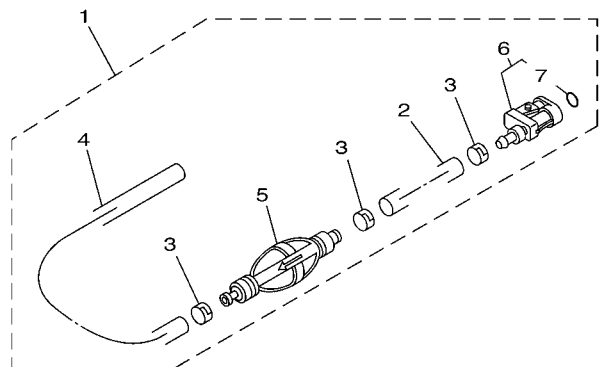
6S07010-K090

FIG. 9 FUEL 1 COMBUSTIBLE 1

| REF. NO. | PART NO. CODIGO Nº | DESCRIPTION DESCRIPCION | ET | EHD | REMARKS OBSERVACIONES |
|----------|--------------------|--|----|-----|-----------------------|
| 1 | 689-85547-00 | DAMPER AMORTIGUADOR | 1 | 1 | |
| 2 | 6R3-24377-00 | PIPE, JOINT 2 TUBO DE UNION 2 | 1 | 1 | |
| 3 | 90465-11M10 | CLAMP BRIDA | 1 | 1 | |
| 4 | 90445-13M27 | HOSE (L950) TUBO (L950) | 1 | 1 | |
| 5 | 60C-24560-00 | FILTER ASSY FILTRO COMPLETO | 1 | 1 | |
| 6 | 68V-24521-01 | .CUP, FILTER .COPA DE FILTRO | 1 | 1 | |
| 7 | 61N-24563-00 | .ELEMENT, FILTER .ELEMENTO DEL FILTRO | 1 | 1 | |
| 8 | 93210-32738 | .O-RING .ANILLO O | 1 | 1 | |
| 9 | 68V-24469-01 | .FLOAT, WATER LEVEL .BOIA | 1 | 1 | |
| 10 | 90465-11M10 | CLAMP BRIDA | 2 | 2 | |
| 11 | 60C-24566-00 | BRACKET, FILTER SOPORTE DEL FILTRO | 1 | 1 | |
| 12 | 95380-08600 | NUT TUERCA | 1 | 1 | |
| 13 | 97095-06016 | BOLT PERNO | 1 | 1 | |
| 14 | 92995-06600 | WASHER ARANDELA | 1 | 1 | |
| 15 | 6D8-24311-00 | PIPE, FUEL 1 TUBO DE COMBUSTIBLE 1 | 1 | 1 | |
| 16 | 6D8-24410-00 | FUEL PUMP ASSY BOMBA DE COMBUSTIBLE COMPLETA | 1 | 1 | |
| 17 | 68V-24412-00 | .BODY 1 .CUERPO 1 | 1 | 1 | |
| 18 | 68V-24454-00 | .SPRING .RESORTE | 1 | 1 | |
| 19 | 63P-13131-00 | .PLUNGER .ESPACIADOR | 1 | 1 | |
| 20 | 68V-24423-00 | .SPRING, DIAPHRAGM .RESORTE DE DIAFRAGMA | 1 | 1 | |
| 21 | 68V-24411-00 | .DIAPHRAGM .DIAFRAGMA | 1 | 1 | |
| 22 | 68V-24374-00 | .PIN .PASADOR | 1 | 1 | |
| 23 | 68V-24413-00 | .BODY 2 .CUERPO 2 | 1 | 1 | |
| 24 | 6D8-24414-00 | .BODY 3 .CUERPO 3 | 1 | 1 | |
| 25 | 68V-24444-00 | .SCREW .TORNILLO | 3 | 3 | |
| 26 | 68V-24149-00 | .NUT .TUERCA | 3 | 3 | |
| 27 | 90465-11M10 | CLAMP BRIDA | 2 | 2 | |

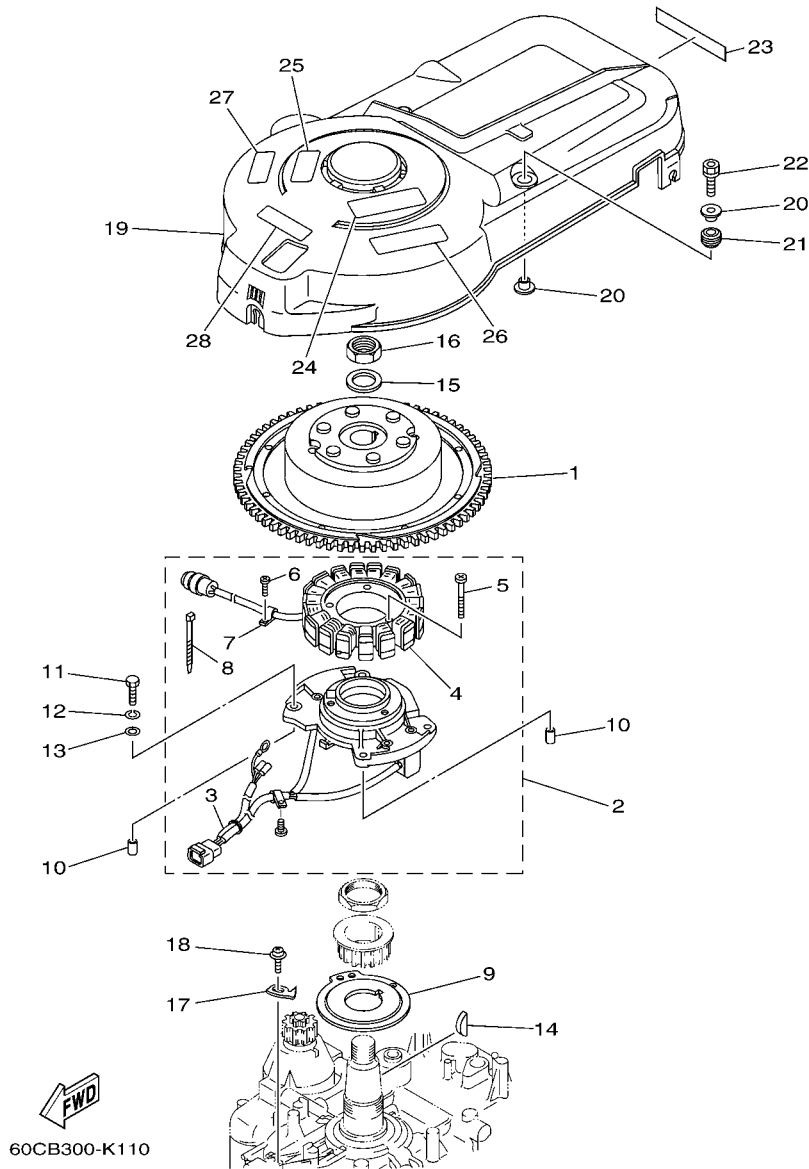
FIG. 10 FUEL 2

COMBUSTIBLE 2



| REF. NO. | PART NO. CODIGO Nº | DESCRIPTION DESCRIPCION | ET | EHD | REMARKS OBSERVACIONES |
|----------|--------------------|---|----|-----|--|
| 1 | 6Y2-24306-45 | FUEL PIPE COMP. 1 TUBO COMBUST. COMPL 1 | 1 | 1 | AP EXCEPT CAR(CE) AP EXCEPT CAR(CE) |
| 2 | 90445-13M01 | .HOSE (L2050) .MANGUERA (L2050) | 1 | 1 | |
| 3 | 6E5-24351-51 | .BAND 1 .ABRAZADERA 1 | 3 | 3 | |
| 4 | 90445-13M35 | .HOSE (L250) .MANGUERA (L250) | 1 | 1 | |
| 5 | 6Y2-24360-60 | .PRIMER PUMP ASSY .SOPORTE BOMBA | 1 | 1 | |
| 6 | 6Y2-24305-06 | .FUEL PIPE JOINT COMP. 2 .CONECTOR MANGUERA COMBUST. 2 | 1 | 1 | |
| 7 | 93210-08287 | ..O-RING ..ANILLO O | 1 | 1 | |
| 8 | 6Y2-24360-70 | PRIMER PUMP ASSY SOPORTE BOMBA | 1 | | AP FOR CAR(CE) AP FOR CAR(CE) |
| 9 | 6Y2-24305-06 | FUEL PIPE JOINT COMP. 2 CONECTOR MANGUERA COMBUST. 2 | 1 | | AP FOR CAR(CE) AP FOR CAR(CE) |
| 10 | 93210-08287 | .O-RING .ANILLO O | 1 | | |


60CB200-K100



60CB300-K110

FIG. 11 GENERATOR

GENERADOR

| REF. NO. | PART NO. CODIGO N° | DESCRIPTION DESCRIPCION | ET | EHD | REMARKS OBSERVACIONES |
|----------|--------------------|--|----|-----|----------------------------------|
| 1 | 67F-85550-00 | ROTOR ASSY ROTOR COMPLETO | 1 | 1 | |
| 2 | 67F-85560-01 | BASE ASSY CONJUNTO BASE | 1 | 1 | |
| 3 | 67F-85580-00 | .COIL, PULSER .BOBINA DE PULSACION | 1 | 1 | |
| 4 | 67F-85510-01 | .STATOR ASSY .ESTATOR COMPLETO | 1 | 1 | |
| 5 | 63D-81345-20 | .SCREW, WITH WASHER (M6X30) .TORNILLO, CON ARANDELA (M6X30) | 3 | 3 | |
| 6 | 97607-04110 | .SCREW, WITH WASHER .TORNILLO CAB CON PLANA C/ARAN | 1 | 1 | |
| 7 | 445-81328-20 | .CLAMP .GRAMPA | 1 | 1 | |
| 8 | 66T-81328-00 | .CLAMP .GRAMPA | 1 | 1 | |
| 9 | 67F-81673-00 | ROTOR ROTOR | 1 | 1 | |
| 10 | 99530-08012 | PIN, DOWEL PASADOR, DE ESPIGA | 2 | 2 | |
| 11 | 97095-06030 | BOLT PERNO | 4 | 4 | |
| 12 | 92995-06100 | WASHER, SPRING ARANDELA | 4 | 4 | |
| 13 | 92995-06600 | WASHER ARANDELA | 4 | 4 | |
| 14 | 90280-05015 | KEY, WOODRUFF CUNA WOODRUFF | 1 | 1 | |
| 15 | 90201-24014 | WASHER, PLATE ARANDELA PLANA | 1 | 1 | |
| 16 | 90179-24002 | NUT TUERCA | 1 | 1 | |
| 17 | 6D8-81332-00 | PLATE, TIMING PLACA REGULADOR DE TIEMPO | 1 | 1 | |
| 18 | 97985-06210 | SCREW, WITH WASHER TORNILLO, CON ARANDELA | 1 | 1 | |
| 19 | 67F-81337-01 | COVER, FLYWHEEL CUBIERTA DE VOLANTE | 1 | 1 | |
| 20 | 90387-06M71 | COLLAR ESPACIADOR | 4 | 4 | |
| 21 | 90480-15M31 | GROMMET TAPON | 2 | 2 | |
| 22 | 90119-06M92 | BOLT, WITH WASHER TORNILLO CON ARANDELA | 2 | 2 | |
| 23 | 68V-13437-62 | MARK, CAUTION MARKER | 1 | 1 | |
| 24 | 6AH-81995-40 | LABEL, WARNING ETIQUETA DE PRECAUCION | 1 | 1 | |
| 25 | 6AH-81995-50 | LABEL, WARNING ETIQUETA DE PRECAUCION | 1 | 1 | ET-FOR CAR,MEX ET-FOR CAR,MEX |
| 26 | 6AH-81994-40 | LABEL, SAFETY ETIQUETA DE SEGURIDAD | 1 | 1 | |
| 27 | 6AH-81994-50 | LABEL, SAFETY ETIQUETA DE SEGURIDAD | 1 | 1 | ET-FOR CAR,MEX ET-FOR CAR,MEX |

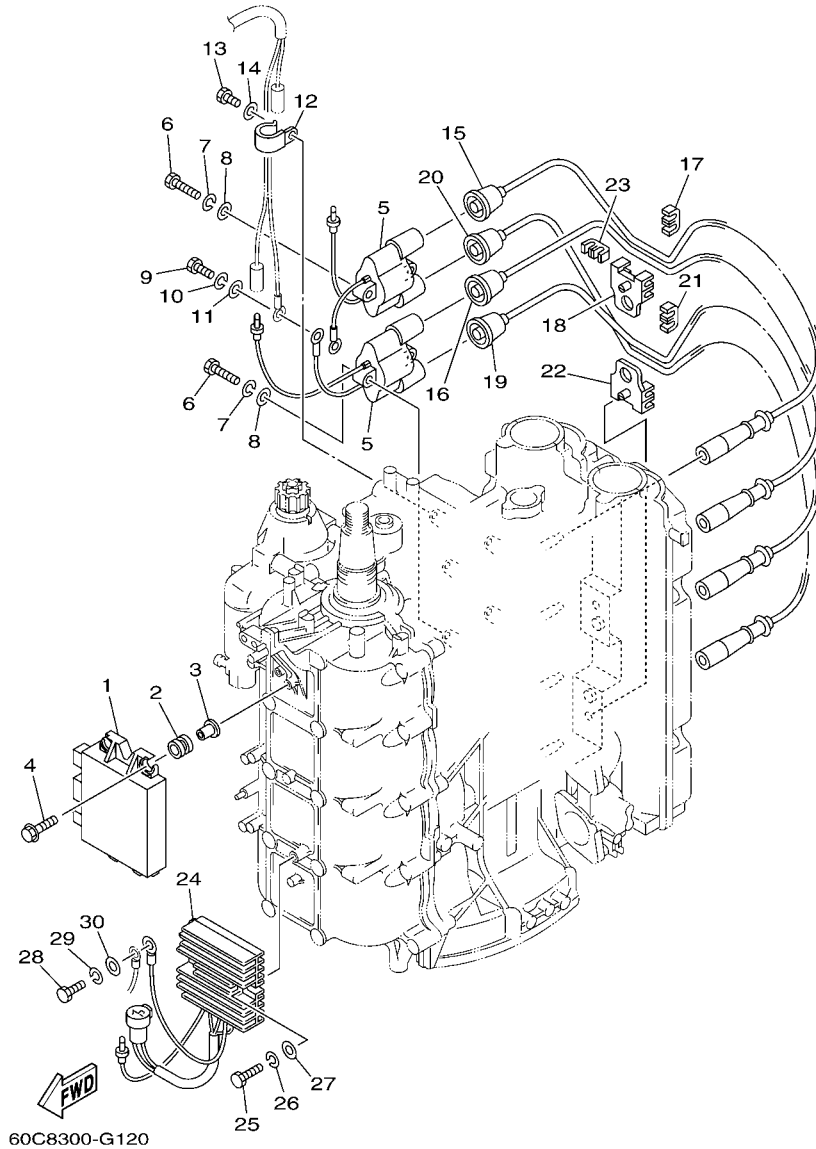


FIG. 12 ELECTRICAL 1

EQUIPO ELECTRICO 1

| REF. NO. | PART NO. CODIGO Nº | DESCRIPTION DESCRIPCION | ET | EHD | REMARKS OBSERVACIONES |
|----------|--------------------|--|----|-----|-----------------------|
| 1 | 67F-85540-03 | C.D.I. UNIT ASSY UNIDAD C.D.I. COMPLETA | 1 | 1 | |
| 2 | 68V-82317-00 | DAMPER, IGNITION COIL AMORTIGUADOR BOBINA ENCENDIDO | 4 | 4 | |
| 3 | 90387-06119 | COLLAR ESPACIADOR | 4 | 4 | |
| 4 | 90119-06M59 | BOLT, WITH WASHER TORNILLO CON ARANDELA | 4 | 4 | |
| 5 | 67F-85570-00 | IGNITION COIL ASSY BOBINA DE IGNICION COMPLETO | 2 | 2 | |
| 6 | 97095-06030 | BOLT PERNO | 4 | 4 | |
| 7 | 92995-06100 | WASHER, SPRING ARANDELA | 4 | 4 | |
| 8 | 92995-06600 | WASHER ARANDELA | 4 | 4 | |
| 9 | 97095-06020 | BOLT PERNO | 1 | 1 | |
| 10 | 92995-06100 | WASHER, SPRING ARANDELA | 1 | 1 | |
| 11 | 92995-06600 | WASHER ARANDELA | 1 | 1 | |
| 12 | 90465-06M86 | CLAMP BRIDA | 1 | 1 | |
| 13 | 97095-06012 | BOLT PERNO | 1 | 1 | |
| 14 | 92995-06600 | WASHER ARANDELA | 1 | 1 | |
| 15 | 67F-82341-00 | CORD, HIGH TENSION 1 CABLE DE ALTA TENSION 1 | 1 | 1 | #1 |
| 16 | 67F-82342-00 | CORD, HIGH TENSION 2 CABLE DE ALTA TENSION 2 | 1 | 1 | #2 |
| 17 | 67F-82361-00 | CLAMP, CORD GRAMPA DE CABLE | 1 | 1 | |
| 18 | 67F-82362-00 | CLAMP, CORD 2 GRAMPA DE CABLE 2 | 1 | 1 | |
| 19 | 67F-82343-00 | CORD, HIGH TENSION 3 CABLE DE ALTA TENSION 3 | 1 | 1 | #3 |
| 20 | 67F-82344-00 | CORD, HIGH TENSION 4 CABLE DE ALTA TENSION 4 | 1 | 1 | #4 |
| 21 | 67F-82361-00 | CLAMP, CORD GRAMPA DE CABLE | 1 | 1 | |
| 22 | 67F-82362-00 | CLAMP, CORD 2 GRAMPA DE CABLE 2 | 1 | 1 | |
| 23 | 67F-82361-00 | CLAMP, CORD GRAMPA DE CABLE | 1 | 1 | |
| 24 | 67F-81960-12 | RECTIFIER & REGULATOR ASSY RECTIFICADOR Y REGULADOR | 1 | 1 | |
| 25 | 97095-06025 | BOLT PERNO | 2 | 2 | |
| 26 | 92995-06100 | WASHER, SPRING ARANDELA | 2 | 2 | |
| 27 | 92995-06600 | WASHER ARANDELA | 2 | 2 | |

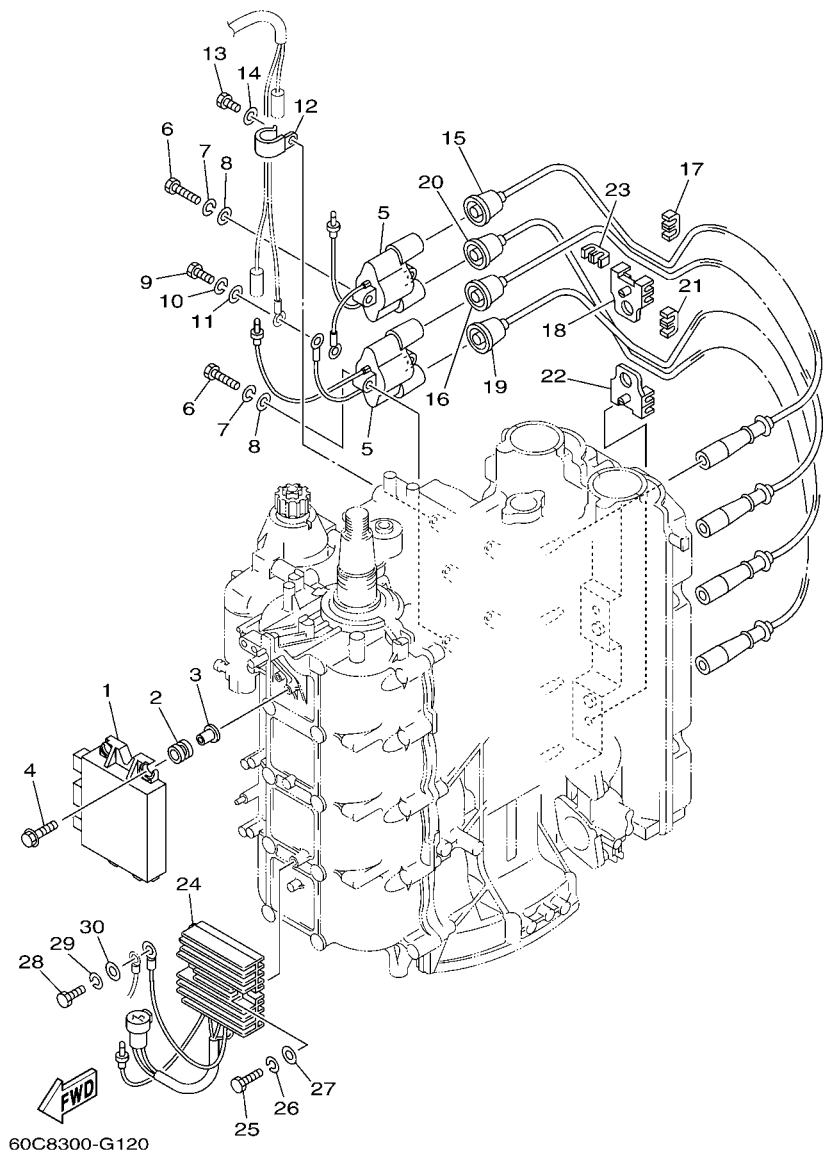


FIG. 12 ELECTRICAL 1

EQUIPO ELECTRICO 1

| REF. NO. | PART NO. CODIGO Nº | DESCRIPTION DESCRIPCION | ET | EHD | | | REMARKS OBSERVACIONES |
|----------|--------------------|----------------------------|----|-----|--|--|-----------------------|
| 28 | 97095-06016 | BOLT PERNO | 1 | 1 | | | |
| 29 | 92995-06100 | WASHER, SPRING ARANDELA | 1 | 1 | | | |
| 30 | 92995-06600 | WASHER ARANDELA | 1 | 1 | | | |
| ----- | | | | | | | |
| ----- | | | | | | | |
| ----- | | | | | | | |
| ----- | | | | | | | |
| ----- | | | | | | | |
| ----- | | | | | | | |
| ----- | | | | | | | |
| ----- | | | | | | | |
| ----- | | | | | | | |
| ----- | | | | | | | |

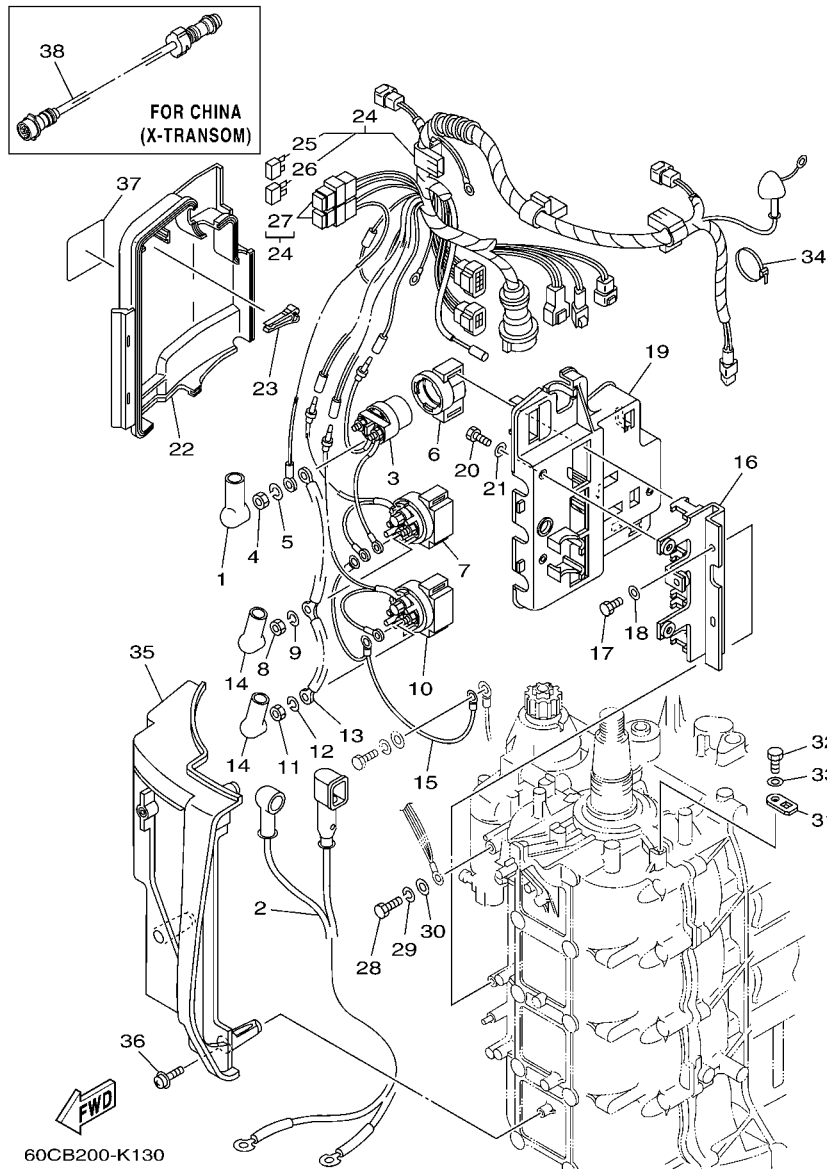


FIG. 13 ELECTRICAL 2

EQUIPO ELECTRICO 2

| REF. NO. | PART NO. CODIGO Nº | DESCRIPTION DESCRIPCION | ET | EHD | REMARKS OBSERVACIONES |
|----------|--------------------|---|----|-----|-----------------------|
| 1 | 682-82119-01 | COVER, LEAD WIRE CUBIERTA DE CABLE CONDUCTOR | 2 | | |
| 2 | 67F-82105-00 | WIRE HARNESS ARNES DE CABLES | 1 | | |
| 3 | 6G1-8194A-10 | RELAY RELE | 1 | | |
| 4 | 90170-06M30 | NUT TUERCA | 2 | | |
| 5 | 90204-06M00 | WASHER, SPRING ARANDELA DE RESORTE | 2 | | |
| 6 | 6G1-81952-00 | HOLDER, RELAY SOSTEN DE RELE | 1 | | |
| 7 | 6E5-8195B-01 | RELAY ASSY RELE COMPLETO | 1 | | |
| 8 | 90170-06M30 | NUT TUERCA | 3 | | |
| 9 | 90204-06M00 | WASHER, SPRING ARANDELA DE RESORTE | 3 | | |
| 10 | 6E5-8195C-01 | RELAY ASSY RELE COMPLETO | 1 | | |
| 11 | 90170-06M30 | NUT TUERCA | 3 | | |
| 12 | 90204-06M00 | WASHER, SPRING ARANDELA DE RESORTE | 3 | | |
| 13 | 66T-87149-00 | CONNECTOR CONECTOR | 1 | | |
| 14 | 6G5-82119-00 | COVER, LEAD WIRE CUBIERTA DE CABLE CONDUCTOR | 2 | | |
| 15 | 67F-82116-00 | WIRE, MINUS LEAD CABLE CONDUCTOR NEGATIVO | 1 | | |
| 16 | 67F-81953-00 | STAY, RELAY SOPORTE DE RELE | 1 | | |
| 17 | 97095-06016 | BOLT PERNO | 2 | | |
| 18 | 92995-06600 | WASHER ARANDELA | 2 | | |
| 19 | 67F-81948-01 | BRACKET SOPORTE | 1 | | |
| 20 | 97095-06016 | BOLT PERNO | 3 | | |
| 21 | 92995-06600 | WASHER ARANDELA | 3 | | |
| 22 | 67F-81942-00 | COVER CUBIERTA | 1 | | |
| 23 | 67F-2812A-00 | PULLER, FUSE TIRADOR DE FUSIBLE | 1 | | |
| 24 | 60C-82590-10 | WIRE HARNESS ASSY CONJUNTO DE CABLES | 1 | | |
| 25 | 67F-82151-00 | .FUSE (20A) .FUSIBLE (20A) | 2 | | |
| 26 | 67F-82151-10 | .FUSE (30A) .FUSIBLE (30A) | 2 | | |
| 27 | 67F-8215B-00 | .CAP (BLACK) .TAPA (NEGRO) | 2 | | |

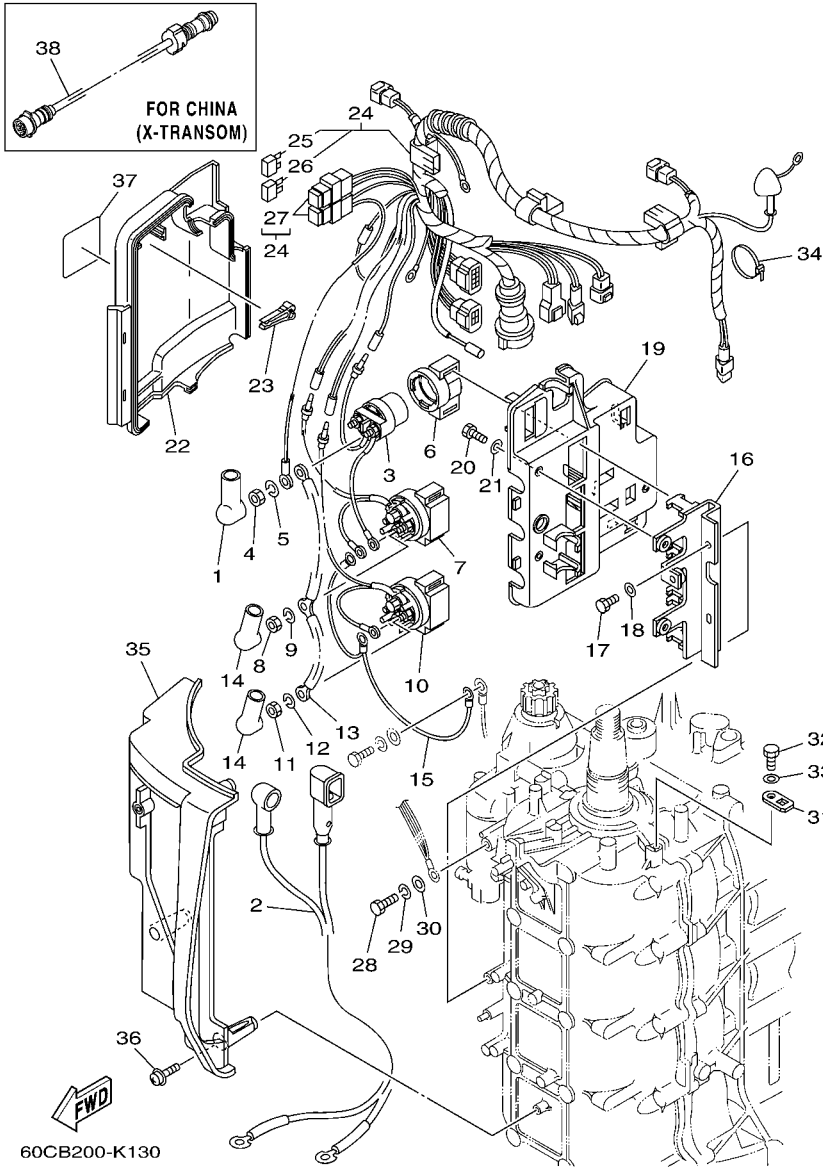


FIG. 13 ELECTRICAL 2

EQUIPO ELECTRICO 2

| REF. NO. | PART NO. CODIGO N° | DESCRIPTION DESCRIPCION | ET | EHD | REMARKS OBSERVACIONES |
|----------|--------------------|---|----|-----|--|
| 28 | 97095-06016 | BOLT PERNO | 1 | | |
| 29 | 92995-06100 | WASHER, SPRING ARANDELA | 1 | | |
| 30 | 92995-06600 | WASHER ARANDELA | 1 | | |
| 31 | 67F-82588-00 | PLATE PLACA | 3 | | |
| 32 | 97095-06012 | BOLT PERNO | 3 | | |
| 33 | 92995-06600 | WASHER ARANDELA | 3 | | |
| 34 | 90465-13M11 | CLAMP BRIDA | 1 | | |
| 35 | 67F-81916-02 | COVER, TERMINAL CUBIERTA DE TERMINAL | 1 | | |
| 36 | 90159-06M29 | SCREW, WITH WASHER TORNILLO CON VALONA | 3 | | |
| 37 | 67F-83626-00 | MARK 6 MARCA 6 | 1 | | |
| 38 | 688-8258A-10 | EXTENSION, WIRE HARNESS (2M) EXTENSION, ARNES DE CABLES (2M) | 1 | | AP FOR CHN-X (10P) AP FOR CHN-X (10P) |
| | | | | | |
| | | | | | |
| | | | | | |
| | | | | | |

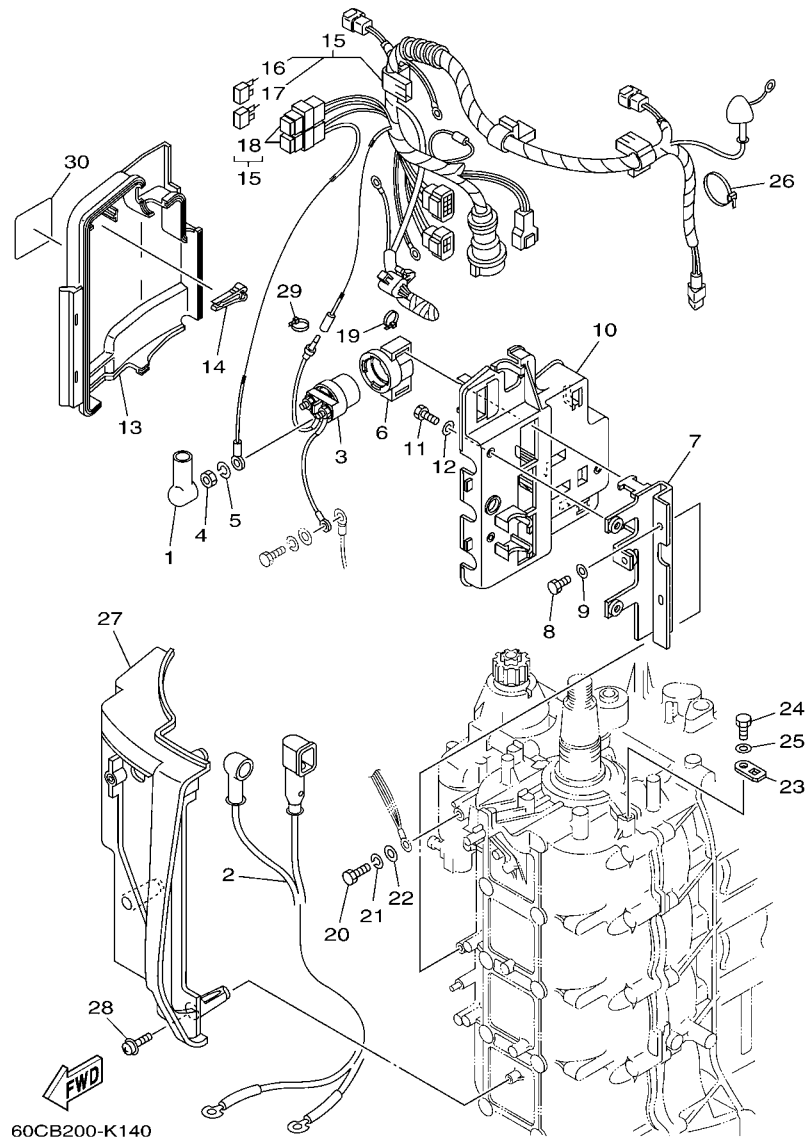


FIG. 14 ELECTRICAL 3

EQUIPO ELECTRICO 3

| REF. NO. | PART NO. CODIGO Nº | DESCRIPTION DESCRIPCION | ET | EHD | REMARKS OBSERVACIONES |
|----------|--------------------|---|----|-----|-----------------------|
| 1 | 682-82119-01 | COVER, LEAD WIRE CUBIERTA DE CABLE CONDUCTOR | | 2 | |
| 2 | 67F-82105-00 | WIRE HARNESS ARNES DE CABLES | | 1 | |
| 3 | 6G1-8194A-10 | RELAY RELE | | 1 | |
| 4 | 90170-06M30 | NUT TUERCA | | 2 | |
| 5 | 90204-06M00 | WASHER, SPRING ARANDELA DE RESORTE | | 2 | |
| 6 | 6G1-81952-00 | HOLDER, RELAY SOSTEN DE RELE | | 1 | |
| 7 | 67F-81953-10 | STAY, RELAY SOPORTE DE RELE | | 1 | |
| 8 | 97095-06016 | BOLT PERNO | | 2 | |
| 9 | 92995-06600 | WASHER ARANDELA | | 2 | |
| 10 | 67F-81948-01 | BRACKET SOPORTE | | 1 | |
| 11 | 97095-06016 | BOLT PERNO | | 3 | |
| 12 | 92995-06600 | WASHER ARANDELA | | 3 | |
| 13 | 67F-81942-00 | COVER CUBIERTA | | 1 | |
| 14 | 67F-2812A-00 | PULLER, FUSE TIRADOR DE FUSIBLE | | 1 | |
| 15 | 60C-82590-00 | WIRE HARNESS ASSY CONJUNTO DE CABLES | | 1 | |
| 16 | 67F-82151-00 | .FUSE (20A) .FUSIBLE (20A) | | 2 | |
| 17 | 67F-82151-10 | .FUSE (30A) .FUSIBLE (30A) | | 2 | |
| 18 | 67F-8215B-00 | .CAP (BLACK) .TAPA (NEGRO) | | 2 | |
| 19 | 90465-13M97 | CLAMP BRIDA | | 1 | |
| 20 | 97095-06016 | BOLT PERNO | | 1 | |
| 21 | 92995-06100 | WASHER, SPRING ARANDELA | | 1 | |
| 22 | 92995-06600 | WASHER ARANDELA | | 1 | |
| 23 | 67F-82588-00 | PLATE PLACA | | 3 | |
| 24 | 97095-06012 | BOLT PERNO | | 3 | |
| 25 | 92995-06600 | WASHER ARANDELA | | 3 | |
| 26 | 90465-13M11 | CLAMP BRIDA | | 1 | |
| 27 | 60C-81916-01 | COVER, TERMINAL CUBIERTA DE TERMINAL | | 1 | |

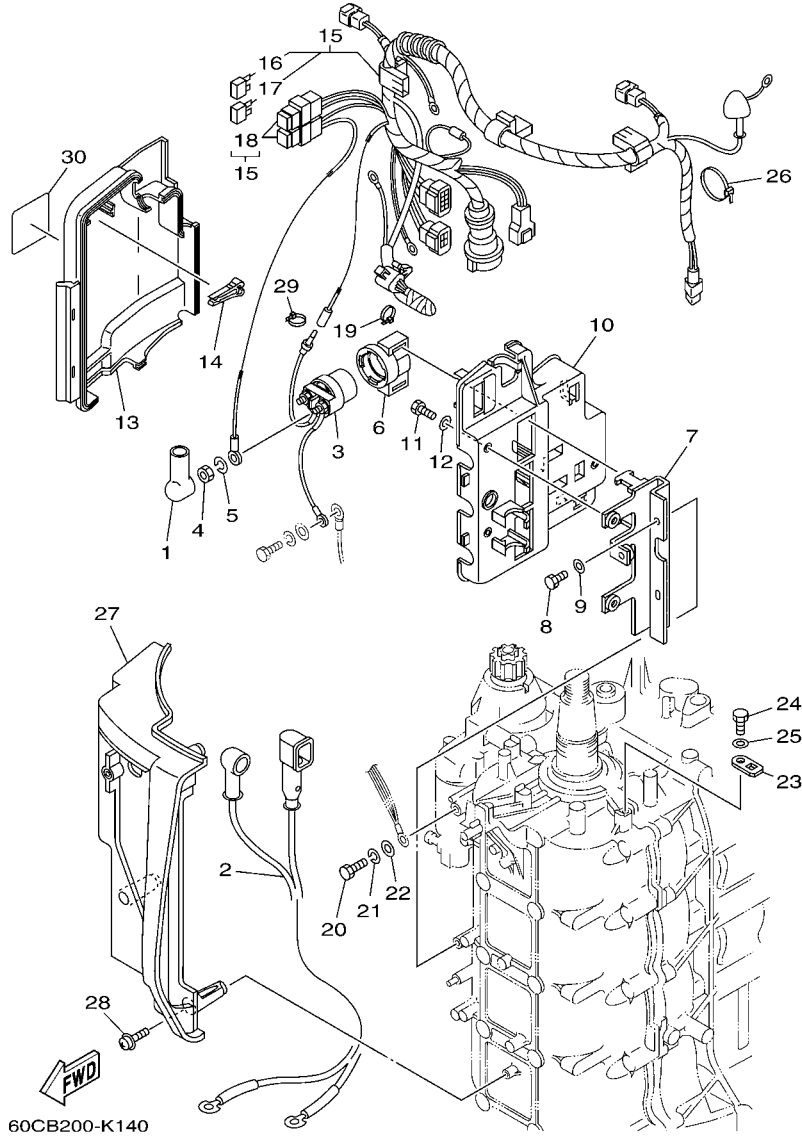


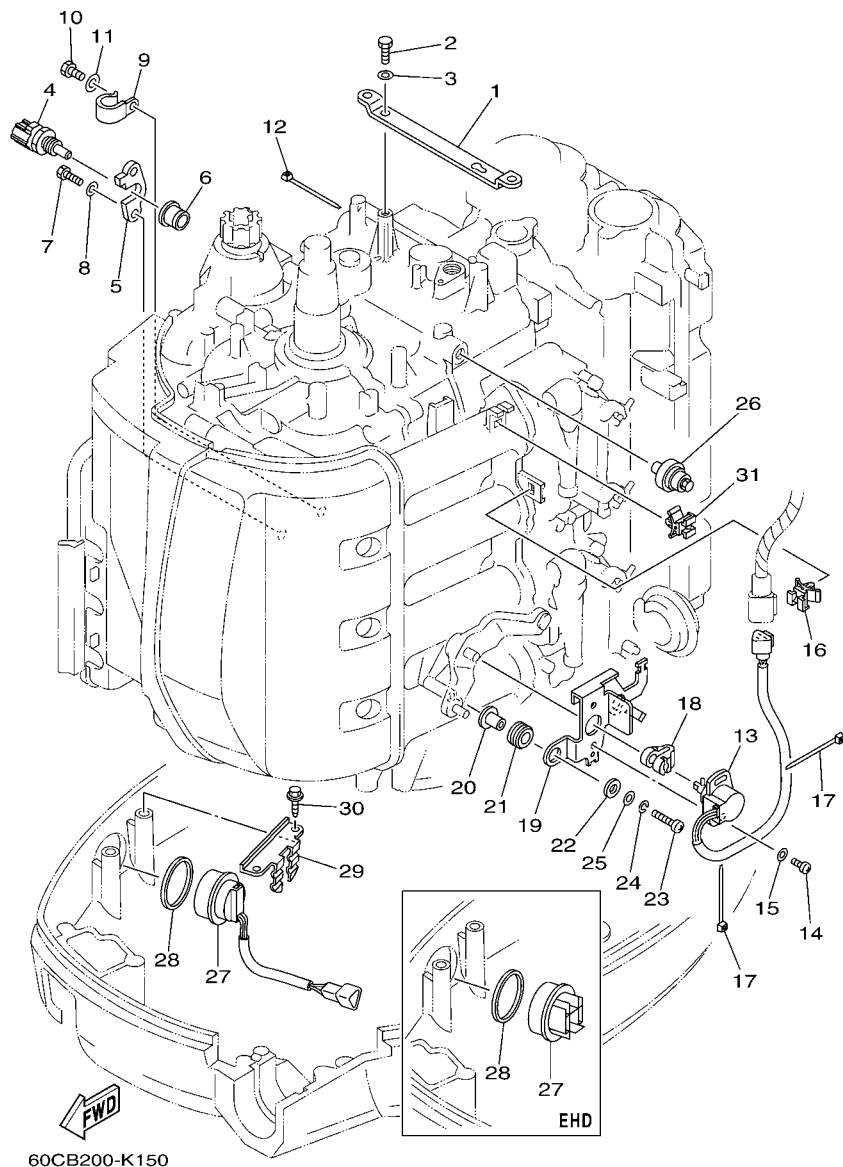
FIG. 14 ELECTRICAL 3

EQUIPO ELECTRICO 3

| REF. NO. | PART NO. CODIGO Nº | DESCRIPTION DESCRIPCION | ET | EHD | REMARKS OBSERVACIONES |
|----------|--------------------|---|----|-----|-----------------------|
| 28 | 90159-06M29 | SCREW, WITH WASHER TORNILLO CON VALONA | | 3 | |
| 29 | 90465-13M97 | CLAMP BRIDA | | 1 | |
| 30 | 67F-83626-00 | MARK 6 MARCA 6 | | 1 | |
| ----- | | | | | |
| ----- | | | | | |
| ----- | | | | | |
| ----- | | | | | |
| ----- | | | | | |
| ----- | | | | | |
| ----- | | | | | |

FIG. 15 ELECTRICAL 4

EQUIPO ELECTRICO 4



60CB200-K150

| REF. NO. | PART NO. CODIGO Nº | DESCRIPTION DESCRIPCION | ET | EHD | REMARKS OBSERVACIONES |
|----------|--------------------|---|----|-----|-----------------------|
| 1 | 67F-8132G-01 | PLATE PLACA | 1 | 1 | |
| 2 | 97095-06016 | BOLT PERNO | 2 | 2 | |
| 3 | 92995-06600 | WASHER ARANDELA | 2 | 2 | |
| 4 | 67F-85790-00 | THERMOSENSOR ASSY TERMICA SENSORIO | 1 | 1 | |
| 5 | 67F-85757-00 | RETAINER SEGURO | 1 | 1 | |
| 6 | 68V-85753-00 | GASKET, SENDER UNIT EMPAQUE DE UNIDAD TRANSMISORA | 1 | 1 | |
| 7 | 97095-06016 | BOLT PERNO | 2 | 2 | |
| 8 | 92995-06600 | WASHER ARANDELA | 2 | 2 | |
| 9 | 90465-06M86 | CLAMP BRIDA | 1 | 1 | |
| 10 | 97095-06012 | BOLT PERNO | 1 | 1 | |
| 11 | 92995-06600 | WASHER ARANDELA | 1 | 1 | |
| 12 | 90465-11M10 | CLAMP BRIDA | 1 | 1 | |
| 13 | 61A-85885-00 | THROTTLE SENSOR ASSY TERMICA SENSORIO | 1 | 1 | |
| 14 | 97885-05010 | SCREW, PAN HEAD TORNILLO A MUESCA | 2 | 2 | |
| 15 | 92995-05600 | WASHER ARANDELA | 2 | 2 | |
| 16 | 90464-09M47 | CLAMP BRIDA | 1 | 1 | |
| 17 | 90465-11M10 | CLAMP BRIDA | 2 | 2 | |
| 18 | 6K7-14573-00 | LEVER PALANCA | 1 | 1 | |
| 19 | 67F-83635-00 | BRACKET SOPORTE | 1 | 1 | |
| 20 | 90387-05M00 | COLLAR ESPACIADOR | 2 | 2 | |
| 21 | 90480-10M23 | GROMMET TAPON | 2 | 2 | |
| 22 | 90201-05M03 | WASHER, PLATE ARANDELA PLANA | 2 | 2 | |
| 23 | 97885-05025 | SCREW, PAN HEAD TORNILLO A MUESCA | 2 | 2 | |
| 24 | 92995-05100 | WASHER ARANDELA | 2 | 2 | |
| 25 | 92995-05600 | WASHER ARANDELA | 2 | 2 | |
| 26 | 68V-82504-00 | OIL PRESSURE SWITCH ASSY INTERRUPTOR PRESION DE ACEITE | 1 | 1 | |
| 27 | 63D-82563-10 | TRIM & TILT SWITCH ASSY INTERRUPTOR DE INCLINACION | 1 | | |

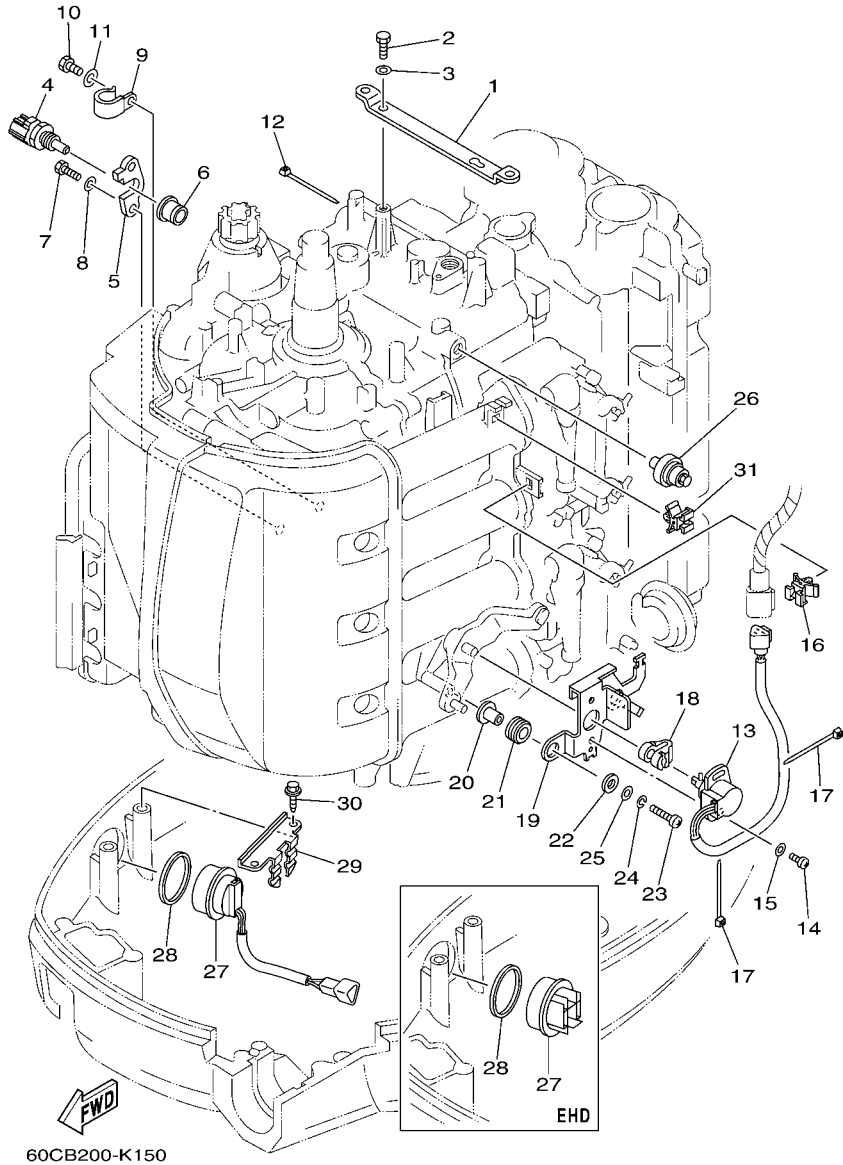


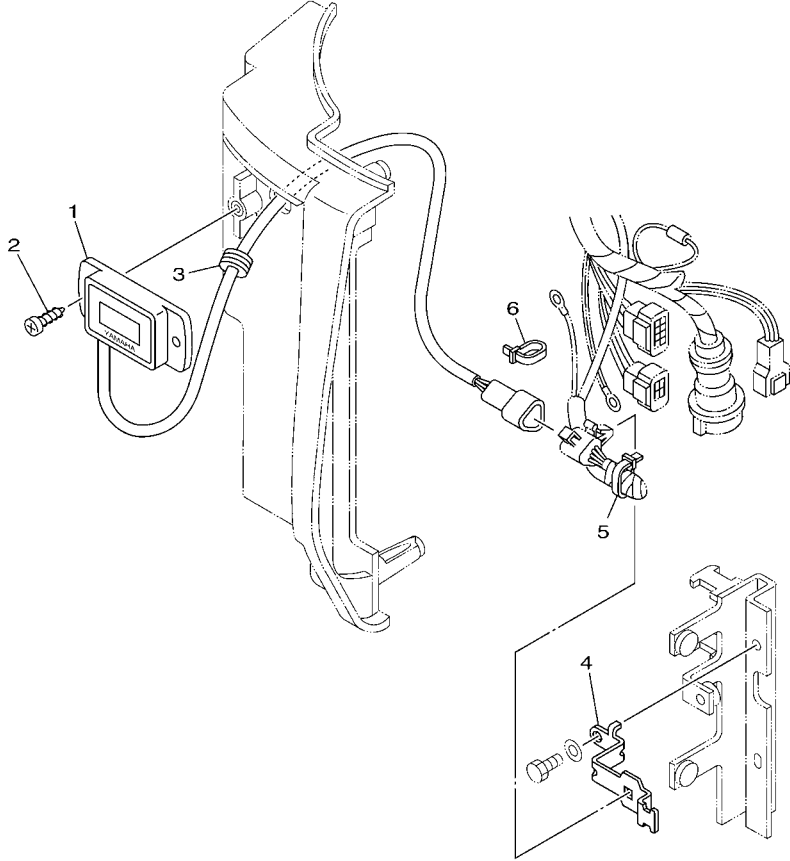
FIG. 15 ELECTRICAL 4

EQUIPO ELECTRICO 4

| REF. NO. | PART NO. CODIGO N° | DESCRIPTION DESCRIPCION | ET | EHD | REMARKS OBSERVACIONES |
|----------|--------------------|------------------------------------|----|-----|-----------------------|
| 27 | 68F-42723-10-8D | COVER, BOTTOM CUBIERTA INFERIOR | | 1 | |
| 28 | 6E5-82587-00 | GASKET EMPAQUETADURA | 1 | 1 | |
| 29 | 67F-83614-00 | BRACKET SOPORTE | 1 | 1 | |
| 30 | 90109-06M86 | BOLT PERNO | 2 | 2 | |
| 31 | 90464-09M47 | CLAMP BRIDA | 1 | 1 | |
| ----- | | | | | |
| ----- | | | | | |
| ----- | | | | | |
| ----- | | | | | |
| ----- | | | | | |
| ----- | | | | | |
| ----- | | | | | |
| ----- | | | | | |
| ----- | | | | | |
| ----- | | | | | |
| ----- | | | | | |

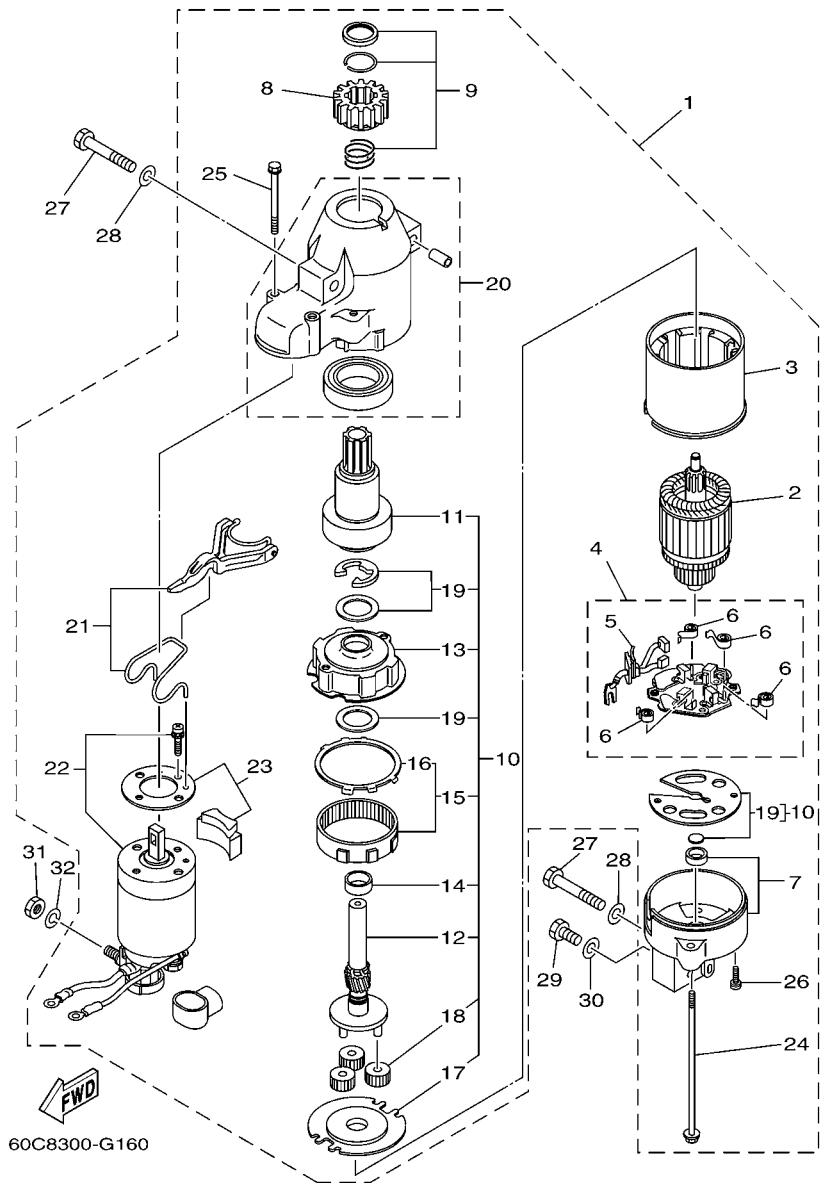
FIG. 16 ELECTRICAL 5

EQUIPO ELECTRICO 5



| REF. NO. | PART NO. CODIGO N° | DESCRIPTION DESCRIPCION | ET | EHD | | REMARKS OBSERVACIONES |
|----------|--------------------|--|----|-----|--|-----------------------|
| 1 | 6Y5-83504-22 | HOUR METER ASSY MEDIDOR DE HORAS COMPLETO | | 1 | | |
| 2 | 90167-05009 | SCREW, TAPPING TORNILLO DE ROSCA HEMBRA | | 2 | | |
| 3 | 90480-01008 | GROMMET TAPON | | 1 | | |
| 4 | 60C-8431R-01 | STAY, SETTING SOPORTE | | 1 | | |
| 5 | 90465-11M10 | CLAMP BRIDA | | 1 | | |
| 6 | 90465-13M97 | CLAMP BRIDA | | 1 | | |
| | | | | | | |
| | | | | | | |
| | | | | | | |
| | | | | | | |
| | | | | | | |
| | | | | | | |
| | | | | | | |
| | | | | | | |
| | | | | | | |
| | | | | | | |


60CB200-K160

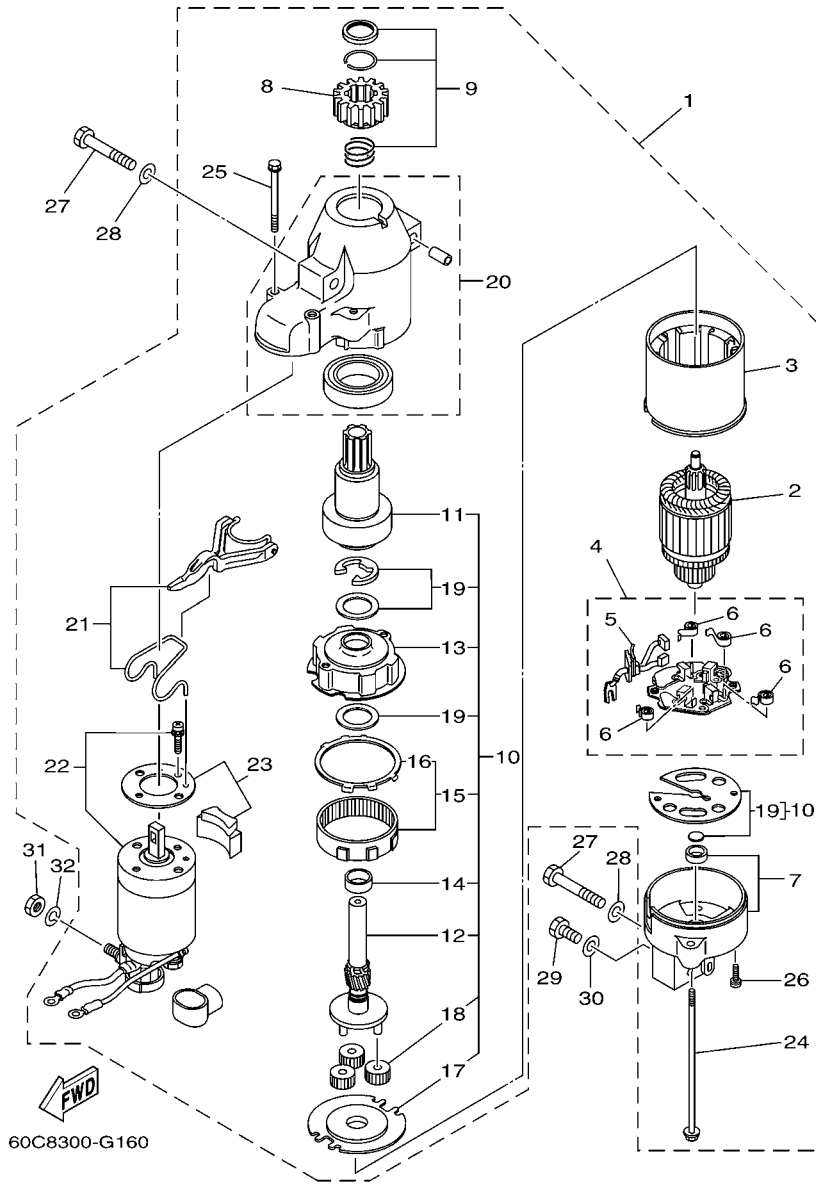


60C8300-G160

FIG. 17 STARTING MOTOR

MOTOR DE ARRANQUE

| REF. NO. | PART NO. CODIGO Nº | DESCRIPTION DESCRIPCION | ET | EHD | REMARKS OBSERVACIONES |
|----------|--------------------|---|----|-----|-----------------------|
| 1 | 67F-81800-02 | STARTING MOTOR ASSY MOTOR DE ARRANQUE COMPLETO | 1 | 1 | |
| 2 | 67F-81850-00 | ..ARMATURE ASSY ..INDUCIDO COMPLETO | 1 | 1 | |
| 3 | 67F-81810-00 | ..STATOR ASSY ..ESTATOR COMPLETO | 1 | 1 | |
| 4 | 68F-81840-00 | ..BRUSH HOLDER ASSY ..SOSTEN DE ESCOBILLA COMPLETO | 1 | 1 | |
| 5 | 67F-81801-00 | ..BRUSH SET ..JUEGO DE ESCOBILLA | 1 | 1 | |
| 6 | 67F-81813-00 | ..SPRING, BRUSH ..RESORTE DE ESCOBILLA | 4 | 4 | |
| 7 | 67F-81820-00 | ..REAR BRACKET ASSY ..CUBIERTA TRASERA COMPL | 1 | 1 | |
| 8 | 67F-81808-00 | ..PINION ASSY ..PINON | 1 | 1 | |
| 9 | 67F-81857-00 | ..PINION STOPPER SET ..JUEGO TAPON PINON | 1 | 1 | |
| 10 | 67F-81807-00 | ..GEAR ASSY, STARTING MOTOR ..PINON CONJUNTO | 1 | 1 | |
| 11 | 67F-81832-00 | ..CLUTCH, OVER RUN ..PINON COMPL | 1 | 1 | |
| 12 | 67F-81836-00 | ..SHAFT, PINION ..ARBOL, PINON | 1 | 1 | |
| 13 | 67F-81821-00 | ..BRACKET, CENTER 1 ..SOPORTE, CENTRO 1 | 1 | 1 | |
| 14 | 67F-81841-00 | ..BEARING ..PORTADOR | 1 | 1 | |
| 15 | 67F-81891-00 | ..GEAR, RING ..ENGRANAJE ANILLO | 1 | 1 | |
| 16 | 67F-8183R-00 | ..GASKET ..EMPAQUETADURA | 1 | 1 | |
| 17 | 67F-81830-00 | ..BRACKET, CENTER 2 ..SOPORTE, CENTRO 2 | 1 | 1 | |
| 18 | 60V-8183T-00 | ..GEAR, IDLER ..ENGRANAJE NEUTRO | 3 | 3 | |
| 19 | 67F-81809-00 | ..WASHER KIT ..JUEGO DE ARANDELA | 1 | 1 | |
| 20 | 67F-81842-00 | ..COVER ..TAPA | 1 | 1 | |
| 21 | 67F-81839-00 | ..LEVER ASSY ..PALANCA COMPL. | 1 | 1 | |
| 22 | 67F-81941-01 | ..STARTER RELAY ASSY ..RELE DE ARRANQUE | 1 | 1 | |
| 23 | 67F-81869-00 | ..COVER, DUST ..CUBIERTA PARA POLVO | 1 | 1 | |
| 24 | 6K7-81826-11 | ..BOLT ..PERNO | 2 | 2 | |
| 25 | 67F-81828-00 | ..BOLT 2 ..TORNILLO DE EMPUJE 2 | 2 | 2 | |
| 26 | 67F-81846-00 | ..SCREW ..TORNILLO | 2 | 2 | |
| 27 | 97013-08045 | BOLT PERNO | 3 | 3 | |



60C8300-G160

FIG. 17 STARTING MOTOR

MOTOR DE ARRANQUE

| REF. NO. | PART NO. CODIGO Nº | DESCRIPTION DESCRIPCION | ET | EHD | REMARKS OBSERVACIONES |
|----------|--------------------|------------------------------------|----|-----|-----------------------|
| 28 | 92903-08600 | WASHER, PLATE RONDANA SENCILLA | 3 | 3 | |
| 29 | 97013-08016 | BOLT PERNO | 1 | 1 | |
| 30 | 92903-08600 | WASHER, PLATE RONDANA SENCILLA | 1 | 1 | |
| 31 | 95333-08600 | NUT TUERCA | 1 | 1 | |
| 32 | 92903-08100 | WASHER, SPRING RONDANA SENCILLA | 1 | 1 | |
| | | | | | |
| | | | | | |
| | | | | | |
| | | | | | |
| | | | | | |
| | | | | | |
| | | | | | |
| | | | | | |
| | | | | | |
| | | | | | |

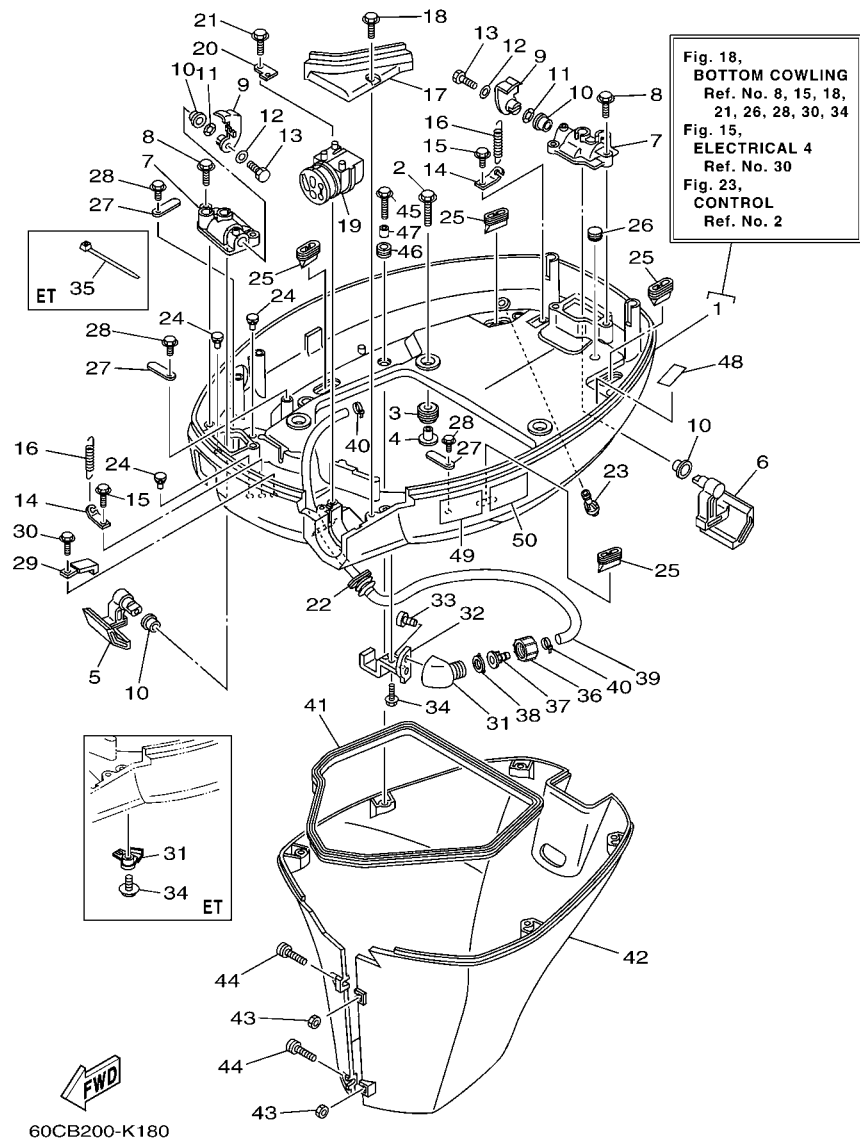


FIG. 18 BOTTOM COWLING

CUBIERTA INFERIOR

| REF. NO. | PART NO. CODIGO Nº | DESCRIPTION DESCRIPCION | ET | EHD | REMARKS OBSERVACIONES |
|----------|--------------------|---|----|-----|-----------------------|
| 1 | 67F-42710-03-8D | BOTTOM COWLING ASSY CUBIERTA INFERIOR COMPL. | 1 | 1 | |
| 2 | 90119-08M22 | BOLT, WITH WASHER TORNILLO CON ARANDELA | 4 | 4 | |
| 3 | 90480-22M15 | GROMMET TAPON | 4 | 4 | |
| 4 | 90387-08M37 | COLLAR ESPACIADOR | 4 | 4 | |
| 5 | 67F-42815-00-8D | LEVER, CLAMP PALANCA ABRAZADERA | 1 | 1 | |
| 6 | 67F-42816-00-8D | LEVER, CLAMP PALANCA ABRAZADERA | 1 | 1 | |
| 7 | 67F-42828-00-8D | PLATE, CLAMP PLACA, GRAMPA | 2 | 2 | |
| 8 | 90109-06M82 | BOLT PERNO | 4 | 4 | |
| 9 | 68V-42818-01 | LEVER, CLAMP PALANCA, ABRAZADERA | 2 | 2 | |
| 10 | 90386-15M73 | BUSH BUJE | 4 | 4 | |
| 11 | 90206-15M18 | WASHER, WAVE ARANDELA ONDULADA | 2 | 2 | |
| 12 | 90201-06068 | WASHER, PLATE ARANDELA PLANA | 2 | 2 | |
| 13 | 97095-06016 | BOLT PERNO | 2 | 2 | |
| 14 | 64D-43144-00 | HOOK, SPRING GANCHO | 2 | 2 | |
| 15 | 90109-06M86 | BOLT PERNO | 2 | 2 | |
| 16 | 90506-16M34 | SPRING, TENSION RESORTE DE TENSION | 2 | 2 | |
| 17 | 67F-42738-00-8D | PLATE, FITTING PLACA DE AJUSTE | 1 | 1 | |
| 18 | 90109-06M96 | BOLT PERNO | 2 | 2 | |
| 19 | 68V-42725-10 | GROMMET TAPON | 1 | 1 | |
| 20 | 67F-42756-01 | STAY, CLAMP SOPORTE DE GRAMPA | 1 | 1 | |
| 21 | 90109-06M86 | BOLT PERNO | 1 | 1 | |
| 22 | 688-42726-10 | GROMMET TAPON | 1 | 1 | |
| 23 | 6BL-44391-00 | NIPPLE, HOSE NIPLE MANGUERA | 1 | 1 | |
| 24 | 6H4-42748-00 | GROMMET TAPON | 3 | 3 | |
| 25 | 67F-42717-00 | RUBBER, SEAL 2 GOMA | 4 | 4 | |
| 26 | 90338-11007 | PLUG TAPON | 1 | 1 | |
| 27 | 6E5-82588-00 | PLATE PLACA | 3 | 3 | |

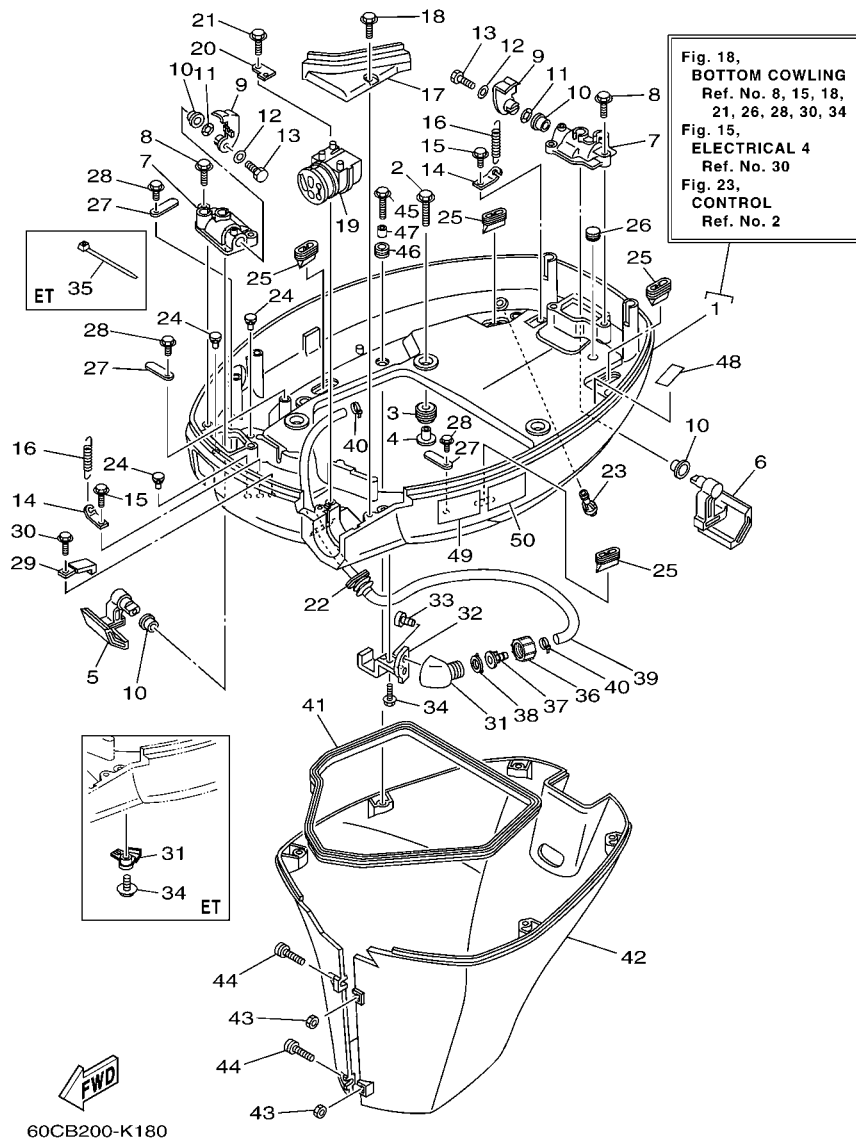


FIG. 18 BOTTOM COWLING

CUBIERTA INFERIOR

| REF. NO. | PART NO. CODIGO N° | DESCRIPTION DESCRIPCION | ET | EHD | REMARKS OBSERVACIONES |
|----------|--------------------|--|----|-----|----------------------------------|
| 28 | 90109-06M81 | BOLT PERNO | 3 | 3 | |
| 29 | 90465-08M23 | CLAMP BRIDA | 1 | 1 | |
| 30 | 90109-06M86 | BOLT PERNO | 1 | 1 | |
| 31 | 67F-24367-00 | CLAMP, FUEL PIPE 2 GRAMPA DE TUBO DE COMBUST.2 | 1 | | |
| | 68T-12572-00 | ADAPTER ADAPTADOR | | 1 | FLUSHING KIT FLUSHING KIT |
| 32 | 67F-12535-01 | PLATE EMPAQUETADURA | | 1 | FLUSHING KIT FLUSHING KIT |
| 33 | 90167-06002 | SCREW, TAPPING TORNILLO DE ROSCA HEMBRA | | 2 | FLUSHING KIT FLUSHING KIT |
| 34 | 90109-06M82 | BOLT PERNO | 1 | | |
| | 90109-06M86 | BOLT PERNO | | 1 | FLUSHING KIT FLUSHING KIT |
| 35 | 90465-13M18 | CLAMP BRIDA | 1 | | |
| 36 | 6R3-12581-00 | JOINT, HOSE 1 CONEXION | | 1 | FLUSHING KIT FLUSHING KIT |
| 37 | 6R3-12582-00 | JOINT, HOSE 2 CONEXION | | 1 | FLUSHING KIT FLUSHING KIT |
| 38 | 6R3-12583-00 | GASKET, HOSE JOINT EMPAQUETADURA JUNTA DE MANGUE | | 1 | FLUSHING KIT FLUSHING KIT |
| 39 | 67F-24312-00 | PIPE 2 TUBO 2 | | 1 | FLUSHING KIT FLUSHING KIT |
| 40 | 90465-11M10 | CLAMP BRIDA | | 2 | FLUSHING KIT FLUSHING KIT |
| 41 | 61A-42716-00 | RUBBER, SEAL 1 SELLO DE GOMA 1 | 1 | 1 | |
| 42 | 67F-42741-01-8D | APRON MANDIL | 1 | 1 | |
| 43 | 95380-06600 | NUT, HEXAGON TUERCA | 2 | 2 | |
| 44 | 90159-06M28 | SCREW, WITH WASHER TORNILLO CON VALONA | 2 | 2 | |
| 45 | 90109-06M80 | BOLT PERNO | 5 | 5 | |
| 46 | 90480-13M24 | GROMMET TAPON | 5 | 5 | |
| 47 | 90387-06M43 | COLLAR ESPACIADOR | 5 | 5 | |
| 48 | 67F-82377-00 | LABEL ETIQUETA | 1 | 1 | |
| 49 | 6AH-42794-40 | LABEL, WARNING (GENERAL) ETIQUETA DE PRECAUCION | 1 | 1 | |
| 50 | 6AH-42794-50 | LABEL, WARNING (GENERAL) ETIQUETA DE PRECAUCION | 1 | 1 | ET-FOR CAR,MEX ET-FOR CAR,MEX |

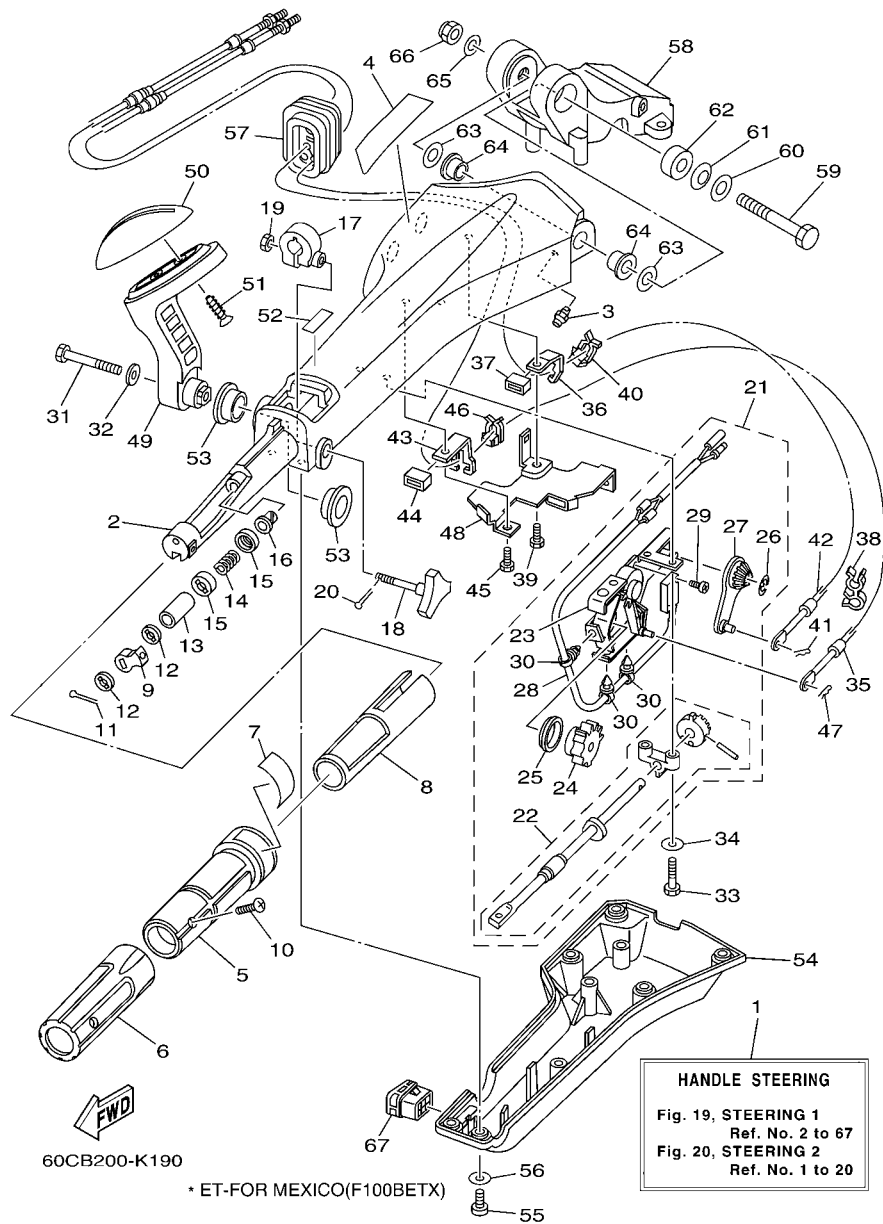


FIG. 19 STEERING 1

DIRECCION 1

| REF. NO. | PART NO. CODIGO Nº | DESCRIPTION DESCRIPCION | ET | EHD | REMARKS OBSERVACIONES |
|----------|--------------------|--|----|-----|-----------------------|
| 1 | 6X4-42101-82 | HANDLE, STEERING MANIJA DE DIRECCION | 1 | | |
| | 6BC-42101-01 | HANDLE, STEERING MANIJA DE DIRECCION | | 1 | |
| 2 | 6X4-42111-02-8D | HANDLE, STEERING MANIJA DE DIRECCION | 1 | 1 | |
| 3 | 93700-06M03 | NIPPLE, GREASE BOQUILLA DE ENGRASAR | 1 | 1 | |
| 4 | 6X4-48215-00 | GRAPHIC CALCOMANIA 1 | 1 | 1 | |
| 5 | 6X4-42119-01 | GRIP, STEERING HANDLE MANGO, MANIJA DE DIRRECCION | 1 | 1 | |
| 6 | 6X4-42177-00 | RUBBER, HANDLE HULE DE MANIJA | 1 | 1 | |
| 7 | 6X4-42137-00 | INDICATOR, THROTTLE INDICADOR ACELERADOR | 1 | 1 | |
| 8 | 6X4-41291-00 | BUSHING BUJE | 1 | 1 | |
| 9 | 6X4-44139-01 | COLLAR COLLAR | 1 | 1 | |
| 10 | 90152-05007 | SCREW, COUNTERSUNK TORNILLO EMBUTIDO | 1 | 1 | |
| 11 | 91490-20010 | PIN, COTTER CHAVETA | 1 | 1 | |
| 12 | 6X4-44177-00 | WASHER RONDANA | 2 | 2 | |
| 13 | 6X4-42128-00 | COLLAR, DISTANCE 1 COLLAR DISTANCIADOR 1 | 1 | 1 | |
| 14 | 90501-23215 | SPRING, COMPRESSION RESORTE DE COMPRESION | 1 | 1 | |
| 15 | 6X4-44188-00 | WASHER ARANDELLA | 2 | 2 | |
| 16 | 90386-08032 | BUSH BUJE | 1 | 1 | |
| 17 | 63D-42126-00 | FRICITION, STEERING HANDLE GRIP FRICCION DE MANGO DIRECCION | 1 | 1 | |
| 18 | 6X4-48154-00 | KNOB, THROTTLE PERILLA DE ACELERADOR | 1 | 1 | |
| 19 | 95380-06600 | NUT, HEXAGON TUERCA | 1 | 1 | |
| 20 | 91490-20010 | PIN, COTTER CHAVETA | 1 | 1 | |
| 21 | 6X4-44100-00 | SHIFT LINK ASSY ESLABON DE SLECTOR COMPLETO | 1 | 1 | |
| 22 | 6X4-42115-00 | .SHAFT, STEERING HANDLE .EJE MANIJA DE DIRECCION | 1 | 1 | |
| 23 | 6X4-44102-00 | .SHIFT ASSIST ASSY. .SELECTOR DE ASISTIR | 1 | 1 | |
| 24 | 6X4-47731-00 | .GEAR, DRIVE .ENGRANAJE DE TRACCION | 1 | 1 | |
| 25 | 6X4-44132-00 | .BUSHING .BUJE | 1 | 1 | |
| 26 | 6X4-14137-00 | .CLIP .PRESILLA | 1 | 1 | |

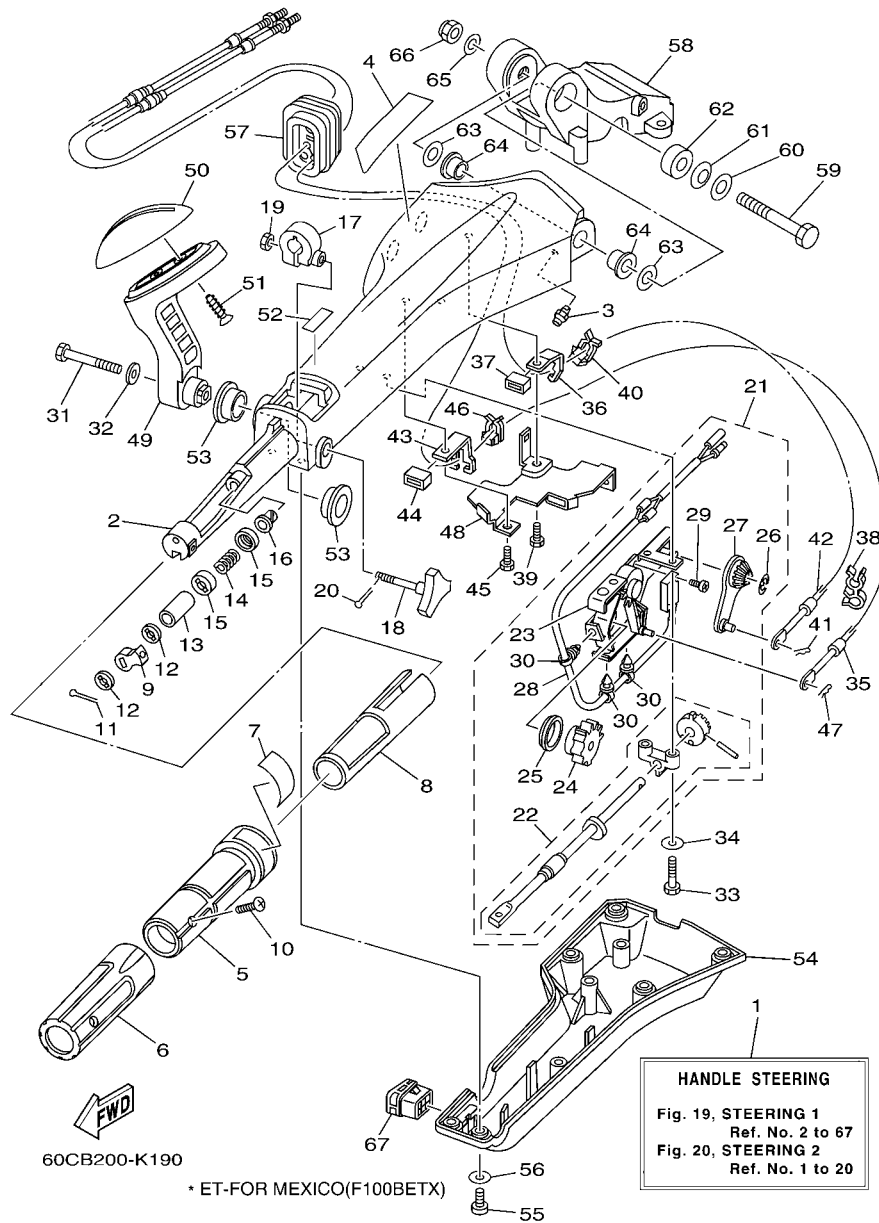


FIG. 19 STEERING 1

DIRECCION 1

| REF. NO. | PART NO. CODIGO N° | DESCRIPTION DESCRIPCION | ET | EHD | REMARKS OBSERVACIONES |
|----------|--------------------|---|----|-----|-----------------------|
| 27 | 6X4-48261-00 | .ARM, THROTTLE .BRAZO ACELERADOR | 1 | 1 | |
| 28 | 6X4-82540-00 | .NEUTRAL SWITCH ASSY .INTERRUPTOR NEUTRAL COMPL | 1 | 1 | |
| 29 | 6A5-48129-10 | .SCREW 3 .TORNILLO 3 | 2 | 2 | |
| 30 | 6X4-42821-00 | .BAND, CLAMP .BRIDA DE CINTA | 3 | 3 | |
| 31 | 97095-08040 | BOLT PERNO | 1 | 1 | |
| 32 | 92995-08600 | WASHER ARANDELA | 1 | 1 | |
| 33 | 97095-06030 | BOLT PERNO | 2 | 2 | |
| 34 | 92995-06600 | WASHER ARANDELA | 2 | 2 | |
| 35 | 67G-48321-20 | CABLE CABLE CONTROL REMOTO | 1 | 1 | |
| 36 | 6X4-48538-00 | CLAMP, CABLE 1 GRAMPA DE CABLE | 1 | 1 | |
| 37 | 6X4-26367-00 | PROTECTOR ACCESORIA | 1 | 1 | |
| 38 | 90464-09M42 | CLAMP BRIDA | 1 | 1 | |
| 39 | 97095-06014 | BOLT PERNO | 1 | 1 | |
| 40 | 63D-48538-00 | CLAMP, CABLE 1 GRAMPA DE CABLE | 1 | 1 | |
| 41 | 90468-10005 | CLIP PRESILLA | 1 | 1 | |
| 42 | 67G-26301-10 | THROTTLE CABLE ASSY CABLE DE ACELERADOR COMPLETO | 1 | 1 | |
| 43 | 6X4-48538-10 | CLAMP, CABLE 1 GRAMPA DE CABLE | 1 | 1 | |
| 44 | 6X4-26367-00 | PROTECTOR ACCESORIA | 1 | 1 | |
| 45 | 97095-06014 | BOLT PERNO | 1 | 1 | |
| 46 | 63D-48538-00 | CLAMP, CABLE 1 GRAMPA DE CABLE | 1 | 1 | |
| 47 | 90468-10005 | CLIP PRESILLA | 1 | 1 | |
| 48 | 6X4-42159-00 | STAY SOPORTE | 1 | 1 | |
| 49 | 6X4-44159-00-8D | HANDLE, GEAR SHIFT MANIJA DE CAMBIO DE MARCHAS | 1 | 1 | |
| 50 | 6X4-44173-00 | LEVER, SHIFT CONTROL PALANCA CONTROL CAMBIOS | 1 | 1 | |
| 51 | 97780-60920 | SCREW, TAPPING TORNILLO DE CABEZA DE CONO ACH | 2 | 2 | |
| 52 | 6G8-44191-00 | INDICATOR, SHIFT INDICADOR DE CAMBIOS | 1 | 1 | |
| 53 | 90386-26MA3 | BUSH BUJE | 2 | 2 | |

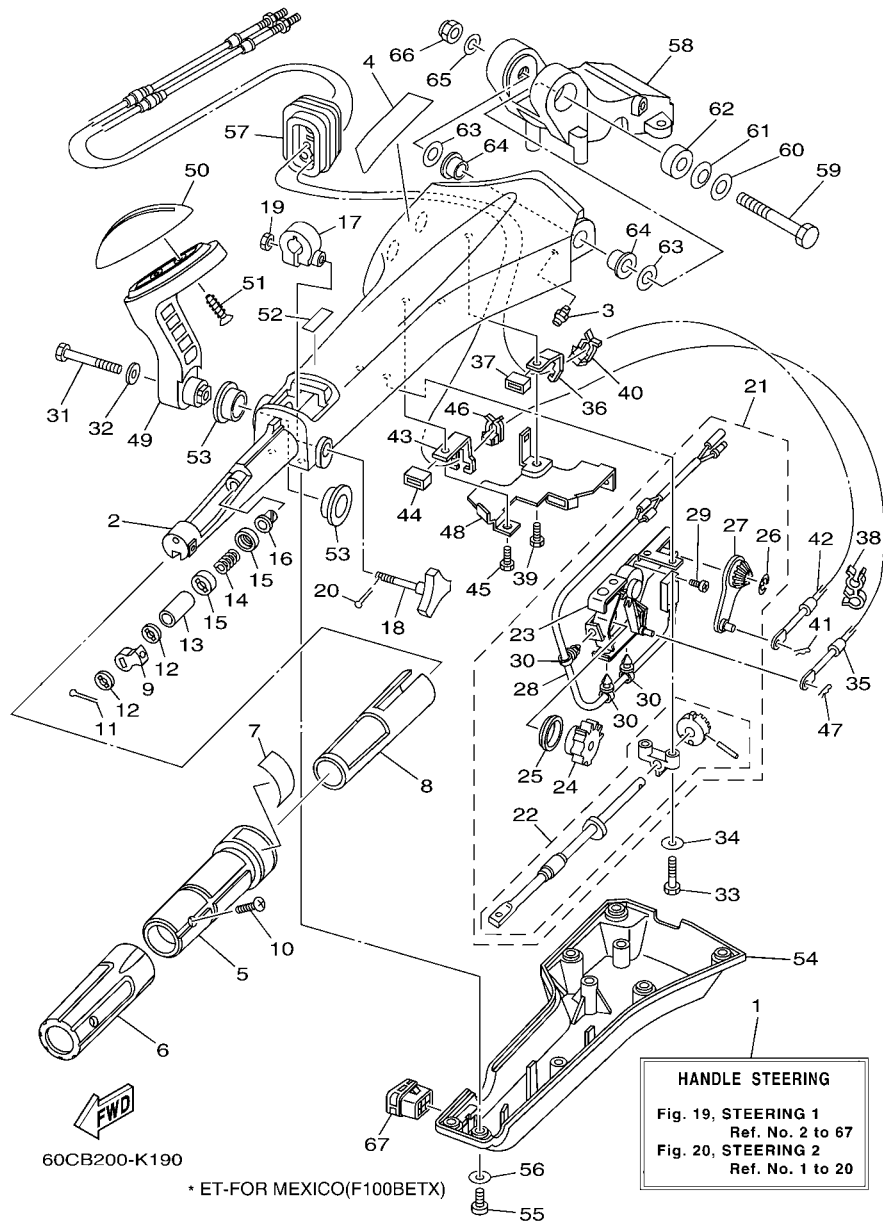


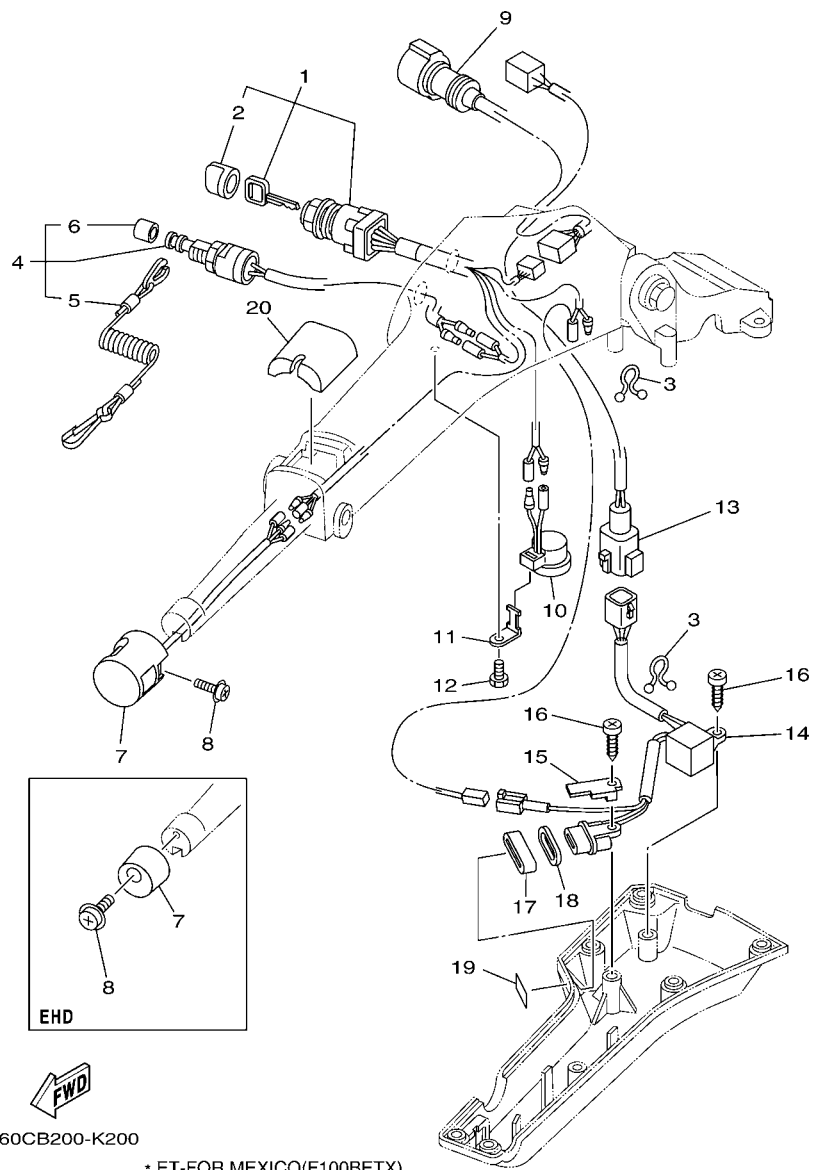
FIG. 19 STEERING 1

DIRECCION 1

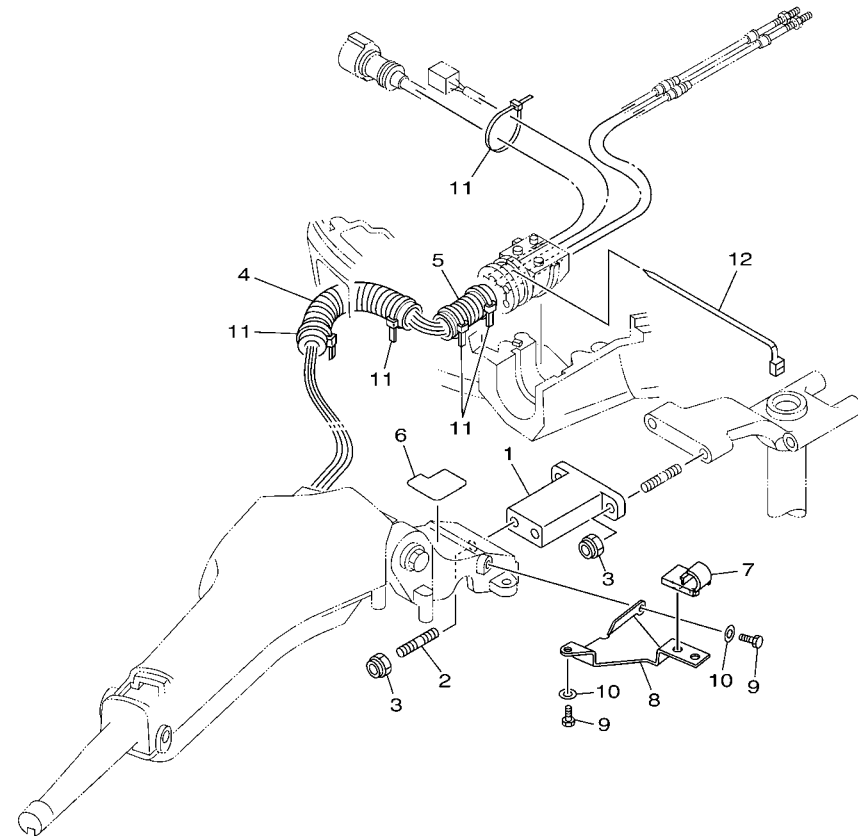
| REF. NO. | PART NO. CODIGO N° | DESCRIPTION DESCRIPCION | ET | EHD | REMARKS OBSERVACIONES |
|----------|--------------------|--|----|-----|-----------------------|
| 54 | 6X4-42131-11 | COVER, HANDLE STEERING CUBIERTA MANIJA DIRRECCION | 1 | 1 | |
| 55 | 97885-06016 | SCREW, PAN HEAD TORNILLO A MUESCA | 6 | 6 | |
| 56 | 92995-06600 | WASHER ARANDELA | 6 | 6 | |
| 57 | 6X4-42725-01 | GROMMET TAPON | 1 | 1 | |
| 58 | 63D-42121-22-8D | BRACKET SOPORTE | 1 | 1 | |
| 59 | 90101-12014 | BOLT TORNILLO | 1 | 1 | |
| 60 | 92990-12200 | WASHER, PLAIN ARANDELA PLANA | 1 | 1 | |
| 61 | 90206-12M22 | WASHER, WAVE ARANDELA ONDULADA | 1 | 1 | |
| 62 | 90387-12M02 | COLLAR ESPACIADOR | 1 | 1 | |
| 63 | 90201-12035 | WASHER, PLATE ARANDELA PLANA | 2 | 2 | |
| 64 | 90386-12003 | BUSH BUJE | 2 | 2 | |
| 65 | 92990-12600 | WASHER, PLATE ARANDELA PLANA | 1 | 1 | |
| 66 | 90185-12M12 | NUT, SELF-LOCKING TUERCA AUTOBLOCANTE | 1 | 1 | |
| 67 | 6X4-42728-10 | CAP TAPA | 1 | 1 | |

FIG. 20 STEERING 2

DIRECCION 2



| REF. NO. | PART NO. CODIGO Nº | DESCRIPTION DESCRIPCION | ET | EHD | REMARKS OBSERVACIONES |
|----------|--------------------|---|----|-----|-----------------------|
| 1 | 6X4-82510-10 | MAIN SWITCH ASSY CONJUNTO DE LLAVE IGNICION | 1 | | |
| | 6X4-82510-20 | MAIN SWITCH ASSY CONJUNTO DE LLAVE IGNICION | | 1 | |
| 2 | 676-82577-00 | .CAP, KEY .TAPA | 1 | 1 | |
| 3 | 90464-08M07 | CLAMP BRIDA | 2 | 2 | |
| 4 | 69W-82575-00 | ENGINE STOP SWITCH ASSY INTERRUPTOR DE PARADA COMPL | 1 | 1 | |
| 5 | 682-82556-00 | .LANYARD, STOP SWITCH .RETENER | 1 | 1 | |
| 6 | 689-8257Y-00 | .CAP .TAPA | 1 | 1 | |
| 7 | 6X4-82563-00 | TRIM & TILT SWITCH ASSY INTERRUPTOR DE INCLINACION | 1 | | |
| | 6X4-42728-00 | CAP TAPA | | 1 | |
| 8 | 97980-06216 | SCREW, WITH WASHER TORNILLO, CON ARANDELA | 1 | 1 | |
| 9 | 6X4-82586-20 | EXT. WIRE HARNESS (L:1,25M) EXT. CONJ. DE CABLES (L:1,25M) | 1 | 1 | |
| 10 | 6X4-83383-00 | BUZZER ZUMBADOR | 1 | 1 | |
| 11 | 6X4-83386-00 | STAY, BUZZER TIRANTE DE ZUMBADOR | 1 | 1 | |
| 12 | 97095-06014 | BOLT PERNO | 1 | 1 | |
| 13 | 6X4-83653-00 | WIRE, LEAD (L:1250MM) CABLE CONDUCTOR (L:1250MM) | 1 | 1 | |
| 14 | 6C5-84301-00 | PILOT LIGHT ASSY 1 LUZ PILOTO COMPLETA 1 | 1 | 1 | |
| 15 | 6X4-44114-00 | STOPPER RETEN | 1 | 1 | |
| 16 | 97780-60620 | SCREW, TAPPING TORNILLO DE CABEZA DE CONO ACH | 2 | 2 | |
| 17 | 6X4-42727-00 | GROMMET TAPON | 1 | 1 | |
| 18 | 6H4-83589-00 | GASKET EMPAQUE | 1 | 1 | |
| 19 | 6X4-85415-00 | MARK, SIGNAL LAMP MARCO DE FOCO DE SENAL | 1 | 1 | |
| 20 | 6X4-81942-00 | COVER CUBIERTA | 1 | 1 | |



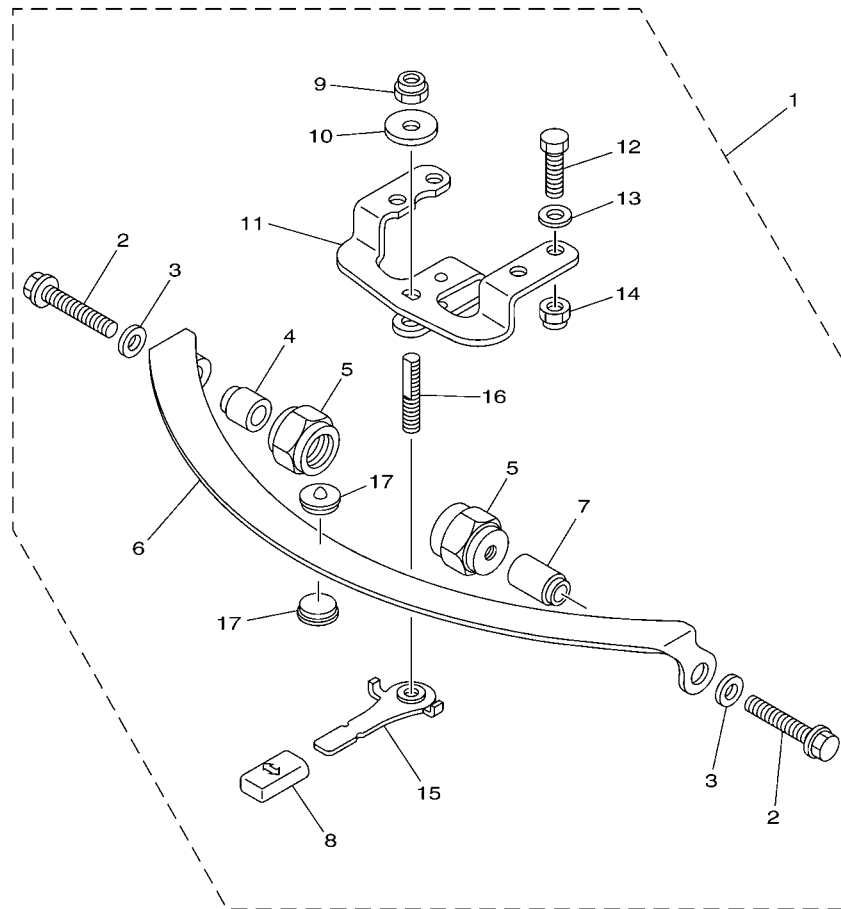
60CA200-J200

* ET-FOR MEXICO(F100BETX)

FIG. 21 STEERING 3

DIRECCION 3

| REF. NO. | PART NO. CODIGO N° | DESCRIPTION DESCRIPCION | ET | EHD | REMARKS OBSERVACIONES |
|----------|--------------------|--|----|-----|-----------------------|
| 1 | 6X4-42121-11-8D | BRACKET SOPORTE | 1 | 1 | |
| 2 | 90116-10175 | BOLT, STUD ESPARRAGO | 2 | 2 | |
| 3 | 90185-10051 | NUT, SELF-LOCKING TUERCA AUTOBLOCANTE | 4 | 4 | |
| 4 | 90447-22007 | TUBE TUBO | 1 | 1 | |
| 5 | 6G5-83557-00 | TUBE ENCHUFE DE ACEITE | 1 | 1 | |
| 6 | 6X4-42735-00 | PROTECTOR SEGURO RONDANA | 1 | 1 | |
| 7 | 63D-24367-00 | CLAMP, FUEL PIPE 2 GRAMPA DE TUBO DE COMBUST.2 | 1 | 1 | |
| 8 | 6X4-24364-00 | STAY SOPORTE | 1 | 1 | |
| 9 | 97095-06016 | BOLT PERNO | 2 | 2 | |
| 10 | 92995-06600 | WASHER ARANDELA | 2 | 2 | |
| 11 | 90465-13M24 | CLAMP BRIDA | 5 | 5 | |
| 12 | 90465-13M30 | CLAMP BRIDA | 1 | 1 | |
| | | | | | |
| | | | | | |
| | | | | | |
| | | | | | |
| | | | | | |



60CA200-J210

* ET-FOR MEXICO(F100BETX)

FIG. 22 STEERING FRICTION

FRICCION DE DIRECCION

| REF. NO. | PART NO. CODIGO N° | DESCRIPTION DESCRIPCION | ET | EHD | | | REMARKS OBSERVACIONES |
|----------|--------------------|---|----|-----|--|--|-----------------------|
| 1 | 67G-42508-10 | STEERING FRICTION ASSY DIRECCION FRICCION COMP. | 1 | 1 | | | |
| 2 | 90119-08M74 | .BOLT, WITH WASHER .TORNILLO CON ARANDELA | 2 | 2 | | | |
| 3 | 90201-08M01 | .WASHER, PLATE .ARANDELA PLANA | 2 | 2 | | | |
| 4 | 67G-42541-00 | .PIPE 1 .TUBO 1 | 1 | 1 | | | |
| 5 | 67G-42546-00 | .NUT .TUERCA | 2 | 2 | | | |
| 6 | 63D-42527-00 | .PLATE, FRICTION .PLACA DE FRICCION | 1 | 1 | | | |
| 7 | 67G-42541-10 | .PIPE 1 .TUBO 1 | 1 | 1 | | | |
| 8 | 682-43318-01 | .COVER .CUBIERTA | 1 | 1 | | | |
| 9 | 90185-10M14 | .NUT, SELF-LOCKING .TUERCA AUTOBLOCANTE | 1 | 1 | | | |
| 10 | 90201-10M76 | .WASHER, PLATE .ARANDELA PLANA | 1 | 1 | | | |
| 11 | 6X4-42526-00 | .PLATE, FRICTION .PLACA DE FRICCION | 1 | 1 | | | |
| 12 | 97095-08025 | .BOLT .PERNO | 2 | 2 | | | |
| 13 | 92995-08600 | .WASHER .ARANDELA | 2 | 2 | | | |
| 14 | 90185-08057 | .NUT, SELF-LOCKING .TUERCA AUTOBLOCANTE | 2 | 2 | | | |
| 15 | 67G-42561-00 | .KNOB, STEERING LOCK .PERILLA | 1 | 1 | | | |
| 16 | 67G-42562-00 | .SHAFT, STEERING LOCK .EJE, CERRADURA DE DIRECCION | 1 | 1 | | | |
| 17 | 63D-42528-00 | .PLATE, FRICTION .PIEZA DE FRICCION | 2 | 2 | | | |

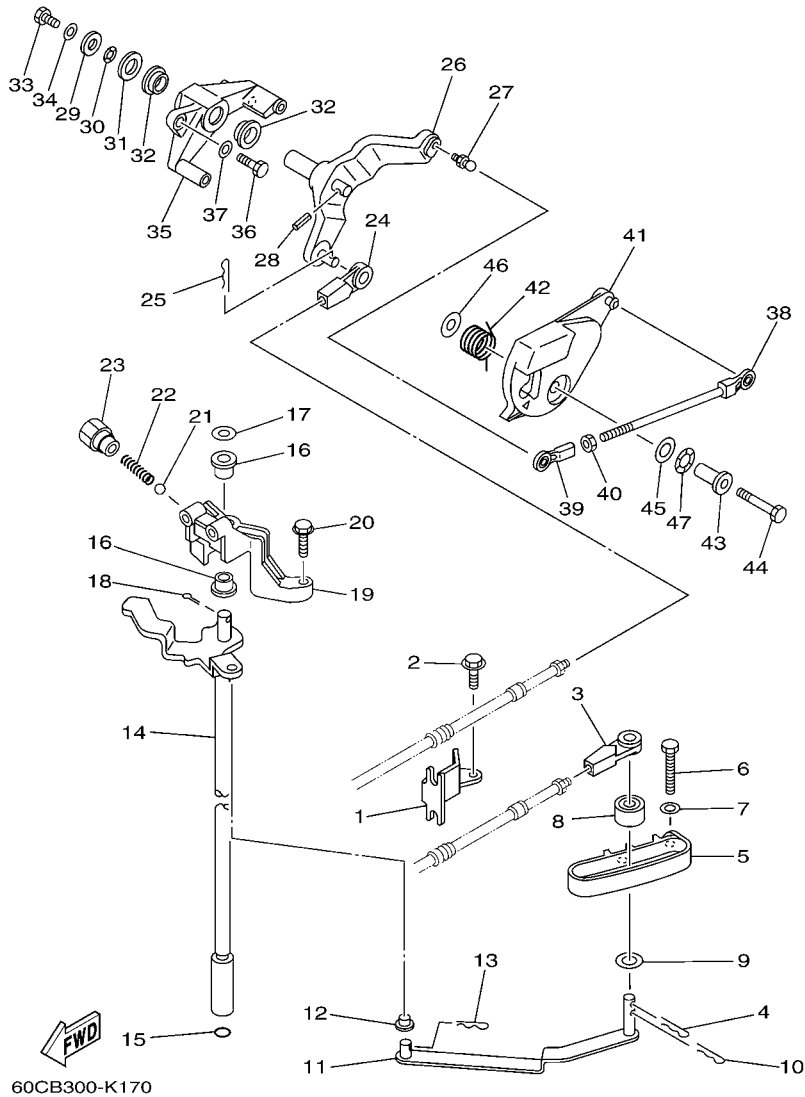


FIG. 23 CONTROL

CONTROL

| REF. NO. | PART NO. CODIGO Nº | DESCRIPTION DESCRIPCION | ET | EHD | REMARKS OBSERVACIONES |
|----------|------------------------------|--|--------|--------|--|
| 1 | 67F-48538-00 | CLAMP, CABLE 1 GRAMPA DE CABLE | 1 | 1 | |
| 2 | 90109-06M86 | BOLT PERNO | 1 | 1 | |
| 3 | 663-48344-00 | CABLE END, REMOTE CONTROL BASE CONTROL | 1 | 1 | |
| 4 | 90468-18008 | CLIP PRESILLA | 1 | 1 | |
| 5 | 67F-44117-00-94 | BRACKET SOPORTE | 1 | 1 | |
| 6 | 97095-06040 | BOLT PERNO | 2 | 2 | |
| 7 | 92995-06600 | WASHER ARANDELA | 2 | 2 | |
| 8 | 688-44122-00 | BUSHING, SHIFT ROD LEVER BUJE PALANCA VARILLA DE CAMBIO | 1 | 1 | |
| 9 | 90202-07M07 | WASHER, PLATE ARANDELA DE PLANA | 1 | 1 | |
| 10 | 90468-18008 | CLIP PRESILLA | 1 | 1 | |
| 11 | 67F-44121-00 | LEVER, SHIFT ROD PALANCA VARILLA CAMBIOS | 1 | 1 | |
| 12 | 90386-06M12 | BUSH BUJE | 1 | 1 | |
| 13 | 90468-18008 | CLIP PRESILLA | 1 | 1 | |
| 14 | 60C-44120-10 60C-44120-30 | HANDLE GEAR SHIFT ASSY MANIJA DE CAMBIO COMPL HANDLE GEAR SHIFT ASSY MANIJA DE CAMBIO COMPL | 1 1 | 1 1 | L(20.3") L(20.3") X(25.3") X(25.3") |
| 15 | 93210-09165 | O-RING ANILLO O | 1 | 1 | |
| 16 | 90386-90M90 | BUSH BUJE | 2 | 2 | |
| 17 | 90201-09M02 | WASHER, PLATE ARANDELA PLANA | 1 | 1 | |
| 18 | 91490-20015 | PIN. COTTER CHAVETA | 1 | 1 | |
| 19 | 68V-44118-00-94 | BRACKET SOPORTE | 1 | 1 | |
| 20 | 97575-06525 | BOLT, WITH WASHER PERNO CON ARANDELA | 2 | 2 | |
| 21 | 93501-04M02 | BALL BOLA | 1 | 1 | |
| 22 | 90501-12082 | SPRING, COMPRESSION RESORTE DE COMPRESION | 1 | 1 | |
| 23 | 648-42715-00 | BUSHING BUJE | 1 | 1 | |
| 24 | 663-48344-00 | CABLE END, REMOTE CONTROL BASE CONTROL | 1 | 1 | |
| 25 | 90468-18008 | CLIP PRESILLA | 1 | 1 | |
| 26 | 67F-42154-00-94 | LEVER, THROTTLE CONTROL PALANCA CONTROL ACELERADOR | 1 | 1 | |

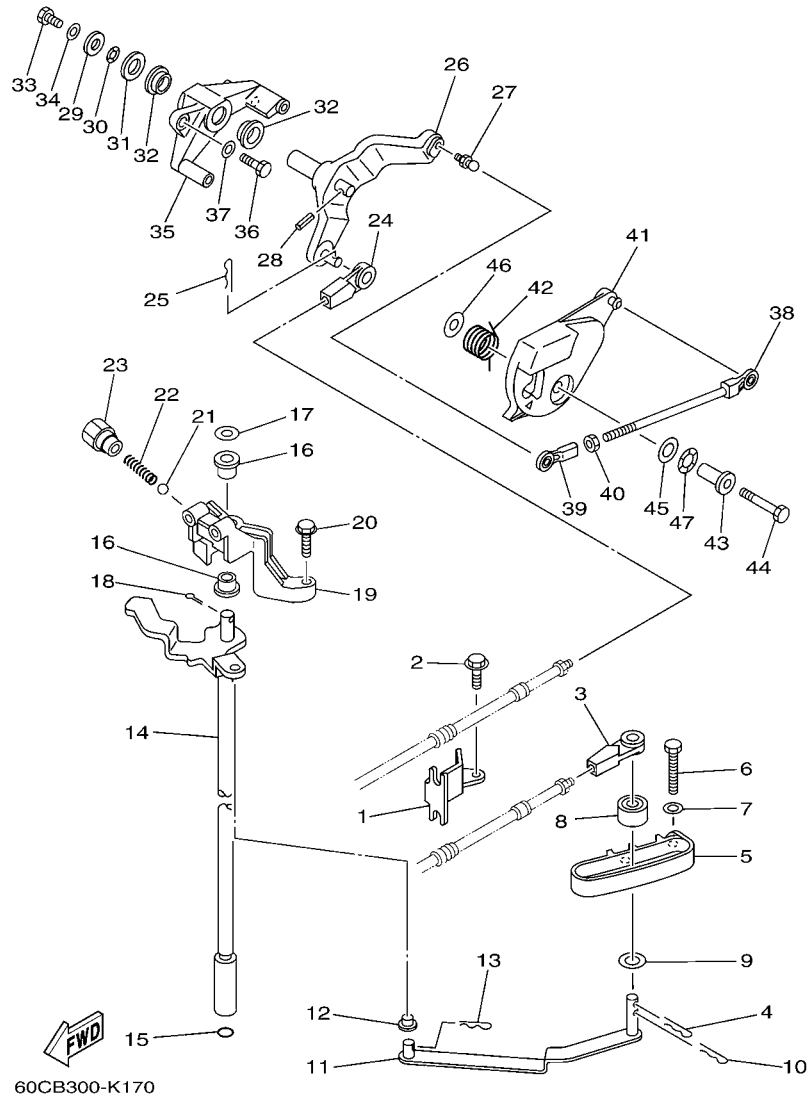


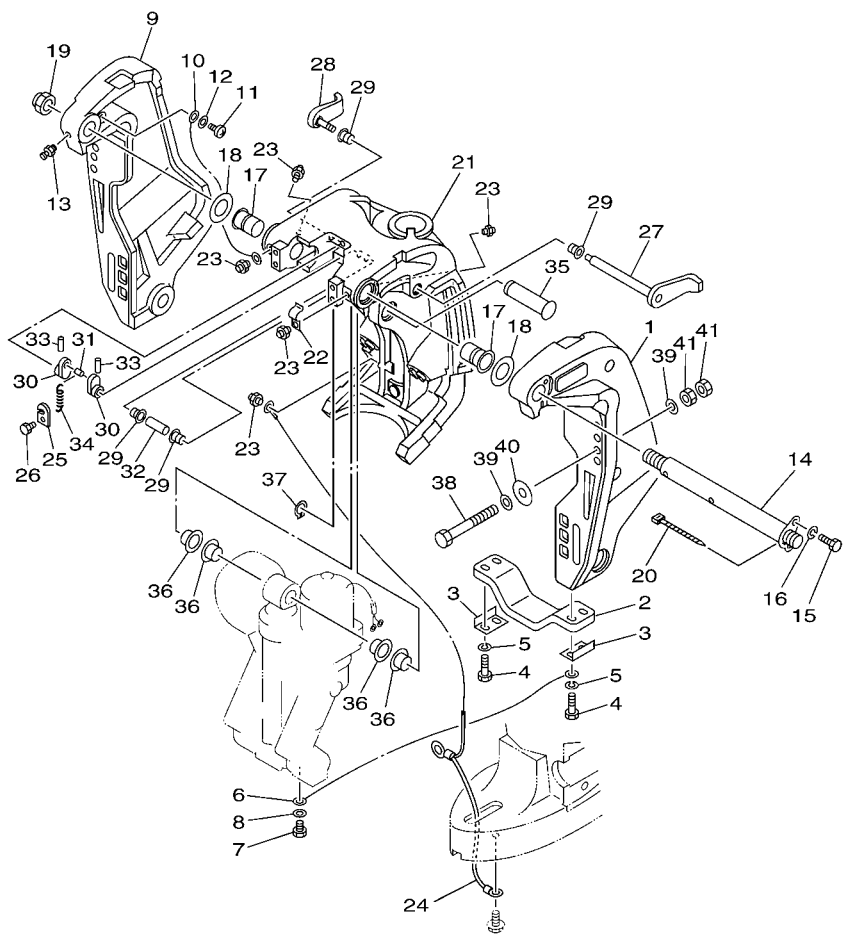
FIG. 23 CONTROL

CONTROL

| REF. NO. | PART NO. CODIGO Nº | DESCRIPTION DESCRIPCION | ET | EHD | | | | REMARKS OBSERVACIONES |
|----------|--------------------|-----------------------------------|----|-----|--|--|--|-----------------------|
| 27 | 663-85518-00 | JOINT, BALL CONECTOR | 1 | 1 | | | | |
| 28 | 91690-30018 | PIN, SPRING PASADOR DE RESORTE | 1 | 1 | | | | |
| 29 | 90201-06068 | WASHER, PLATE ARANDELA PLANA | 1 | 1 | | | | |
| 30 | 90206-12M00 | WASHER, WAVE ARANDELA ONDULADA | 1 | 1 | | | | |
| 31 | 92990-12600 | WASHER, PLATE ARANDELA PLANA | 1 | 1 | | | | |
| 32 | 90386-12069 | BUSH BUJE | 2 | 2 | | | | |
| 33 | 97095-06012 | BOLT PERNO | 1 | 1 | | | | |
| 34 | 92995-06600 | WASHER ARANDELA | 1 | 1 | | | | |
| 35 | 67F-41661-00-94 | BRACKET 1 SOPORTE 1 | 1 | 1 | | | | |
| 36 | 97095-06025 | BOLT PERNO | 2 | 2 | | | | |
| 37 | 92995-06600 | WASHER ARANDELA | 2 | 2 | | | | |
| 38 | 67F-41237-00 | JOINT, LINK CONECTOR | 1 | 1 | | | | |
| 39 | 682-41237-00 | JOINT, LINK CONECTOR | 1 | 1 | | | | |
| 40 | 95380-05600 | NUT TUERCA | 1 | 1 | | | | |
| 41 | 67F-41213-01 | CAM, ACCEL. LEVA ACELERADOR | 1 | 1 | | | | |
| 42 | 67F-44135-00 | SPRING RESORTE | 1 | 1 | | | | |
| 43 | 90387-06M82 | COLLAR ESPACIADOR | 1 | 1 | | | | |
| 44 | 97095-06035 | BOLT PERNO | 1 | 1 | | | | |
| 45 | 90201-10M02 | WASHER, PLATE ARANDELA PLANA | 1 | 1 | | | | |
| 46 | 90201-06M31 | WASHER, PLATE ARANDELA PLANA | 1 | 1 | | | | |
| 47 | 90206-10M04 | WASHER, WAVE ARANDELA ONDULADA | 1 | 1 | | | | |

FIG. 24 BRACKET 1

SOPORTE 1

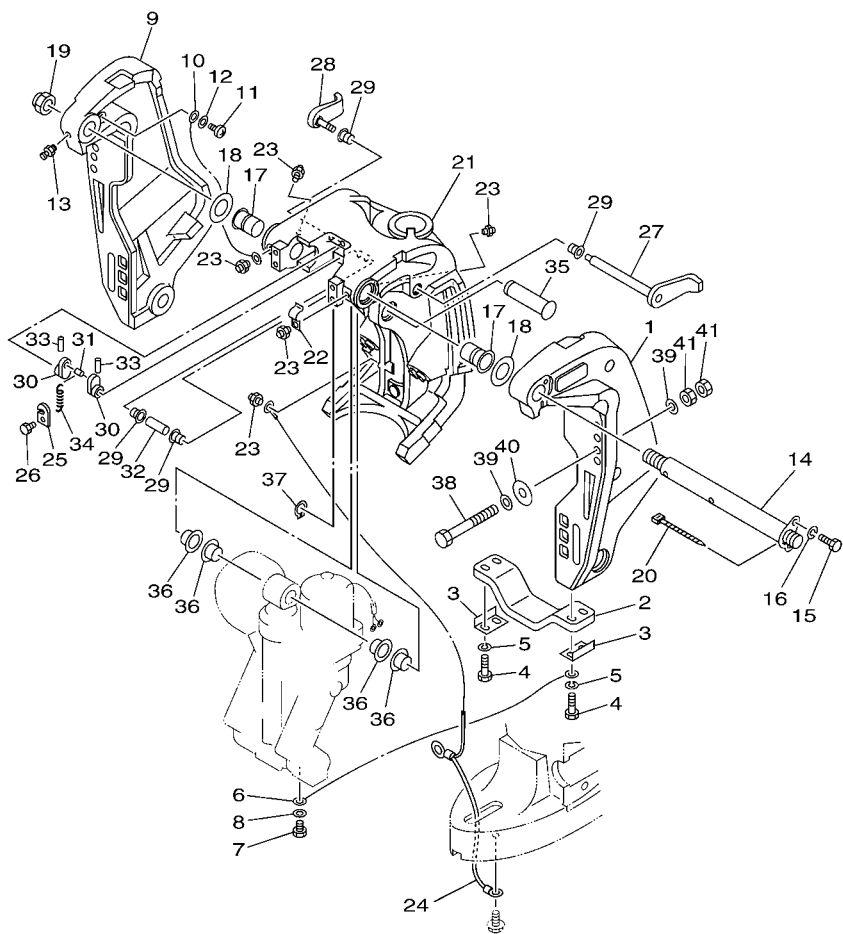


60CB300-K180

| REF. NO. | PART NO. CODIGO Nº | DESCRIPTION DESCRIPCION | ET | EHD | REMARKS OBSERVACIONES |
|----------|--------------------|---|----|-----|-----------------------|
| 1 | 68V-43111-01-8D | BRACKET, CLAMP 1 SOPORTE DE LA ABRAZADERA 1 | 1 | | |
| 2 | 6G5-45251-02 | ANODE CATODE | 1 | | |
| 3 | 6G5-44526-00 | PLATE PLACA 1 | 2 | | |
| 4 | 97095-06030 | BOLT PERNO | 4 | | |
| 5 | 92995-06100 | WASHER, SPRING ARANDELA | 4 | | |
| 6 | 6E5-82148-00 | WIRE, LEAD 4 CABLE CONDUCTOR 4 | 1 | | |
| 7 | 97095-06010 | BOLT PERNO | 1 | | |
| 8 | 92995-06600 | WASHER ARANDELA | 1 | | |
| 9 | 68V-43112-01-8D | BRACKET, CLAMP 2 SOPORTE DE LA ABRAZADERA 2 | 1 | | |
| 10 | 6E5-82148-00 | WIRE, LEAD 4 CABLE CONDUCTOR 4 | 1 | | |
| 11 | 97885-06012 | SCREW, PAN HEAD TORNILLO A MUESCA | 1 | | |
| 12 | 92995-06600 | WASHER ARANDELA | 1 | | |
| 13 | 93700-06M03 | NIPPLE, GREASE BOQUILLA DE ENGRASAR | 1 | | |
| 14 | 64E-43131-01 | BOLT, CLAMP BRACKET TORNILLO DE ABRAZADERA DEL SOP | 1 | | |
| 15 | 97095-08020 | BOLT PERNO | 1 | | |
| 16 | 92995-08100 | WASHER ARANDELA | 1 | | |
| 17 | 90386-25M31 | BUSH BUJE | 2 | | |
| 18 | 90201-26M59 | WASHER, PLATE ARANDELA PLANA | 2 | | |
| 19 | 90185-22M11 | NUT, SELF-LOCKING TUERCA AUTOBLOCANTE | 1 | | |
| 20 | 90465-11M10 | CLAMP BRIDA | 1 | | |
| 21 | 64E-43311-10-8D | BRACKET, SWIVEL 1 SOPORTE GIRATORIO 1 | 1 | | L(20.3") L(20.3") |
| | 64E-43311-20-8D | BRACKET, SWIVEL 1 SOPORTE GIRATORIO 1 | 1 | | X(25.3") X(25.3") |
| 22 | 90465-08M63 | CLAMP BRIDA | 1 | | |
| 23 | 93700-06M03 | NIPPLE, GREASE BOQUILLA DE ENGRASAR | 5 | | |
| 24 | 66K-82149-00 | WIRE, LEAD 3 CABLE CONDUCTOR 3 | 1 | | L(20.3") L(20.3") |
| | 68V-82149-30 | WIRE, LEAD 3 CABLE CONDUCTOR 3 | 1 | | X(25.3") X(25.3") |
| 25 | 66T-43144-00 | HOOK, SPRING GANCHO | 1 | | |

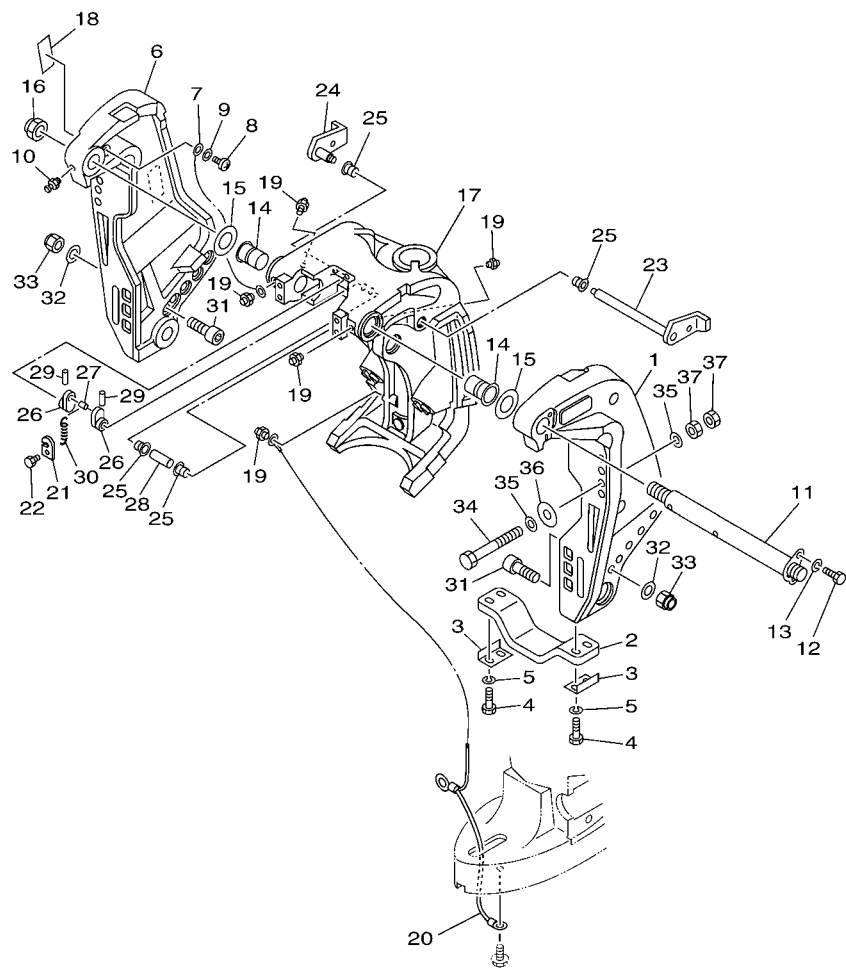
FIG. 24 BRACKET 1

SOPORTE 1



FWD
60CB300-K180

| REF. NO. | PART NO. CODIGO Nº | DESCRIPTION DESCRIPCION | ET | EHD | REMARKS OBSERVACIONES |
|----------|--------------------|--|----|-----|-----------------------|
| 26 | 97095-06010 | BOLT PERNO | 1 | | |
| 27 | 6G5-43181-02 | LEVER, TILT STOP 1 PALANCA TOPE INCLINACION 1 | 1 | | |
| 28 | 6G5-43185-02 | LEVER, TILT STOP 2 PALANCA TOPE INCLINACION 2 | 1 | | |
| 29 | 90386-10M16 | BUSH BUJE | 4 | | |
| 30 | 6G5-43148-00 | COLLAR, DISTANCE COLLAR | 2 | | |
| 31 | 90249-06M19 | PIN PASADOR | 1 | | |
| 32 | 90387-10M05 | COLLAR ESPACIADOR | 1 | | |
| 33 | 91690-30020 | PIN, SPRING PASADOR DE RESORTE | 2 | | |
| 34 | 90506-14M24 | SPRING, TENSION RESORTE DE TENSION | 1 | | |
| 35 | 64E-43126-00 | PIN, UPPER SHOCK MOUNT PASADOR DE AMORTIGUADOR SUPERIOR | 1 | | |
| 36 | 90386-22M98 | BUSH BUJE | 4 | | |
| 37 | 93410-22M11 | CIRCLIP SEGURO | 1 | | |
| 38 | 90101-12M05 | BOLT (L:130MM) TORNILLO (L:130MM) | 4 | | |
| 39 | 90201-13M01 | WASHER, PLATE ARANDELA PLANA | 8 | | |
| 40 | 90201-12M05 | WASHER, PLATE ARANDELA PLANA | 4 | | |
| 41 | 95380-12600 | NUT TUERCA | 8 | | |
| | | | | | |
| | | | | | |
| | | | | | |
| | | | | | |



60CB200-K250

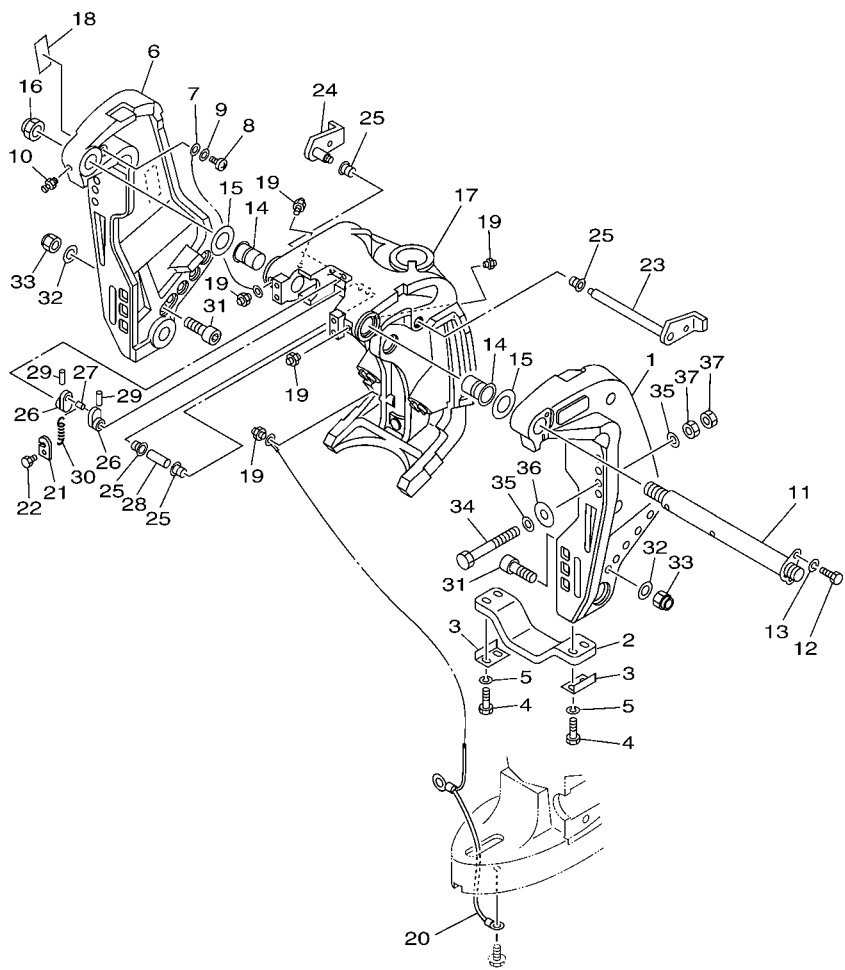
FIG. 25 BRACKET 2

SOPORTE 2

| REF. NO. | PART NO. CODIGO Nº | DESCRIPTION DESCRIPCION | ET | EHD | REMARKS OBSERVACIONES |
|----------|--------------------|---|----|-----|-----------------------|
| 1 | 6BC-43111-00-8D | BRACKET, CLAMP 1 SOPORTE DE LA ABRAZADERA 1 | | 1 | |
| 2 | 6G5-45251-02 | ANODE CATODE | | 1 | |
| 3 | 6G5-44526-00 | PLATE PLACA 1 | | 2 | |
| 4 | 97095-06030 | BOLT PERNO | | 4 | |
| 5 | 92995-06100 | WASHER, SPRING ARANDELA | | 4 | |
| 6 | 6BC-43112-00-8D | BRACKET, CLAMP 2 SOPORTE DE LA ABRAZADERA 2 | | 1 | |
| 7 | 6E5-82148-00 | WIRE, LEAD 4 CABLE CONDUCTOR 4 | | 1 | |
| 8 | 97885-06012 | SCREW, PAN HEAD TORNILLO A MUESCA | | 1 | |
| 9 | 92995-06600 | WASHER ARANDELA | | 1 | |
| 10 | 93700-06M03 | NIPPLE, GREASE BOQUILLA DE ENGRASAR | | 1 | |
| 11 | 64E-43131-01 | BOLT, CLAMP BRACKET TORNILLO DE ABRAZADERA DEL SOP | | 1 | |
| 12 | 97095-08020 | BOLT PERNO | | 1 | |
| 13 | 92995-08100 | WASHER ARANDELA | | 1 | |
| 14 | 90386-25M31 | BUSH BUJE | | 2 | |
| 15 | 90201-26M59 | WASHER, PLATE ARANDELA PLANA | | 2 | |
| 16 | 90185-22M11 | NUT, SELF-LOCKING TUERCA AUTOBLOCANTE | | 1 | |
| 17 | 6BC-43311-10-8D | BRACKET, SWIVEL 1 SOPORTE GIRATORIO 1 | | 1 | X(25.3") X(25.3") |
| 18 | 63D-43691-00 | INDICATOR, TILT INDICADOR | | 1 | |
| 19 | 93700-06M03 | NIPPLE, GREASE BOQUILLA DE ENGRASAR | | 5 | |
| 20 | 68V-82149-30 | WIRE, LEAD 3 CABLE CONDUCTOR 3 | | 1 | X(25.3") X(25.3") |
| 21 | 66T-43144-00 | HOOK, SPRING GANCHO | | 1 | |
| 22 | 97095-06010 | BOLT PERNO | | 1 | |
| 23 | 6BC-43181-00 | LEVER, TILT STOP 1 PALANCA TOPE INCLINACION 1 | | 1 | |
| 24 | 6BC-43185-00 | LEVER, TILT STOP 2 PALANCA TOPE INCLINACION 2 | | 1 | |
| 25 | 90386-10M16 | BUSH BUJE | | 4 | |
| 26 | 6G5-43148-00 | COLLAR, DISTANCE COLLAR | | 2 | |
| 27 | 90249-06M19 | PIN PASADOR | | 1 | |

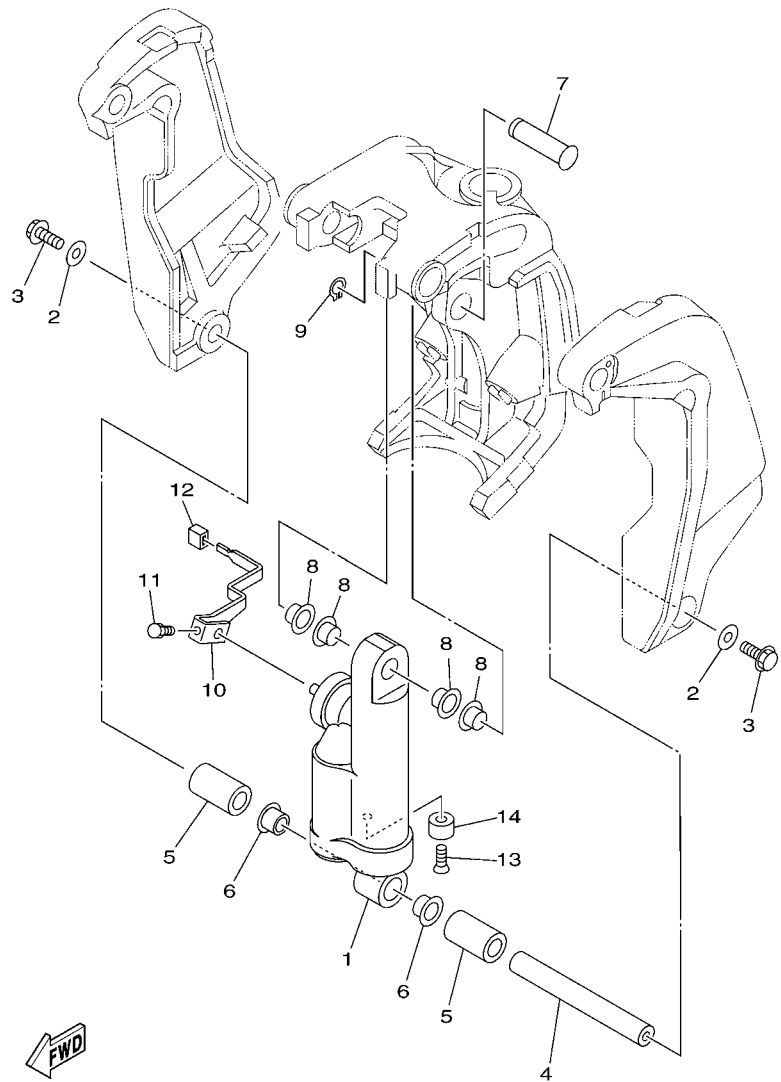
FIG. 25 BRACKET 2

SOPORTE 2



FWD
60CB200-K250

| REF. NO. | PART NO. CODIGO Nº | DESCRIPTION DESCRIPCION | ET | EHD | REMARKS OBSERVACIONES |
|----------|--------------------|--|----|-----|-----------------------|
| 28 | 90387-10M05 | COLLAR ESPACIADOR | | 1 | |
| 29 | 91690-30020 | PIN, SPRING PASADOR DE RESORTE | | 2 | |
| 30 | 90506-14M24 | SPRING, TENSION RESORTE DE TENSION | | 1 | |
| 31 | 90110-12M00 | BOLT, HEXAGON SOCKET HEAD TORNILLO ALLEN | | 2 | |
| 32 | 92990-12200 | WASHER, PLAIN ARANDELA PLANA | | 2 | |
| 33 | 90185-12M12 | NUT, SELF-LOCKING TUERCA AUTOBLOCANTE | | 2 | |
| 34 | 90101-12M05 | BOLT (L:130MM) TORNILLO (L:130MM) | | 4 | |
| 35 | 90201-13M01 | WASHER, PLATE ARANDELA PLANA | | 8 | |
| 36 | 90201-12M05 | WASHER, PLATE ARANDELA PLANA | | 4 | |
| 37 | 95380-12600 | NUT TUERCA | | 8 | |
| | | | | | |
| | | | | | |
| | | | | | |
| | | | | | |
| | | | | | |
| | | | | | |
| | | | | | |

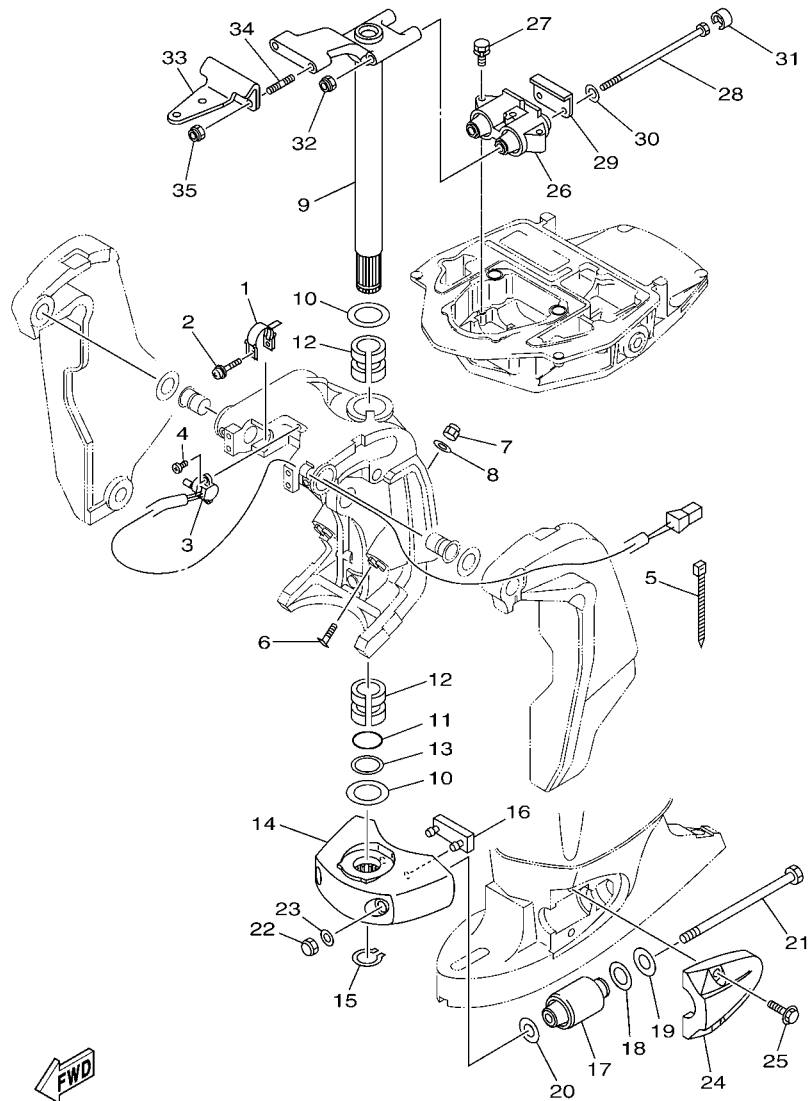


60C9200-H250

FIG. 26 BRACKET 3

SOPORTE 3

| REF. NO. | PART NO. CODIGO Nº | DESCRIPTION DESCRIPCION | ET | EHD | REMARKS OBSERVACIONES |
|----------|--------------------|--|----|-----|-----------------------|
| 1 | 6BC-43107-00-8D | SHOCK ABSORBER SUB-ASSY AMORTIGUADOR COMPL | | 1 | |
| 2 | 90201-10060 | WASHER, PLATE ARANDELA PLANA | | 2 | |
| 3 | 97575-10530 | BOLT, WITH WASHER PERNO CON ARANDELA | | 2 | |
| 4 | 6BC-43818-00 | PIN, LOWER SHOCK MOUNT PASADOR AMORTIGUADOR INFERIOR | | 1 | |
| 5 | 90387-22018 | COLLAR ESPACIADOR | | 2 | |
| 6 | 90386-22M98 | BUSH BUJE | | 2 | |
| 7 | 64E-43126-00 | PIN, UPPER SHOCK MOUNT PASADOR DE AMORTIGUADOR SUPERIOR | | 1 | |
| 8 | 90386-22M98 | BUSH BUJE | | 4 | |
| 9 | 93410-22M11 | CIRCLIP SEGURO | | 1 | |
| 10 | 6BC-43631-00 | LEVER, TILT PALANCA DE INCLINACION | | 1 | |
| 11 | 90101-06057 | BOLT TORNILLO | | 1 | |
| 12 | 6G1-43318-01 | COVER CUBIERTA | | 1 | |
| 13 | 90152-06M01 | SCREW, COUNTERSUNK TORNILLO EMBUTIDO | | 1 | |
| 14 | 663-45251-00 | ANODE CATODE | | 1 | |

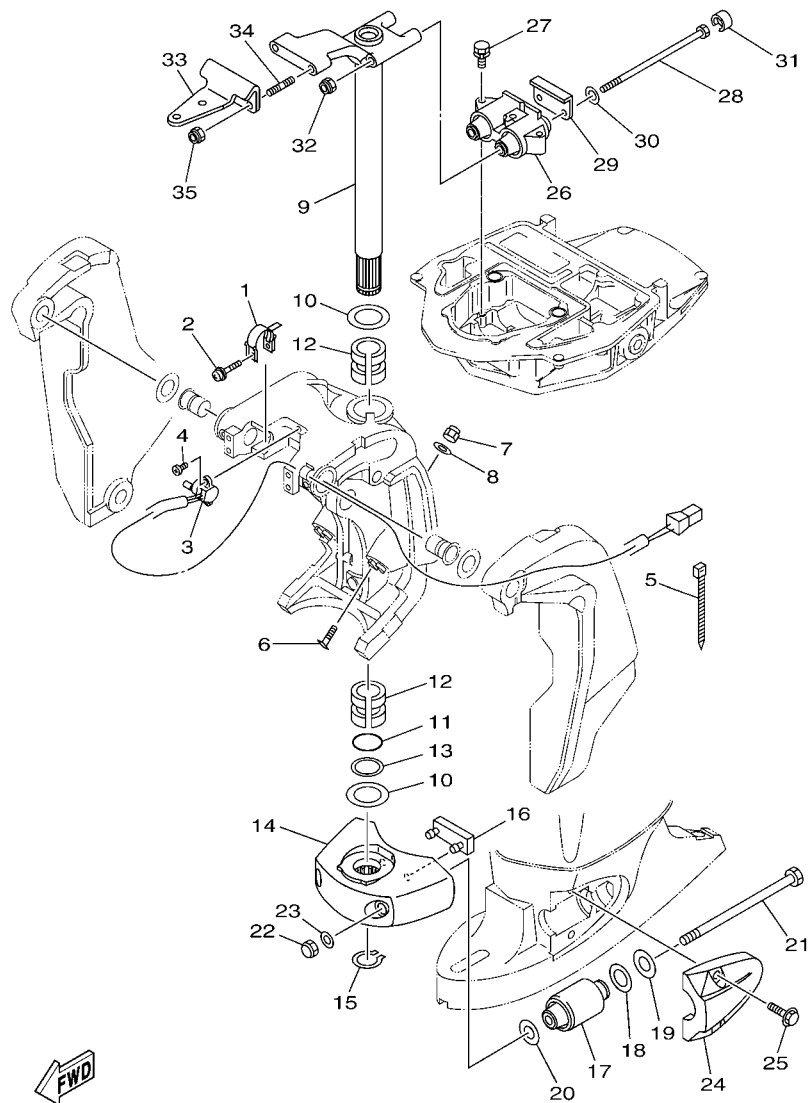


68V9110-J200

FIG. 27 BRACKET 4

SOPORTE 4

| REF. NO. | PART NO. CODIGO N° | DESCRIPTION DESCRIPCION | ET | EHD | REMARKS OBSERVACIONES |
|----------|------------------------------------|--|--------|-----|--|
| 1 | 64E-43139-10 | CAM, TRIM SENDER LEVA TRANSMISOR DE INCLINDOR | 1 | | |
| 2 | 90159-05059 | SCREW, WITH WASHER TORNILLO CON VALONA | 1 | | |
| 3 | 67H-83672-01 | TRIM SENDER TRANSMISOR DE INCLINADOR | 1 | | |
| 4 | 97885-06016 | SCREW, PAN HEAD TORNILLO A MUESCA | 2 | | |
| 5 | 90465-11M10 | CLAMP BRIDA | 3 | | |
| 6 | 63P-43376-00 | BOLT, THRUST RECEIVER TORNILLO RECEPTOR | 2 | | |
| 7 | 95780-10300 | NUT, FLANGE TUERCA | 2 | | |
| 8 | 92995-10600 | WASHER ARANDELA | 2 | | |
| 9 | 68V-42510-11-8D 68V-42510-31-8D | STEERING BRACKET ASSY SOPORTE DIRECCION COMPL. STEERING BRACKET ASSY SOPORTE DIRECCION COMPL. | 1 1 | 1 | L(20.3") L(20.3") X(25.3") X(25.3") |
| 10 | 90201-38M60 | WASHER, PLATE ARANDELA PLANA | 2 | 2 | |
| 11 | 93210-37MH7 | O-RING ANILLO O | 1 | 1 | |
| 12 | 90386-38M32 | BUSH BUJE | 2 | 2 | |
| 13 | 90202-40M47 | WASHER, PLATE ARANDELA DE PLANA | 1 | 1 | |
| 14 | 68V-44551-00-8D | HOUSING, LOWER MOUNT RUBBER 1 CAJA AMORTIGUADOR INFERIOR HU | 1 | 1 | |
| 15 | 93410-37M04 | CIRCLIP SEGURO | 1 | 1 | |
| 16 | 61A-44575-00 | DAMPER, LOWER MOUNT RUBBER AMORTIGUADOR INFERIOR | 1 | 1 | |
| 17 | 61A-44555-01-94 | MOUNT DAMPER, LOWER SIDE AMORTIGUADOR DE HULE LADO INFE | 2 | 2 | |
| 18 | 90202-32M19 | WASHER, PLATE ARANDELA DE PLANA | 2 | 2 | |
| 19 | 90201-16M55 | WASHER, PLATE ARANDELA PLANA | 2 | 2 | |
| 20 | 90201-15M58 | WASHER, PLATE ARANDELA PLANA | 2 | 2 | |
| 21 | 90109-14007 | BOLT PERNO | 2 | 2 | |
| 22 | 95380-14600 | NUT TUERCA | 2 | 2 | |
| 23 | 92995-14600 | WASHER ARANDELA | 2 | 2 | |
| 24 | 68V-44553-00-8D | COVER, LOWER MOUNT CUBIERTA, AMORTIGUADOR INFERIOR | 2 | 2 | |
| 25 | 90119-10049 | BOLT, WITH WASHER TORNILLO CON ARANDELA | 4 | 4 | |
| 26 | 67F-44514-01 | MOUNT DAMPER, UPPER SIDE AMORTIGUADOR LADO SUPERIOR | 1 | 1 | |



68V9110-J200

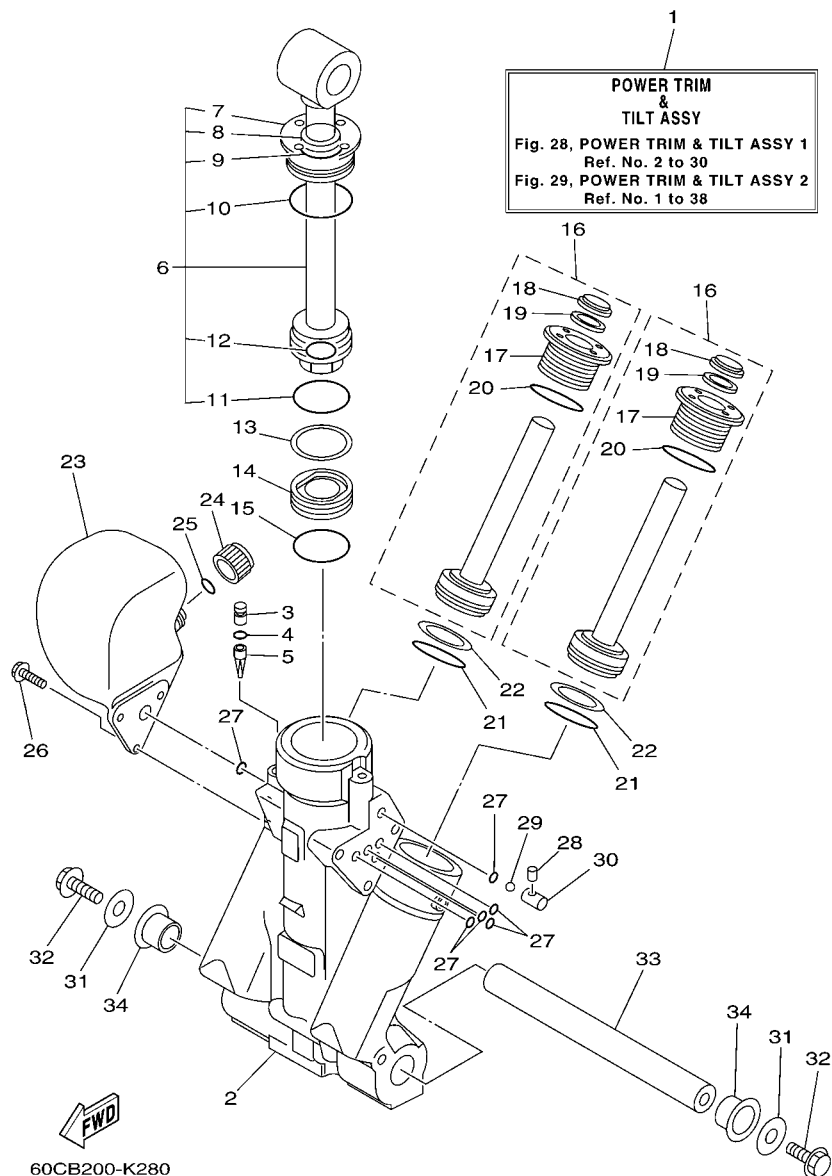
FIG. 27 BRACKET 4

SOPORTE 4

| REF. NO. | PART NO. CODIGO Nº | DESCRIPTION DESCRIPCION | ET | EHD | REMARKS OBSERVACIONES |
|----------|--------------------|---|----|-----|-----------------------|
| 27 | 90119-08091 | BOLT, WITH WASHER TORNILLO CON ARANDELA | 3 | 3 | |
| 28 | 90109-12007 | BOLT PERNO | 2 | 2 | |
| 29 | 67F-44526-00 | PLATE PLACA 1 | 1 | 1 | |
| 30 | 90201-12M09 | WASHER, PLATE ARANDELA PLANA | 2 | 2 | |
| 31 | 67F-44533-00 | DAMPER, UPPER MOUNT RUBBER AMORTIGUADOR SUPERIOR | 2 | 2 | |
| 32 | 90185-12M12 | NUT, SELF-LOCKING TUERCA AUTOBLOCANTE | 2 | 2 | |
| 33 | 68V-48511-10 | HOOK, STEERING GANCHO DIRECCION | 1 | 1 | |
| 34 | 90116-10175 | BOLT, STUD ESPARRAGO | 2 | 2 | |
| 35 | 90185-10051 | NUT, SELF-LOCKING TUERCA AUTOBLOCANTE | 2 | 2 | |

FIG. 28 POWER TRIM & TILT ASSY 1

COMPONER Y PODER VARILLA 1

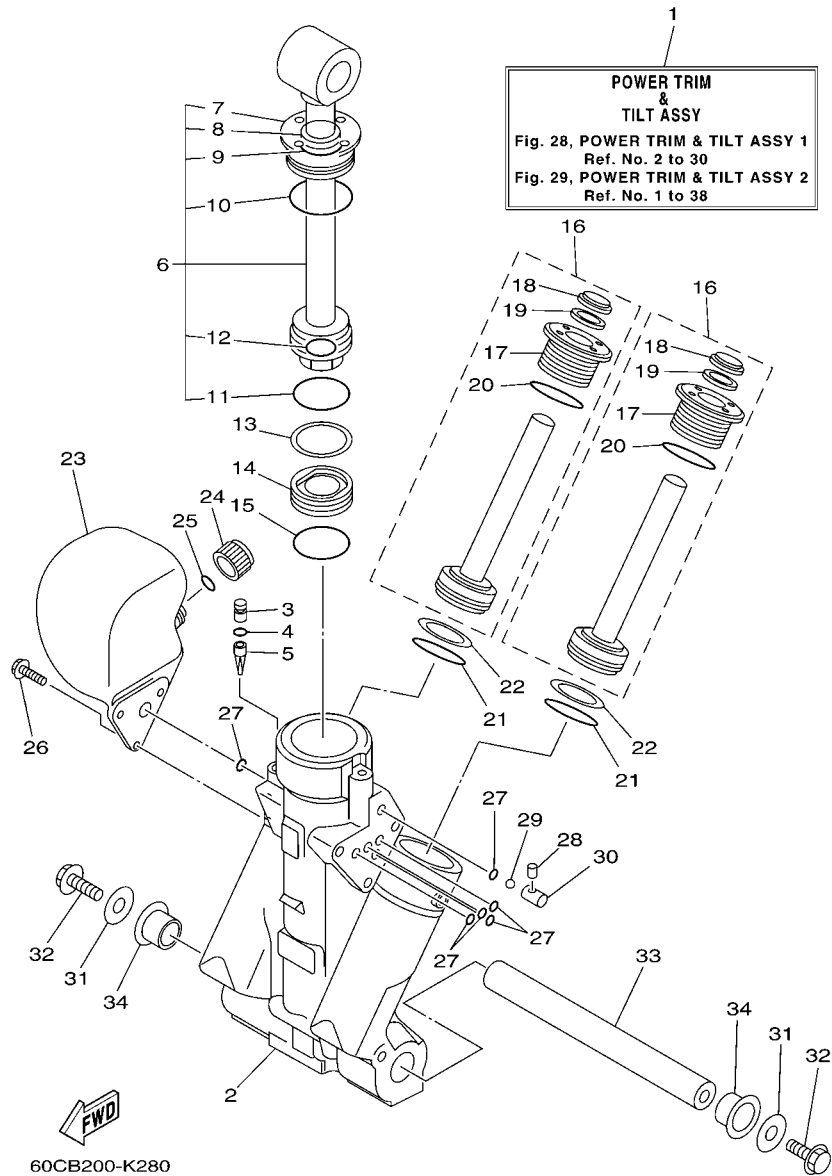


60CB200-K280

| REF. NO. | PART NO. CODIGO Nº | DESCRIPTION DESCRIPCION | ET | EHD | | REMARKS OBSERVACIONES |
|----------|--------------------|--|----|-----|--|-----------------------|
| 1 | 68V-43800-04 | POWER TRIM & TILT ASSY ELEVADOR HIDRAULICO COMPL. | 1 | | | |
| 2 | 64E-43825-03 | HOUSING, TRIM & TILT CAJA INCLINACION Y ADRNO | 1 | | | |
| 3 | 6AW-4388J-00 | PLUG 2 TAPON 2 | 1 | | | |
| 4 | 93210-10M74 | O-RING ANILLO O | 1 | | | |
| 5 | 64E-43817-00 | FILTER 2 FIELTRO 2 | 1 | | | |
| 6 | 64E-43810-02 | TILT PISTON SUB ASSY ELEVADOR SUB-PISTON COMPL. | 1 | | | |
| 7 | 64E-43811-02 | .SCREW, CYLINDER END .TORNILLO CILINDRO EXTREMO | 1 | | | |
| 8 | 64E-43898-00 | .SEAL, DUST 2 .SELLO ANTIPOLVO | 1 | | | |
| 9 | 64E-43867-00 | .O-RING .ANILLO EN O 7 | 1 | | | |
| 10 | 64E-43866-00 | .O-RING .ANILLO EN O 6 | 1 | | | |
| 11 | 6E5-43862-00 | .O-RING .ANILLO EN O 2 | 1 | | | |
| 12 | 64E-43883-00 | .O-RING .ANILLO EN O 10 | 1 | | | |
| 13 | 6E5-43872-00 | RING, BACK UP ANILLO | 1 | | | |
| 14 | 6E5-43814-02 | PISTON, FREE PISTON LIBRE | 1 | | | |
| 15 | 6E5-43862-00 | O-RING ANILLO EN O 2 | 1 | | | |
| 16 | 64E-43820-02 | TRIM PISTON SUB ASSY ELEVADOR PISTON COMPL. | 2 | | | |
| 17 | 64E-43821-02 | .SCREW, TRIM CYLINDER END .TORNILLO CILINDURO EXTREMO | 1 | | | |
| 18 | 64E-43822-00 | .SEAL, TRIM DUST .SELLO DE POLVO | 1 | | | |
| 19 | 64E-4384J-00 | .SEAL, TRIM DOWN .SELLO | 1 | | | |
| 20 | 6G5-43864-00 | .O-RING .ANILLO EN O 4 | 1 | | | |
| 21 | 6E5-43864-00 | O-RING ANILLO EN O 4 | 2 | | | |
| 22 | 6E5-43874-01 | RING, BACK UP ANILLO | 2 | | | |
| 23 | 64E-43828-01 | BODY, RESERVOIR CUERPO DEPOSITO | 1 | | | |
| 24 | 64E-43829-01 | PLUG, RESERVOIR TAPON DEPOSITO | 1 | | | |
| 25 | 64E-43897-00 | O-RING ANILLO EN O | 1 | | | |
| 26 | 64E-4388E-01 | BOLT ,SCREW (L:14MM) PERNO (L:14MM) | 3 | | | |
| 27 | 64E-43869-00 | O-RING ANILLO EN O 9 | 6 | | | |

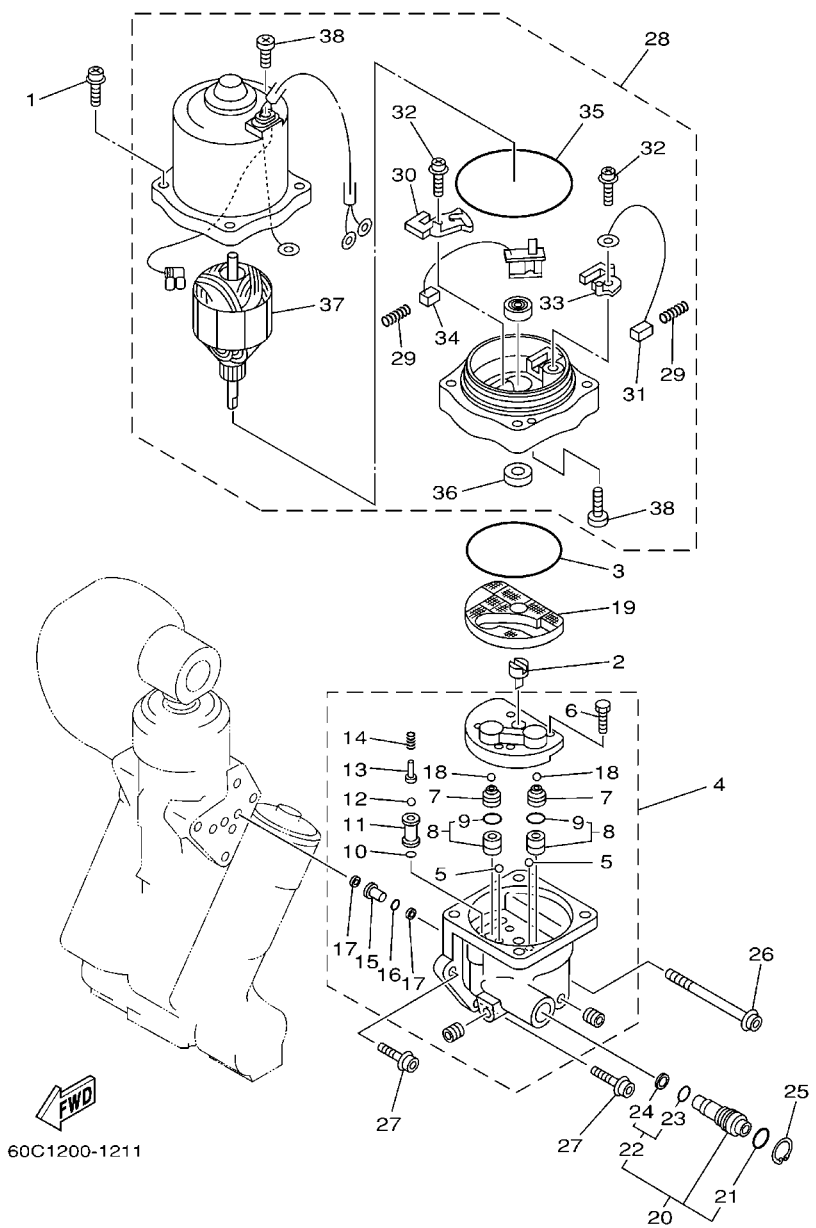
FIG. 28 POWER TRIM & TILT ASSY 1

COMPONER Y PODER VARILLA 1

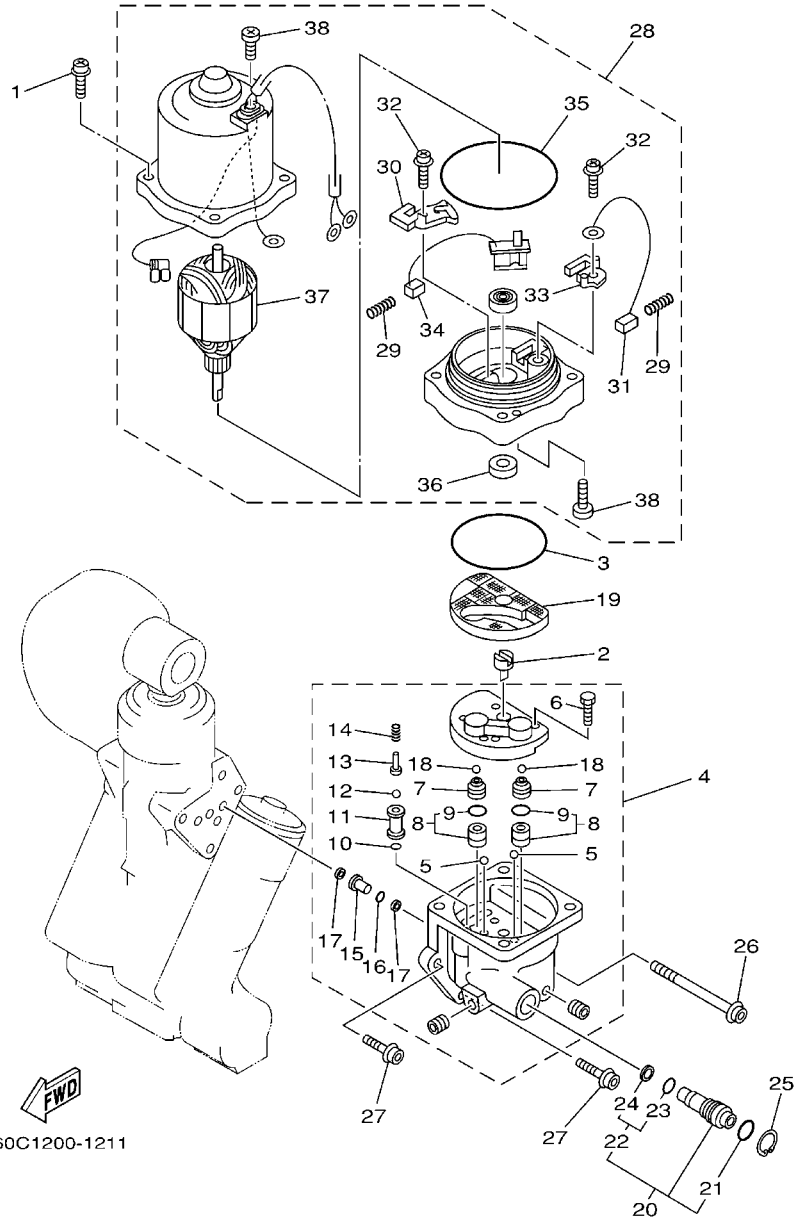


| REF. NO. | PART NO. CODIGO Nº | DESCRIPTION DESCRIPCION | ET | EHD | REMARKS OBSERVACIONES |
|----------|--------------------|--|----|-----|-----------------------|
| 28 | 64E-4381G-00 | PIN PASADOR 1 | 1 | | |
| 29 | 6E5-43858-00 | BALL ESFERA | 1 | | |
| 30 | 64E-4382G-00 | VALVE, SEAT JUEGO ASIENTO VALVULA | 1 | | |
| 31 | 90201-10060 | WASHER, PLATE ARANDELA PLANA | 2 | | |
| 32 | 97575-10530 | BOLT, WITH WASHER PERNO CON ARANDELA | 2 | | |
| 33 | 6BC-43818-00 | PIN, LOWER SHOCK MOUNT PASADOR AMORTIGUADOR INFERIOR | 1 | | |
| 34 | 90386-22M98 | BUSH BUJE | 2 | | |
| | | | | | |
| | | | | | |
| | | | | | |
| | | | | | |
| | | | | | |
| | | | | | |
| | | | | | |
| | | | | | |
| | | | | | |
| | | | | | |
| | | | | | |
| | | | | | |
| | | | | | |
| | | | | | |
| | | | | | |
| | | | | | |
| | | | | | |
| | | | | | |

FIG. 29 POWER TRIM & TILT ASSY 2 COMPONER Y PODER VARILLA 2



| REF. NO. | PART NO. CODIGO Nº | DESCRIPTION DESCRIPCION | ET | EHD | REMARKS OBSERVACIONES |
|----------|--------------------|---|----|-----|-----------------------|
| 1 | 64E-4388E-11 | BOLT ,SCREW (L:34.7MM) PERNO (L:34.7MM) | 4 | | |
| 2 | 64E-43831-00 | CONNECTOR, SHAFT CONEXION EJE | 1 | | |
| 3 | 64E-43868-00 | O-RING ANILLO EN O 8 | 1 | | |
| 4 | 68V-43830-01 | GEAR PUMP ASSY ENGRANAJE BOMBA COMPL. | 1 | | |
| 5 | 72X-43858-00 | .BALL .ESFERA | 2 | | |
| 6 | 64E-43843-00 | .SCREW, VALVE LOCK .TORNILLO | 4 | | |
| 7 | 6AW-43841-00 | .PISTON, SHUTTLE .PISTON | 2 | | |
| 8 | 64E-43802-00 | .VALVE SUB ASSY .VALVULA PRINCIPAL COMPL. | 2 | | |
| 9 | 6E5-43896-00 | ..O-RING ..ANILLO EN O | 1 | | |
| 10 | 6G5-43863-00 | .O-RING .ANILLO EN O 3 | 1 | | |
| 11 | 66Y-43851-00 | .SEAT, RELIEF VALVE .ASIENTO VALVULA DE DESCARGA | 1 | | |
| 12 | 64E-43858-00 | .BALL .ESFERA | 1 | | |
| 13 | 64E-43859-00 | .PIN, VALVE SUPPORT .PASADOR VALVULA SOPORTE | 1 | | |
| 14 | 68V-43855-00 | .SPRING, UP RELIEF .RESORTE SEGURIDAD SUPERIOR | 1 | | |
| 15 | 64E-43850-00 | .VALVE SUB ASSY .VALVULA COMPL. | 1 | | |
| 16 | 64E-43865-00 | .O-RING .ANILLO EN O 5 | 1 | | |
| 17 | 64E-43816-00 | .FILTER 1 .FILTRO 1 | 2 | | |
| 18 | 6AW-43858-00 | .BALL .ESFERA | 2 | | |
| 19 | 64E-43817-11 | FILTER 2 FILTRO 2 | 1 | | |
| 20 | 64E-43860-01 | MANUAL VALVE SUB-ASSY VALVULA SUB-COMPL. | 1 | | |
| 21 | 72X-85075-L0 | .O-RING .ANILLO EN O 5 | 1 | | |
| 22 | 64E-43827-00 | .RING SET .ESFERA | 1 | | |
| 23 | 64E-4387A-00 | ..O-RING ..ANILLO O | 1 | | |
| 24 | 64E-43873-00 | ..RING, BACK UP ..ANILLO | 1 | | |
| 25 | 6AW-43875-00 | RING, SNAP ANILLO | 1 | | |
| 26 | 64E-43879-11 | SCREW, WITH WASHER TORNILLO CON RONDANA | 1 | | |
| 27 | 64E-43879-01 | SCREW, WITH WASHER TORNILLO CON RONDANA | 2 | | |



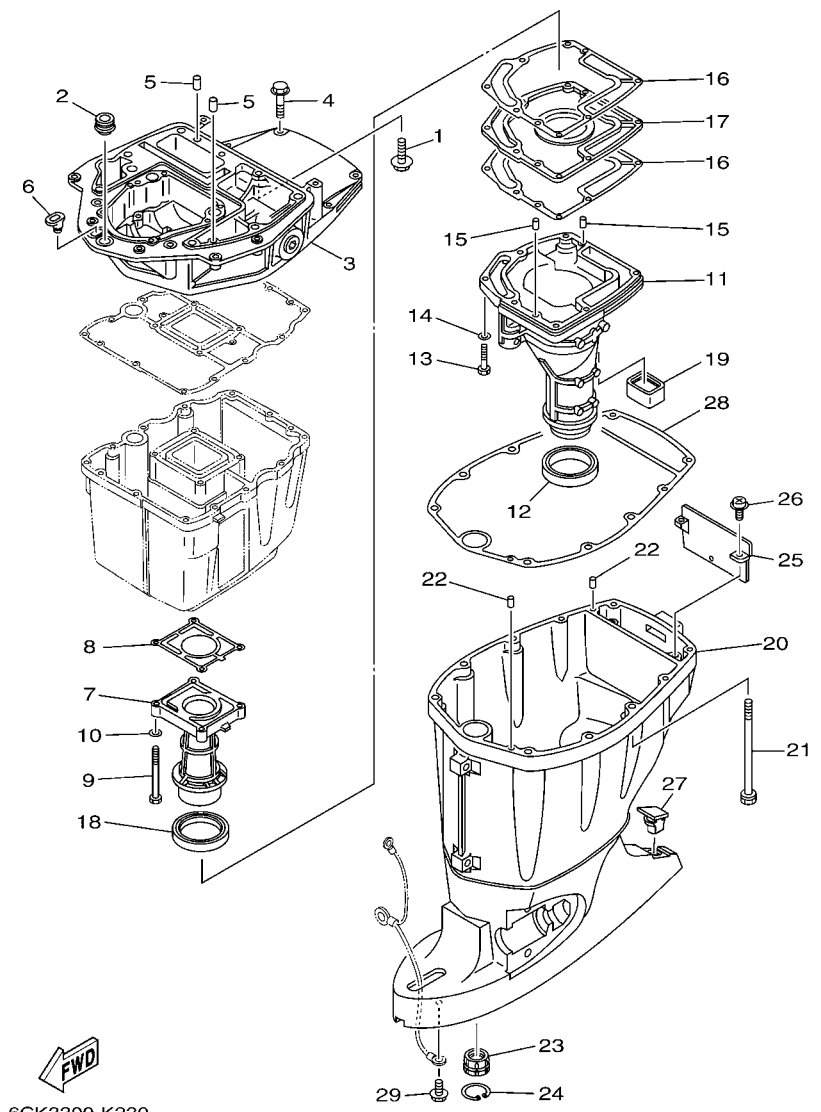
60C1200-1211

FIG. 29 POWER TRIM & TILT ASSY 2 COMPONER Y PODER VARILLA 2

| REF. NO. | PART NO. CODIGO Nº | DESCRIPTION DESCRIPCION | ET | EHD | REMARKS OBSERVACIONES |
|----------|--------------------|---|----|-----|-----------------------|
| 28 | 68V-43880-03 | MOTOR ASSY MOTOR COMPL. | 1 | | |
| 29 | 6H1-4386K-10 | .SPRING, BRUSH .RESORTE, ESCOBILLA | 2 | | |
| 30 | 64E-4380J-00 | .HOLDER, BRUSH .PORTAESCOBILLA | 1 | | |
| 31 | 64E-43891-00 | .BRUSH 1 .ESCOBILLA 1 | 1 | | |
| 32 | 97607-04310 | .SCREW, WITH WASHER .TORNILLO CAB CON PLANA C/ARAN | 2 | | |
| 33 | 64E-4380F-00 | .HOLDER, BRUSH 2 .PORTAESCOBILLA 2 | 1 | | |
| 34 | 64E-43892-00 | .BRUSH 2 .ESCOBILLA 2 | 1 | | |
| 35 | 6G5-43865-00 | .O-RING .ANILLO EN O 5 | 1 | | |
| 36 | 93102-08M43 | .OIL SEAL .SELLO ACEITE | 1 | | |
| 37 | 64E-43805-00 | .ARMATURE ASSY .INDUCIDO COMPL. | 1 | | |
| 38 | 64E-43843-10 | .SCREW, VALVE LOCK .TORNILLO | 3 | | |
| | | | | | |
| | | | | | |
| | | | | | |
| | | | | | |
| | | | | | |
| | | | | | |
| | | | | | |
| | | | | | |
| | | | | | |

FIG. 30 UPPER CASING

FUNDA SUPERIOR



6CK3300-K230

| REF. NO. | PART NO. CODIGO Nº | DESCRIPTION DESCRIPCION | LT | EHD | REMARKS OBSERVACIONES |
|----------|--------------------|---|----|-----|-----------------------|
| 1 | 90119-08M58 | BOLT, WITH WASHER TORNILLO CON ARANDELA | 2 | 2 | |
| 2 | 67F-42724-00 | GROMMET TAPON | 1 | 1 | |
| 3 | 67F-41137-02-CA | GUIDE, EXHAUST GUIA DE ESCAPE | 1 | 1 | |
| 4 | 97575-08540 | BOLT, WITH WASHER PERNO CON ARANDELA | 4 | 4 | |
| 5 | 93608-16M16 | PIN, DOWEL PASADOR DE CLAVIJA | 2 | 2 | |
| 6 | 6G1-42727-00 | GROMMET TAPON | 1 | 1 | |
| 7 | 60C-41131-01-9S | MANIFOLD, EXT. 1 TUBO MULTIPLE DE ESCAPE | 1 | 1 | |
| 8 | 67F-41133-A1 | GASKET, EXHAUST MANIFOLD 1 EMPAQUE ESCAPE MULTIPLE | 1 | 1 | |
| 9 | 97075-06070 | BOLT PERNO | 4 | 4 | |
| 10 | 92995-06600 | WASHER ARANDELA | 4 | 4 | |
| 11 | 60C-14711-10-9S | MUFFLER 1 SILENCIADOR 1 | 1 | | L(20.3") L(20.3") |
| | 60C-14711-30-9S | MUFFLER 1 SILENCIADOR 1 | 1 | 1 | X(25.3") X(25.3") |
| 12 | 68V-45123-00 | GASKET, MUFFLER EMPAQUE SILENCIADOR | 1 | 1 | |
| 13 | 97075-06030 | BOLT PERNO | 7 | 7 | |
| 14 | 92995-06600 | WASHER ARANDELA | 7 | 7 | |
| 15 | 93606-19M23 | PIN, DOWEL PASADOR DE CLAVIJA | 2 | 2 | |
| 16 | 67F-41134-A0 | GASKET, EXHAUST MANIFOLD EMPAQUE | 2 | 2 | |
| 17 | 67F-45181-00-CA | PLATE PLACA | 1 | 1 | |
| 18 | 67F-41138-00 | SEAL, EXT. 1 SELLO, ESCAPE 1 | 1 | 1 | |
| 19 | 67F-45127-00 | SEAL SELLO DE GOMA | 1 | 1 | |
| 20 | 68V-45111-11-8D | CASING, UPPER CAJA SUPERIOR | 1 | | L(20.3") L(20.3") |
| | 68V-45111-31-8D | CASING, UPPER CAJA SUPERIOR | 1 | 1 | X(25.3") X(25.3") |
| 21 | 90119-10M08 | BOLT, WITH WASHER TORNILLO CON ARANDELA | 6 | 6 | |
| 22 | 93608-16M16 | PIN, DOWEL PASADOR DE CLAVIJA | 2 | 2 | |
| 23 | 6E5-45318-00 | BUSHING, DRIVE SHAFT BUJE, EJE DE MANDO | 1 | 1 | |
| 24 | 93420-36M01 | CIRCLIP SEGURO | 1 | 1 | |
| 25 | 67F-45151-00 | COVER, UPPER CASING CUBIERTA FUNDA SUPERIOR | 1 | 1 | |



6CK3300-K230

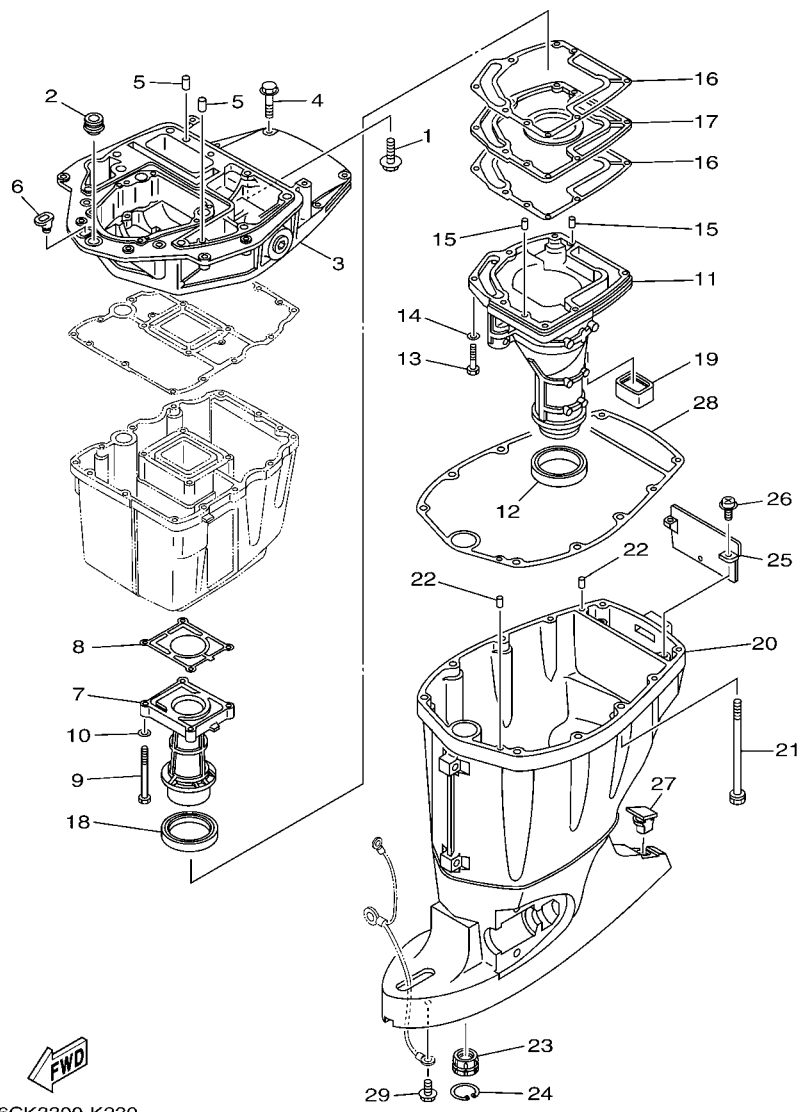


FIG. 30 UPPER CASING

FUNDA SUPERIOR

| REF. NO. | PART NO. CODIGO Nº | DESCRIPTION DESCRIPCION | ET | EHD | REMARKS OBSERVACIONES |
|----------|--------------------|--|----|-----|-----------------------|
| 26 | 97980-06216 | SCREW, WITH WASHER TORNILLO, CON ARANDELA | 2 | 2 | |
| 27 | 6C5-45155-00 | CAP TAPA | 1 | 1 | |
| 28 | 67F-45113-00 | GASKET, UPPER CASING EMPAQUE | 1 | 1 | |
| 29 | 95895-06010 | BOLT, FLANGE TORNILLO DE REBORDE | 1 | 1 | |
| | | | | | |
| | | | | | |
| | | | | | |
| | | | | | |
| | | | | | |
| | | | | | |
| | | | | | |
| | | | | | |
| | | | | | |
| | | | | | |
| | | | | | |
| | | | | | |
| | | | | | |
| | | | | | |
| | | | | | |
| | | | | | |
| | | | | | |
| | | | | | |
| | | | | | |
| | | | | | |

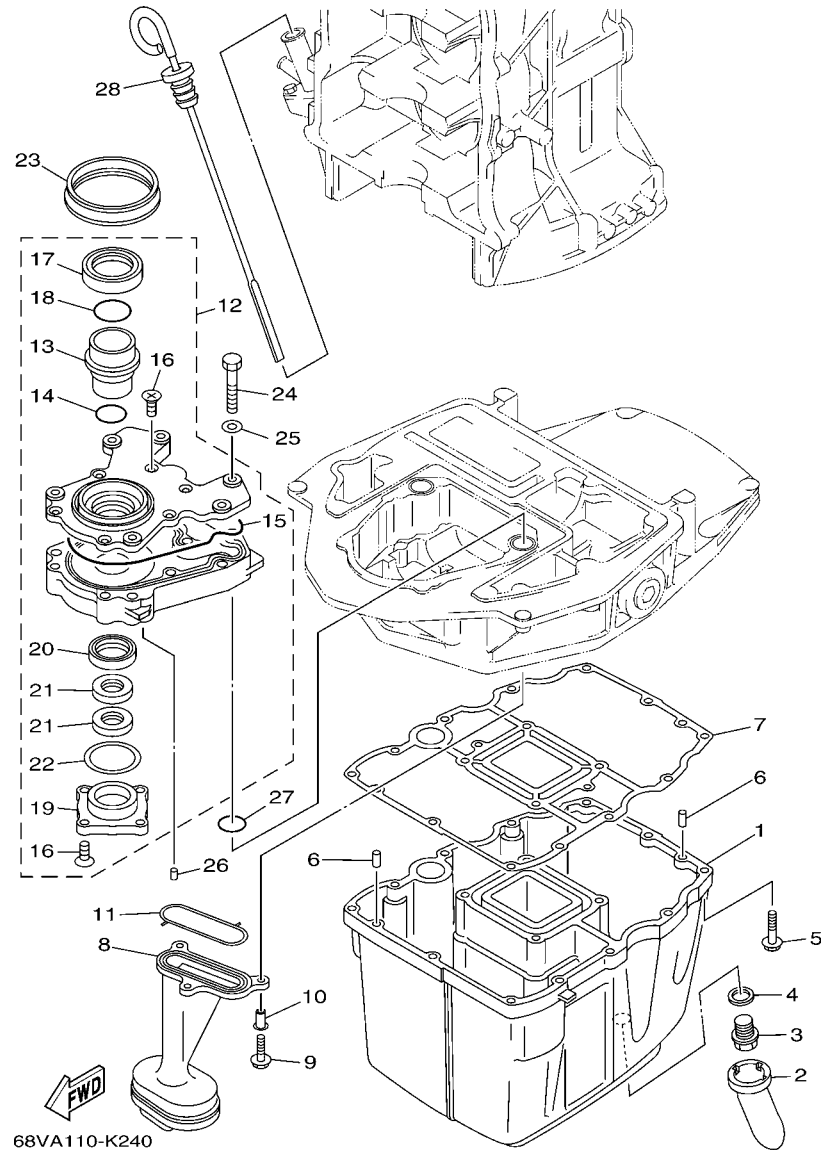


FIG. 31 OIL PAN

OIL PAN

| REF. NO. | PART NO. CODIGO Nº | DESCRIPTION DESCRIPCION | ET | EHD | REMARKS OBSERVACIONES |
|----------|--------------------|---|----|-----|-----------------------|
| 1 | 68V-15311-00-CA | OIL PAN BANDEJA DE ACEITE | 1 | 1 | |
| 2 | 63P-15316-00 | DAMPER 1 AMORTIGUADOR 1 | 1 | 1 | |
| 3 | 90340-14M06 | PLUG, STRAIGHT SCREW TORNILLO, DE DRENAJE | 1 | 1 | |
| 4 | 90430-14M09 | GASKET JUNTA | 1 | 1 | |
| 5 | 97575-06525 | BOLT, WITH WASHER PERNO CON ARANDELA | 12 | 12 | |
| 6 | 93606-12019 | PIN, DOWEL PASADOR DE CLAVIJA | 2 | 2 | |
| 7 | 68V-15312-00 | GASKET, OIL PAN EMPAQ BANDEJA DE ACEITE | 1 | 1 | |
| 8 | 67F-13411-00 | STRAINER, OIL FILTRO DE ACEITE | 1 | 1 | |
| 9 | 95812-06025 | BOLT, FLANGE TORNILLO DE REBORDE | 3 | 3 | |
| 10 | 90387-06263 | COLLAR ESPACIADOR | 3 | 3 | |
| 11 | 67F-13415-00 | SEAL, OIL STRAINER SELLO COLADOR ACEITE | 1 | 1 | |
| 12 | 67F-13300-10 | OIL PUMP ASSY BOMBA DE ACEITE COMPLETA | 1 | 1 | |
| 13 | 67F-13314-02 | .SHAFT, PUMP .EJE DE BOMBA | 1 | 1 | |
| 14 | 67F-13473-01 | .O-RING .ANILLO O | 1 | 1 | |
| 15 | 67F-13329-00 | .GASKET, PUMP COVER .EMPAQUE TAPA DE BOMBA | 1 | 1 | |
| 16 | 67F-13495-00 | .SCREW .TORNILLO | 10 | 10 | |
| 17 | 67F-13119-01 | .OIL SEAL .SELLO ACEITE | 1 | 1 | |
| 18 | 67F-13769-00 | .O-RING .ANILLO O | 1 | 1 | |
| 19 | 67F-13914-00 | .HOUSING, PUMP .CAJA DE BOMBA | 1 | 1 | |
| 20 | 67F-13631-03 | .OIL SEAL .SELLO ACEITE | 1 | 1 | |
| 21 | 67F-13149-00 | .OIL SEAL .SELLO ACEITE | 2 | 2 | |
| 22 | 67F-13339-00 | .GASKET, PUMP COVER .EMPAQUETADURA, CUBIERTA BOMBA | 1 | 1 | |
| 23 | 67F-13338-00 | SEAL SELLO | 1 | 1 | |
| 24 | 97095-06045 | BOLT PERNO | 6 | 6 | |
| 25 | 92995-06600 | WASHER ARANDELA | 6 | 6 | |
| 26 | 93604-12M07 | PIN, DOWEL PASADOR DE CLAVIJA | 2 | 2 | |
| 27 | 93210-19MJ1 | O-RING ANILLO O | 2 | 2 | |

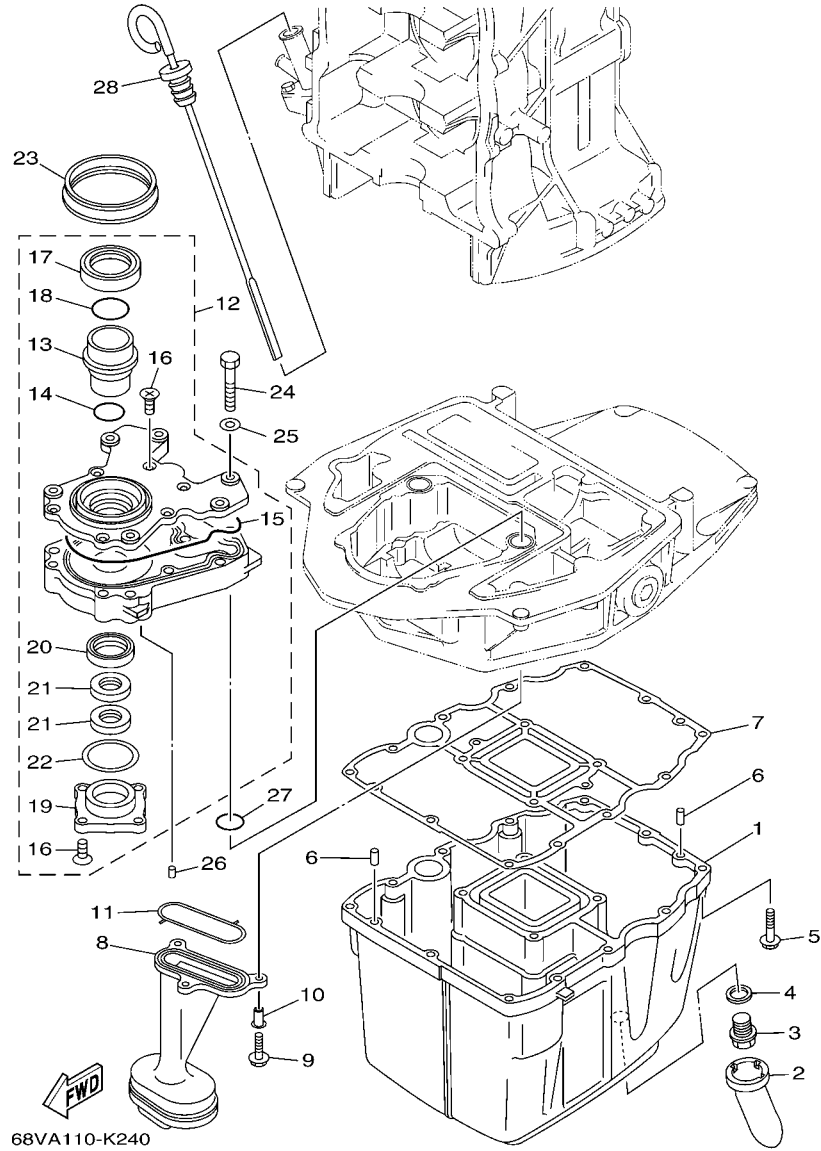


FIG. 31 OIL PAN

OIL PAN

| REF. NO. | PART NO. CODIGO Nº | DESCRIPTION DESCRIPCION | ET | EHD | REMARKS OBSERVACIONES |
|----------|--------------------|--|----|-----|-----------------------|
| 28 | 6D8-15362-00 | PLUG, OIL LEVEL TAPON DEL NIVEL DE ACEITE | 1 | 1 | |
| | | | | | |
| | | | | | |
| | | | | | |
| | | | | | |
| | | | | | |
| | | | | | |
| | | | | | |
| | | | | | |
| | | | | | |

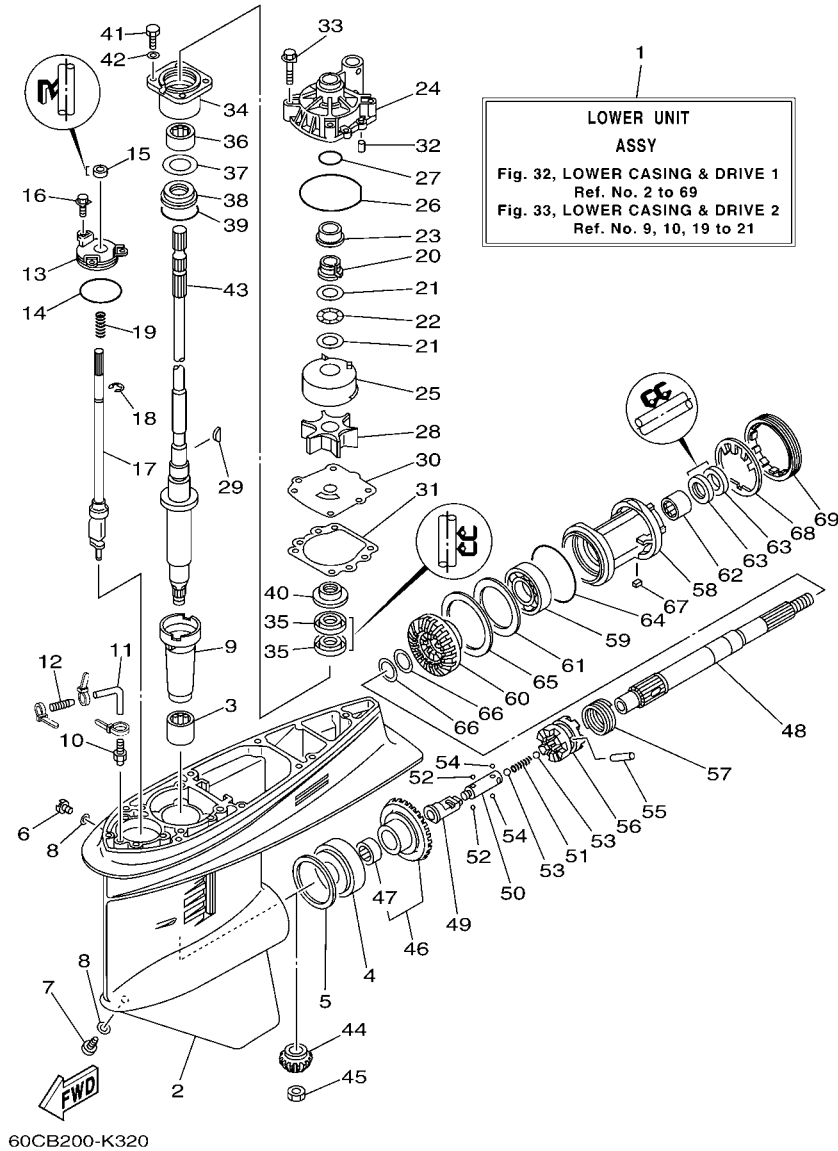


FIG. 32 LOWER CASING & DRIVE 1 IMPULSOR E INFERIOR 1

| REF. NO. | PART NO. CODIGO Nº | DESCRIPTION DESCRIPCION | LT | EHD | REMARKS OBSERVACIONES |
|----------|--------------------|--|----|-----|-----------------------|
| 1 | 60C-45300-11-8D | LOWER UNIT ASSY CONJUNTO UNIDAD INFERIOR | 1 | | L(20.3") L(20.3") |
| | 60C-45300-31-8D | LOWER UNIT ASSY CONJUNTO UNIDAD INFERIOR | 1 | 1 | X(25.3") X(25.3") |
| 2 | 6E5-45301-05-8D | CASING, LOWER FUNDA INFERIOR COMPLETA | 1 | 1 | |
| 3 | 93315-628U9 | BEARING COJINETE DE RODILLOS | 1 | 1 | |
| 4 | 93332-000U7 | BEARING COJINETE | 1 | 1 | |
| 5 | 6E5-45567-01 | SHIM (T:0.10MM) LAMINA(T:0.10MM) | 1 | 1 | UR |
| | 6E5-45567-10 | SHIM (T:0.12MM) LAINA (T:0.12MM) | 1 | 1 | UR |
| | 6E5-45567-20 | SHIM (T:0.15MM) LAINA (T:0.15MM) | 1 | 1 | UR |
| | 6E5-45567-30 | SHIM (T:0.18MM) LAINA (T:0.18MM) | 1 | 1 | UR |
| | 6E5-45567-40 | SHIM (T:0.30MM) LAINA (T:0.30MM) | 1 | 1 | UR |
| | 6E5-45567-50 | SHIM (T:0.40MM) LAINA (T:0.40MM) | 1 | 1 | UR |
| | 6E5-45567-60 | SHIM (T:0.50MM) LAINA (T:0.50MM) | 1 | 1 | UR |
| 6 | 90340-08002 | PLUG, STRAIGHT SCREW TORNILLO, DE DRENAJE | 1 | 1 | |
| 7 | 688-45341-10 | PLUG, DRAIN TAPON, DREN | 1 | 1 | |
| 8 | 90430-08020 | GASKET JUNTA | 2 | 2 | |
| 9 | 6E5-45536-00 | SLEEVE, DRIVE SHAFT CAMISA EJE DE MANDO | 1 | 1 | |
| 10 | 6E5-45378-00 | NIPPLE, HOSE NIPLE MANGUERA | 1 | 1 | |
| 11 | 90445-07ME8 | HOSE (L80) TUBO (L80) | 1 | | L(20.3") L(20.3") |
| | 90445-07ME9 | HOSE (L120) TUBO (L120) | 1 | 1 | X(25.3") X(25.3") |
| 12 | 6E5-83558-10 | END, NIPPLE EXTREMO DE NIPLE | 1 | 1 | |
| 13 | 6E5-45321-00 | PLATE PLACA | 1 | 1 | |
| 14 | 93210-58144 | O-RING ANILLO O | 1 | 1 | |
| 15 | 93106-09014 | OIL SEAL SELLO ACEITE | 1 | 1 | |
| 16 | 90119-06M10 | BOLT, WITH WASHER TORNILLO CON ARANDELA | 3 | 3 | |
| 17 | 6L6-44150-01 | SHIFT CAM ASSY CONJUNTO EJE LEVA COMPL. | 1 | 1 | |
| 18 | 99001-08600 | CIRCLIP PRESILLA REDONDA | 1 | 1 | |
| 19 | 90501-11M10 | SPRING, COMPRESSION RESORTE DE COMPRESION | 1 | 1 | |

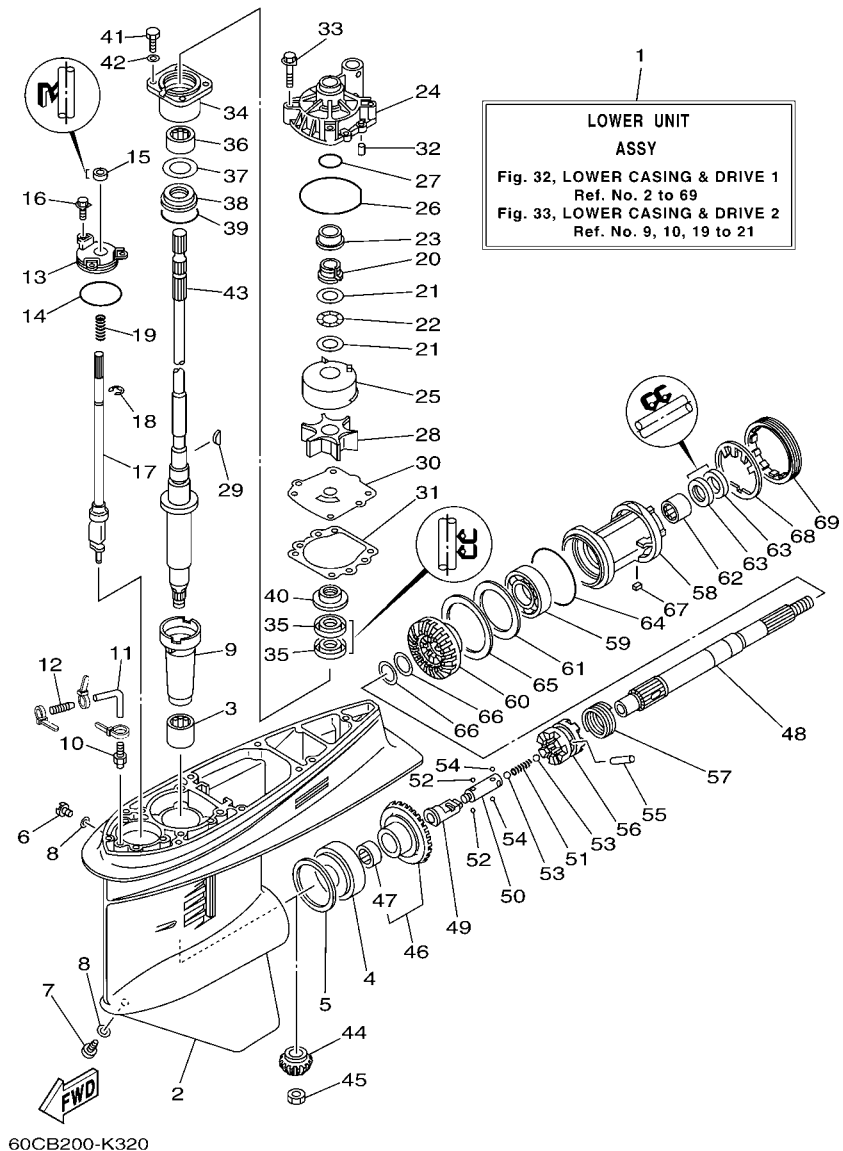
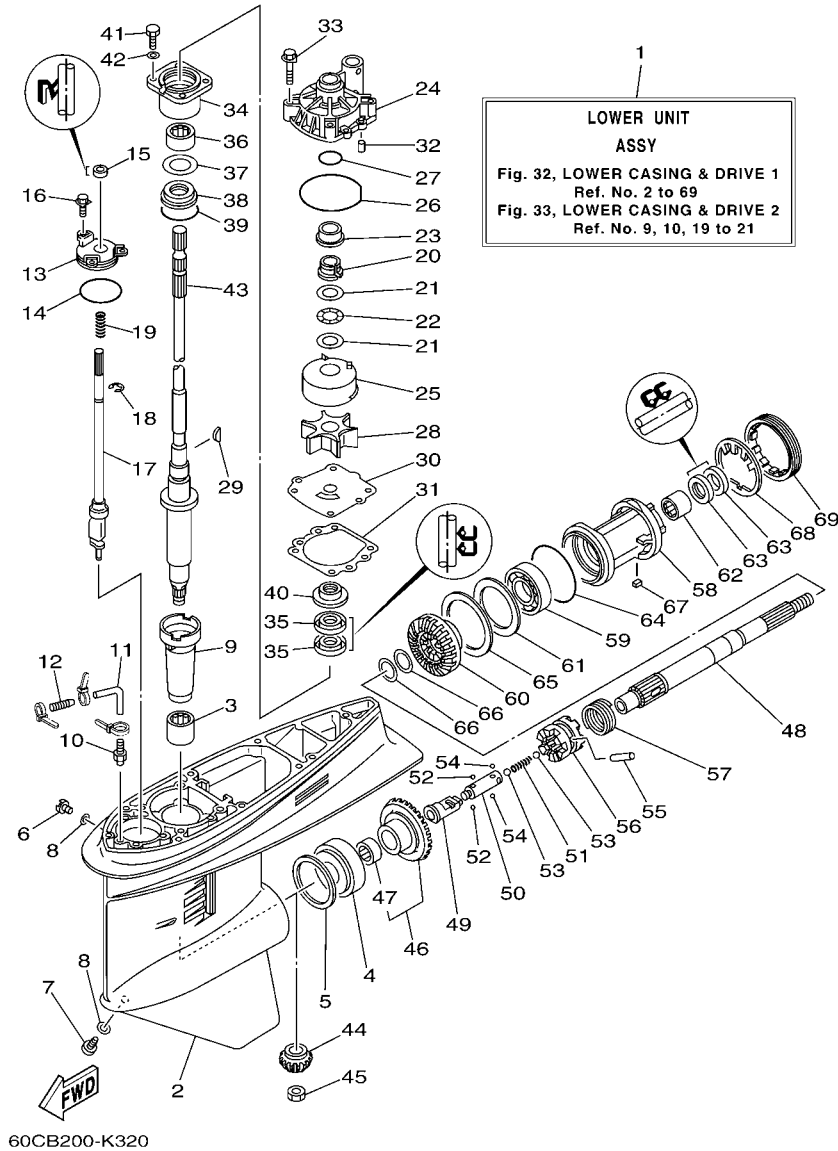


FIG. 32 LOWER CASING & DRIVE 1 IMPULSOR E INFERIOR 1

| REF. NO. | PART NO. CODIGO Nº | DESCRIPTION DESCRIPCION | ET | EHD | REMARKS OBSERVACIONES |
|----------|--------------------|--|----|-----|------------------------------|
| 20 | 61A-45538-00 | SPACER 1 ESPACIADOR 1 | 1 | 1 | |
| 21 | 90201-22M01 | WASHER, PLATE ARANDELA PLANA | 2 | 2 | |
| 22 | 90206-22M19 | WASHER, WAVE ARANDELA ONDULADA | 1 | 1 | |
| 23 | 61A-45527-00 | COLLAR, DRIVE SHAFT COLLAR EJE FLECHA DE PROPULSION | 1 | 1 | |
| 24 | 61A-44311-01 | HOUSING, WATER PUMP CAJA BOMBA DE AGUA | 1 | 1 | |
| 25 | 6R3-44322-42 | INSERT, CARTRIDGE CARTUCHO | 1 | 1 | FOR CHROMATE FOR CHROMATE |
| 26 | 93210-86M38 | O-RING ANILLO O | 1 | 1 | |
| 27 | 93210-37160 | O-RING ANILLO O | 1 | 1 | |
| 28 | 6E5-44352-01 | IMPELLER IMPULSOR | 1 | 1 | |
| 29 | 90280-04M05 | KEY, WOODRUFF CUNA WOODRUFF | 1 | 1 | |
| 30 | 60C-44323-40 | OUTER PLATE, CARTRIDGE PLACA EXTERIOR DEL CARTUCHO | 1 | 1 | FOR CHROMATE FOR CHROMATE |
| 31 | 6E5-44315-A0 | GASKET, WATER PUMP EMPAQUE | 1 | 1 | |
| 32 | 93606-12019 | PIN, DOWEL PASADOR DE CLAVIJA | 2 | 2 | |
| 33 | 90119-08M14 | BOLT, WITH WASHER TORNILLO CON ARANDELA | 4 | 4 | |
| 34 | 6E5-45331-00-9S | HOUSING, BEARING CAJA DE COJINETE | 1 | 1 | |
| 35 | 93101-28M16 | OIL SEAL SELLO ACEITE | 2 | 2 | |
| 36 | 93317-330U2 | BEARING COJINETE | 1 | 1 | |
| 37 | 6E5-45587-01 | SHIM (T:0.10MM) LAINA (T:0.10MM) | 1 | 1 | UR |
| | 6E5-45587-10 | SHIM (T:0.12MM) LAINA (T:0.12MM) | 1 | 1 | UR |
| | 6E5-45587-20 | SHIM (T:0.15MM) LAINA (T:0.15MM) | 1 | 1 | UR |
| | 6E5-45587-30 | SHIM (T:0.18MM) LAINA (T:0.18MM) | 1 | 1 | UR |
| | 6E5-45587-40 | SHIM (T:0.30MM) LAINA (T:0.30MM) | 1 | 1 | UR |
| | 6E5-45587-50 | SHIM (T:0.40MM) LAINA (T:0.40MM) | 1 | 1 | UR |
| | 6E5-45587-60 | SHIM (T:0.50MM) LAINA (T:0.50MM) | 1 | 1 | UR |
| 38 | 93341-930V2 | BEARING COJINETES CON RODAMIENTOS | 1 | 1 | |
| 39 | 93210-55M14 | O-RING ANILLO O | 1 | 1 | |
| 40 | 6E5-45344-00 | COVER, OIL SEAL CUBIERTA SELLO ACEITE | 1 | 1 | |



60CB200-K320

FIG. 32 LOWER CASING & DRIVE 1 IMPULSOR E INFERIOR 1

| REF. NO. | PART NO. CODIGO Nº | DESCRIPTION DESCRIPCION | LT | EHD | REMARKS OBSERVACIONES |
|----------|--------------------|--|----|-----|-----------------------|
| 41 | 97095-08025 | BOLT PERNO | 4 | 4 | |
| 42 | 92995-08600 | WASHER ARANDELA | 4 | 4 | |
| 43 | 68V-45501-10 | DRIVE SHAFT COMP. EJE DE MANDO COMPL. | 1 | | L(20.3") |
| | 68V-45501-30 | DRIVE SHAFT COMP. EJE DE MANDO COMPL. | 1 | 1 | L(20.3") X(25.3") |
| 44 | 68V-45551-00 | PINION (13T) PINON (13T) | 1 | 1 | |
| 45 | 90170-16M01 | NUT TUERCA | 1 | 1 | |
| 46 | 68V-45560-00 | GEAR 1 (28T) ENGRANAJE 1 (28T) | 1 | 1 | |
| 47 | 93315-425U7 | .BEARING .COJINETE DE RODILLOS | 1 | 1 | |
| 48 | 6E5-45611-01 | SHAFT, PROPELLER EJE PROPUSOR | 1 | 1 | |
| 49 | 6K1-45641-01 | SHIFTER CAMBIO | 1 | 1 | |
| 50 | 6E5-45634-01 | SLIDE, SHIFT DESILZADOR, CAMBIO | 1 | 1 | |
| 51 | 90501-16M37 | SPRING, COMPRESSION RESORTE DE COMPRESION | 1 | 1 | |
| 52 | 93507-32009 | BALL ESFERA | 2 | 2 | |
| 53 | 93511-32017 | BALL ESFERA | 2 | 2 | |
| 54 | 93503-16003 | BALL ESFERA | 2 | 2 | |
| 55 | 90250-08M07 | PIN, STRAIGHT PASADOR CILINDRICO | 1 | 1 | |
| 56 | 68V-45631-01 | CLUTCH, DOG EMBRAGUE DE GARRA | 1 | 1 | |
| 57 | 6E5-45633-01 | RING, CROSS PIN ANILLO DE PASADOR | 1 | 1 | |
| 58 | 6E5-45332-00-CA | HOUSING, BEARING CAJA BALERO 2 | 1 | 1 | |
| 59 | 93306-208U0 | BEARING COJINETE | 1 | 1 | |
| 60 | 68V-45571-00 | GEAR 2 (28T) ENGRANAJE 2 (28T) | 1 | 1 | |
| 61 | 6E5-45576-00 | WASHER, THRUST 2 ARANDELA DE EMPUJE AXIAL 2 | 1 | 1 | |
| 62 | 93315-430U8 | BEARING COJINETE DE RODILLOS | 1 | 1 | |
| 63 | 93101-30M17 | OIL SEAL SELLO ACEITE | 2 | 2 | |
| 64 | 93210-86M39 | O-RING ANILLO O | 1 | 1 | |
| 65 | 6L6-45577-00 | SHIM (T:0.10MM) LAINA (T:0.10MM) | 1 | 1 | UR |
| | 6L6-45577-10 | SHIM (T:0.12MM) LAINA (:0.12MM) | 1 | 1 | UR |

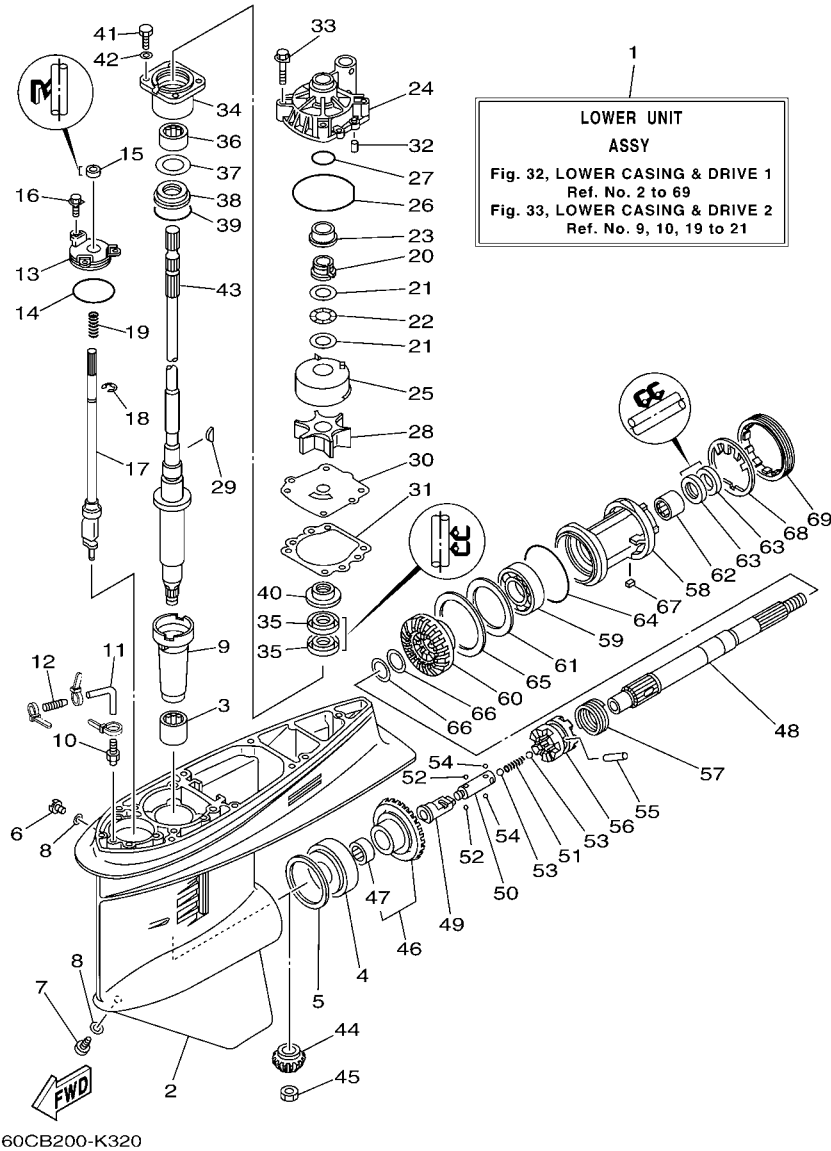
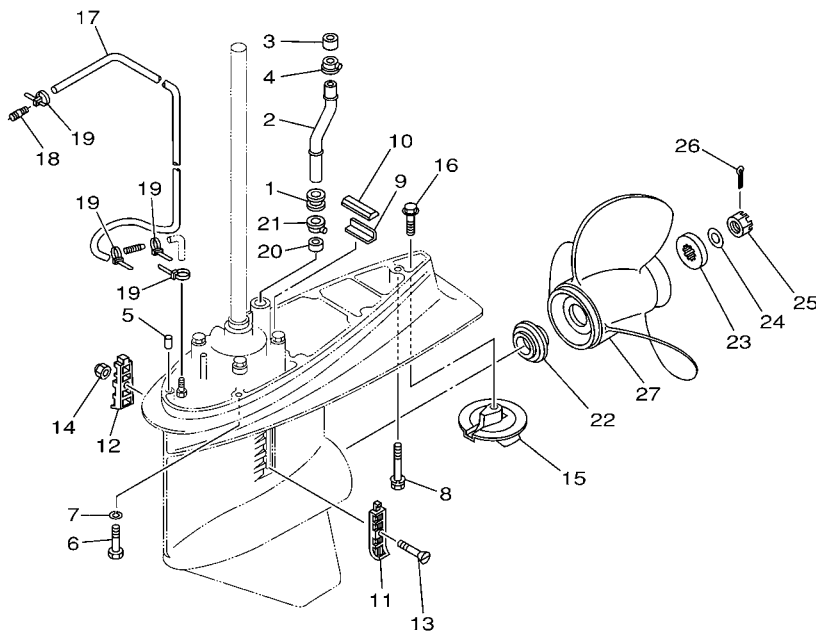


FIG. 32 LOWER CASING & DRIVE 1 IMPULSOR E INFERIOR 1

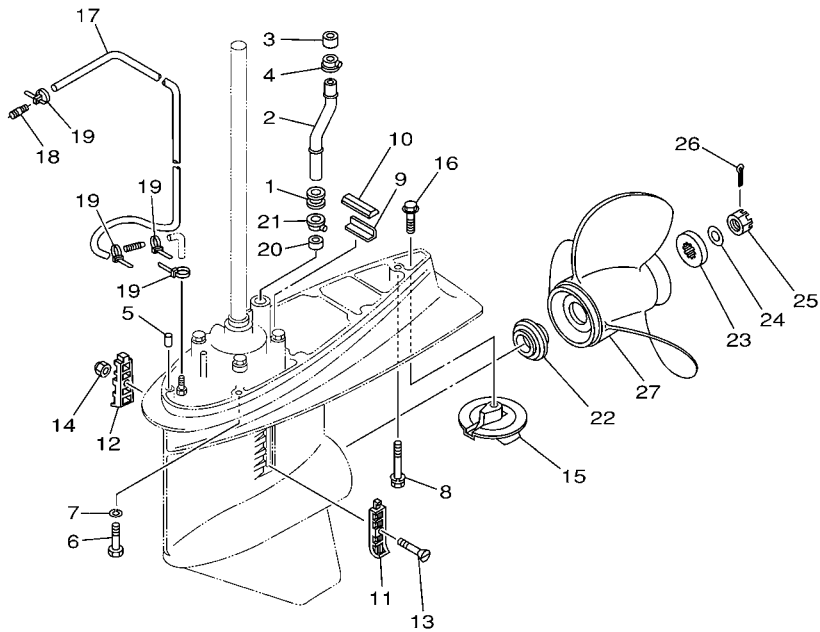
| REF. NO. | PART NO. CODIGO Nº | DESCRIPTION DESCRIPCION | ET | EHD | REMARKS OBSERVACIONES |
|----------|--------------------|-------------------------------------|----|-----|-----------------------|
| 65 | 6L6-45577-20 | SHIM (T:0.15MM) LAINA (T:0.15MM) | 1 | 1 | UR UR |
| | 6L6-45577-30 | SHIM (T:0.18MM) LAINA (T:0.18MM) | 1 | 1 | UR UR |
| | 6L6-45577-40 | SHIM (T:0.30MM) LAINA (T:0.30MM) | 1 | 1 | UR UR |
| | 6L6-45577-50 | SHIM (T:0.40MM) LAINA (T:0.40MM) | 1 | 1 | UR UR |
| | 6L6-45577-60 | SHIM (T:0.50MM) LAINA (T:0.50MM) | 1 | 1 | UR UR |
| 66 | 90201-30M92 | WASHER, PLATE ARANDELA PLANA | 2 | 2 | |
| 67 | 90282-04010 | KEY, STRAIGHT CHAVETA, RECTA | 1 | 1 | |
| 68 | 688-45383-02 | WASHER, CLAW ARANDELA DE UNA | 1 | 1 | |
| 69 | 688-45384-02 | NUT TUERCA | 1 | 1 | |

FIG. 33 LOWER CASING & DRIVE 2 IMPULSOR E INFERIOR 2



68V0010-0280

| REF. NO. | PART NO. CODIGO Nº | DESCRIPTION DESCRIPCION | ET | EHD | REMARKS OBSERVACIONES |
|----------|--------------------|--|----|-----|-----------------------|
| 1 | 6E5-44366-00 | DAMPER, WATER SEAL 2 GOMA DEL SELLO DE AGUA 2 | 1 | 1 | |
| 2 | 6BC-44361-10 | TUBE, WATER 1 TUBO DE AGUA 1 | 1 | 1 | L(20.3") L(20.3") |
| | 6BC-44361-30 | TUBE, WATER 1 TUBO DE AGUA 1 | 1 | 1 | X(25.3") X(25.3") |
| 3 | 6E5-44365-00 | DAMPER, WATER SEAL 1 HULE DE SELLO DE AGUA 1 | 1 | 1 | |
| 4 | 6E5-44312-00 | COVER, WATER PUMP HOUSING CUBIERTA CAJA BOMBA DE AGUA | 1 | 1 | |
| 5 | 93608-12M05 | PIN, DOWEL PASADOR DE CLAVIJA | 2 | 2 | |
| 6 | 97075-10045 | BOLT PERNO | 6 | 6 | |
| 7 | 92995-10100 | WASHER ARANDELA | 6 | 6 | |
| 8 | 90119-10M89 | BOLT, WITH WASHER TORNILLO CON ARANDELA | 1 | 1 | |
| 9 | 663-45376-00 | GUIDE, SEAL DAMPER GUIA DE SELLO GOMA | 1 | 1 | |
| 10 | 688-45375-00 | DAMPER, SEAL GOMA DE SELLO | 1 | 1 | |
| 11 | 688-45214-02 | COVER, WATER INLET 1 CUBIERTA ENTRADA AGUA 1 | 1 | 1 | |
| 12 | 688-45215-02 | COVER, WATER INLET 2 CUBIERTA ENTRADA AGUA 2 | 1 | 1 | |
| 13 | 90152-05M07 | SCREW, COUNTERSUNK TORNILLO EMBUTIDO | 1 | 1 | |
| 14 | 90185-05002 | NUT, NYLON TUERCA AUTOBLOCANTE | 1 | 1 | |
| 15 | 6E5-45371-01 | TAB-TRIM QUILLA ESTABILIZADOR | 1 | 1 | |
| 16 | 90105-10M00 | BOLT, FLANGE TORNILLO | 1 | 1 | |
| 17 | 90445-076K2 | HOSE (L1550) MANGUERA (L1550) | 1 | 1 | |
| 18 | 6E5-83558-00 | END, NIPPLE EXTREMO DE NIPLE | 1 | 1 | |
| 19 | 90465-11M10 | CLAMP BRIDA | 4 | 4 | |
| 20 | 6E5-44365-00 | DAMPÉR, WATER SEAL 1 HULE DE SELLO DE AGUA 1 | 1 | 1 | |
| 21 | 6E5-44312-00 | COVER, WATER PUMP HOUSING CUBIERTA CAJA BOMBA DE AGUA | 1 | 1 | |
| 22 | 63P-45987-00 | SPACER 1 ESPACIADOR 1 | 1 | 1 | |
| 23 | 688-45997-01 | SPACER 2 ESPACIADOR 2 | 1 | 1 | |
| 24 | 92990-18200 | WASHER ARANDELA PLANA | 1 | 1 | |
| 25 | 90171-18M04 | NUT, CASTLE TUERCA ENTALLADA | 1 | 1 | |
| 26 | 91490-40030 | PIN, COTTER CHAVETA | 1 | 1 | |



68V0010-0280

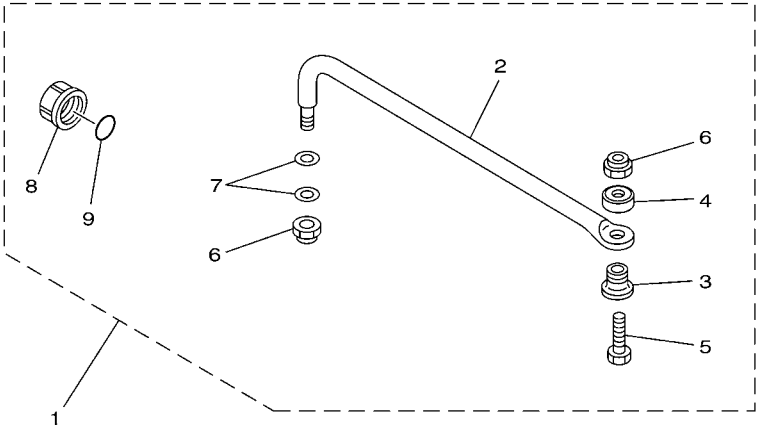
FIG. 33 LOWER CASING & DRIVE 2 IMPULSOR E INFERIOR 2

| REF. NO. | PART NO. CODIGO Nº | DESCRIPTION DESCRIPCION | ET | EHD | REMARKS OBSERVACIONES |
|----------|--------------------|--|----|-----|-----------------------|
| 27 | 6E5-45941-00-EL | PROPELLER (3X13"X19"-K) PROPELA (3X13"X19"-K) | 1 | 1 | UR UR |
| | 6E5-45943-00-EL | PROPELLER (3X12-5/8"X21"-K) PROPELA (3X12-5/8"X21"-K) | 1 | 1 | UR UR |
| | 6E5-45945-01-EL | PROPELLER (3X13-1/4"X17"-K) PROPELA (3X13-1/4"X17"-K) | 1 | 1 | UR UR |
| | 6E5-45947-00-EL | PROPELLER (3X13-1/2"X15"-K) PROPELA (3X13-1/2"X15"-K) | 1 | 1 | UR UR |
| | 6E5-45949-00-EL | PROPELLER (3X13-5/8"X13"-K) PROPELA (3X13-5/8"X13"-K) | 1 | 1 | UR UR |
| | 6E5-45952-00-EL | PROPELLER (3X13"X23"-K) PROPELA (3X13"X23"-K) | 1 | 1 | UR UR |
| | 6E5-45954-00-EL | PROPELLER (3X14"X11"-K) PROPELA (3X14"X11"-K) | 1 | 1 | UR UR |
| | 6E5-45956-00-EL | PROPELLER (3X13"X25"-K) PROPELA (3X13"X25"-K) | 1 | 1 | UR UR |
| | 688-45930-02-98 | PROPELLER (3X13"X17"-K) PROPELA (3X13"X17"-K) | 1 | 1 | UR UR |
| | 688-45932-60-98 | PROPELLER (3X13-1/2"X14"-K) PROPELA (3X13-1/2"X14"-K) | 1 | 1 | UR UR |
| | 688-45970-03-98 | PROPELLER (3X13"X19"-K) PROPELA (3X13"X19"-K) | 1 | 1 | UR UR |
| | 688-45972-02-98 | PROPELLER (3X13"X21"-K) PROPELA (3X13"X21"-K) | 1 | 1 | UR UR |
| | 688-45974-02-98 | PROPELLER (3X13"X23"-K) PROPELA (3X13"X23"-K) | 1 | 1 | UR UR |
| | 688-45976-01-98 | PROPELLER (3X13"X25"-K) PROPELA (3X13"X25"-K) | 1 | 1 | UR UR |
| | 688-45978-60-98 | PROPELLER (3X13-1/2"X16"-K) PROPELA (3X13-1/2"X16"-K) | 1 | 1 | UR UR |
| ----- | | | | | |
| ----- | | | | | |
| ----- | | | | | |
| ----- | | | | | |

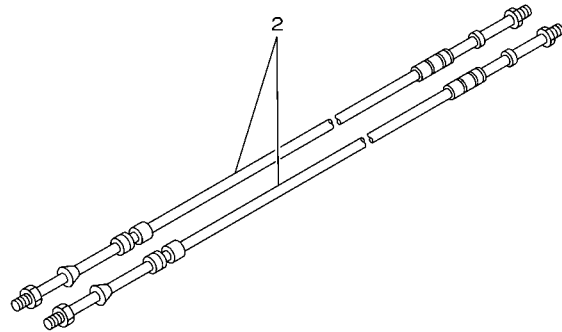
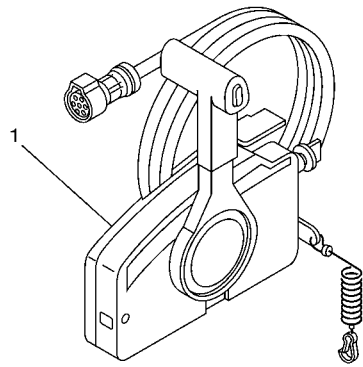
FIG. 34 STEERING GUIDE

DIRECCIONGUIAR

| REF. NO. | PART NO. CODIGO Nº | DESCRIPTION DESCRIPCION | LT | EHD | REMARKS OBSERVACIONES |
|----------|--------------------|---|----|-----|--|
| 1 | 6E5-61350-02 | STEERING GUIDE ATTACHMENT KIT ESTUCHE ADITAMENTO GUIA DE TIM | 1 | | AP EXCEPT TWN,MEX-X AP EXCEPT TWN,MEX-X |
| 2 | 6E5-61351-01 | .ROD, STEERING LINK .VARILLA ESLABON DIRECCION | 1 | | |
| 3 | 90387-10M61 | .COLLAR .ESPACIADOR | 1 | | |
| 4 | 90560-12M01 | .SPACER .SEPARADOR | 1 | | |
| 5 | 6E5-61355-00 | .BOLT .TORNILLO | 1 | | |
| 6 | 90185-09M01 | .NUT, SELF-LOCKING .TUERCA AUTOBLOCANTE | 2 | | |
| 7 | 90201-10M20 | .WASHER, PLATE .ARANDELA PLANA | 2 | | |
| 8 | 6E5-43145-01 | .CAP, CLAMP BRACKET .TAPA | 1 | | |
| 9 | 93210-16275 | .O-RING .ANILLO O | 1 | | |
| | | | | | |
| | | | | | |
| | | | | | |
| | | | | | |



67H0100-9290

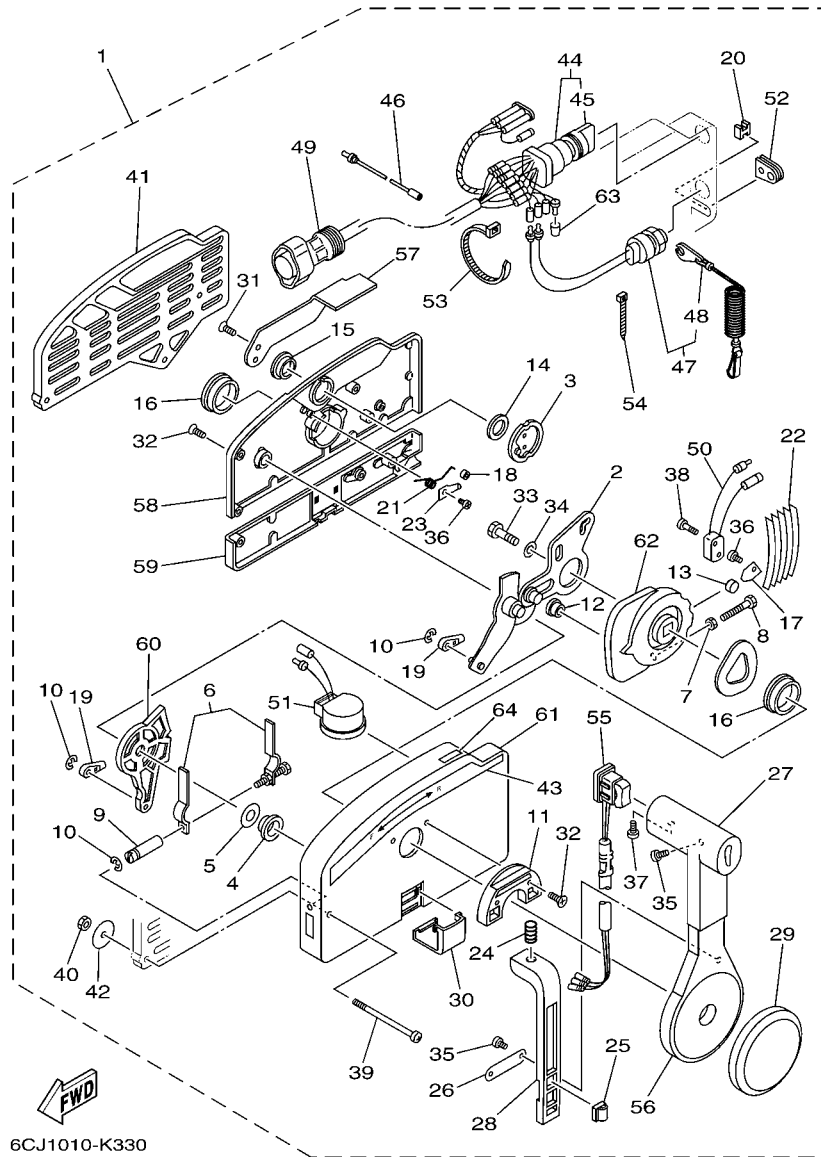


67M0100-8280

FIG. 35 REMOTE CONTROL BOX

CONTROL REMOTO COMPLETO

| REF. NO. | PART NO. CODIGO Nº | DESCRIPTION DESCRIPCION | ET | EHD | | REMARKS OBSERVACIONES |
|----------|--------------------|---|----|-----|--|------------------------------------|
| 1 | 703-48205-A6 | REMOTE CONTROL ASSY (10P) REMOTO CONTROL COMPL. (10P) | 1 | | | AP EXCEPT MEX-X AP EXCEPT MEX-X |
| 2 | 701-48350-10 | CABLE, REMOTE CONTROL L=22F CABLE CONTROL REMOTO L=22F | 2 | | | |
| | | | | | | |
| | | | | | | |
| | | | | | | |
| | | | | | | |
| | | | | | | |
| | | | | | | |
| | | | | | | |
| | | | | | | |
| | | | | | | |
| | | | | | | |



6CJ1010-K330

FIG. 36 REMOTE CONTROL ASSY CONTROL REMOTO COMPL

| REF. NO. | PART NO. CODIGO Nº | DESCRIPTION DESCRIPCION | LT | EHD | REMARKS OBSERVACIONES |
|----------|--------------------|---|----|-----|------------------------------------|
| 1 | 703-48205-A6 | REMOTE CONTROL ASSY (10P) REMOTO CONTROL COMPL. (10P) | 1 | | AP EXCEPT MEX-X AP EXCEPT MEX-X |
| 2 | 703-48261-01 | .ARM, THROTTLE .BRAZO ACELERADOR | 1 | | |
| 3 | 703-48153-00 | .SHAFT, FREE ACCEL. .EJE | 1 | | |
| 4 | 703-48235-00 | .BUSHING .BUJE | 1 | | |
| 5 | 703-48268-00 | .SPACER .ESPACIADOR 3 | 1 | | |
| 6 | 703-48264-00 | .FRICTION, THROTTLE .FRICCION DE ACELERADOR | 1 | | |
| 7 | 95380-05600 | .NUT .TUERCA | 1 | | |
| 8 | 97380-05025 | .BOLT .TORNILLO HEXAGONAL | 1 | | |
| 9 | 703-48265-00 | .SHAFT, FRICTION .EJE FRICCION | 1 | | |
| 10 | 93430-06024 | .CIRCLIP .SEGURO | 3 | | |
| 11 | 703-48245-00 | .PLATE, LOCK .PLACA CERRADURA | 1 | | |
| 12 | 703-48252-00 | .ROLLER, CAM .RODILLO LEVA | 1 | | |
| 13 | 701-48248-00 | .ROLLER, FREE ACCEL. .RODILLO ACELERADOR LIBRE | 1 | | |
| 14 | 703-48198-00 | .WASHER, WAVE .RONDANA ONDULADA 3 | 1 | | |
| 15 | 703-48243-00 | .BUSHING .BUJE 3 | 1 | | |
| 16 | 703-48236-00 | .BUSHING 1 .BUJE | 2 | | |
| 17 | 703-48189-00 | .RETAINER .RETENEDOR | 1 | | |
| 18 | 703-48234-00 | .ROLLER, DETENT .RODILLO | 1 | | |
| 19 | 703-48345-01 | .CABLE END, REMOTE CONTROL 2 .TERMINAL CABLE DE CONTROL REMO | 2 | | |
| 20 | 703-48358-00 | .ANCHOR, CABLE .ABRAZADERA CABLE | 1 | | |
| 21 | 703-48244-00 | .SPRING, FREE ACCEL. .RESORTE ACELERADOR LIBRE | 1 | | |
| 22 | 703-48238-00 | .SPRING, DETENT .RESORTE | 5 | | |
| 23 | 703-48246-00 | .SPACER .ESPACIADOR | 1 | | |
| 24 | 703-48227-00 | .SPRING, NEUTRAL LOCK .RESORTE DE SEGURO | 1 | | |
| 25 | 703-82594-00 | .CLAMP .GRAMPA | 1 | | WITH P/T SW. WITH P/T SW. |
| 26 | 703-48226-00 | .PLATE, STOPPER .PLACA RETEN | 1 | | |
| 27 | 703-48222-00 | .GRIP, CONTROL LEVER .MANGO DE PALANCA CONTROL | 1 | | SINGLE SINGLE |

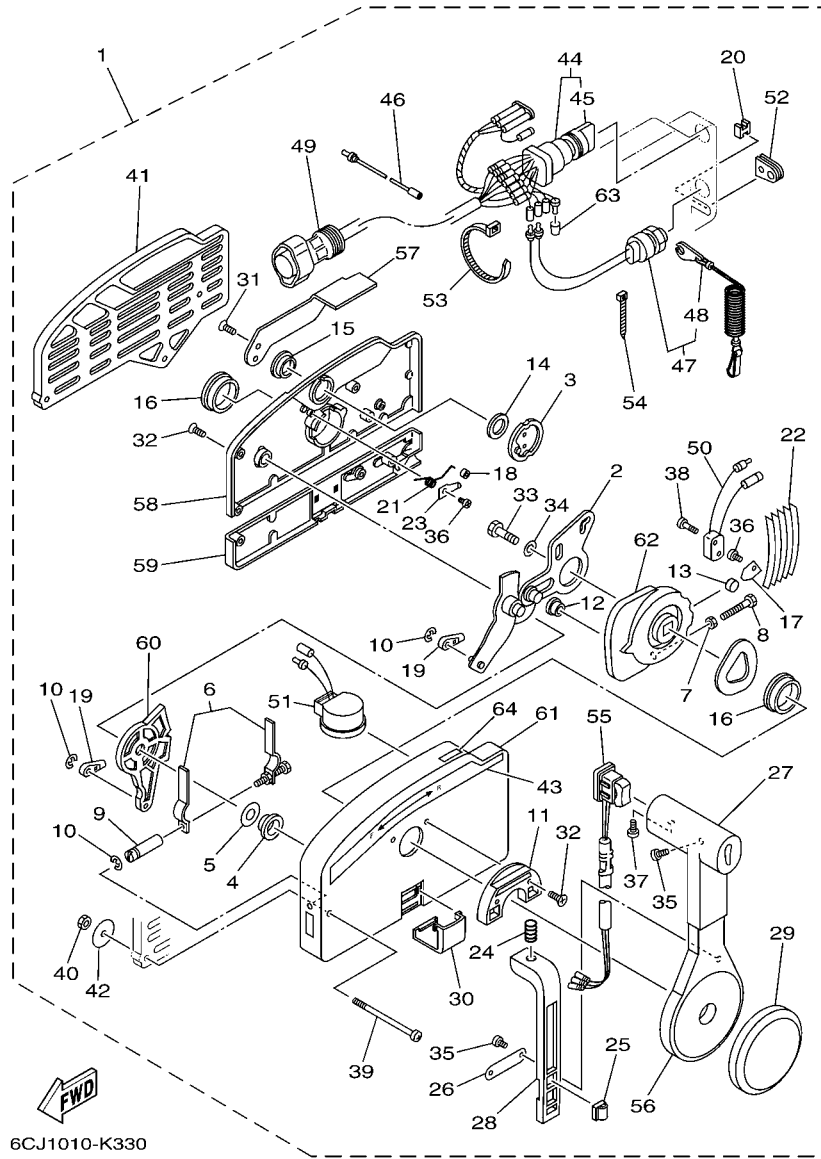


FIG. 36 REMOTE CONTROL ASSY CONTROL REMOTO COMPL

| REF. NO. | PART NO. CODIGO Nº | DESCRIPTION DESCRIPCION | ET | EHD | REMARKS OBSERVACIONES |
|----------|--------------------|--|----|-----|----------------------------|
| 28 | 703-48223-00 | .LOCK, NEUTRAL .CERRADURA NEUTRO | 1 | | |
| 29 | 703-48225-00 | .COVER .CUBIERTA | 1 | | |
| 30 | 703-48219-00 | .COVER, LEAD .CUBIERTA | 1 | | |
| 31 | 703-48281-00 | .SCREW .TORNILLO 1 | 2 | | |
| 32 | 703-48282-00 | .SCREW .TORNILLO 2 | 7 | | |
| 33 | 97380-08030 | .BOLT .TORNILLO HEXAGONAL | 1 | | |
| 34 | 92990-08600 | .WASHER, PLATE .ARANDELA PLANA | 1 | | |
| 35 | 98580-04010 | .SCREW, PAN HEAD .TORNILLO DE CABEZA CRUZADA | 3 | | |
| 36 | 98580-04006 | .SCREW, PAN HEAD .TORNILLO DE CABEZA CRUZADA | 2 | | |
| 37 | 98580-05010 | .SCREW, PAN HEAD .TORNILLO DE CABEZA CRUZADA | 1 | | |
| 38 | 98580-03015 | .SCREW, PAN HEAD .TORNILLO DE CABEZA CRUZADA | 2 | | |
| 39 | 703-48291-10 | .SCREW (M6) .TORNILLO (M6) | 3 | | |
| 40 | 95380-06600 | .NUT, HEXAGON .TUERCA | 3 | | |
| 41 | 703-48293-10 | .SPACER, REMOTE CONTROL .ESPACIADOR | 1 | | SINGLE SINGLE |
| 42 | 701-48287-00 | .WASHER .ARANDELA | 3 | | |
| 43 | 703-48215-00 | .GRAPHIC .CALCOMANIA 1 | 1 | | |
| 44 | 703-82510-12 | .MAIN SWITCH ASSY .CONJUNTO DE LLAVE IGNICION | 1 | | PRIME START PRIME START |
| 45 | 676-82577-00 | .CAP, KEY .TAPA | 1 | | |
| 46 | 703-82531-00 | .WIRE, LEAD (L70) .CABLE CONDUCTOR (L70) | 1 | | |
| 47 | 688-82575-01 | .ENGINE STOP SWITCH ASSY .INTERRUPTOR DE PARADA COMPL | 1 | | |
| 48 | 682-82556-00 | .LANYARD, STOP SWITCH .RETENER | 1 | | |
| 49 | 688-8258A-20 | .EXTENSION, WIRE HARNESS (4.9M) .EXTENSION, ARNES DE CABLES (4. | 1 | | (10P) (10P) |
| 50 | 703-82540-00 | .NEUTRAL SWITCH ASSY .INTERRUPTOR NEUTRAL COMPL | 1 | | |
| 51 | 703-83383-B0 | .BUZZER .ZUMBADOR | 1 | | |
| 52 | 703-48284-00 | .GROMMET .TAPON | 1 | | |
| 53 | 703-82591-00 | .BAND .BANDA | 1 | | |
| 54 | 703-82592-00 | .BAND .BANDA | 1 | | |

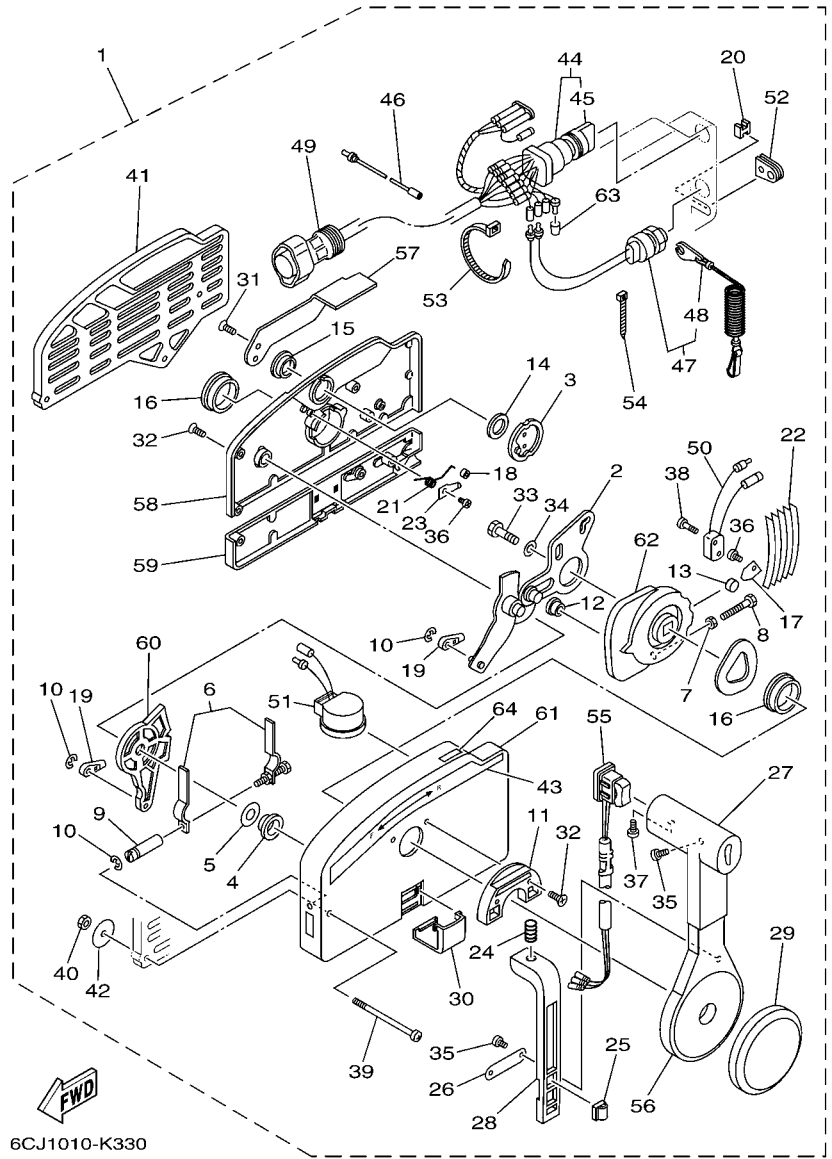
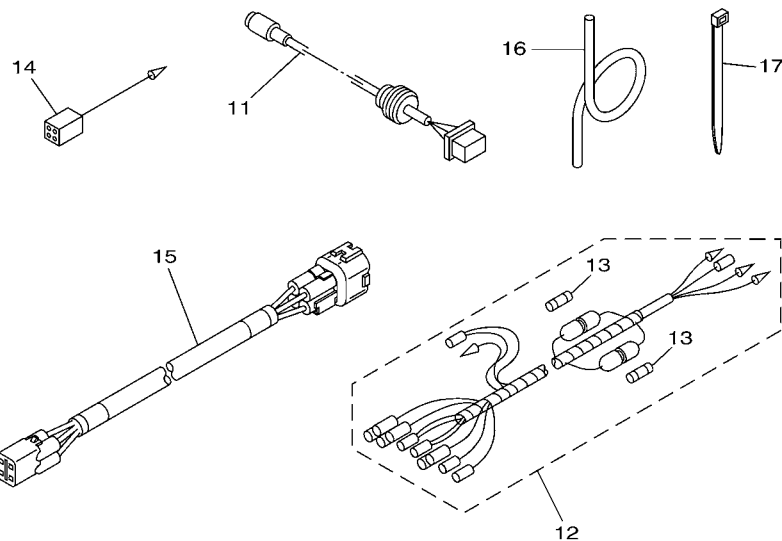
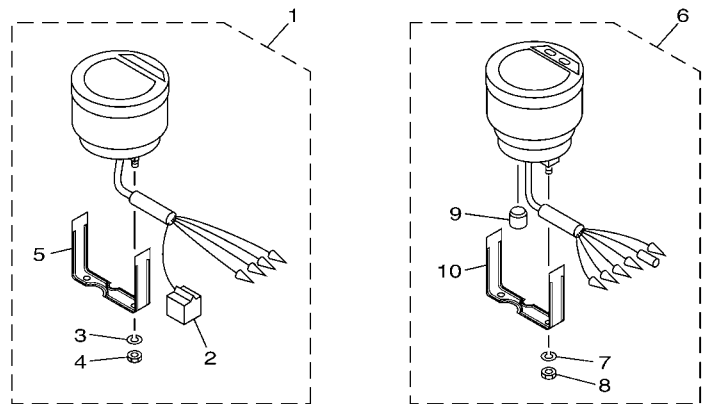


FIG. 36 REMOTE CONTROL ASSY CONTROL REMOTO COMPL

| REF. NO. | PART NO. CODIGO Nº | DESCRIPTION DESCRIPCION | ET | EHD | REMARKS OBSERVACIONES |
|----------|--------------------|---|----|-----|--------------------------------|
| 55 | 703-82563-02 | .TRIM & TILT SWITCH ASSY .INTERRUPTOR DE INCLINACION | 1 | | WITH PT/T SW. WITH PT/T SW. |
| 56 | 703-48221-00 | .LEVER, CONTROL .PALANCA CONTROL | 1 | | |
| 57 | 703-48152-00 | .KNOB, FREE ACCEL. .PERILLA | 1 | | |
| 58 | 703-48212-00 | .BACK PLATE 1 .PLACA TRASERA 1 | 1 | | |
| 59 | 703-48213-00 | .BACK PLATE 2 .PLACA TRASERA 2 | 1 | | |
| 60 | 703-48271-00 | .ARM, SHIFT .BRAZO CAMBIADOR | 1 | | |
| 61 | 703-48211-02 | .HOUSING,1 .CAJA | 1 | | |
| 62 | 703-48232-00 | .GEAR .ENGRANAJE 1 | 1 | | |
| 63 | 703-82542-00 | .CAP .TAPA | 1 | | |
| 64 | 703-48218-00 | .GRAPHIC .CALCAMONIA | 1 | | |

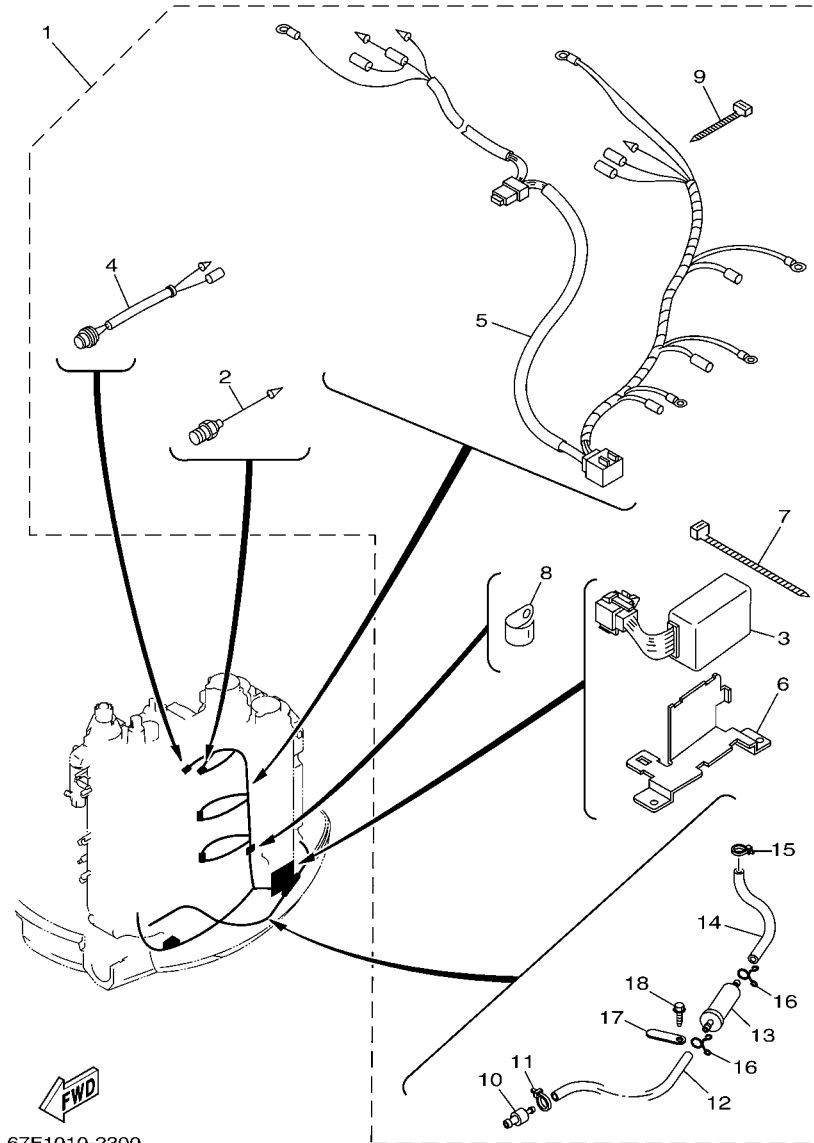


6C14100-G370

FIG. 37 METER

MEDIDOR

| REF. NO. | PART NO. CODIGO Nº | DESCRIPTION DESCRIPCION | ET | EHD | REMARKS OBSERVACIONES |
|----------|--------------------|---|----|-----|--|
| 1 | 6Y5-8350T-90 | DIGITAL TACHOMETER ASSY TACOMETRO DIGITAL COMPLETO | 1 | | AP |
| 2 | 9E450-04533 | .CONNECTOR .CONECTOR | 1 | | F-4-W F-4-W |
| 3 | 92990-04100 | .WASHER, SPRING .ARANDELA PLANA | 2 | | |
| 4 | 95380-04600 | .NUT .TUERCA | 2 | | |
| 5 | 6Y5-8355X-T1 | .BRACKET, METER 1 .SOSTEN | 1 | | |
| 6 | 6Y5-83570-S5 | SPEEDOMETER ASSY VELOCIMETRO COMPLETO | 1 | | AP CHN-L AP CHN-L |
| 7 | 92990-04100 | .WASHER, SPRING .ARANDELA PLANA | 2 | | |
| 8 | 95380-04600 | .NUT .TUERCA | 2 | | |
| 9 | 6Y5-83533-T2 | .GROMMET .ANILLO PROTECTOR | 1 | | |
| 10 | 6Y5-8355X-T1 | .BRACKET, METER 1 .SOSTEN | 1 | | |
| 11 | 6Y5-87122-S0 | CORD ASSY 1 CABLE COMPLETA 1 | 1 | | AP CHN-L AP CHN-L |
| 12 | 6Y5-83553-M0 | WIRE, LEAD (L=2.5M) CABLE CONDUCTOR (L=2.5M) | 1 | | AP CHN-L AP CHN-L |
| | 6Y5-83553-00 | WIRE, LEAD (L=2.5M) CABLE CONDUCTOR (L=2.5M) | 1 | | AP EXCEPT CHN-L AP EXCEPT CHN-L |
| 13 | 1E6-82151-00 | .FUSE (10A) .FUSIBLE (10A) | 2 | | FOR 6Y5-83553-M0 FOR 6Y5-83553-M0 |
| | 1E6-82151-00 | .FUSE (10A) .FUSIBLE (10A) | 1 | | FOR 6Y5-83553-00 FOR 6Y5-83553-00 |
| 14 | 6Y5-82117-00 | WIRE, LEAD (BLACK) (L300) CABLE, CONDUCTOR (NEGRO) | 1 | | AP CHN-L AP CHN-L |
| 15 | 6Y5-83653-30 | WIRE, LEAD (L=8.0M) CABLE CONDUCTOR (L=8.0M) | 1 | | AP CHN 4P,8M AP CHN 4P,8M |
| | 6Y5-83653-20 | WIRE, LEAD (L=7.0M) CABLE CONDUCTOR (L=7.0M) | 1 | | AP EXCEPT CHN 4P,7M AP EXCEPT CHN 4P,7M |
| 16 | 6Y5-83557-10 | TUBE (8M) TUBO (8M) | 1 | | AP CHN-L AP CHN-L |
| 17 | 90465-11M10 | CLAMP BRIDA | 2 | | AP CHN-L AP CHN-L |

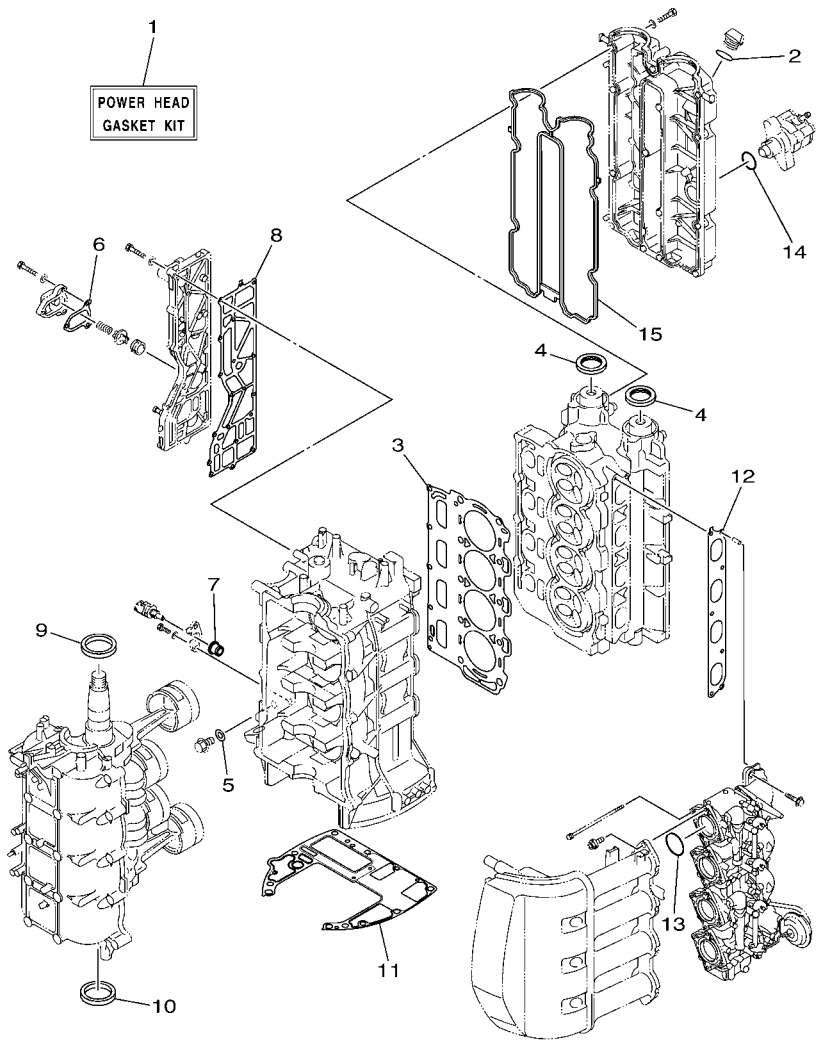


67F1010-2300

FIG. 38 OPTIONAL PARTS

PARTES OPCIONALES

| REF. NO. | PART NO. CODIGO Nº | DESCRIPTION DESCRIPCION | ET | EHD | REMARKS OBSERVACIONES |
|----------|--------------------|---|----|-----|-----------------------|
| 1 | 67F-83790-11 | HEATER ASSY .CALENTADOR | 1 | 1 | AP AP |
| 2 | 67F-83792-00 | .HEATER .CALENTADOR | 4 | 4 | |
| 3 | 67F-81930-00 | .CONTROL UNIT ASSY .UNIDAD DE CONTROL COMPLETA | 1 | 1 | |
| 4 | 67F-82560-00 | .THERMO SWITCH ASSY .INTER. DE TERMO | 1 | 1 | |
| 5 | 67F-81971-00 | .WIRE, LEAD .CABLE CONDUCTOR | 1 | 1 | |
| 6 | 67F-14291-00 | .BRACKET 1 .SOPORTE 1 | 1 | 1 | |
| 7 | 90465-13M60 | .CLAMP .BRIDA | 3 | 3 | |
| 8 | 90465-08028 | .CLAMP .BRIDA | 2 | 2 | |
| 9 | 90465-13M36 | .CLAMP .BRIDA | 4 | 4 | |
| 10 | 67F-24377-00 | .PIPE, JOINT 2 .TUBO DE UNION 2 | 1 | 1 | |
| 11 | 90465-11M10 | .CLAMP .BRIDA | 1 | 1 | |
| 12 | 90445-11M49 | .HOSE (L700) .TUBO (L700) | 1 | 1 | |
| 13 | 67F-24251-02 | .STRAINER 1 .COLADOR 1 | 1 | 1 | |
| 14 | 67F-2451B-00 | .HOSE, FUEL INLET .TUBO | 1 | 1 | |
| 15 | 90465-11M10 | .CLAMP .BRIDA | 1 | 1 | |
| 16 | 90467-10M04 | .CLIP .PRESILLA | 2 | 2 | |
| 17 | 6E5-82588-00 | .PLATE .PLACA | 2 | 2 | |
| 18 | 90109-06M81 | .BOLT .PERNO | 2 | 2 | |

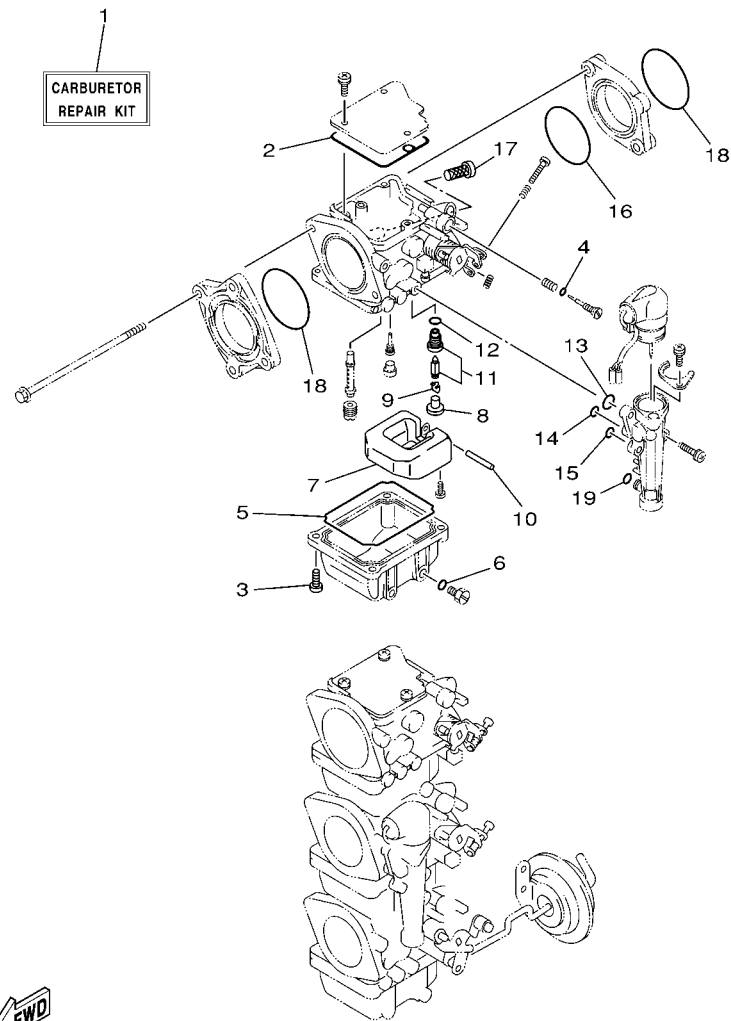


60CB300-K290

FIG. 39 REPAIR KIT 1

ESTUCHE REPARATION 1

| REF. NO. | PART NO. CODIGO Nº | DESCRIPTION DESCRIPCION | ET | EHD | REMARKS OBSERVACIONES |
|----------|--------------------|--|----|-----|-----------------------|
| 1 | 60C-W0001-04 | POWER HEAD GASKET KIT JUEGO DE EMPAQUE DE MOTOR | 1 | 1 | |
| 2 | 93210-24M79 | .O-RING .ANILLO O | 1 | 1 | |
| 3 | 67F-11181-03 | .GASKET, CYLINDER HEAD 1 .JUNTA, DE CULATA 1 | 1 | 1 | |
| 4 | 93102-38008 | .OIL SEAL .SELLO ACEITE | 2 | 2 | |
| 5 | 90430-14115 | .GASKET .JUNTA | 1 | 1 | |
| 6 | 67F-12435-A0 | .GASKET .EMPAQUE | 1 | 1 | |
| 7 | 68V-85753-00 | .GASKET, SENDER UNIT .EMPAQUE DE UNIDAD TRANSMISORA | 1 | 1 | |
| 8 | 67F-41114-A2 | .GASKET, EXHAUST OUTER COVER .EMPAQUE | 1 | 1 | |
| 9 | 93102-48008 | .OIL SEAL .SELLO ACEITE | 1 | 1 | |
| 10 | 93101-48001 | .OIL SEAL .SELLO ACEITE | 1 | 1 | |
| 11 | 68V-11351-00 | .GASKET, CYLINDER .JUNTA, DE CILINDRO | 1 | 1 | |
| 12 | 67F-13645-00 | .GASKET, MANIFOLD 1 .EMPAQUE | 1 | 1 | |
| 13 | 93210-41MJ2 | .O-RING .ANILLO O | 4 | 4 | |
| 14 | 93210-30682 | .O-RING .ANILLO O | 1 | 1 | |
| 15 | 6D8-11356-01 | .SEAL, CYLINDER 2 .RETEN ACEITE CILINDRO 2 | 1 | 1 | |

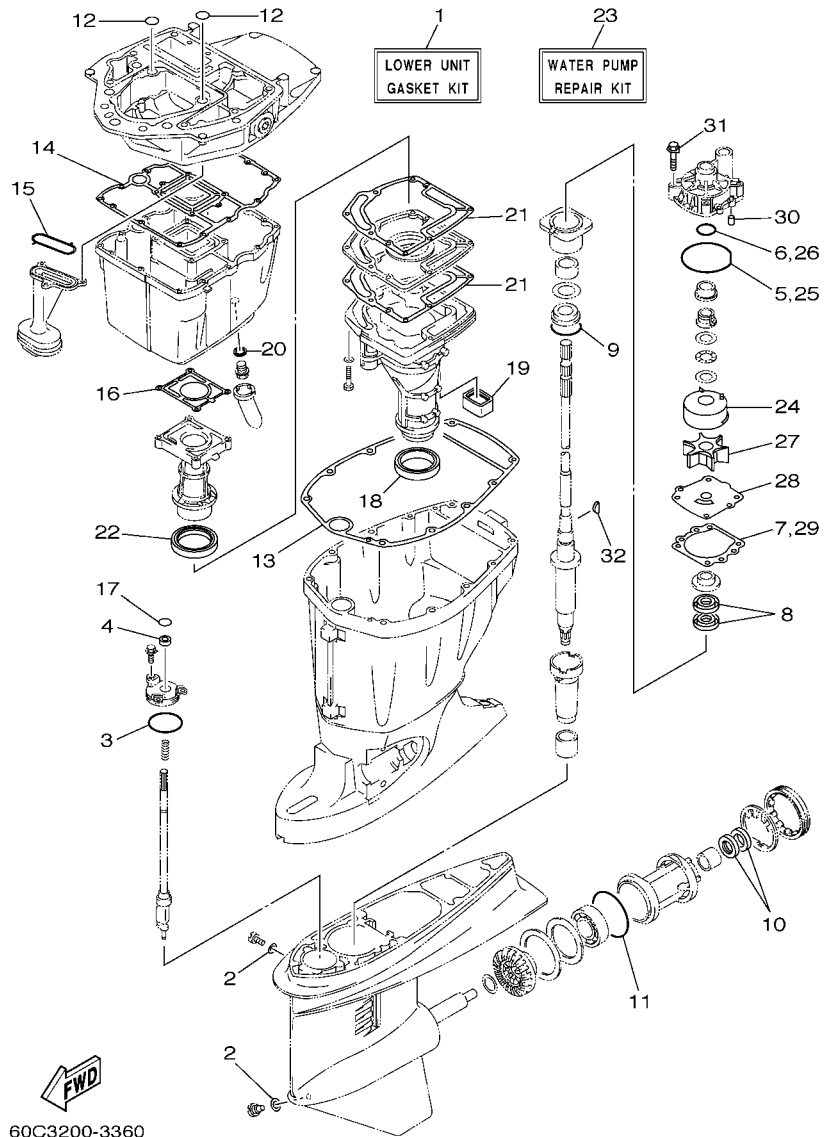


67F0100-9380

FIG. 40 REPAIR KIT 2

ESTUCHE REPARATION 2

| REF. NO. | PART NO. CODIGO Nº | DESCRIPTION DESCRIPCION | ET | EHD | REMARKS OBSERVACIONES |
|----------|--------------------|--|----|-----|-----------------------|
| 1 | 67F-W0093-02 | CARBURETOR REPAIR KIT KIT REPARACION CARBURADOR | 1 | 1 | |
| 2 | 67F-14147-00 | .O-RING .ANILLO O | 1 | 1 | |
| 3 | 97980-04114 | .SCREW, WITH WASHER .TORNILLO, CON ARANDELA | 4 | 4 | |
| 4 | 67F-14397-00 | .O-RING .ANILLO O | 1 | 1 | |
| 5 | 67F-14984-00 | .GASKET, FLOAT CHAMBER .EMPAQUE CAMARA DE BOIA | 1 | 1 | |
| 6 | 93210-04230 | .O-RING .ANILLO O | 1 | 1 | |
| 7 | 6H4-14985-01 | .FLOAT .BOIA | 1 | 1 | |
| 8 | 676-14186-00 | .PIN, FLOAT .PASADOR DE LA BOYA | 1 | 1 | |
| 9 | 67F-14159-00 | .CLIP .PRESILLA | 1 | 1 | |
| 10 | 6H4-14548-00 | .PIN, FLOAT ARM .PASADOR DE BRAZO DE BOIA | 1 | 1 | |
| 11 | 60C-14590-02 | .NEEDLE VALVE ASSY .VALVULA DE AGUJA COMPLETA | 1 | 1 | |
| 12 | 93210-04228 | .O-RING .ANILLO O | 1 | 1 | |
| 13 | 67F-14398-00 | .O-RING .ANILLO O | 1 | 1 | |
| 14 | 67F-14398-10 | .O-RING .ANILLO O | 1 | 1 | |
| 15 | 67F-14398-20 | .O-RING .ANILLO O | 1 | 1 | |
| 16 | 67F-14239-00 | .SEAL .SELLO | 1 | 1 | |
| 17 | 67F-14371-01 | .ELEMENT, FILTER .ELEMENTO DEL FILTRO | 1 | 1 | |
| 18 | 93210-40M10 | .O-RING .ANILLO O | 2 | 2 | |
| 19 | 67F-14398-30 | .O-RING .ANILLO O | 1 | 1 | |



60C3200-3360

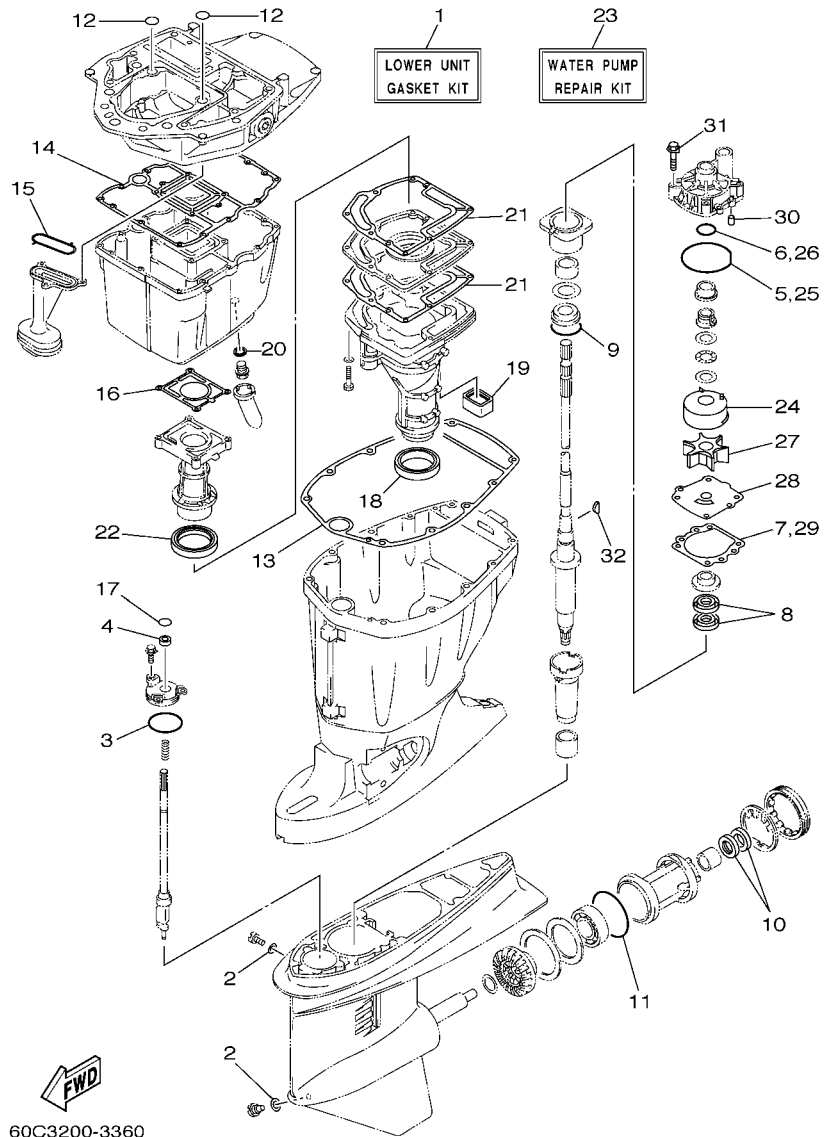
FIG. 41 REPAIR KIT 3

ESTUCHE REPARATION 3

| REF. NO. | PART NO. CODIGO Nº | DESCRIPTION DESCRIPCION | ET | EHD | REMARKS OBSERVACIONES |
|----------|--------------------|---|----|-----|-----------------------|
| 1 | 68V-W0001-21 | LOWER UNIT GASKET KIT JUEGO DE EMPAQUE UNIDAD INFER. | 1 | 1 | |
| 2 | 90430-08020 | .GASKET .JUNTA | 2 | 2 | |
| 3 | 93210-58144 | .O-RING .ANILLO O | 1 | 1 | |
| 4 | 93106-09014 | .OIL SEAL .SELLO ACEITE | 1 | 1 | |
| 5 | 93210-86M38 | .O-RING .ANILLO O | 1 | 1 | |
| 6 | 93210-37160 | .O-RING .ANILLO O | 1 | 1 | |
| 7 | 6E5-44315-A0 | .GASKET, WATER PUMP .EMPAQUE | 1 | 1 | |
| 8 | 93101-28M16 | .OIL SEAL .SELLO ACEITE | 2 | 2 | |
| 9 | 93210-55M14 | .O-RING .ANILLO O | 1 | 1 | |
| 10 | 93101-30M17 | .OIL SEAL .SELLO ACEITE | 2 | 2 | |
| 11 | 93210-86M39 | .O-RING .ANILLO O | 1 | 1 | |
| 12 | 93210-19MJ1 | .O-RING .ANILLO O | 2 | 2 | |
| 13 | 67F-45113-00 | .GASKET, UPPER CASING .EMPAQUE | 1 | 1 | |
| 14 | 68V-15312-00 | .GASKET, OIL PAN .EMPAQ BANDEJA DE ACEITE | 1 | 1 | |
| 15 | 67F-13415-00 | .SEAL, OIL STRAINER .SELLO COLADOR ACEITE | 1 | 1 | |
| 16 | 67F-41133-A1 | .GASKET, EXHAUST MANIFOLD 1 .EMPAQUE ESCAPE MULTIPLE | 1 | 1 | |
| 17 | 93210-09165 | .O-RING .ANILLO O | 1 | 1 | |
| 18 | 68V-45123-00 | .GASKET, MUFFLER .EMPAQUE SILENCIADOR | 1 | 1 | |
| 19 | 67F-45127-00 | .SEAL .SELLO DE GOMA | 1 | 1 | |
| 20 | 90430-14M09 | .GASKET .JUNTA | 1 | 1 | |
| 21 | 67F-41134-A0 | .GASKET, EXHAUST MANIFOLD .EMPAQUE | 2 | 2 | |
| 22 | 67F-41138-00 | .SEAL, EXT. 1 .SELLO, ESCAPE 1 | 1 | 1 | |
| 23 | 60C-W0078-00 | WATER PUMP REPAIR KIT ESTUCHE REPARACION BOMBA AGUA | 1 | 1 | |
| 24 | 6R3-44322-42 | .INSERT, CARTRIDGE .CARTUCHO | 1 | 1 | |
| 25 | 93210-86M38 | .O-RING .ANILLO O | 1 | 1 | |
| 26 | 93210-37160 | .O-RING .ANILLO O | 1 | 1 | |
| 27 | 6E5-44352-01 | .IMPELLER .IMPULSOR | 1 | 1 | |

FIG. 41 REPAIR KIT 3

ESTUCHE REPARATION 3



| REF. NO. | PART NO. CODIGO N° | DESCRIPTION DESCRIPCION | ET | EHD | REMARKS OBSERVACIONES |
|----------|--------------------|---|----|-----|-----------------------|
| 28 | 60C-44323-40 | .OUTER PLATE, CARTRIDGE .PLACA EXTERIOR DEL CARTUCHO | 1 | 1 | |
| 29 | 6E5-44315-A0 | .GASKET, WATER PUMP .EMPAQUE | 1 | 1 | |
| 30 | 93606-12019 | .PIN, DOWEL .PASADOR DE CLAVIJA | 2 | 2 | |
| 31 | 90119-08M14 | .BOLT, WITH WASHER .TORNILLO CON ARANDELA | 4 | 4 | |
| 32 | 90280-04M05 | .KEY, WOODRUFF .CUNA WOODRUFF | 1 | 1 | |
| ----- | | | | | |
| ----- | | | | | |
| ----- | | | | | |
| ----- | | | | | |
| ----- | | | | | |
| ----- | | | | | |
| ----- | | | | | |

NUMERICAL INDEX
INDICE NUMERICO

| PART NO. CODIGO N° | REF. NO. | PART NO. CODIGO N° | REF. NO. | PART NO. CODIGO N° | REF. NO. | PART NO. CODIGO N° | REF. NO. | PART NO. CODIGO N° | REF. NO. | PART NO. CODIGO N° | REF. NO. |
|-----------------------|-------------|-----------------------|-------------|-----------------------|-------------|-----------------------|-------------|-----------------------|-------------|-----------------------|-------------|
| 90201-08M01 | 22 - 3 | 90386-10M16 | 24 - 29 | 90445-13M35 | 10 - 4 | 90467-20M15 | 2 - 43 | 92990-18200 | 33 - 24 | 92995-06600 | 30 - 14 |
| 90201-09M02 | 23 - 17 | | 25 - 25 | 90445-15M03 | 5 - 19 | | 6 - 14 | 92995-05100 | 15 - 24 | | 31 - 25 |
| 90201-10060 | 26 - 2 | 90386-12003 | 19 - 64 | 90445-16M07 | 8 - 21 | 90468-10005 | 19 - 41 | 92995-05600 | 15 - 15 | 92995-08100 | 24 - 16 |
| | 28 - 31 | 90386-12069 | 23 - 32 | 90447-22007 | 21 - 4 | | 19 - 47 | | 15 - 25 | | 25 - 13 |
| 90201-10M02 | 23 - 45 | 90386-15M73 | 18 - 10 | 90462-10060 | 2 - 21 | 90468-18008 | 23 - 4 | 92995-06100 | 11 - 12 | 92995-08600 | 19 - 32 |
| 90201-10M20 | 34 - 7 | 90386-22M98 | 24 - 36 | 90464-08M07 | 20 - 3 | | 23 - 10 | | 12 - 7 | | 22 - 13 |
| 90201-10M76 | 22 - 10 | | 26 - 6 | 90464-09M42 | 19 - 38 | | 23 - 13 | | 12 - 10 | | 32 - 42 |
| 90201-12035 | 19 - 63 | | 26 - 8 | 90464-09M47 | 15 - 16 | | 23 - 25 | | 12 - 26 | 92995-10100 | 33 - 7 |
| 90201-12M05 | 24 - 40 | | 28 - 34 | | 15 - 31 | 90480-01008 | 16 - 3 | | 12 - 29 | 92995-10600 | 27 - 8 |
| | 25 - 36 | 90386-25M31 | 24 - 17 | 90464-10010 | 2 - 24 | 90480-10M23 | 15 - 21 | | 13 - 29 | 92995-14600 | 27 - 23 |
| 90201-12M09 | 27 - 30 | | 25 - 14 | 90464-10M57 | 8 - 22 | 90480-12314 | 2 - 11 | | 14 - 21 | 93101-28M16 | 32 - 35 |
| 90201-13M01 | 24 - 39 | 90386-26MA3 | 19 - 53 | 90465-06M86 | 12 - 12 | | 4 - 22 | | 24 - 5 | | 41 - 8 |
| | 25 - 35 | 90386-38M32 | 27 - 12 | | 15 - 9 | 90480-13M24 | 18 - 46 | | 25 - 5 | 93101-30M17 | 32 - 63 |
| 90201-15M58 | 27 - 20 | 90386-90M90 | 23 - 16 | 90465-08028 | 38 - 8 | 90480-15M31 | 11 - 21 | 92995-06600 | 1 - 7 | | 41 - 10 |
| 90201-16M55 | 27 - 19 | 90387-05M00 | 15 - 20 | 90465-08M23 | 18 - 29 | 90480-20M05 | 2 - 31 | | 2 - 10 | 93101-48001 | 3 - 3 |
| 90201-22M01 | 32 - 21 | 90387-06119 | 12 - 3 | 90465-08M63 | 24 - 22 | 90480-22M15 | 18 - 3 | | 2 - 23 | | 39 - 10 |
| 90201-22014 | 11 - 15 | 90387-06263 | 31 - 10 | 90465-08M83 | 8 - 23 | 90501-10326 | 7 - 42 | | 4 - 25 | 93102-08M43 | 29 - 36 |
| 90201-26M59 | 24 - 18 | 90387-06M43 | 18 - 47 | 90465-11M10 | 2 - 20 | 90501-11M10 | 32 - 19 | | 4 - 32 | 93102-38008 | 5 - 15 |
| | 25 - 15 | 90387-06M71 | 11 - 20 | | 2 - 28 | 90501-12082 | 23 - 22 | | 6 - 17 | | 39 - 4 |
| 90201-30M92 | 32 - 66 | 90387-06M82 | 23 - 43 | | 2 - 42 | 90501-16M11 | 2 - 30 | | 8 - 25 | 93102-48008 | 3 - 2 |
| 90201-38M60 | 27 - 10 | 90387-08M37 | 18 - 4 | | 2 - 47 | 90501-16M37 | 32 - 51 | | 9 - 14 | | 39 - 9 |
| 90202-07M07 | 23 - 9 | 90387-10M05 | 24 - 32 | | 6 - 13 | 90501-23215 | 19 - 14 | | 11 - 13 | 93106-09014 | 32 - 15 |
| 90202-32M19 | 27 - 18 | | 25 - 28 | | 9 - 3 | 90506-14M24 | 24 - 34 | | 12 - 8 | | 41 - 4 |
| 90202-40M47 | 27 - 13 | 90387-10M08 | 4 - 15 | | 9 - 10 | | 25 - 30 | | 12 - 11 | 93210-04228 | 7 - 30 |
| 90204-06M00 | 13 - 5 | 90387-10M61 | 34 - 3 | | 9 - 27 | 90506-16M34 | 18 - 16 | | 12 - 14 | | 40 - 12 |
| | 13 - 9 | 90387-12M02 | 19 - 62 | | 15 - 12 | 90506-16M39 | 5 - 18 | | 12 - 27 | 93210-04230 | 7 - 23 |
| | 13 - 12 | 90387-22018 | 26 - 5 | | 15 - 17 | 90560-12M01 | 34 - 4 | | 12 - 30 | | 40 - 6 |
| | 14 - 5 | 90401-20007 | 2 - 46 | | 16 - 5 | 91490-20010 | 19 - 11 | | 13 - 18 | 93210-08287 | 10 - 7 |
| 90206-10M04 | 23 - 47 | 90430-06014 | 6 - 8 | | 18 - 40 | | 19 - 20 | | 13 - 21 | | 10 - 10 |
| 90206-12M00 | 23 - 30 | 90430-06M03 | 2 - 39 | | 24 - 20 | 91490-20015 | 23 - 18 | | 13 - 30 | 93210-09165 | 23 - 15 |
| 90206-12M22 | 19 - 61 | | 4 - 12 | | 27 - 5 | 91490-40030 | 33 - 26 | | 13 - 33 | | 41 - 17 |
| 90206-15M18 | 18 - 11 | 90430-08020 | 32 - 8 | | 33 - 19 | 91690-30018 | 23 - 28 | | 14 - 9 | 93210-10M74 | 28 - 4 |
| 90206-22M19 | 32 - 22 | | 41 - 2 | | 37 - 17 | 91690-30020 | 24 - 33 | | 14 - 12 | 93210-16275 | 34 - 9 |
| 90249-06M19 | 24 - 31 | 90430-14115 | 2 - 7 | | 38 - 11 | | 25 - 29 | | 14 - 22 | 93210-19MJ1 | 31 - 27 |
| | 25 - 27 | | 39 - 5 | | 38 - 15 | 91690-50014 | 6 - 10 | | 14 - 25 | | 41 - 12 |
| 90250-08M07 | 32 - 55 | 90430-14M09 | 31 - 4 | 90465-11M59 | 8 - 13 | 91809-08006 | 4 - 6 | | 15 - 3 | 93210-24M79 | 4 - 34 |
| 90280-04008 | 5 - 24 | | 41 - 20 | 90465-12M03 | 6 - 15 | 92903-08100 | 17 - 32 | | 15 - 8 | | 39 - 2 |
| 90280-04M05 | 32 - 29 | 90445-076K2 | 33 - 17 | 90465-13M11 | 13 - 34 | 92903-08600 | 17 - 28 | | 15 - 11 | 93210-30682 | 9 - 28 |
| | 41 - 32 | 90445-07ME8 | 32 - 11 | | 14 - 26 | | 17 - 30 | | 19 - 34 | | 39 - 14 |
| 90280-05015 | 11 - 14 | 90445-07ME9 | 32 - 11 | 90465-13M18 | 18 - 35 | 92907-04600 | 4 - 21 | | 19 - 56 | 93210-32738 | 9 - 8 |
| 90282-04010 | 32 - 67 | 90445-10016 | 2 - 27 | 90465-13M24 | 21 - 11 | 92990-04100 | 37 - 3 | | 21 - 10 | 93210-37160 | 32 - 27 |
| 90338-11007 | 18 - 26 | 90445-10024 | 2 - 19 | 90465-13M30 | 21 - 12 | | 37 - 7 | | 23 - 7 | | 41 - 6 |
| 90340-08002 | 32 - 6 | 90445-10M16 | 8 - 18 | 90465-13M36 | 38 - 9 | 92990-06100 | 1 - 3 | | 23 - 34 | | 41 - 26 |
| 90340-14M06 | 2 - 6 | 90445-10MG6 | 8 - 19 | 90465-13M60 | 38 - 7 | 92990-08600 | 36 - 34 | | 23 - 37 | 93210-37MH7 | 27 - 11 |
| | 31 - 3 | 90445-10MG7 | 8 - 20 | 90465-13M97 | 14 - 19 | 92990-12200 | 19 - 60 | | 24 - 8 | 93210-40M10 | 6 - 5 |
| 90344-51019 | 4 - 4 | 90445-11M49 | 38 - 12 | | 14 - 29 | | 25 - 32 | | 24 - 12 | | 40 - 18 |
| 90386-06M12 | 23 - 12 | 90445-13M01 | 10 - 2 | | 16 - 6 | 92990-12600 | 19 - 65 | | 25 - 9 | 93210-41MJ2 | 6 - 20 |
| 90386-08032 | 19 - 16 | 90445-13M27 | 9 - 4 | 90467-10M04 | 38 - 16 | | 23 - 31 | | 30 - 10 | | 39 - 13 |

NUMERICAL INDEX
INDICE NUMERICO

| PART NO. CODIGO N° | REF. NO. | PART NO. CODIGO N° | REF. NO. | PART NO. CODIGO N° | REF. NO. | PART NO. CODIGO N° | REF. NO. | PART NO. CODIGO N° | REF. NO. | PART NO. CODIGO N° | REF. NO. |
|-----------------------|--------------------|-----------------------|--------------------|-----------------------|-------------------|-----------------------|-------------|-----------------------|-------------|-----------------------|-------------|
| 93210-55M14 | 32 - 39 41 - 9 | 95380-06600 | 19 - 19 36 - 40 | 97095-06030 | 11 - 11 12 - 6 | 9E450-04533 | 37 - 2 | | | | |
| 93210-58144 | 32 - 14 41 - 3 | 95380-08600 | 9 - 12 | | 19 - 33 | | | | | | |
| 93210-86M38 | 32 - 26 41 - 5 | 95380-12600 | 24 - 41 | | 24 - 4 | | | | | | |
| | 41 - 25 | 95380-14600 | 25 - 37 | 97095-06035 | 23 - 44 | | | | | | |
| 93210-86M39 | 32 - 64 41 - 11 | 95780-10300 | 27 - 22 | 97095-06040 | 23 - 6 | | | | | | |
| 93306-208U0 | 32 - 59 | 95812-06025 | 31 - 9 | 97095-06045 | 31 - 24 | | | | | | |
| 93315-425U7 | 32 - 47 | 95895-06010 | 30 - 29 | 97095-08020 | 24 - 15 | | | | | | |
| 93315-430U8 | 32 - 62 | 97013-08016 | 17 - 29 | 97095-08025 | 25 - 12 | | | | | | |
| 93315-628U9 | 32 - 3 | 97013-08045 | 17 - 27 | | 22 - 12 | | | | | | |
| 93317-330U2 | 32 - 36 | 97075-06030 | 30 - 13 | | 32 - 41 | | | | | | |
| 93332-000U7 | 32 - 4 | 97075-06070 | 30 - 9 | 97095-08040 | 19 - 31 | | | | | | |
| 93341-930V2 | 32 - 38 | 97075-10045 | 33 - 6 | 97380-05025 | 36 - 8 | | | | | | |
| 93410-22M11 | 24 - 37 26 - 9 | 97095-06010 | 6 - 7 | 97380-08030 | 36 - 33 | | | | | | |
| | 27 - 15 | | 24 - 7 | 97575-06525 | 23 - 20 | | | | | | |
| 93420-36M01 | 30 - 24 | 97095-06012 | 24 - 26 | | 31 - 5 | | | | | | |
| 93430-06024 | 36 - 10 | | 25 - 22 | 97575-08535 | 6 - 9 | | | | | | |
| 93501-04M02 | 23 - 21 | | 1 - 6 | 97575-08540 | 2 - 40 | | | | | | |
| 93503-16003 | 32 - 54 | | 2 - 22 | | 4 - 13 | | | | | | |
| 93507-32009 | 32 - 52 | | 6 - 16 | | 30 - 4 | | | | | | |
| 93511-32017 | 32 - 53 | | 8 - 24 | 97575-10530 | 26 - 3 | | | | | | |
| 93604-12M07 | 31 - 26 | | 12 - 13 | | 28 - 32 | | | | | | |
| 93605-10108 | 5 - 12 | | 13 - 32 | 97607-04110 | 11 - 6 | | | | | | |
| 93606-12019 | 2 - 3 31 - 6 | 97095-06014 | 14 - 24 | 97607-04310 | 29 - 32 | | | | | | |
| | 32 - 32 | | 15 - 10 | 97780-60620 | 20 - 16 | | | | | | |
| | 41 - 30 | 97095-06016 | 23 - 33 | 97780-60920 | 19 - 51 | | | | | | |
| 93606-19M23 | 30 - 15 | | 19 - 39 | 97803-04010 | 7 - 8 | | | | | | |
| 93608-12M05 | 33 - 5 | | 19 - 45 | 97885-05010 | 15 - 14 | | | | | | |
| 93608-16M16 | 30 - 5 30 - 22 | | 20 - 12 | 97885-05025 | 15 - 23 | | | | | | |
| | 19 - 3 | | 9 - 13 | 97885-06012 | 24 - 11 | | | | | | |
| | 24 - 13 | | 12 - 28 | | 25 - 8 | | | | | | |
| | 24 - 23 | | 13 - 17 | 97885-06016 | 19 - 55 | | | | | | |
| | 25 - 10 | | 13 - 20 | | 27 - 4 | | | | | | |
| | 25 - 19 | | 13 - 28 | 97980-04114 | 7 - 10 | | | | | | |
| 94702-00391 | 4 - 35 | | 14 - 8 | | 40 - 3 | | | | | | |
| 95333-08600 | 17 - 31 | | 14 - 11 | 97980-06216 | 20 - 8 | | | | | | |
| 95380-04600 | 37 - 4 37 - 8 | 97095-06020 | 14 - 20 | | 30 - 26 | | | | | | |
| | 23 - 40 | | 15 - 2 | 97985-06210 | 11 - 18 | | | | | | |
| 95380-05600 | 36 - 7 | 97095-06025 | 15 - 7 | 98507-04008 | 4 - 20 | | | | | | |
| | 1 - 4 | | 18 - 13 | 98580-03015 | 36 - 38 | | | | | | |
| | 18 - 43 | 97095-06030 | 21 - 9 | 98580-04006 | 36 - 36 | | | | | | |
| | | | 2 - 9 | 98580-04008 | 7 - 28 | | | | | | |
| | | | 12 - 9 | 98580-04010 | 36 - 35 | | | | | | |
| | | | 4 - 31 | 98580-05010 | 36 - 37 | | | | | | |
| | | | 12 - 25 | 98780-04016 | 2 - 14 | | | | | | |
| | | | 23 - 36 | 99001-08600 | 32 - 18 | | | | | | |
| | | | 4 - 24 | 99530-08012 | 11 - 10 | | | | | | |