

**PARTS  
CATALOGUE  
CATALOGUE  
DE PIÉCES DÉTACHÉES**

**F80BET'09** (6D75)

**F100DET'09** (6D95)



2012/1/13

1H6D7-300F1

( )

NEWS NO.	DATE	COMMENT
PE0-OM-080072	Oct.,23.2008	MOD: FIG.3 CRANKSHAFT & PISTON P/No. REVISION
PE0-OM-110048	Dec.,22,2011	MOD:FIG.6 INTAKE 1 LIST REVISION

F80BET/F100DET  
PARTS CATALOGUE  
©2008 by Yamaha Motor Co., Ltd.  
1st edition, June 2008  
All rights reserved.  
Any reprinting or unauthorized use  
without the written permission of  
Yamaha Motor Co., Ltd.  
is expressly prohibited.  
Printed in Japan.

F80BET/F100DET  
CATALOGUE DE PIÈCES DÉTACHÉES  
©2008 par Yamaha Motor Co., Ltd.  
1<sup>re</sup> édition, juin 2008  
Tous droits réservés  
Toute réimpression ou utilisation  
non autorisée sans la permission écrite  
de la Yamaha Motor Co., Ltd.  
est formellement interdite.  
Imprimé au Japon

# FOREWORD

This Parts Catalogue is related to the parts for the model(s) on the cover page. When you are ordering replacement parts, please refer to this Parts Catalogue and quote both part numbers and part names correctly.

1. Modifications or additions which have been made after the issue of the Parts Catalogue will be announced in the Parts News.  
It is advisable that you make the necessary corrections to the Parts Catalogue according to the Parts News.

2. Abbreviations

The following abbreviations are used in this Parts Catalogue.

“UR” Use specified parts number.

“UN” Use as many as needed.

“AP” Alternate Parts

“LM” Locally Made (Parts need to be ordered locally)

“F#” Frame No. (Applicable machine No.)

“O/S” Over Size

3. The number of components for assembly

- Parts, which are to be supplied in an assembly, are listed with a dot (.) in front of the part name as shown below.
- The numeral appearing to the right of each component part indicates the quantity of parts for each assembly unit.

PART NO.	DESCRIPTION	Q'TY	REMARKS
2F5-83310-60	FRONT FLASHER LIGHT ASSY	2	
115-83311-60	.BULB (6V-18W)	1	

4. Applicable colours of graphics are represented in the “REMARKS” as shown below.

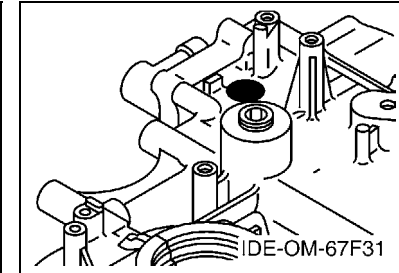
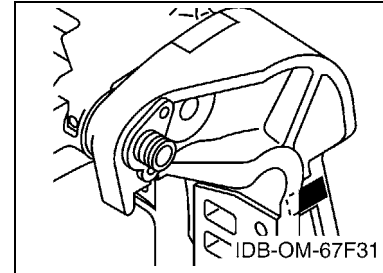
PART NO.	DESCRIPTION	Q'TY	REMARKS
2N4-24110-00-X5	FUEL TANK COMP.	2	MXR
3J1-24240-10	.GRAPHIC, FUEL TANK	1	FOR MXR

5. Note that the illustrations for reference in finding parts numbers are not to be used for assembling. When assembling, please use the applicable service manual.

6. The asterisk (\*) before a reference number indicates modified items after the first edition.

7. Applicable Serial No.

Engine Serial No.



8. Applicable Engine Starting Serial No.

Model	Serial No.	Model	Serial No.
F80B	6D7-1008908	F100D	6D9-1012091

9. Applicable Colour Code

Abbreviation	Colour Name	Colour Code
DBN1	DARK BLUISH GRAY 1	008D

10. Quantity Column Information

Column No.	Name Of Q'ty Column	Applicable Model
1	6D75	F80BET
2	6D95	F100DET

# AVANT-PROPOS

Ce catalogue de pièces détachées concerne les pièces pour le(s) modèle(s) indiqué(s) sur la page de couverture. Lorsque vous commandez des pièces de rechange, veuillez vous référer à ce catalogue de pièces détachées et indiquer clairement les numéros et les noms des pièces détachées.

1. Les modifications ou ajouts ayant été effectués après la parution du catalogue de pièces détachées seront décrits dans les Bulletins d'information concernant les pièces détachées.

Il est recommandé que vous apportiez les corrections nécessaires au catalogue des pièces détachées en vous référant aux Bulletins d'information.

2. Abréviations

Dans ce catalogue, les abréviations suivantes sont utilisées:

“UR” Utiliser le numéro de pièces spécifié.

“UN” Utiliser autant que nécessaire.

“AP” Pièces de substitution

“LM” Fabrication locale (les pièces doivent être commandées localement.)

“F#” N° de cadre (applicable au N° de série)

“O/S” Surdimensionné

3. Nombre de pièces d'un assemblage

- Les pièces fournies comme composants d'un assemblage sont précédées d'un point (.) de la manière indiquée ci-dessous.
- Le chiffre apparaissant à la droite de chaque composant indique la quantité de pièces pour chaque unité d'assemblage.

N° PIÈCES	DESCRIPTION	QTE	REMARQUES
2F5-83310-60	ENS. CLIGNOTANT AVANT	2	
115-83311-60	.AMPOULE (6V-18W)	1	

4. Les couleurs concernant les graphiques sont indiquées dans la colonne “REMARQUES”, comme indiqué ci-dessous.

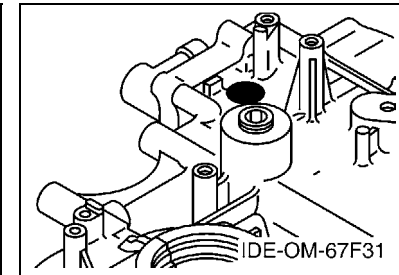
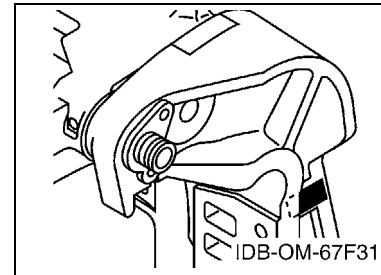
N° PIÈCES	DESCRIPTION	QTE	REMARQUES
2N4-24110-00-X5	RESERVOIR A ESSENCE.	2	MXR
3J1-24240-10	.GRAPHIQUE	1	POUR MXR

5. Veuillez noter que les illustrations sont indiquées à titre de référence pour trouver les numéros de pièces, non pour être utilisées lors de l'assemblage. Lors de l'assemblage, veuillez utiliser le manuel d'entretien adéquat.

6. L'astérisque (\*) placé devant un numéro de référence indique des éléments qui ont été modifiés après la première édition.

7. N° de série applicable

N° de Série du moteur



8. N° de série initial du moteur applicable

Modèle	N° de série	Modèle	N° de série
F80B	6D7-1008908	F100D	6D9-1012091

9. Code couleur applicable

Abréviation	Nom de la couleur	Code couleur
DBN1	DARK BLUISH GRAY 1	008D

10. Informations relatives à la colonne Quantité

N° de la colonne	Nom de la colonne Qté	Modèle applicable
1	6D75	F80BET
2	6D95	F100DET

# CONTENTS

TOP COWLING .....	1
CYLINDER & CRANKCASE 1 .....	2
CRANKSHAFT & PISTON .....	4
CYLINDER & CRANKCASE 2 .....	5
VALVE .....	7
INTAKE 1 .....	10
INTAKE 2 .....	11
INTAKE 3 .....	12
FUEL INJECTION PUMP 1 .....	14
FUEL INJECTION PUMP 2 .....	15
FUEL 1 .....	16
FUEL 2 .....	18
GENERATOR .....	19
ELECTRICAL 1 .....	21
ELECTRICAL 2 .....	23
ELECTRICAL 3 .....	25
ELECTRICAL 4 .....	27
STARTING MOTOR .....	28
BOTTOM COWLING .....	30
CONTROL .....	33
BRACKET 1 .....	35
BRACKET 2 .....	37
OPTIONAL PARTS .....	39
POWER TRIM & TILT ASSY 1 .....	40
POWER TRIM & TILT ASSY 2 .....	44
UPPER CASING .....	45
OIL PAN .....	47
LOWER CASING & DRIVE 1 .....	49
LOWER CASING & DRIVE 2 .....	52
FUEL TANK .....	54
STEERING GUIDE .....	55
REPAIR KIT 1 .....	56
REPAIR KIT 2 .....	57

## INDEX

NUMERICAL INDEX .....	59
-----------------------	----

# TABLE DES MATIERES

CAPOT SUPERIEUR .....	1
CYLINDRE & CARTER 1 .....	2
VILEBREQUIN & PISTON .....	4
CYLINDRE & CARTER 2 .....	5
SOUPAPE .....	7
ADMISSION 1 .....	10
ADMISSION 2 .....	11
ADMISSION 3 .....	12
POMPE A INJECTEUR 1 .....	14
POMPE A INJECTEUR 2 .....	15
CARBURANT 1 .....	16
CARBURANT 2 .....	18
GENERATRICE .....	19
PARTIE ELECTRIQUE 1 .....	21
PARTIE ELECTRIQUE 2 .....	23
PARTIE ELECTRIQUE 3 .....	25
PARTIE ELECTRIQUE 4 .....	27
DEMARREUR ELECTRIQUE .....	28
CAPOT INFERIEUR .....	30
COMMANDE .....	33
SUPPORT 1 .....	35
SUPPORT 2 .....	37
PIECES OPTIONNELLES .....	39
PUISSANCE PARER ET INCLINER 1 .....	40
PUISSANCE PARER ET INCLINER 2 .....	44
FOURREAU .....	45
VENTILATEUR D'HUILE .....	47
BOITIER D'HELICE TRANSMISSION1 .....	49
BOITIER D'HELICE TRANSMISSION2 .....	52
RESERVOIR A CARBURANT .....	54
FIXATION DE DIRECTION .....	55
KITS DE REPARATION 1 .....	56
KITS DE REPARATION 2 .....	57

## INDEX

INDEX NUMERIQUE .....	59
-----------------------	----

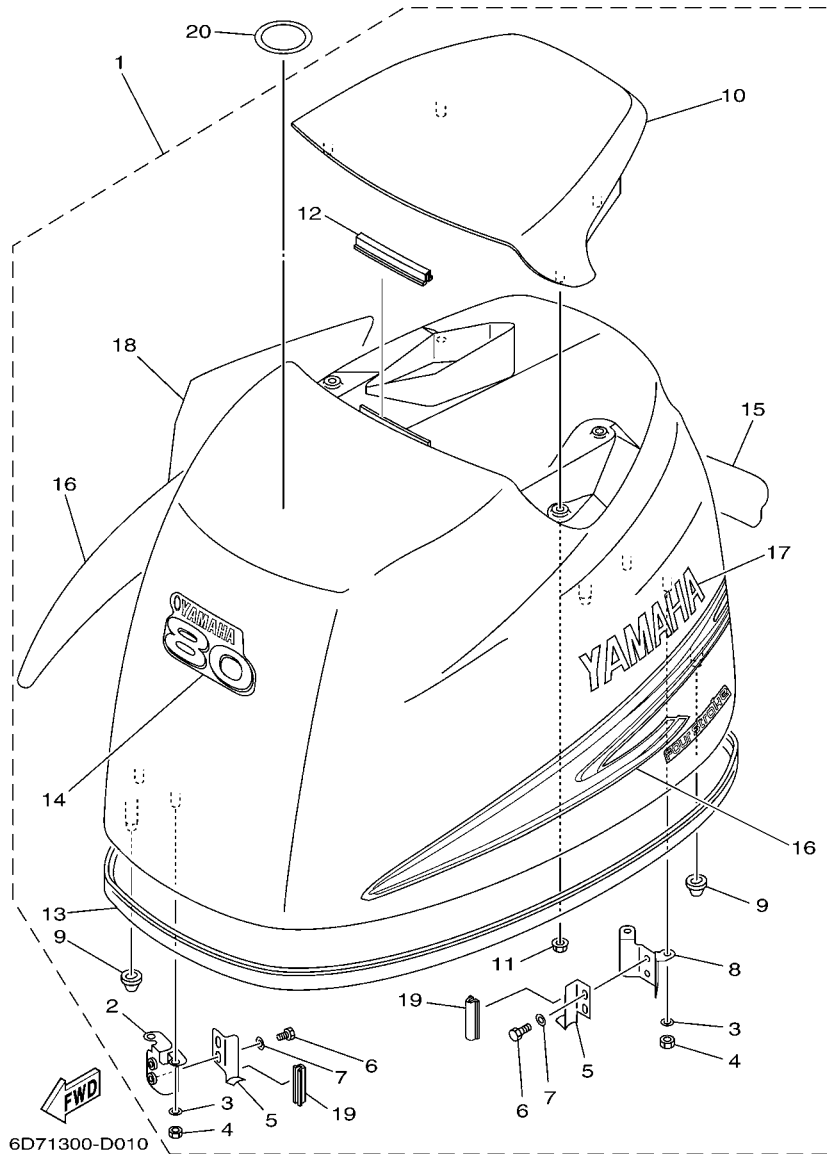
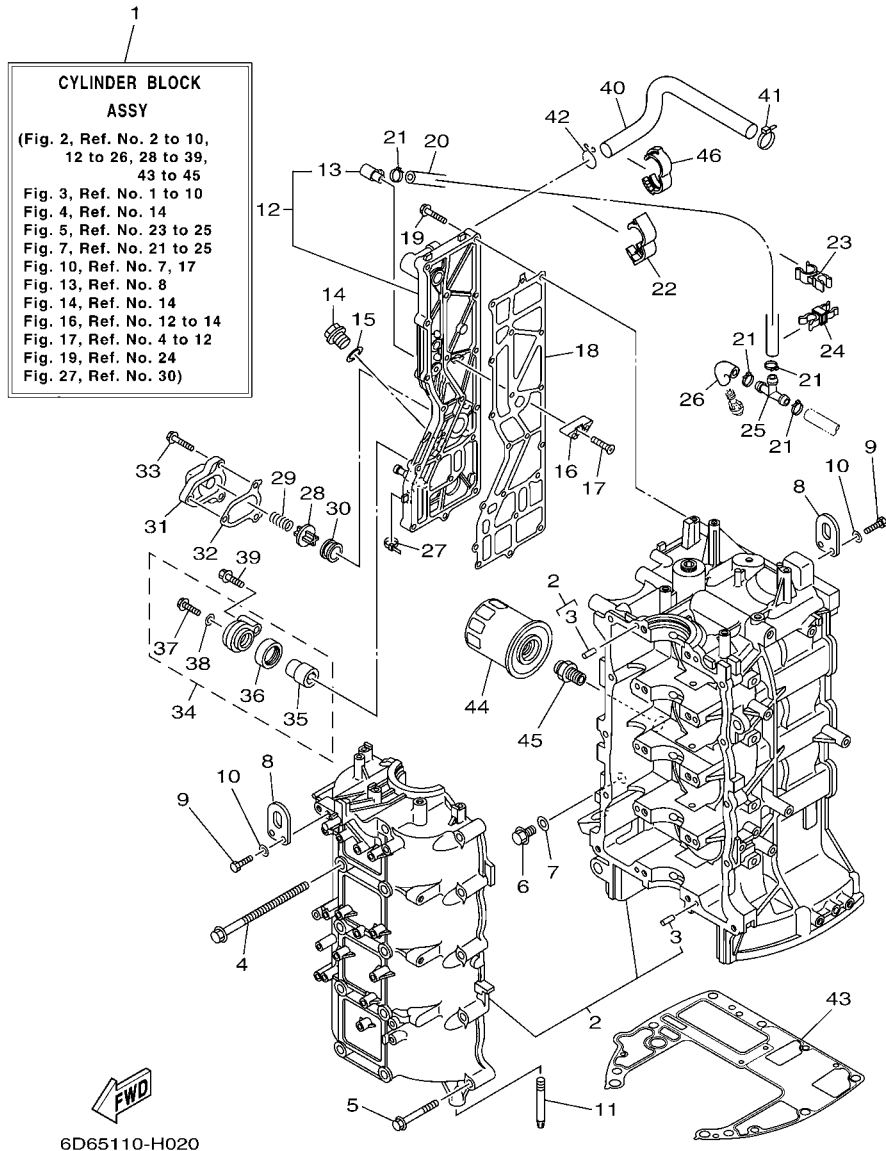


FIG. 1 TOP COWLING

CAPOT SUPERIEUR

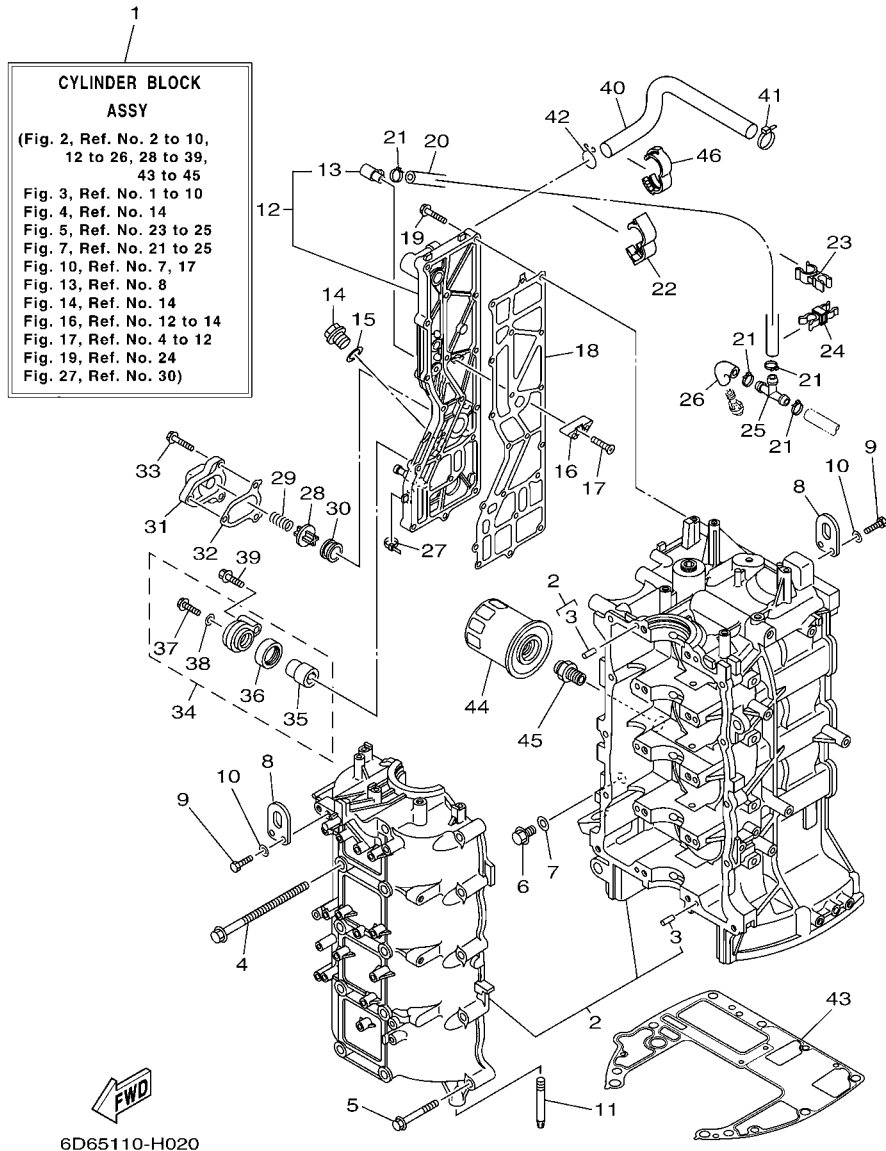
REF. NO.	PART NO. N° PIECES	DESCRIPTION DESCRIPTION	6D75	6D95		REMARKS REMARQUES
1	6D7-42610-00-8D	TOP COWLING ASSY CAPOT (ENS.)	1			
	6D9-42610-00-8D	TOP COWLING ASSY CAPOT (ENS.)		1		
2	67F-42647-00	.HOLDER, CLAMP BAND .SUPPORT, SANDOW DE SERRAGE	1	1		
3	92990-06100	.WASHER, SPRING .RONDELLE, GROWER	4	4		
4	95380-06600	.NUT, HEXAGON .ECROU	4	4		
5	68V-42652-00	.HOOK .CROCHET	2	2		
6	97095-06012	.BOLT .BOULON	4	4		
7	92995-06600	.WASHER .RONDELLE	4	4		
8	67F-42649-00	.HOLDER, CLAMP BAND .SUPPORT, SANDOW DE SERRAGE	1	1		
9	67F-42662-00	.DAMPER .AMORTISSEUR	3	3		
10	67F-42613-00-8D	.MOLDING, AIR DUCT .MANCHON A AIR	1	1		
11	90179-06M24	.NUT .ECROU	4	4		
12	61N-42628-00	.SEAL .JOINT	1	1		
13	67F-42615-00	.SEAL .JOINT	1	1		
14	67G-42677-10	.GRAPHIC, FRONT .ADHESIF, AVANT	1			
	67F-42677-10	.GRAPHIC, FRONT .ADHESIF, AVANT		1		
15	6D7-42678-00	.GRAPHIC, REAR .ADHESIF, ARRIERE	1			
	6D9-42678-00	.GRAPHIC, REAR .ADHESIF, ARRIERE		1		
16	67F-W0070-10	.GRAPHIC SET .JEU DIEMBLEMES	1	1		
17	67F-42681-10	.MARK, COWLING .ADHESIF, CAPOT	1	1		
18	67F-42682-10	.MARK, COWLING .ADHESIF, CAPOT	1	1		
19	67F-42628-00	.SEAL .JOINT	2	2		
20	67F-13434-10	LABEL, CAUTION ETIQUETTE, ATTENTION	1	1		



**FIG. 2 CYLINDER & CRANKCASE 1 CYLINDRE & CARTER 1**

REF. NO.	PART NO. N° PIECES	DESCRIPTION DESCRIPTION	6D75	6D95	REMARKS REMARQUES
1	6D8-W009B-03-9S	CYLINDER BLOCK ASSY CYLINDRE GROUPE (ENS.)	1	1	
2	6D8-15100-01-9S	CRANKCASE ASSY CARTER DE MOTEUR COMPLET	1	1	
3	93606-12019	.PIN, DOWEL .GOUILLE	10	10	
4	90119-10M88	BOLT, WITH WASHER BOULON, AVEC RONDELLE	10	10	
5	90119-08M66	BOLT, WITH WASHER BOULON, AVEC RONDELLE	10	10	
6	90340-14M06	PLUG, STRAIGHT SCREW PLOT, FILETE DROIT	1	1	
7	90430-14115	GASKET JOINT	1	1	
8	62Y-11119-00	HANGER, ENGINE ANNEAU, LEVAGE	2	2	
9	97095-06020	BOLT BOULON	4	4	
10	92995-06600	WASHER RONDELLE	4	4	
11	67F-15142-00	GUIDE 1 GUIDE 1	2	2	
12	6D8-41113-30-9S	OUTER COVER, EXHAUST COUVERCLE, ECHAPPEMENT	1	1	
13	676-11372-00	.NIPPLE, HOSE .RACCORD, TUYAU	1	1	
14	90340-18M09	PLUG, STRAIGHT SCREW PLOT, FILETE DROIT	1	1	
15	90430-18130	GASKET JOINT	1	1	
16	6E5-11325-00	ANODE ANODE	3	3	
17	98780-04016	SCREW, FLAT HEAD VIS A TETE FRAISEE	3	3	
18	67F-41114-A2	GASKET, EXHAUST OUTER COVER JOINT, COUVERCLE D'ECHAPPEMENT	1	1	
19	90119-06MA4	BOLT, WITH WASHER BOULON, AVEC RONDELLE	18	18	
20	6D8-42541-00	PIPE 1 TUYAU 1	1	1	
21	90465-11M10	CLAMP BRIDE	4	4	
22	90464-18004	CLAMP BRIDE	1	1	
23	90464-10010	CLAMP BRIDE	1	1	
24	90464-11009	CLAMP BRIDE	1	1	
25	688-24378-00	PIPE, JOINT 3 DURITE RACCORDEMENT 3	1	1	
26	61A-24316-00	PIPE 6 DURITE 6	1	1	
27	90465-11M10	CLAMP BRIDE	1	1	



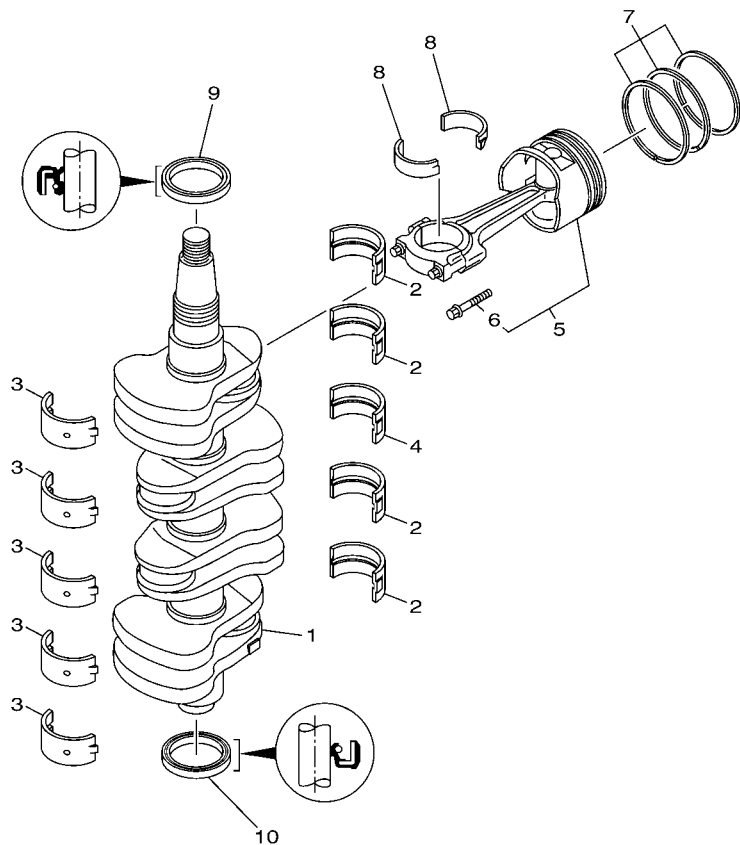


**FIG. 2 CYLINDER & CRANKCASE 1 CYLINDRE & CARTER 1**

REF. NO.	PART NO. N° PIECES	DESCRIPTION DESCRIPTION	6D75	6D95	REMARKS REMARQUES
28	6G5-12416-00	VALVE, PRESSURE CONTROL SOUPAPE DE CONTROLEUR PRESS	1	1	
29	90501-16M11	SPRING, COMPRESSION RESSORT, COMPRESSION	1	1	
30	90480-20M05	GROMMET PASSE-FIL	1	1	
31	67F-1246A-01-9S	COVER 1 COUVERCLE 1	1	1	
32	67F-12435-A0	GASKET JOINT	1	1	
33	90119-06MA2	BOLT, WITH WASHER BOULON, AVEC RONDELLE	3	3	
34	69J-11301-10	ANODE COVER ASSY COUVERCLE ANODE (ENS.)	1	1	
35	68V-11325-02	.ANODE .ANODE	1	1	
36	67F-11328-00	.GROMMET, ANODE .PASSE-FIL	1	1	
37	90105-06M07	.BOLT, FLANGE .BOULON	1	1	
38	90430-06M03	.GASKET .JOINT	1	1	
39	97575-08540	BOLT, WITH WASHER VIS HEXAGONAL AVC RONDELLE	1	1	
40	67F-1243A-00	HOSE 1 DURITE 1	1	1	
41	90465-11M10	CLAMP BRIDE	1	1	
42	90467-20M15	CLIP JONC	1	1	
43	68V-11351-00	GASKET, CYLINDER JOINT, D'EMBASE	1	1	
44	5GH-13440-00	ELEMENT ASSY, OIL CLEANER ELEMENT, FILTRE A HUILE	1	1	
45	90401-20007	BOLT, UNION BOULON, RACCORD	1	1	
46	90464-16001	CLAMP BRIDE	1	1	

FIG. 3 CRANKSHAFT & PISTON

VILEBREQUIN & PISTON



  
6D81100-D030

REF. NO.	PART NO. N° PIECES	DESCRIPTION DESCRIPTION	6D75	6D95		REMARKS REMARQUES
1	6D8-11411-00	CRANKSHAFT VILEBREQUIN COMPLET	1	1		
2	67F-11416-00	PLANE BEARING, CRANKSHAFT 1 COUSSINET DE VILEBREQUIN 1	4	4		UR GREEN UR GREEN
	67F-11416-10	PLANE BEARING, CRANKSHAFT 1 COUSSINET DE VILEBREQUIN 1	4	4		UR BLUE UR BLUE
	67F-11416-20	PLANE BEARING, CRANKSHAFT 1 COUSSINET DE VILEBREQUIN 1	4	4		UR RED UR RED
3	67F-11417-00	PLANE BEARING, CRANKSHAFT 2 COUSSINET DE VILEBREQUIN 2	5	5		UR YELLOW UR YELLOW
	67F-11417-10	PLANE BEARING, CRANKSHAFT 2 COUSSINET DE VILEBREQUIN 2	5	5		UR GREEN UR GREEN
	67F-11417-20	PLANE BEARING, CRANKSHAFT 2 COUSSINET DE VILEBREQUIN 2	5	5		UR BLUE UR BLUE
	67F-11417-30	PLANE BEARING, CRANKSHAFT 2 COUSSINET DE VILEBREQUIN 2	5	5		UR RED UR RED
4	67F-11418-00	PLANE BEARING, CRANKSHAFT 3 COUSSINET DE VILEBREQUIN 3	1	1		UR GREEN UR GREEN
	67F-11418-10	PLANE BEARING, CRANKSHAFT 3 COUSSINET DE VILEBREQUIN 3	1	1		UR BLUE UR BLUE
	67F-11418-20	PLANE BEARING, CRANKSHAFT 3 COUSSINET DE VILEBREQUIN 3	1	1		UR RED UR RED
5	6D8-W1164-00	PISTON/CON-ROD ASSY(STD) PISTON/BIELLE COMPLETE(STD)	4	4		Go to P/N : PE0-OM-080072
	6D8-W1164-10	PISTON/CON-ROD ASSY(0.25MM OS) PISTON/BIELLE COMPLETE:0.25MM	4	4		AP AP
6	67F-11654-00	.BOLT, CONNECTING ROD .BOULON, BIELLE	2	2		Go to P/N : PE0-OM-080072
7	6D8-11603-01	PISTON RING SET (STD) JEU DE SEGMENTS (STD)	4	4		
	6D8-11604-01	PISTON RING SET (0.25MM O/S) JEU DE SEGMENTS (0.25MM O/S)	4	4		AP AP
8	6D8-11656-00	PLANE BEARING, CONNECTING ROD ROULEMENT DE BIELLE	8	8		UR YELLOW UR YELLOW
	6D8-11656-10	PLANE BEARING, CONNECTING ROD ROULEMENT DE BIELLE	8	8		UR GREEN UR GREEN
	6D8-11656-20	PLANE BEARING, CONNECTING ROD ROULEMENT DE BIELLE	8	8		UR BLUE UR BLUE
	6D8-11656-30	PLANE BEARING, CONNECTING ROD ROULEMENT DE BIELLE	8	8		UR RED UR RED
9	93102-48008	OIL SEAL JOINT SPY	1	1		
10	93101-48001	OIL SEAL JOINT SPY	1	1		

# PARTS NEWS



News No. PE0-OM-080072

Date:2008/10/23

Signature:K . Otsuka

Cause  Revision Notice  Correction  Sales Unit Change  Others

Model	F75B '09 (6D65) / F80B '09 (6D75) / F90B '09 (6D85) / F100D '09 (6D95)
Subject	PARTS CATALOGUE CORRECTIONS
CATALOGUE NO.	See the "List of Models and CATALOGUE No's below."

Time of YPEC Revision Text, Illustration --> Nov./22/2008 PDF Replace --> Nov./22/2008  
(YPEC = Yamaha Parts Electrical Catalogue = Website parts catalogue)

## FIG.3 CRANKSHAFT & PISTON

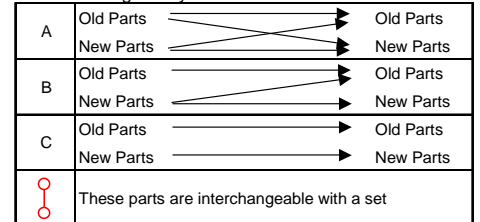
### 1.LIST CORRECTION

Fig.No-Ref.No.	PART NO.	PART NAME	Q'TY	REMARKS
3-5	OLD 6D8-W1164-00	PISTON/CON-ROD ASSY (STD)	4	<b>*Part number revision</b>
	<b>NEW 6D8-W1164-20</b>			
3-5	OLD 6D8-W1164-10	PISTON/CON-ROD ASSY (0.25MM O/S)	4	AP <b>*Part number revision</b>
	<b>NEW 6D8-W1164-30</b>			
3-6	OLD 67F-11654-00	.BOLT, CONNECTING ROD	2	<b>*Part number revision</b>
	<b>NEW K1C-A3275-00</b>			

\*Applicable Engine Serial No.

MODEL NAME	MODEL CODE	Applicable Engine Serial No.
F75TR(H), F75BET	6D65	<b>62P:1012356-</b>
F80BET	6D75	<b>6D7:1009827-</b>
F90TR(H), F90BET	6D85	<b>61P:1037075-</b>
F100DET	6D95	<b>6D9:1012843-</b>

\*1: Interchangeability



### 2.LIST of Models and CATALOGUE No's.

The applicable MODELS, MODEL CODES, and CATALOGUE No's are as follows.

MODEL NAME	MODEL CODE	MODEL YEAR	CATALOGUE NO.
F75TR	6D65	2009	1H6D6-110E1
F90TR	6D85	2009	1H6D8-110E1
F75TRH	6D65	2009	1H6D6-100E1
F80BET	6D75		
F90TRH	6D85		
F100DET	6D95		
F80BET	6D75	2009	1H6D7-300F1
F100DET	6D95		
F75BET	6D65	2009	1H6D6-200S1 1H6D6-415M1
F80BET	6D75		
F90BET	6D85		
F100DET	6D95		

Thank you very much for your cooperation.

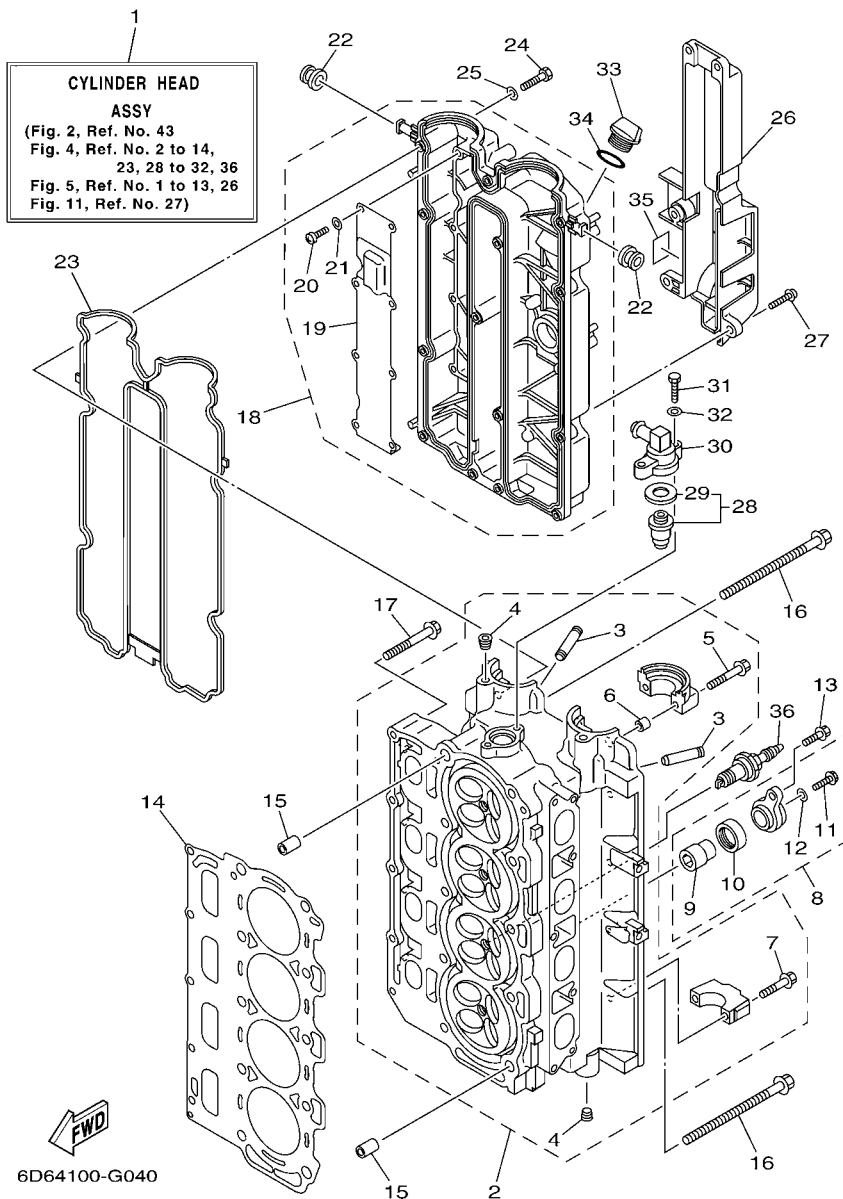
Parts  
Manager  
Check

Service  
Manager  
Check

Parts  
Manager  
File

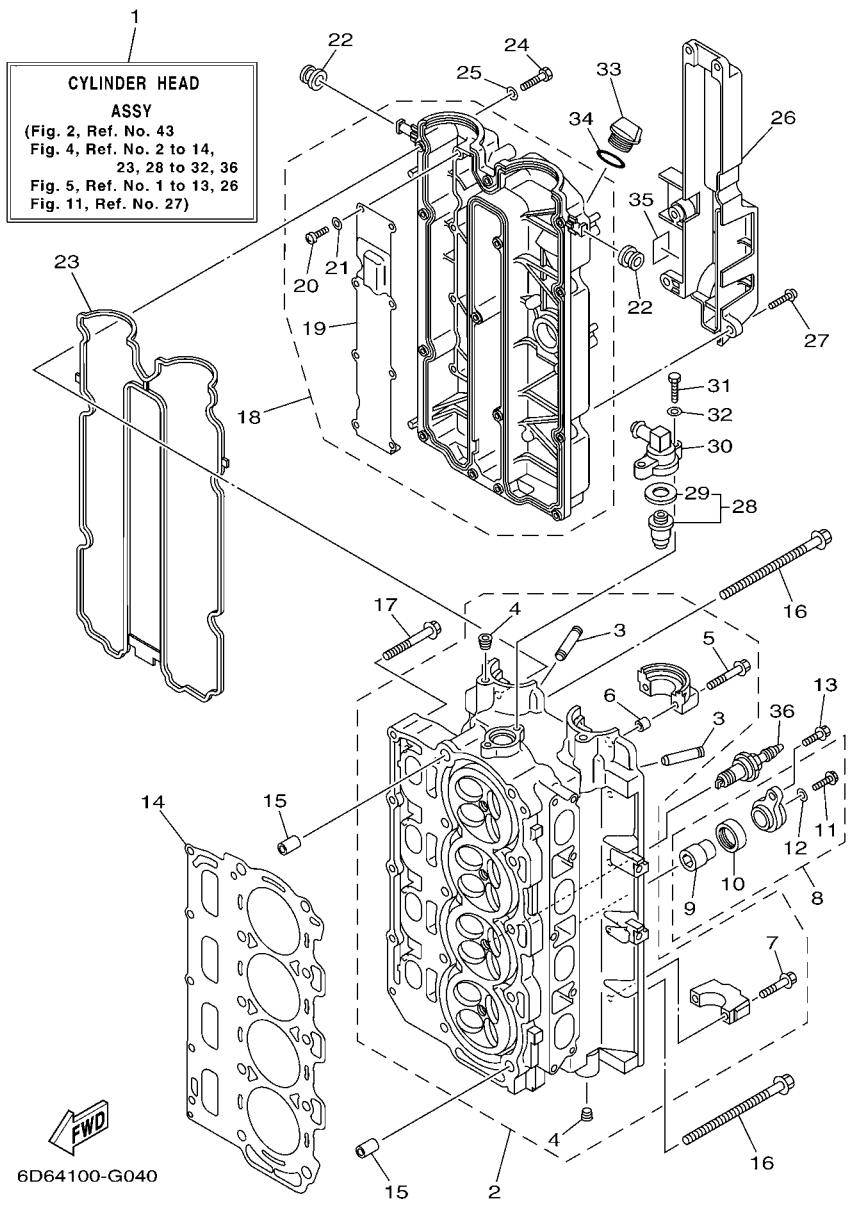
YAMAHA MOTOR CO.,LTD  
2500 Shingai Iwata Shizuoka 438-8501.Japan  
Technical Publication Dept.





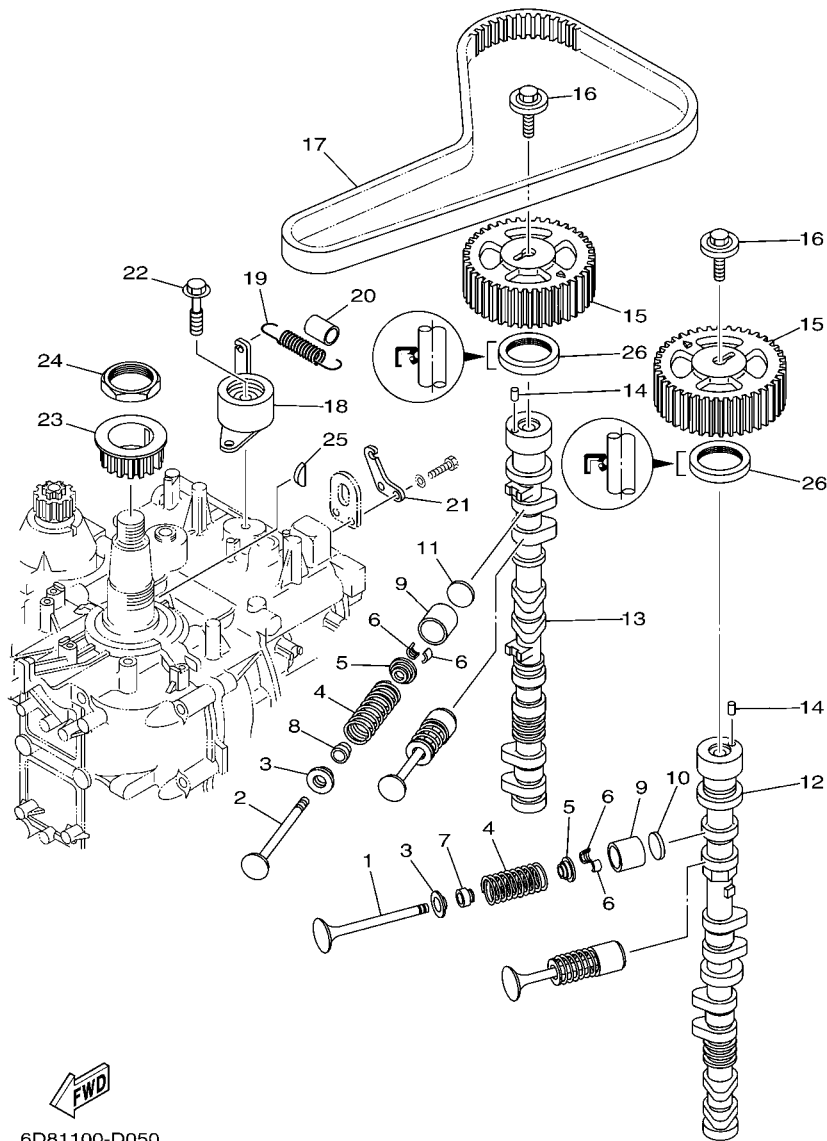
**FIG. 4 CYLINDER & CRANKCASE 2      CYLINDRE & CARTER 2**

REF. NO.	PART NO. N° PIECES	DESCRIPTION DESCRIPTION	6D75	6D95	REMARKS REMARQUES
1	6D8-W009A-02-9S	CYLINDER HEAD ASSY CULASSE (ENS.)	1		
	6D9-W009A-02-9S	CYLINDER HEAD ASSY CULASSE (ENS.)		1	
2	6D8-11110-01-9S	CYLINDER HEAD ASSY JEU DE CULASSE	1	1	
3	67F-11133-10	.GUIDE, VALVE 1 .GUIDE, SOUPAPE 1	16	16	
4	90344-51019	.PLUG, TAPER SCREW .PLOT, FILETE CONIQUE	4	4	
5	90119-07235	.BOLT/WASHER-CAM CAPS .BOULON, AVEC RONDELLE	4	4	
6	91809-08006	.PIN, DOWEL .GOUJON, D'ASSEMBLAGE	4	4	
7	K0F-A9904-20	.BOLT, WITH WASHER .BOULON, AVEC RONDELLE	16	16	
8	69J-11301-10	ANODE COVER ASSY COUVERCLE ANODE (ENS.)	2	2	
9	68V-11325-02	.ANODE .ANODE	1	1	
10	67F-11328-00	.GROMMET, ANODE .PASSE-FIL	1	1	
11	90105-06M07	.BOLT, FLANGE .BOULON	1	1	
12	90430-06M03	.GASKET .JOINT	1	1	
13	97575-08540	BOLT, WITH WASHER VIS HEXAGONAL AVC RONDELLE	2	2	
14	67F-11181-03	GASKET, CYLINDER HEAD 1 JOINT, DE CULASSE 1	1	1	
15	90387-10M08	COLLAR COLLERETTE	2	2	
16	90105-10M89	BOLT, FLANGE BOULON	10	10	
17	90119-08M91	BOLT, WITH WASHER BOULON, AVEC RONDELLE	5	5	
18	6D8-11191-00-9S	COVER, CYLINDER HEAD 1 COUVERCLE, CULASSE 1	1	1	
19	67F-11168-00	.COVER, BREATHER .COUVERCLE, RENIFLARD	1	1	
20	98507-04008	.SCREW, PAN HEAD .VIS, TETE TRONCONIQUE	8	8	
21	92907-04600	.WASHER .RONDELLE	8	8	
22	90480-12072	GROMMET PASSE-FIL	2	2	
23	6D8-11356-01	SEAL, CYLINDER 2 JOINT, SPY CYLINDRE	1	1	
24	97095-06030	BOLT BOULON	14	14	
25	92995-06600	WASHER RONDELLE	14	14	
26	67F-11192-01	COVER, CYLINDER HEAD 2 COUVERCLE, CULASSE 2	1	1	



**FIG. 4 CYLINDER & CRANKCASE 2 CYLINDRE & CARTER 2**

REF. NO.	PART NO. N° PIECES	DESCRIPTION DESCRIPTION	6D75	6D95		REMARKS REMARQUES
27	90159-06M29	SCREW, WITH WASHER VIS, AVEC RONDELLE	5	5		
28	67F-12411-01	THERMOSTAT THERMOSTAT	1			
	6D9-12411-00	THERMOSTAT THERMOSTAT		1		
29	67F-12412-00	.SEAL, THERMOSTAT JOINT, THERMOSTAT	1	1		
30	68V-12413-00-9S	COVER, THERMOSTAT COUVERCLE, THERMOSTAT	1	1		
31	97095-06025	BOLT BOULON	2	2		
32	92995-06600	WASHER RONDELLE	2	2		
33	6G8-15363-00	PLUG, OIL PLOT, HUILE	1	1		
34	93210-24M79	O-RING JOINT TORIQUE	1	1		
35	6D8-83626-00	MARK 6 MARK 6	1	1		
36	94702-00391	PLUG, SPARK (NGK LFR5A-11) BOUGIE D'ALLUMAGE(NGK LFR5A-11)	4	4		

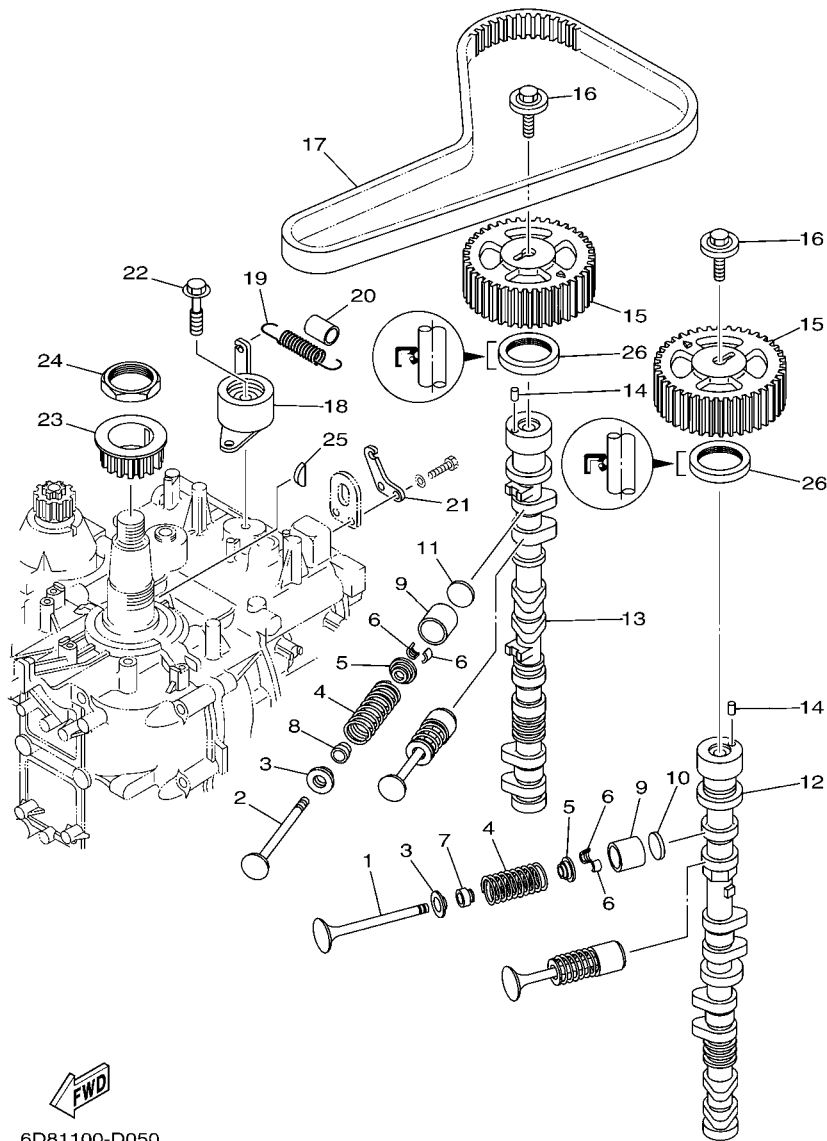


6D81100-D050

FIG. 5 VALVE

SOUPAPE

REF. NO.	PART NO. N° PIECES	DESCRIPTION DESCRIPTION	6D75	6D95	REMARKS REMARQUES
1	68V-12111-00	VALVE, INTAKE SOUPAPE, ADMISSION	8	8	
2	68V-12121-00	VALVE, EXHAUST SOUPAPE, ECHAPPEMENT	8	8	
3	67F-12116-00	SEAT, VALVE SPRING SIEGE, RESSORT DE SOUPAPE	16	16	
4	67F-12114-00	SPRING, VALVE OUTER RESSORT DE SOUPAPE, EXTERNE	16	16	
5	67F-12117-00	RETAINER, VALVE SPRING BUTEE DE RESSORT DE SOUPAPE	16	16	
6	67F-12118-00	COTTER, VALVE FRAISE, SOUPAPE	32	32	
7	K0A-A3721-00	SEAL, VALVE STEM JOINT, QUEUE DE SOUPAPE	8	8	
8	K0A-A3722-00	SEAL, VALVE STEM 2 JOINT, QUEUE DE SOUPAPE 2	8	8	
9	67F-12153-00	LIFTER, VALVE LEVE-SOUPAPE	16	16	
10	67F-12168-00	PAD, ADJUSTING (2.000) PASTILLE, DE REGLAGE (2.000)	16	16	UR
67F-12168-10	PAD, ADJUSTING (2.025) PASTILLE, DE REGLAGE (2.025)	16	16	UR	
67F-12168-20	PAD, ADJUSTING (2.050) PASTILLE, DE REGLAGE (2.050)	16	16	UR	
67F-12168-30	PAD, ADJUSTING (2.075) PASTILLE, DE REGLAGE (2.075)	16	16	UR	
67F-12168-40	PAD, ADJUSTING (2.100) PASTILLE, DE REGLAGE (2.100)	16	16	UR	
67F-12168-50	PAD, ADJUSTING (2.125) PASTILLE, DE REGLAGE (2.125)	16	16	UR	
67F-12168-60	PAD, ADJUSTING (2.150) PASTILLE, DE REGLAGE (2.150)	16	16	UR	
67F-12168-70	PAD, ADJUSTING (2.175) PASTILLE, DE REGLAGE (2.175)	16	16	UR	
67F-12168-80	PAD, ADJUSTING (2.200) PASTILLE, DE REGLAGE (2.200)	16	16	UR	
67F-12168-A0	PAD, ADJUSTING (2.225) PASTILLE, DE REGLAGE (2.225)	16	16	UR	
67F-12168-B0	PAD, ADJUSTING (2.250) PASTILLE, DE REGLAGE (2.250)	16	16	UR	
67F-12168-C0	PAD, ADJUSTING (2.275) PASTILLE, DE REGLAGE (2.275)	16	16	UR	
67F-12168-D0	PAD, ADJUSTING (2.300) PASTILLE, DE REGLAGE (2.300)	16	16	UR	
67F-12168-E0	PAD, ADJUSTING (2.325) PASTILLE, DE REGLAGE (2.325)	16	16	UR	
67F-12168-F0	PAD, ADJUSTING (2.350) PASTILLE, DE REGLAGE (2.350)	16	16	UR	
67F-12168-G0	PAD, ADJUSTING (2.375) PASTILLE, DE REGLAGE (2.375)	16	16	UR	
67F-12168-H0	PAD, ADJUSTING (2.400) PASTILLE, DE REGLAGE (2.400)	16	16	UR	
67F-12168-J0	PAD, ADJUSTING (2.425) PASTILLE, DE REGLAGE (2.425)	16	16	UR	

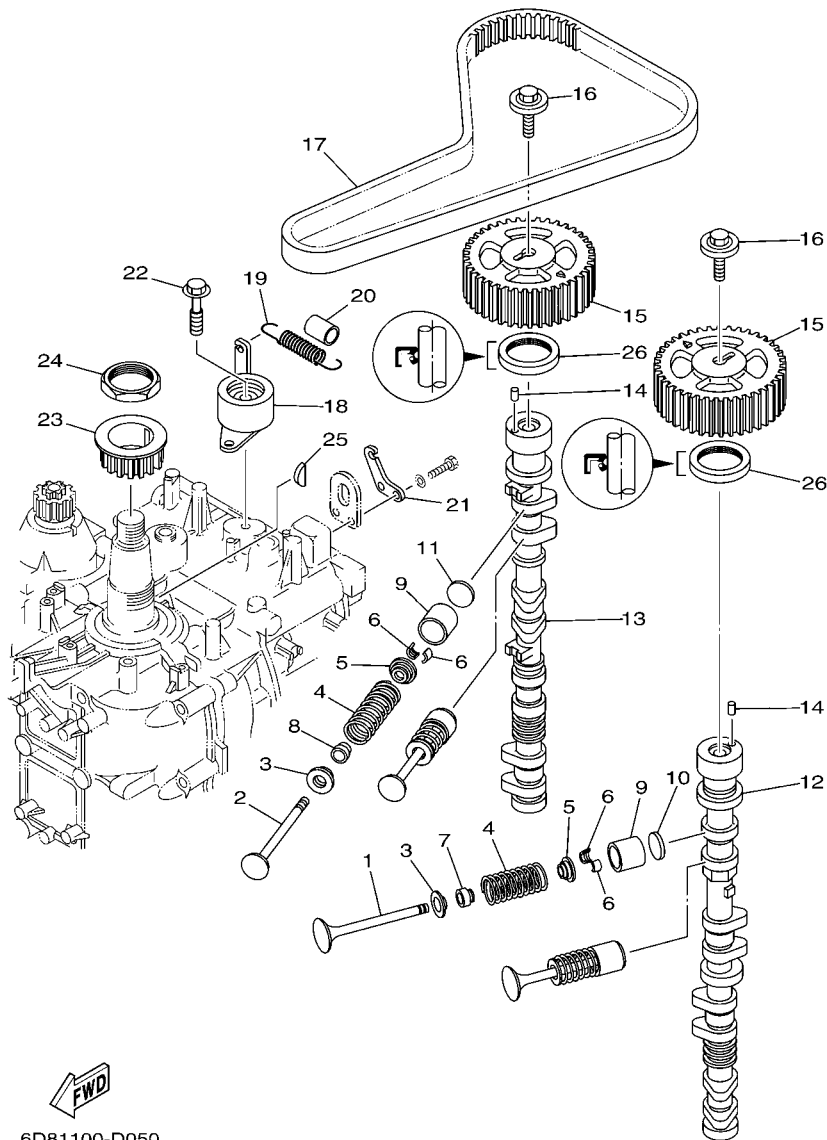


6D81100-D050

FIG. 5 VALVE

SOUPAPE

REF. NO.	PART NO. N° PIECES	DESCRIPTION DESCRIPTION	6D75	6D95	REMARKS REMARQUES
10	67F-12168-K0	PAD, ADJUSTING (2.450) PASTILLE, DE REGLAGE (2.450)	16	16	UR UR
	67F-12168-L0	PAD, ADJUSTING (2.475) PASTILLE, DE REGLAGE (2.475)	16	16	UR UR
	67F-12168-M0	PAD, ADJUSTING (2.500) PASTILLE, DE REGLAGE (2.500)	16	16	UR UR
	67F-12168-N0	PAD, ADJUSTING (2.525) PASTILLE, DE REGLAGE (2.525)	16	16	UR UR
	67F-12168-P0	PAD, ADJUSTING (2.550) PASTILLE, DE REGLAGE (2.550)	16	16	UR UR
	67F-12168-R0	PAD, ADJUSTING (2.575) PASTILLE, DE REGLAGE (2.575)	16	16	UR UR
	67F-12168-S0	PAD, ADJUSTING (2.600) PASTILLE, DE REGLAGE (2.600)	16	16	UR UR
	67F-12168-T0	PAD, ADJUSTING (2.625) PASTILLE, DE REGLAGE (2.625)	16	16	UR UR
	67F-12168-U0	PAD, ADJUSTING (2.650) PASTILLE, DE REGLAGE (2.650)	16	16	UR UR
	67F-12168-V0	PAD, ADJUSTING (2.675) PASTILLE, DE REGLAGE (2.675)	16	16	UR UR
	67F-12168-W0	PAD, ADJUSTING (2.700) PASTILLE, DE REGLAGE (2.700)	16	16	UR UR
	67F-12168-X0	PAD, ADJUSTING (2.725) PASTILLE, DE REGLAGE (2.725)	16	16	UR UR
	67F-12168-Y0	PAD, ADJUSTING (2.750) PASTILLE, DE REGLAGE (2.750)	16	16	UR UR
11	67F-12169-00	PAD, ADJUSTING (2.775) PASTILLE, DE REGLAGE (2.775)	16	16	UR UR
	67F-12169-10	PAD, ADJUSTING (2.800) PASTILLE, DE REGLAGE (2.800)	16	16	UR UR
	67F-12169-20	PAD, ADJUSTING (2.825) PASTILLE, DE REGLAGE (2.825)	16	16	UR UR
	67F-12169-30	PAD, ADJUSTING (2.850) PASTILLE, DE REGLAGE (2.850)	16	16	UR UR
	67F-12169-40	PAD, ADJUSTING (2.875) PASTILLE, DE REGLAGE (2.875)	16	16	UR UR
	67F-12169-50	PAD, ADJUSTING (2.900) PASTILLE, DE REGLAGE (2.900)	16	16	UR UR
	67F-12169-60	PAD, ADJUSTING (2.925) PASTILLE, DE REGLAGE (2.925)	16	16	UR UR
	67F-12169-70	PAD, ADJUSTING (2.950) PASTILLE, DE REGLAGE (2.950)	16	16	UR UR
	67F-12169-80	PAD, ADJUSTING (2.975) PASTILLE, DE REGLAGE (2.975)	16	16	UR UR
	67F-12169-A0	PAD, ADJUSTING (3.000) PASTILLE, DE REGLAGE (3.000)	16	16	UR UR
	67F-12169-B0	PAD, ADJUSTING (3.025) PASTILLE, DE REGLAGE (3.025)	16	16	UR UR
	67F-12169-C0	PAD, ADJUSTING (3.050) PASTILLE, DE REGLAGE (3.050)	16	16	UR UR
	67F-12169-D0	PAD, ADJUSTING (3.075) PASTILLE, DE REGLAGE (3.075)	16	16	UR UR
	67F-12169-E0	PAD, ADJUSTING (3.100) PASTILLE, DE REGLAGE (3.100)	16	16	UR UR



6D81100-D050

FIG. 5 VALVE

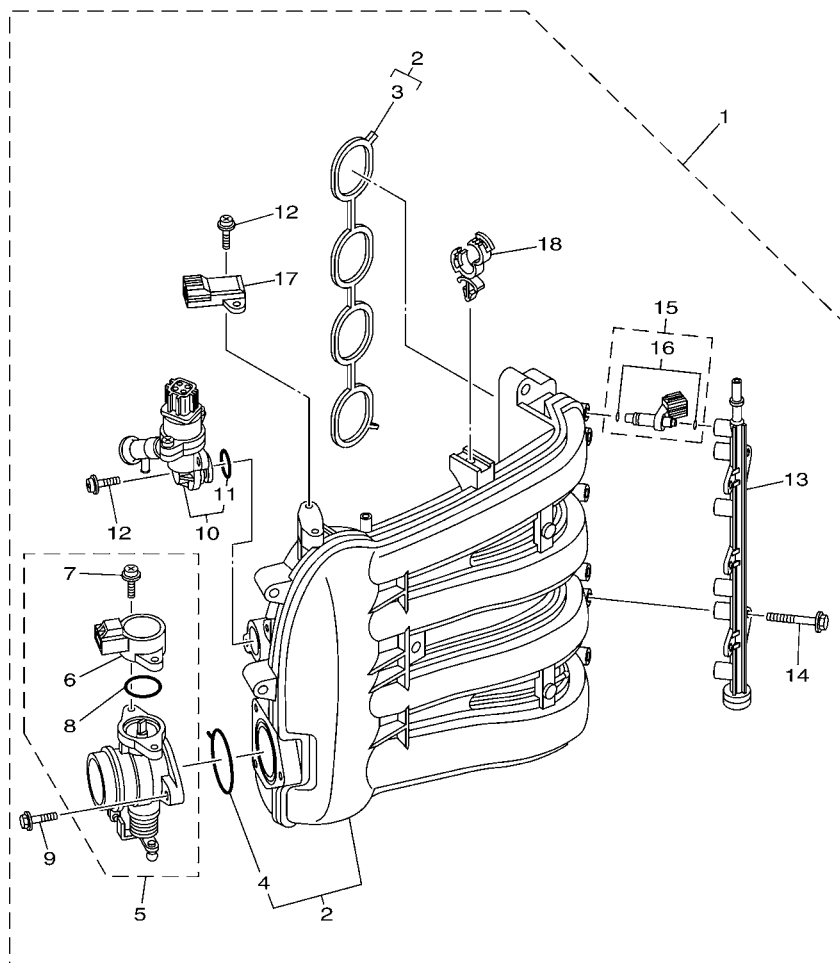
SOUPAPE

REF. NO.	PART NO. N° PIECES	DESCRIPTION DESCRIPTION	6D75	6D95	REMARKS REMARQUES
11	67F-12169-F0	PAD, ADJUSTING (3.125) PASTILLE, DE REGLAGE (3.125)	16	16	UR
	67F-12169-G0	PAD, ADJUSTING (3.150) PASTILLE, DE REGLAGE (3.150)	16	16	UR
	67F-12169-H0	PAD, ADJUSTING (3.175) PASTILLE, DE REGLAGE (3.175)	16	16	UR
	67F-12169-J0	PAD, ADJUSTING (3.200) PASTILLE, DE REGLAGE (3.200)	16	16	UR
	67F-12169-K0	PAD, ADJUSTING (3.225) PASTILLE, DE REGLAGE (3.225)	16	16	UR
	67F-12169-L0	PAD, ADJUSTING (3.250) PASTILLE, DE REGLAGE (3.250)	16	16	UR
	67F-12169-M0	PAD, ADJUSTING (3.275) PASTILLE, DE REGLAGE (3.275)	16	16	UR
	67F-12169-N0	PAD, ADJUSTING (3.300) PASTILLE, DE REGLAGE (3.300)	16	16	UR
12	6D8-12171-00	CAMSHAFT 1 ARBRE A CAMES 1	1		
	6D9-12171-00	CAMSHAFT 1 ARBRE A CAMES 1		1	
13	67F-12181-00	CAMSHAFT 2 ARBRE A CAMES 2	1	1	
14	93605-10108	PIN, DOWEL AXE	2	2	
15	67F-11537-00	GEAR, DRIVEN PIGNON SECONDAIRE	2	2	
16	68V-12157-00	BOLT BOULON	2	2	
17	67F-46241-00	BELT COURROIE TRAPEZOIDALE	1	1	
18	67F-11590-00	TENSIONER ASSY TENDEUR (ENS.)	1	1	
19	90506-16M39	SPRING, TENSION RESSORT, TENSION	1	1	
20	90445-15M03	HOSE (L23) DURITE (L23)	1	1	
21	67F-11595-00	PLATE, VALVE PLAQUE DE SOUPAPE	1	1	
22	90119-10M72	BOLT, WITH WASHER BOULON, AVEC RONDELLE	1	1	
23	6D8-11536-00	GEAR, DRIVE ENGRENAGE, MENANT	1	1	
24	90170-40008	NUT ECROU	1	1	
25	90280-04008	KEY, WOODRUFF CLAVETTE, DEMI-LUNE	1	1	
26	93102-38008	OIL SEAL JOINT SPY	2	2	



FIG. 6 INTAKE 1

ADMISSION 1

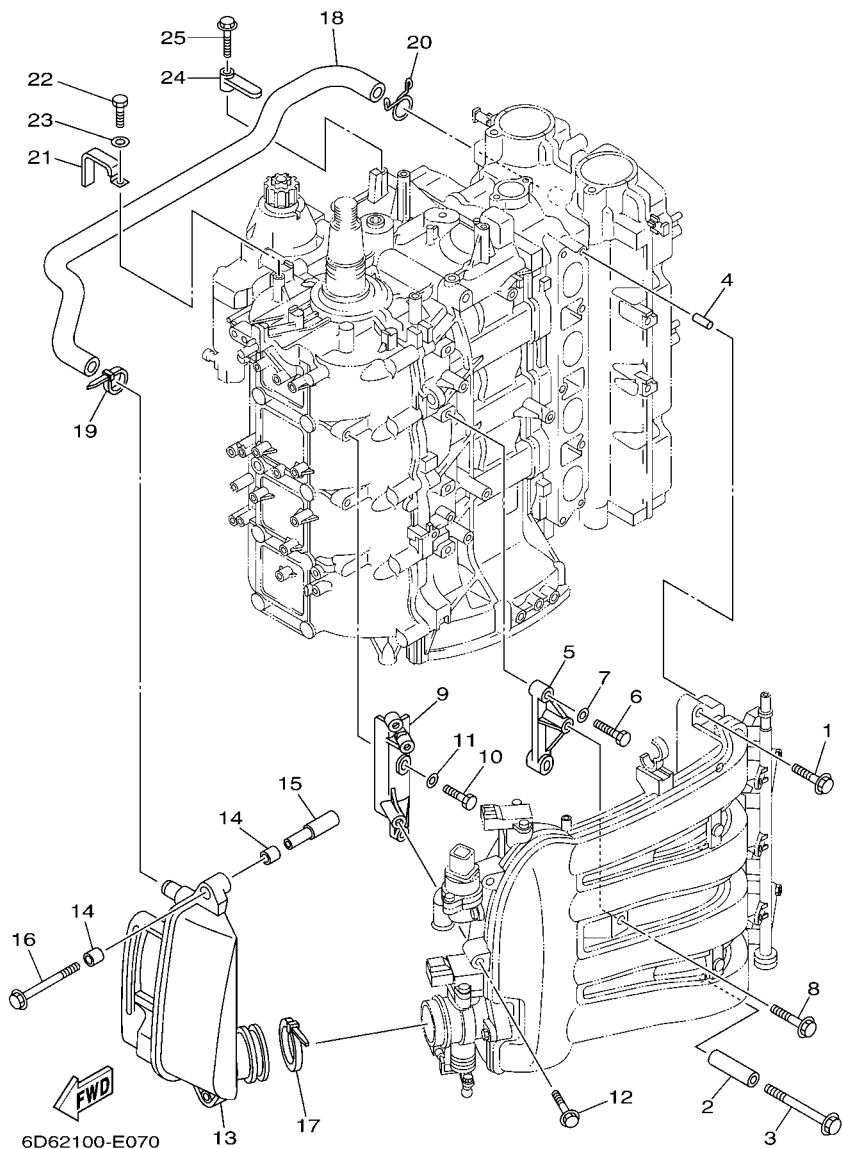


**FWD**  
6D81100-D060

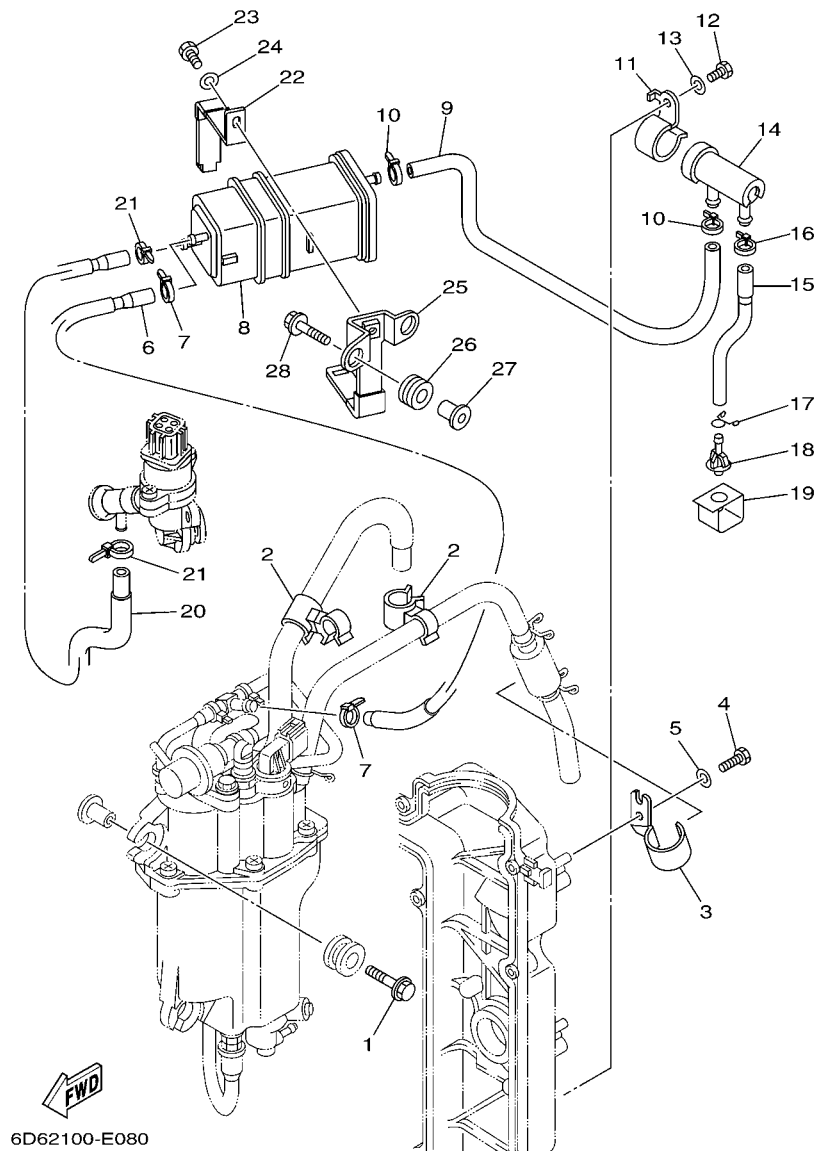
REF. NO.	PART NO. N° PIECES	DESCRIPTION DESCRIPTION	6D75	6D95	REMARKS REMARQUES
1	6D8-14200-00	INTAKE ASSY ADMISSION (ENS.)	1	1	
2	6D8-13641-00	..MANIFOLD 1 ..TUBULURE 1	1	1	
3	6D8-13645-00	..GASKET, MANIFOLD 1 ..JOINT, TUBULURE 1	1	1	
4	6D8-13557-00	..GASKET ..JOINT	1	1	
5	6D8-13750-00	..THROTTLE BODY ASSY ..CARTER D'ACCELERATEUR COMPLET	1	1	
6	6C5-85885-00	..THROTTLE SENSOR ASSY ..SENSITOMETRE (ENS.)	1	1	
7	6C5-81145-00	..SCREW 1 ..VIS 1	2	2	
8	6C5-8182L-00	..O-RING 1 ..JOINT TORIQUE 1	1	1	
9	6C5-14496-00	..BOLT ..BOULON	3	3	
10	6D8-13105-01	..CONTROL VALVE ASSY ..SOUPAPE DE CONTROLE COMPLET	1	1	
11	6C5-1319C-00	..O-RING ..JOINT TORIQUE	1	1	
12	6C5-81146-00	..SCREW 2 ..VIS 2	4	4	
13	6D8-13161-00	..PIPE, DELIVERY 1 ..DURITE REFOULEMENT 1	1	1	
14	6C5-14446-00	..BOLT ..BOULON	2	2	
15	6D8-13761-00	..INJECTOR ..INJECTEUR	4	4	
16	6C5-1410B-00	..PACKING KIT ..POCHETTE DE JOINTS	1	1	
17	68F-83688-00	..SENSOR ASSY ..SONDE (ENS.)	1	1	
18	90464-18246	..CLAMP ..BRIDE	1	1	

FIG. 7 INTAKE 2

ADMISSION 2



REF. NO.	PART NO. N° PIECES	DESCRIPTION DESCRIPTION			REMARKS REMARQUES
			6D75	6D95	
1	90119-08069	BOLT, WITH WASHER BOULON, AVEC RONDELLE	4	4	
2	90387-08033	COLLAR COLLERETTE	1	1	
3	90119-08M03	BOLT, WITH WASHER BOULON, AVEC RONDELLE	1	1	
4	91690-50014	PIN, SPRING AGRAFFE	2	2	
5	6D8-14291-00-94	BRACKET 1 SUPPORT 1	1	1	
6	97095-06030	BOLT BOULON	2	2	
7	92995-06600	WASHER RONDELLE	2	2	
8	90119-06087	BOLT, WITH WASHER BOULON, AVEC RONDELLE	1	1	
9	6D8-14292-00-94	BRACKET 2 SUPPORT 2	1	1	
10	97095-06020	BOLT BOULON	2	2	
11	92995-06600	WASHER RONDELLE	2	2	
12	90119-06087	BOLT, WITH WASHER BOULON, AVEC RONDELLE	2	2	
13	6D6-14440-00 6D9-14440-01	SILENCER ASSY, INTAKE SIENCIEUX D'ADMISSION SILENCER ASSY, INTAKE SIENCIEUX D'ADMISSION	1	1	
14	90386-08001	BUSH DOUILLE	4	4	
15	90387-07013	COLLAR COLLERETTE	2	2	
16	90119-06113	BOLT, WITH WASHER BOULON, AVEC RONDELLE	2	2	
17	90464-76001	CLAMP BRIDE	1	1	
18	6D8-15373-00	PIPE, BREATHER DURITE DE RENIFLARD	1	1	
19	90465-11M59	CLAMP BRIDE	1	1	
20	90467-20M15	CLIP JONC	1	1	
21	90465-12M03	CLAMP BRIDE	1	1	
22	97095-06012	BOLT BOULON	1	1	
23	92995-06600	WASHER RONDELLE	1	1	
24	6D8-82544-00	CLAMP COLLIER	1	1	
25	95895-06025	BOLT, FLANGE BOULON	1	1	

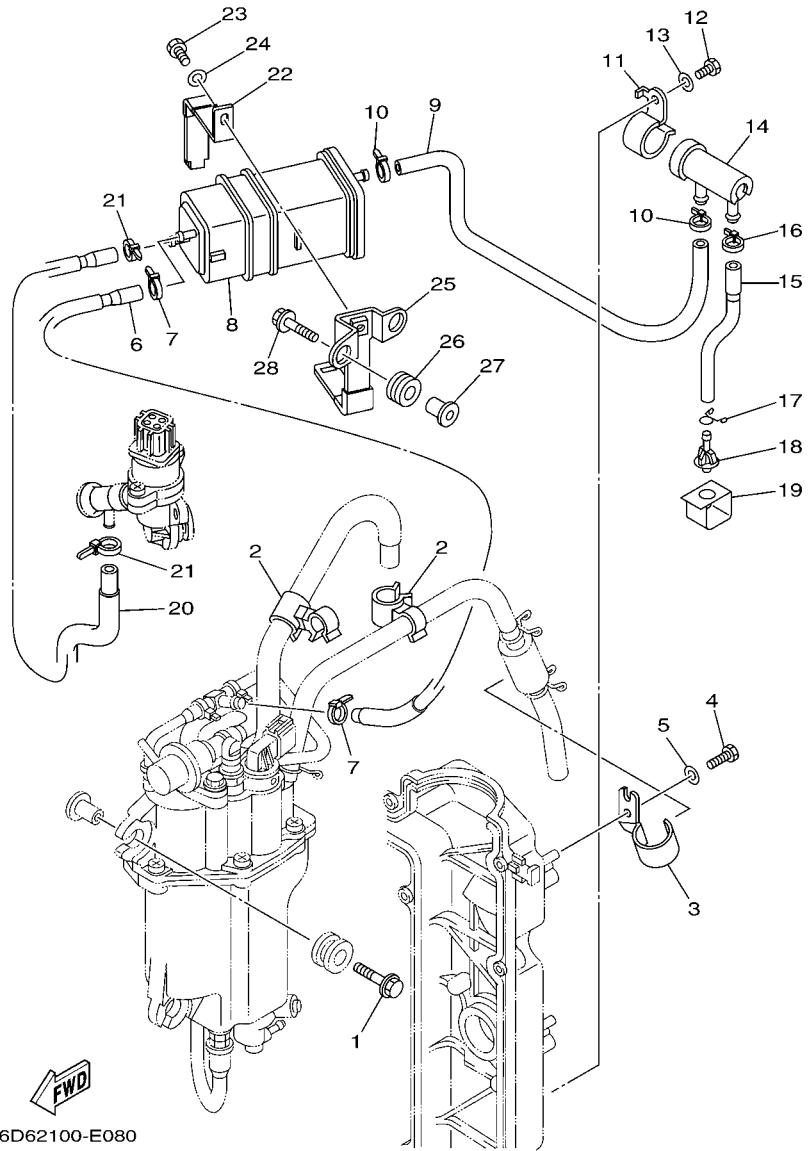


6D62100-E080

FIG. 8 INTAKE 3

ADMISSION 3

REF. NO.	PART NO. N° PIECES	DESCRIPTION DESCRIPTION			REMARKS REMARQUES
			6D75	6D95	
1	90119-06M08	BOLT, WITH WASHER BOULON, AVEC RONDELLE	3	3	
2	90464-15007	CLAMP BRIDE	2	2	
3	6D8-13428-00	BRACKET, STRAINER 1 SUPPORT, FILTRE 1	1	1	
4	97095-06012	BOLT BOULON	1	1	
5	92995-06600	WASHER RONDELLE	1	1	
6	6D8-24314-01	PIPE 4 DURITE 4	1	1	
7	90465-11M10	CLAMP BRIDE	2	2	
8	69J-24170-00	CANISTER ASSY BANDE, RASERVOIR A ESSENCE	1	1	
9	6D8-24315-00	PIPE 5 DURITE 5	1	1	
10	90465-11M10	CLAMP BRIDE	2	2	
11	6D8-2417H-00	CLAMP 1 COLLIER 1	1	1	
12	97095-06010	BOLT BOULON	1	1	
13	92995-06600	WASHER RONDELLE	1	1	
14	69J-24502-00	FILTER, FUEL FILTRE	1	1	
15	6D8-24316-00	PIPE 6 DURITE 6	1	1	
16	90465-11M10	CLAMP BRIDE	1	1	
17	90467-09M03	CLIP JONC	1	1	
18	69J-44391-00	NIPPLE, HOSE RACCORD D'ESSENCE	1	1	
19	6D8-2413X-00	PLATE PLAQUE	1	1	
20	6D8-24317-01	PIPE 7 DURITE 7	1	1	
21	90465-11M10	CLAMP BRIDE	2	2	
22	69J-2419A-00	HOLDER SUPPORT	1	1	
23	97095-06016	BOLT BOULON	1	1	
24	92995-06600	WASHER RONDELLE	1	1	
25	6D8-2134X-00	BRACKET, CANISTER SUPPORT	1	1	
26	90480-10M23	GROMMÉT PASSE-FIL	2	2	
27	90387-06M60	COLLAR COLLERETTE	2	2	

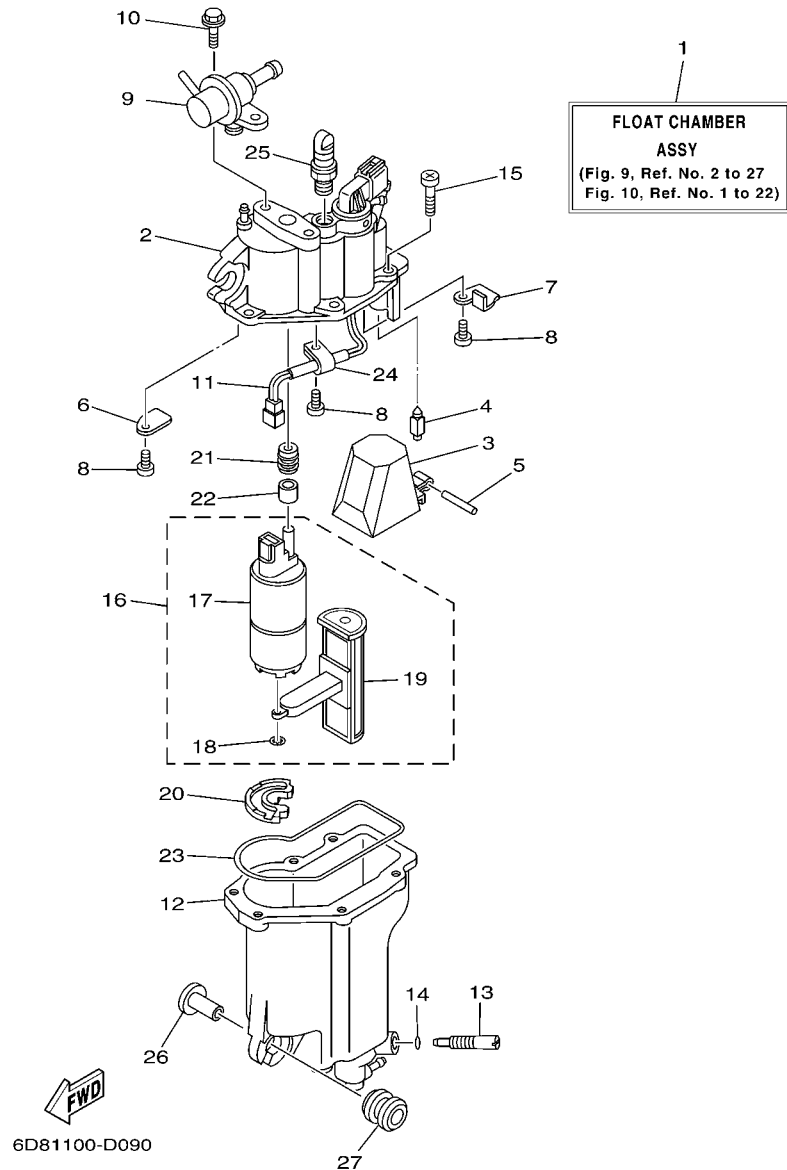


6D62100-E080

FIG. 8 INTAKE 3

ADMISSION 3

REF. NO.	PART NO. N° PIECES	DESCRIPTION DESCRIPTION	6D75	6D95		REMARKS REMARQUES
28	90119-06M59	BOLT, WITH WASHER BOULON, AVEC RONDELLE	2	2		

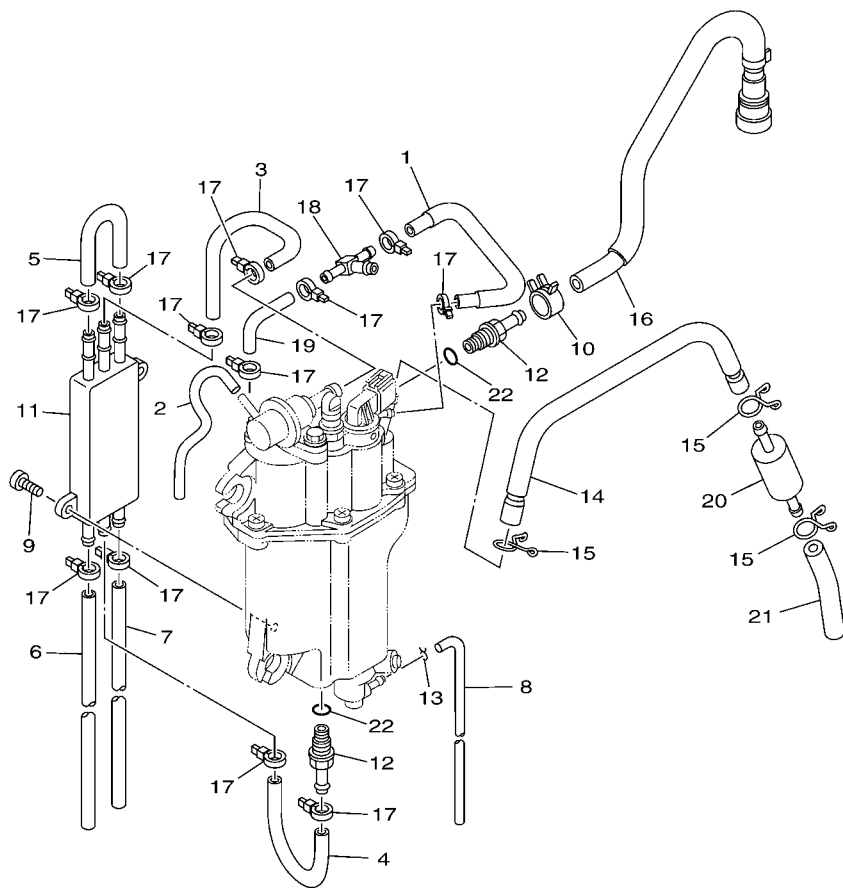


**FIG. 9 FUEL INJECTION PUMP 1 POMPE A INJECTEUR 1**

REF. NO.	PART NO. N° PIECES	DESCRIPTION DESCRIPTION	6D75	6D95		REMARKS REMARQUES
1	6D8-14180-20	FLOAT CHAMBER ASSY CUVE DE FLOTTEUR	1	1		
2	6D8-14182-00	COVER, FLOAT CHAMBER COUVERCLE, CUVE DE FLOTTEUR	1	1		
3	6C5-14985-00	FLOAT FLOTTEUR	1	1		
4	6C5-14546-00	VALVE, NEEDLE POINTEAU	1	1		
5	6C5-14386-00	PIN, FLOAT AXE, FLOTTEUR	1	1		
6	6C5-2441R-00	PLATE, BAFFLE 1 SEPARATEUR 1	1	1		
7	6C5-2441T-00	PLATE, BAFFLE 2 SEPARATEUR 2	1	1		
8	6C5-24453-00	SCREW VIS	3	3		
9	6C5-13906-01	REGULATOR, PRESSURE REGULATEUR DE PRESSION	1	1		
10	6C5-24592-00	BOLT BOLTE	2	2		
11	6C5-87226-00	WIRE HARNESS ASSY ENS. FAISCEAU ELECTRIQUE	1	1		
12	6D8-14960-00	BODY ASSY CARTER (ENS.)	1	1		
13	6C5-14191-00	PLUG, DRAIN PLOT, VIDANGE	1	1		
14	6C5-14397-00	O-RING JOINT TORIQUE	1	1		
15	6C5-14567-00	SCREW VIS	6	6		
16	6C5-13910-00	FUEL PUMP ASSY POMPE A ESSENCE COMPLET	1	1		
17	6C5-13907-00	.FUEL PUMP COMP. .POMPE A CARBURANT COMP.	1	1		
18	6C5-14127-00	.CLIP .JONC	1	1		
19	6C5-13915-00	.FILTER .FILTRE	1	1		
20	6C5-13593-00	DAMPER AMORTISSEUR	1	1		
21	6C5-13781-00	DAMPÉR, PUMP AMORTISSEUR, POMPE	1	1		
22	6C5-13716-00	COLLAR COLLERETTE	1	1		
23	6C5-14984-00	GASKET, FLOAT CHAMBER JOINT, CUVE DE FLOTTEUR	1	1		
24	6C5-21337-00	CLAMP, CABLE COLLIER, CABLE	1	1		
25	6C5-14225-00	CAP COUVERCLE	1	1		
26	90387-06M69	COLLAR COLLERETTE	3	3		
27	90480-09M12	GROMMET PASSE-FIL	3	3		

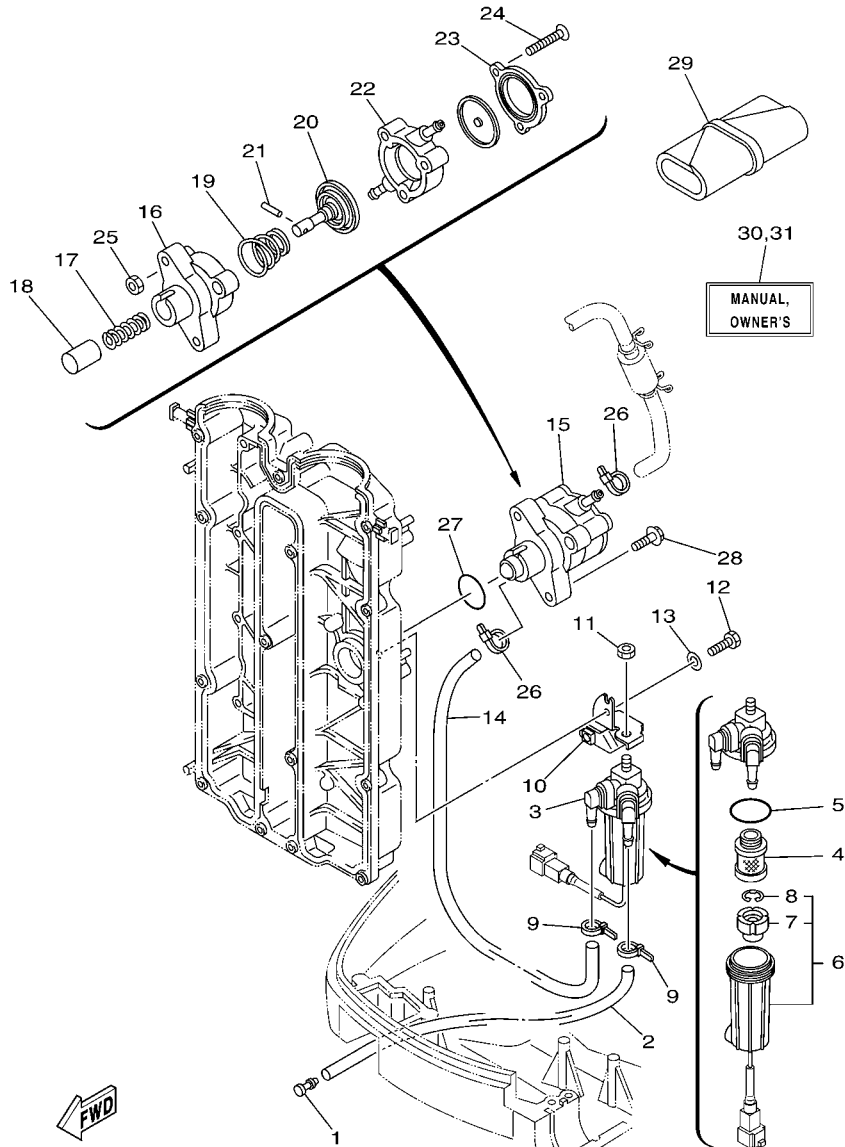
FIG. 10 FUEL INJECTION PUMP 2

POMPE A INJECTEUR 2



6D82100-E100

REF. NO.	PART NO. N° PIECES	DESCRIPTION DESCRIPTION	6D75	6D95		REMARKS REMARQUES
1	6D8-13546-01	HOSE 2 DURITE 2	1	1		
2	6D8-13542-01	HOSE, VACUUM SENSING 1 DURITE 1	1	1		
3	6C5-24321-00	PIPE 10 DURITE 10	1	1		
4	6C5-24322-00	PIPE 11 DURITE 11	1	1		
5	6C5-24323-00	PIPE 12 DURITE 12	1	1		
6	6D8-24324-01	PIPE 13 DURITE 13	1	1		
7	6D8-24325-10	PIPE 14 DURITE 14	1	1		
8	6C5-14149-00	PIPE (L200) DURITE (L200)	1	1		
9	6C5-24444-00	SCREW VIS	2	2		
10	6C5-13577-00	CLIP AGRAFE	1	1		
11	6C5-21841-00	COOLER RADIATEUR	1	1		
12	6C5-14251-00	NIPPLE RACCORD	2	2		
13	6C5-2411M-00	CLIP JONC	1	1		
14	6D8-14148-00	PIPE DURITE	1	1		
15	6C5-24387-00	CLIP SANDOW	3	3		
16	6D8-13974-00	PIPE, FUEL 4 TUBE 4, CARBURANT	1	1		
17	90465-11M10	CLAMP BRIDE	12	12		
18	6C5-24379-00	PIPE, JOINT 4 DURITE RACCORDEMENT 4	1	1		
19	6C5-13545-00	HOSE 1 DURITE 1	1	1		
20	6C5-24251-00	STRAINER 1 FILTRE 1	1	1		
21	6D8-2451B-00	HOSE, FUEL INLET DURITE	1	1		
22	6C5-13739-00	O-RING JOINT TORIQUE	2	2		

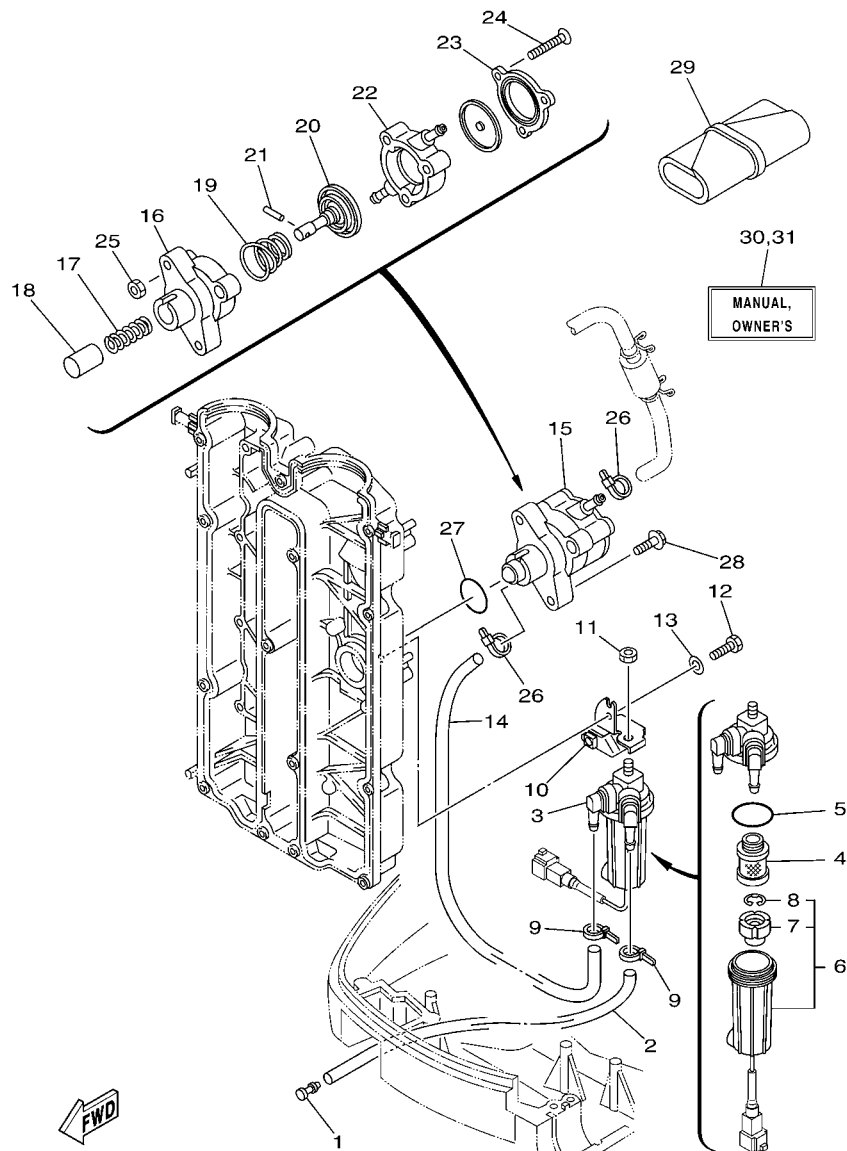


6D74300-G110

FIG. 11 FUEL 1

CARBURANT 1

REF. NO.	PART NO. N° PIECES	DESCRIPTION DESCRIPTION	6D75	6D95	REMARKS REMARQUES
1	689-85547-00	DAMPER AMORTISSEUR	1	1	
2	90445-13M37	HOSE (L2300) DURITE (L2300)	1	1	
3	6D8-24560-00	FILTER ASSY ENS FILTRE	1	1	
4	6D8-24563-00	.ELEMENT, FILTER .ELEMENT, FILTRE	1	1	
5	6D8-24564-00	.GASKET .JOINT	1	1	
6	6D8-24562-00	.CUP, FILTER .CUVETTE, FILTRE	1	1	
7	6D8-24469-00	..FLOAT, WATER LEVEL ..FLOTTEUR	1	1	
8	6D8-24519-00	..CLIP ..JONC	1	1	
9	90465-11M10	CLAMP BRIDE	2	2	
10	6D8-24566-00	BRACKET, FILTER SUPPORT, FILTRE	1	1	
11	95380-08600	NUT ECROU	1	1	
12	97095-06016	BOLT BOULON	1	1	
13	92995-06600	WASHER RONDELLE	1	1	
14	6D8-24311-00	PIPE, FUEL 1 DURITE A ESSENCE	1	1	
15	6D8-24410-00	FUEL PUMP ASSY POMPE A ESSENCE	1	1	
16	68V-24412-00	.BODY 1 .CORPS 1	1	1	
17	68V-24454-00	.SPRING .RESSORT	1	1	
18	63P-13131-00	.PLUNGER .PLONGEUR	1	1	
19	68V-24423-00	.SPRING, DIAPHRAGM .RESSORT, DIAPHRAGME	1	1	
20	68V-24411-00	.DIAPHRAGM .DIAPHRAGME	1	1	
21	68V-24374-00	.PIN .GOUPILLE	1	1	
22	68V-24413-00	.BODY 2 .CORPS 2	1	1	
23	6D8-24414-00	.BODY 3 .CORPS 3	1	1	
24	68V-24444-00	.SCREW .VIS	3	3	
25	68V-24149-00	.NUT .ECROU	3	3	
26	90465-11M10	CLAMP BRIDE	2	2	
27	93210-30682	O-RING JOINT TORIQUE	1	1	



6D74300-G110

FIG. 11 FUEL 1

CARBURANT 1

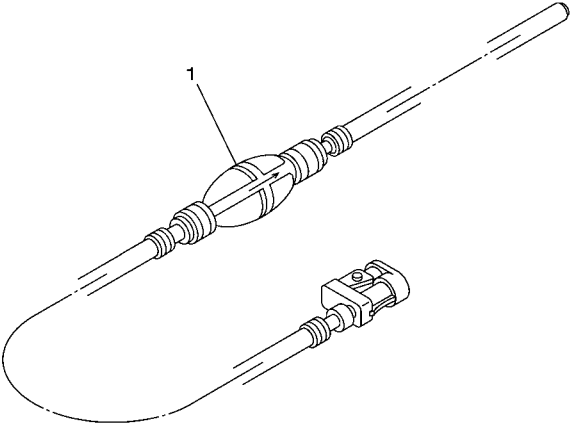
REF. NO.	PART NO. N° PIECES	DESCRIPTION DESCRIPTION	6D75	6D95	REMARKS REMARQUES
28	90119-06M83	BOLT, WITH WASHER BOULON, AVEC RONDELLE	2	2	
29	67F-28100-01	TOOL KIT TROUSSE A OUTILS	1	1	
30	6D7-28199-74-E0	MANUAL, OWNER'S MANUEL D'UTILISATION	1	1	UR (E) UR (E)
	6D7-28199-74-F0	MANUAL, OWNER'S MANUEL D'UTILISATION	1	1	UR (F) UR (F)
---	6D7-28199-74-S0	MANUAL, OWNER'S MANUEL D'UTILISATION	1	1	UR (ES) UR (ES)
	6D7-28199-74-G0	MANUAL, OWNER'S MANUEL D'UTILISATION	1	1	UR (D) UR (D)
---	6D7-28199-74-D0	MANUAL, OWNER'S MANUEL D'UTILISATION	1	1	UR (NL) UR (NL)
	6D7-28199-74-H0	MANUAL, OWNER'S MANUEL D'UTILISATION	1	1	UR (I) UR (I)
31	6D7-28199-84-K0	MANUAL, OWNER'S MANUEL D'UTILISATION	1	1	UR (DK) UR (DK)
	6D7-28199-84-R0	MANUAL, OWNER'S MANUEL D'UTILISATION	1	1	UR (GR) UR (GR)
---	6D7-28199-84-P0	MANUAL, OWNER'S MANUEL D'UTILISATION	1	1	UR (P) UR (P)
	6D7-28199-84-N0	MANUAL, OWNER'S MANUEL D'UTILISATION	1	1	UR (N) UR (N)
---	6D7-28199-84-M0	MANUAL, OWNER'S MANUEL D'UTILISATION	1	1	UR (S) UR (S)
	6D7-28199-84-L0	MANUAL, OWNER'S MANUEL D'UTILISATION	1	1	UR (SF) UR (SF)
---					
---					
---					
---					



FIG. 12 FUEL 2

CARBURANT 2

REF. NO.	PART NO. N° PIECES	DESCRIPTION DESCRIPTION	6D75	6D95		REMARKS REMARQUES
1	6YK-24306-44	FUEL PIPE COMP. 1 DURITE A ESSENCE 1		1		AP AP
-----						
-----						
-----						
-----						
-----						
-----						
-----						
-----						
-----						



  
67F3300-C110

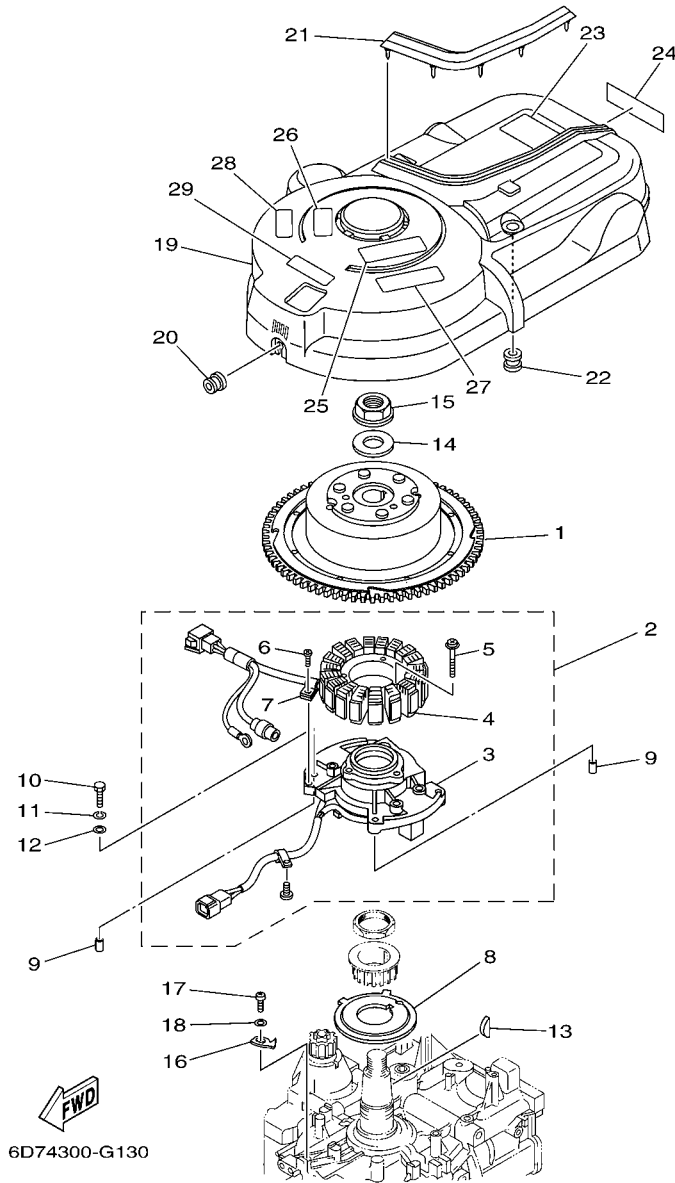


FIG. 13 GENERATOR

GENERATRICE

REF. NO.	PART NO. N° PIECES	DESCRIPTION DESCRIPTION	6D75	6D95	REMARKS REMARQUES
1	6D8-81450-00	ROTOR ASSY ROTOR COMPLET	1	1	
2	6D8-81460-00	BASE ASSY ENS. FLASQUE	1	1	
3	6D8-85580-00	.COIL, PULSER .BOBINE, PULSEUR	1	1	
4	6D8-81410-00	.STATOR ASSY .STATOR COMPLET	1	1	
5	63D-81345-20	.SCREW, WITH WASHER (M6X30) .VIS, AVEC RONDELLE (M6X30)	3	3	
6	97607-04110	.SCREW, WITH WASHER .VIS HEXAGONAL	1	1	
7	445-81328-20	.CLAMP .COLLIER	1	1	
8	68V-81673-00	ROTOR ROTOR	1	1	
9	99530-08012	PIN, DOWEL GOUJON, D'ASSEMBLAGE	2	2	
10	97095-06030	BOLT BOULON	4	4	
11	92995-06100	WASHER, SPRING RONDELLE, GROWER	4	4	
12	92995-06600	WASHER RONDELLE	4	4	
13	90280-05015	KEY, WOODRUFF CLAVETTE, DEMI-LUNE	1	1	
14	90201-24014	WASHER, PLATE RONDELLE, PLATE	1	1	
15	90179-24002	NUT ECROU	1	1	
16	6D8-81332-00	PLATE, TIMING PLATEAU, ALLUMAGE	1	1	
17	97885-06010	SCREW, PAN HEAD VIS, A ENCOCHE	1	1	
18	92995-06600	WASHER RONDELLE	1	1	
19	6D8-81337-00	COVER, FLYWHEEL COUVERCLE, VOLANT	1	1	
20	90480-12072	GROMMET PASSE-FIL	1	1	
21	6D8-85547-00	DAMPER AMORTISSEUR	1	1	
22	663-82317-01	DAMPER, IGNITION COIL AMORTISSEUR, BOBINE D'ALLUM	2	2	
23	67F-12138-60	MARK, CAUTION MAKER	1	1	
24	68V-13437-61	MARK, CAUTION MAKER	1	1	
25	6AH-81995-40	LABEL, WARNING ETIQUETTE, AVERTISSEMENT	1	1	
26	6AH-81995-50	LABEL, WARNING ETIQUETTE, AVERTISSEMENT	1	1	
27	6AH-81994-40	LABEL, SAFETY ETIQUETTE, SECURITE	1	1	

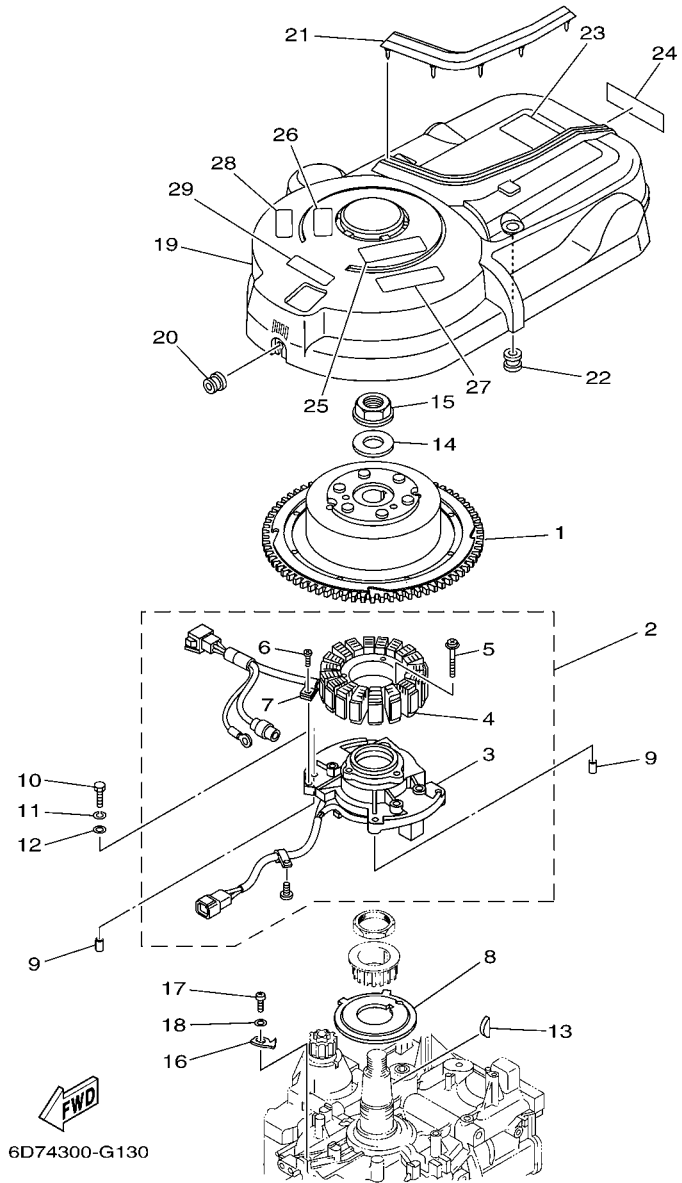


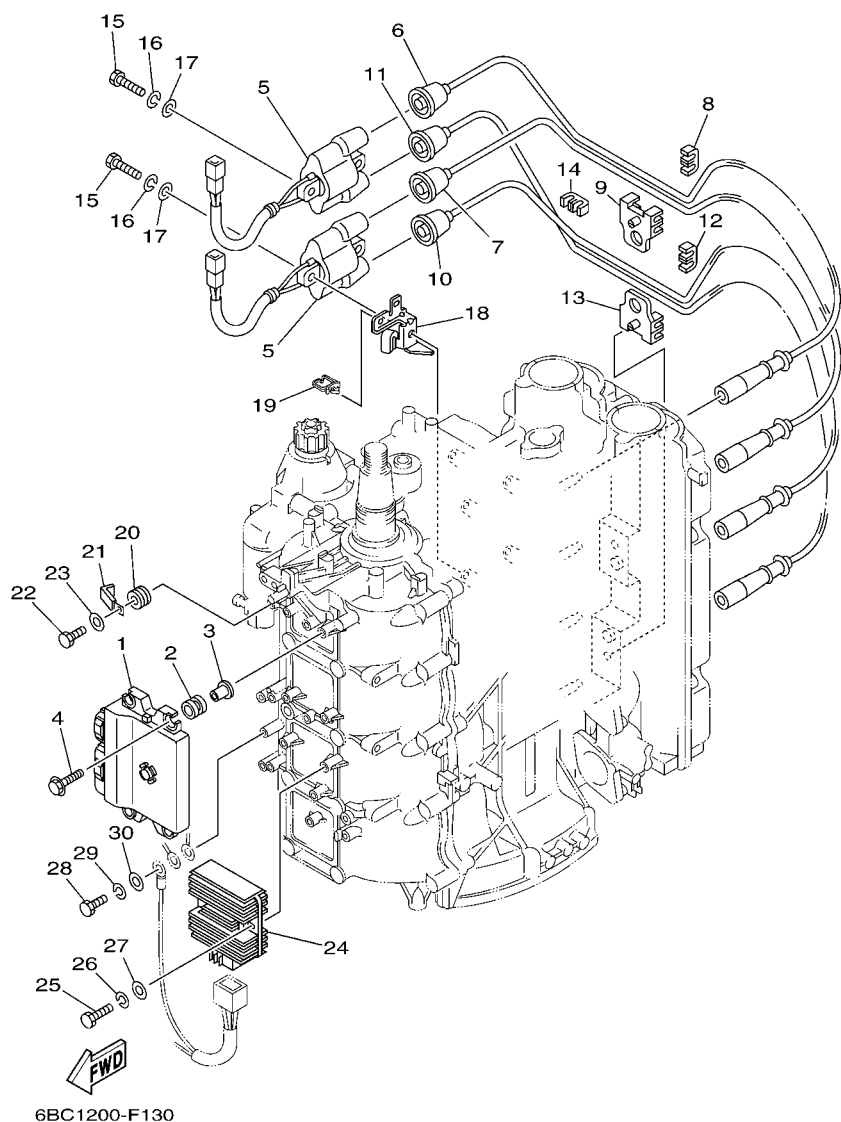
FIG. 13 GENERATOR

GENERATRICE

REF. NO.	PART NO. N° PIECES	DESCRIPTION DESCRIPTION	6D75	6D95			REMARKS REMARQUES
28	6AH-81994-50	LABEL, SAFETY ETIQUETTE, SECURITE	1	1			
29	6AG-81996-00	MARK MARQUE	1	1			
<hr/>							
<hr/>							
<hr/>							
<hr/>							
<hr/>							
<hr/>							
<hr/>							
<hr/>							
<hr/>							
<hr/>							

FIG. 14 ELECTRICAL 1

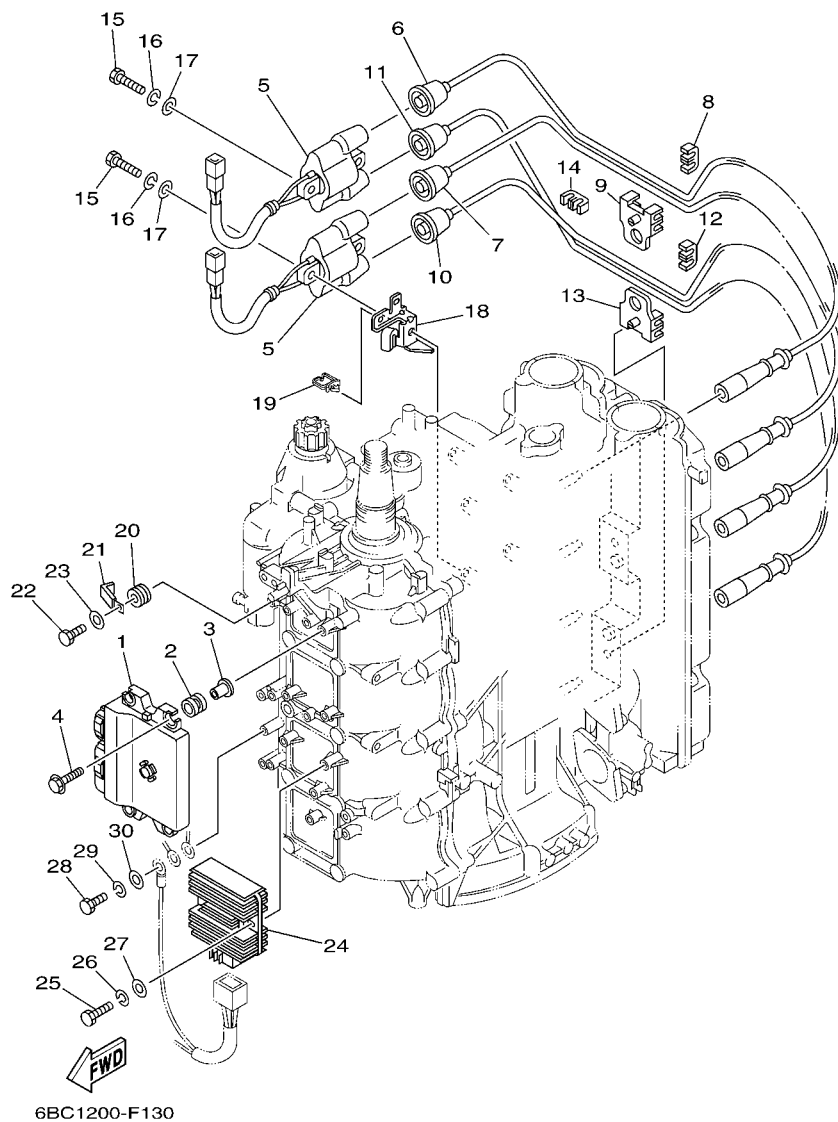
PARTIE ELECTRIQUE 1



REF. NO.	PART NO. N° PIECES	DESCRIPTION DESCRIPTION	6D75	6D95			REMARKS REMARQUES
1	6D7-8591A-11	ENGINE CONTROL UNIT ASSY BLOC DE CONTROL	1				
	6D9-8591A-11	ENGINE CONTROL UNIT ASSY BLOC DE CONTROL		1			
2	68V-82317-00	DAMPER, IGNITION COIL AMORTISSEUR, BOBINE D'ALLUM	4	4			
3	90387-06119	COLLAR COLLERETTE	4	4			
4	90119-06M59	BOLT, WITH WASHER BOULON, AVEC RONDELLE	4	4			
5	63P-82310-01	IGNITION COIL ASSY BOBINE D'ALLUMAGE	2	2			
6	67F-82341-00	CORD, HIGH TENSION 1 CORDON, HAUTE-TENSION 1	1	1			#1 #1
7	67F-82342-00	CORD, HIGH TENSION 2 CORDON, HAUTE-TENSION 2	1	1			#2 #2
8	67F-82361-00	CLAMP, CORD COLLIER, CORDON	1	1			
9	67F-82362-00	CLAMP, CORD 2 COLLIER, CABLE 2	1	1			
10	67F-82343-00	CORD, HIGH TENSION 3 CORDON, HAUTE-TENSION 3	1	1			#3 #3
11	67F-82344-00	CORD, HIGH TENSION 4 CORDON, HAUTE TENSION 4	1	1			#4 #4
12	67F-82361-00	CLAMP, CORD COLLIER, CORDON	1	1			
13	67F-82362-00	CLAMP, CORD 2 COLLIER, CABLE 2	1	1			
14	67F-82361-00	CLAMP, CORD COLLIER, CORDON	1	1			
15	97095-06025	BOLT BOULON	4	4			
16	92995-06100	WASHER, SPRING RONDELLE, GROWER	4	4			
17	92995-06600	WASHER RONDELLE	4	4			
18	6D8-82388-01	PLATE PLAQUETTE	2	2			
19	90464-08004	CLAMP BRIDE	2	2			
20	90480-14329	GROMMET PASSE-FIL	1	1			
21	90465-08M23	CLAMP BRIDE	1	1			
22	97095-06014	BOLT BOULON	1	1			
23	92995-06600	WASHER RONDELLE	1	1			
24	6D3-81960-00	RECTIFIER & REGULATOR ASSY REDRESSEUR REGULATEUR CPLT	1	1			
25	97095-06025	BOLT BOULON	2	2			
26	92995-06100	WASHER, SPRING RONDELLE, GROWER	2	2			

FIG. 14 ELECTRICAL 1

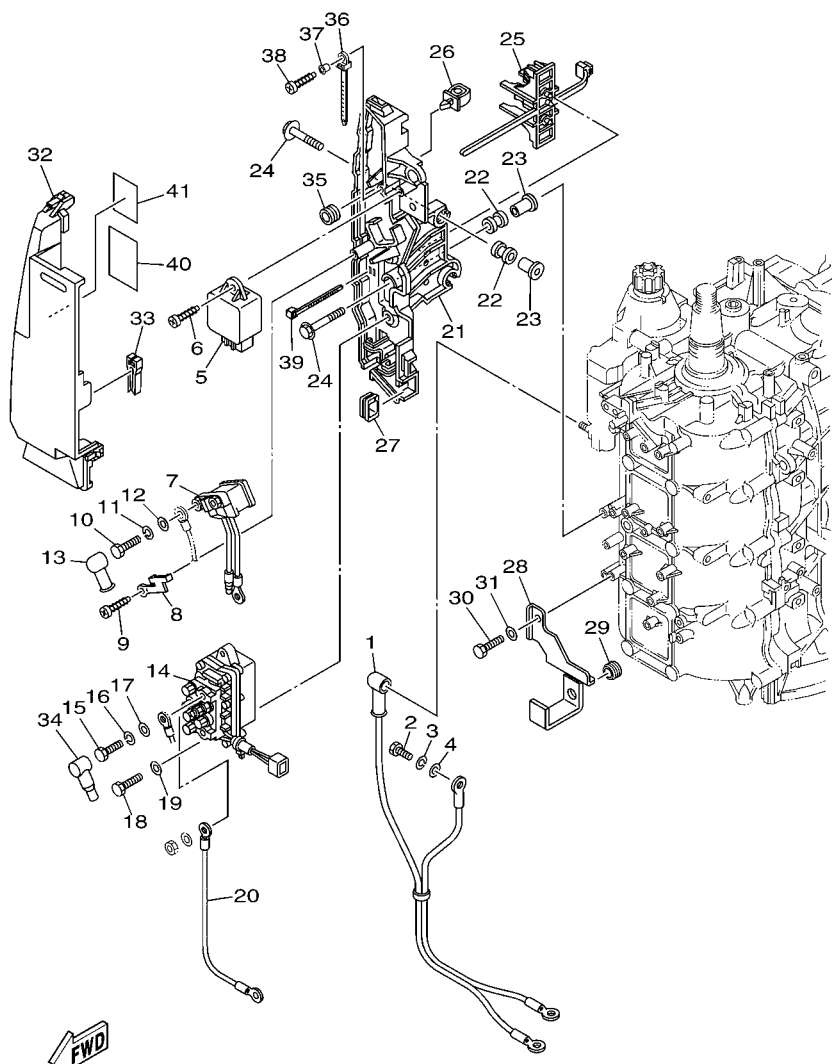
PARTIE ELECTRIQUE 1



REF. NO.	PART NO. N° PIECES	DESCRIPTION DESCRIPTION	6D75	6D95		REMARKS REMARQUES
27	92995-06600	WASHER RONDELLE	2	2		
28	97095-06016	BOLT BOULON	1	1		
29	92995-06100	WASHER, SPRING RONDELLE, GROWER	1	1		
30	92995-06600	WASHER RONDELLE	1	1		
-----						
-----						
-----						
-----						
-----						
-----						
-----						
-----						

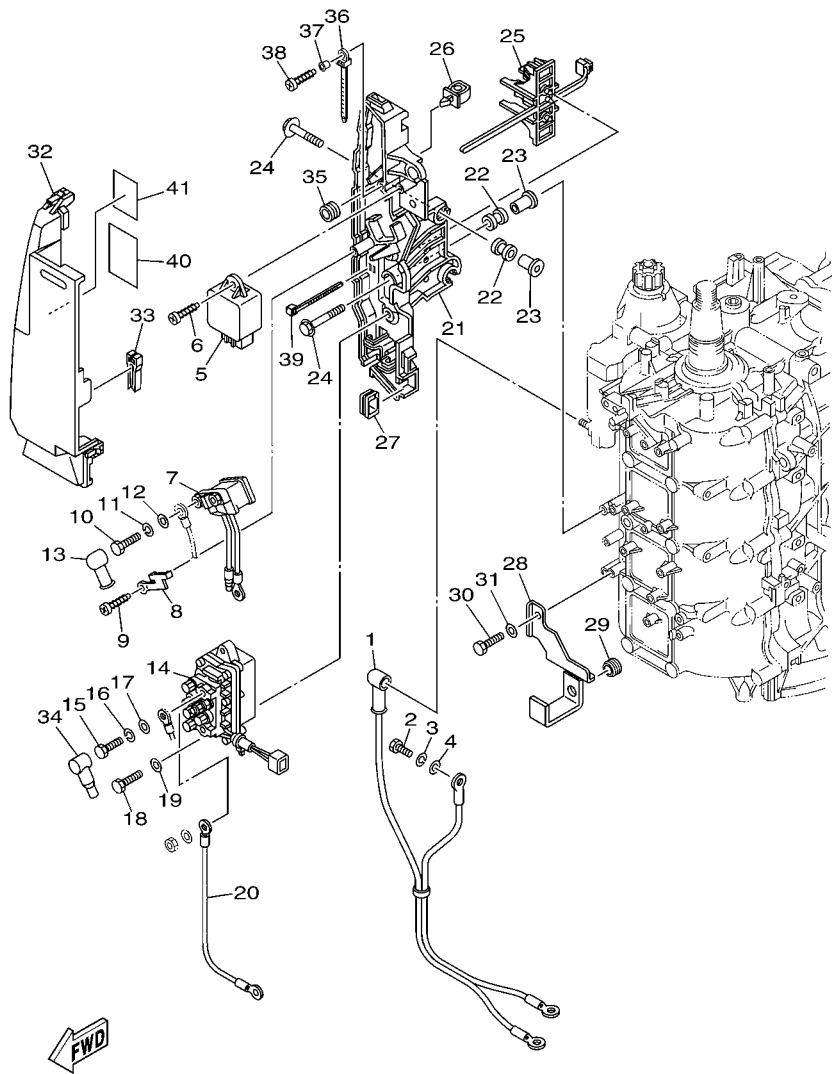
FIG. 15 ELECTRICAL 2

PARTIE ELECTRIQUE 2



6D72300-E150

REF. NO.	PART NO. N° PIECES	DESCRIPTION DESCRIPTION	6D75	6D95		REMARKS REMARQUES
1	68V-82105-00	WIRE HARNESS FAISCEAU DE FILS	1	1		
2	97013-06020	BOLT BOULON	1	1		
3	92903-06100	WASHER, SPRING RONDELLE, GROWER	1	1		
4	92903-06600	WASHER, PLATE RONDELLE, PLATE	1	1		
5	60E-81950-00	RELAY ASSY RELAIS COMPLET	1	1		
6	97780-60625	SCREW, TAPPING VIS, TETE BOMBEE	1	1		
7	68V-8194A-00	RELAY RELAIS	1	1		
8	68V-81953-00	STAY, RELAY SUPPORT, RELAIS	1	1		
9	97780-60620	SCREW, TAPPING VIS, TETE BOMBEE	1	1		
10	97095-06010	BOLT BOULON	2	2		
11	92995-06100	WASHER, SPRING RONDELLE, GROWER	2	2		
12	92995-06600	WASHER RONDELLE	2	2		
13	6G5-82119-00	COVER, LEAD WIRE GARNITURE, FIL	2	2		
14	63P-81950-00	RELAY ASSY RELAIS COMPLET	1	1		
15	97095-06010	BOLT BOULON	2	2		
16	92995-06100	WASHER, SPRING RONDELLE, GROWER	2	2		
17	92995-06600	WASHER RONDELLE	2	2		
18	97013-06020	BOLT BOULON	2	2		
19	92903-06600	WASHER, PLATE RONDELLE, PLATE	2	2		
20	61A-81949-00	WIRE, LEAD FIL	1	1		
21	68V-81948-02	BRACKET SUPPORT	1	1		
22	6A0-82317-00	DAMPER, IGNITION COIL AMORTISSEUR, BOBINE D'ALLUM	5	5		
23	90387-06119	COLLAR COLLERETTE	5	5		
24	90119-06M59	BOLT, WITH WASHER BOULON, AVEC RONDELLE	5	5		
25	68V-82594-00	CLAMP BRIDE	1	1		
26	90464-12M58	CLAMP BRIDE	1	1		
27	6D8-81518-00	GROMMET PASSE-FIL	1	1		



6D72300-E150

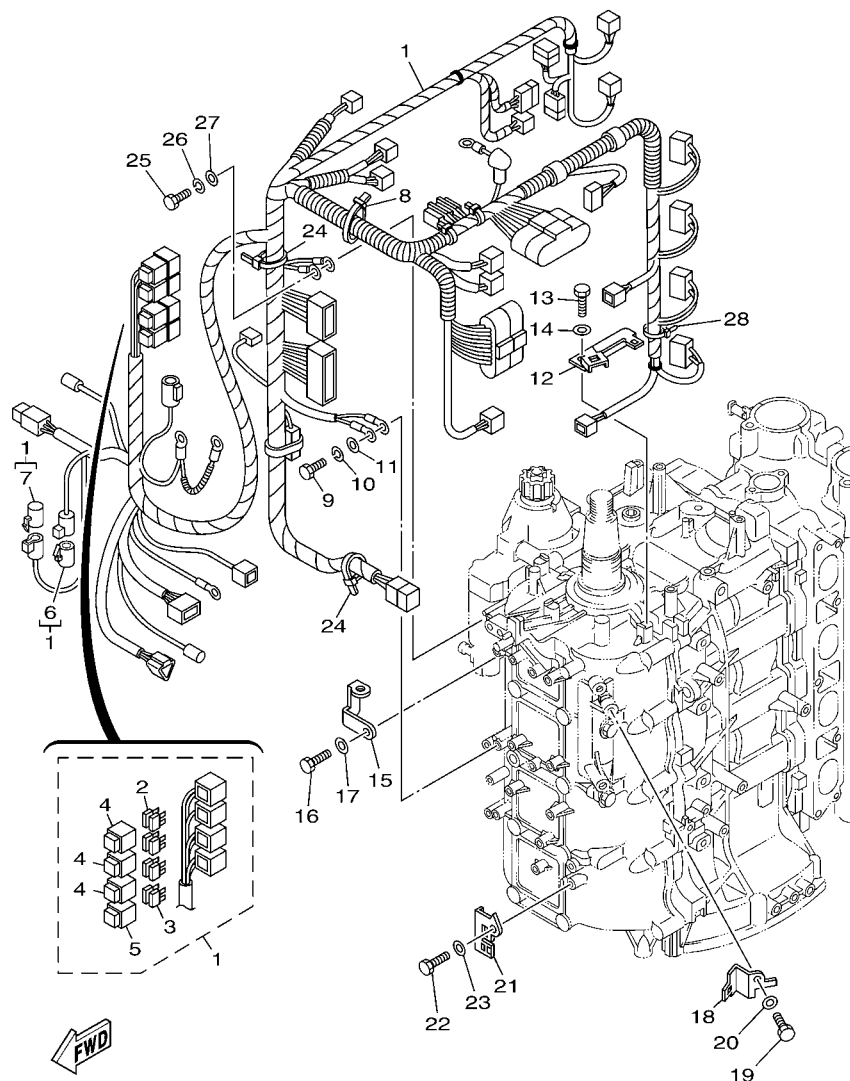
FIG. 15 ELECTRICAL 2

PARTIE ELECTRIQUE 2

REF. NO.	PART NO. N° PIECES	DESCRIPTION DESCRIPTION	6D75	6D95		REMARKS REMARQUES
28	6D8-81528-00	CLAMP 1 COLLIER 1	1	1		
29	90480-13M24	GROMMET PASSE-FIL	1	1		
30	97095-06014	BOLT BOULON	1	1		
31	92995-06600	WASHER RONDELLE	1	1		
32	68V-81942-03	COVER COUVERCLE	1	1		
33	67F-2812A-00	PULLER, FUSE TENDEUR, FUSIBLE	1	1		
34	682-82119-01	COVER, LEAD WIRE GARNITURE, FIL	2	2		
35	6A0-82317-00	DAMPER, IGNITION COIL AMORTISSEUR, BOBINE D'ALLUM	1	1		
36	90465-12M53	CLAMP BRIDE	1	1		
37	90387-06M05	COLLAR COLLERETTE	1	1		
38	97780-60625	SCREW, TAPPING VIS, TETE BOMBEE	1	1		
39	90465-13M18	CLAMP BRIDE	2	2		
40	68V-81919-00	GRAPHIC, REGULATOR ADHESIF, REGULATEUR	1	1		
41	6D8-81919-00	GRAPHIC, REGULATOR ADHESIF, REGULATEUR	1	1		

FIG. 16 ELECTRICAL 3

PARTIE ELECTRIQUE 3



6D74300-G160

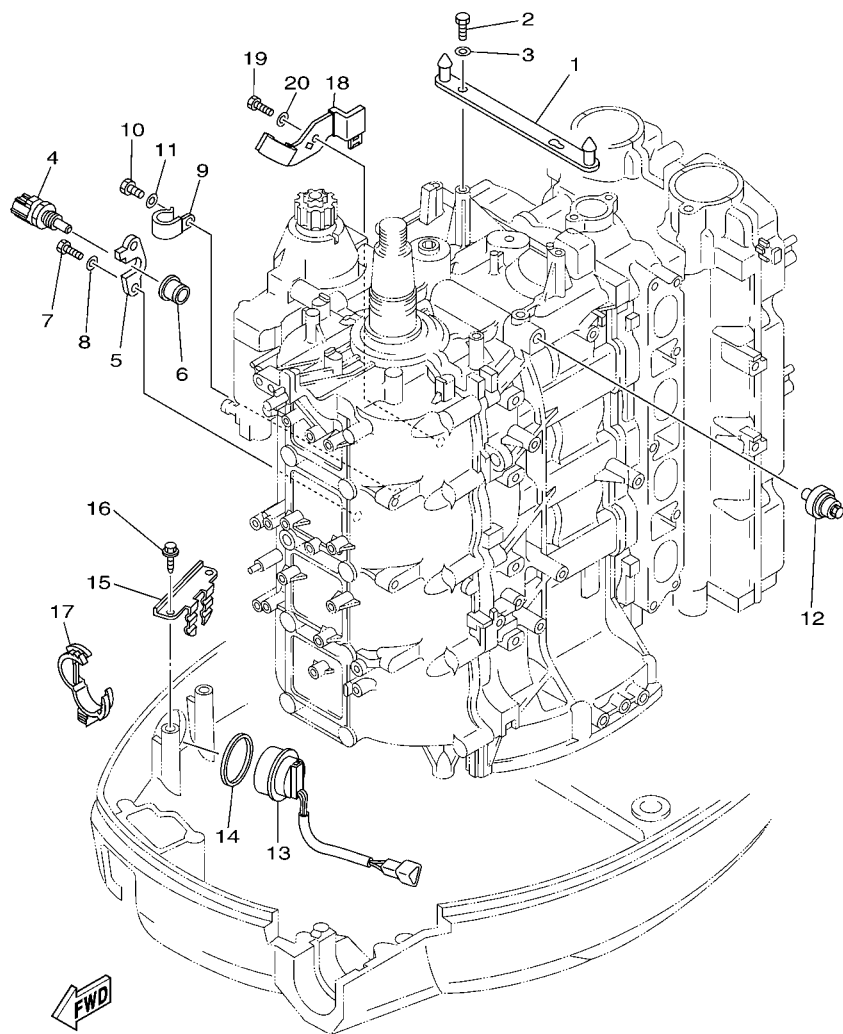
REF. NO.	PART NO. N° PIECES	DESCRIPTION DESCRIPTION	6D75	6D95	REMARKS REMARQUES
1	6D8-82590-30	WIRE HARNESS ASSY FAISCEAU DE FILS COMPLET	1	1	
2	67F-82151-00	.FUSE (20A) .FUSIBLE (20A)	6	6	
3	67F-82151-10	.FUSE (30A) .FUSIBLE (30A)	2	2	
4	67F-8215B-10	.CAP (YELLOW) .BOUCHON (YELLOW)	3	3	
5	67F-8215B-20	.CAP (GREEN) .BOUCHON (GREEN)	1	1	
6	6P2-82582-00	.CAP 1 (FEMALE) .BOUCHON 1 (FEMME)	1	1	
7	6P2-82582-10	.CAP 1 (MALE) .BOUCHON 1 (MALE)	1	1	
8	90464-76001	CLAMP BRIDE	1	1	
9	97095-06016	BOLT BOULON	1	1	
10	92995-06100	WASHER, SPRING RONDELLE, GROWER	1	1	
11	92995-06600	WASHER RONDELLE	1	1	
12	6D8-82588-00	PLATE PLAQUE	1	1	
13	97095-06012	BOLT BOULON	1	1	
14	92995-06600	WASHER RONDELLE	1	1	
15	6D8-82581-00	STAY, CORD CLAMP SUPPORT, COLLIER DE CORDON	1	1	
16	97095-06014	BOLT BOULON	1	1	
17	92995-06600	WASHER RONDELLE	1	1	
18	6D8-82389-00	PLATE 2 PLAQUETTE 2	1	1	
19	97095-06012	BOLT BOULON	1	1	
20	92995-06600	WASHER RONDELLE	1	1	
21	6D8-82398-00	PLATE 3 PLAQUETTE 3	1	1	
22	97095-06012	BOLT BOULON	1	1	
23	92995-06600	WASHER RONDELLE	1	1	
24	90465-13M18	CLAMP BRIDE	2	2	
25	97095-06016	BOLT BOULON	1	1	
26	92995-06100	WASHER, SPRING RONDELLE, GROWER	1	1	
27	92995-06600	WASHER RONDELLE	1	1	





FIG. 17 ELECTRICAL 4

PARTIE ELECTRIQUE 4



6D65110-H170

REF. NO.	PART NO. N° PIECES	DESCRIPTION DESCRIPTION	6D75	6D95		REMARKS REMARQUES
1	6D8-8132G-00	PLATE PLAQUE	1	1		
2	97095-06016	BOLT BOULON	2	2		
3	92995-06600	WASHER RONDELLE	2	2		
4	67F-85790-00	THERMOSENSOR ASSY SENSITOMETRE	1	1		
5	67F-85757-00	RETAINER ARRETOIR	1	1		
6	68V-85753-00	GASKET, SENDER UNIT JOINT, DE PERCEPTION	1	1		
7	97095-06016	BOLT BOULON	2	2		
8	92995-06600	WASHER RONDELLE	2	2		
9	90465-06M86	CLAMP BRIDE	1	1		
10	97095-06012	BOLT BOULON	1	1		
11	92995-06600	WASHER RONDELLE	1	1		
12	68V-82504-00	OIL PRESSURE SWITCH ASSY CONTACTEUR DE PRESSION D'HUILE	1	1		
13	63D-82563-10	TRIM & TILT SWITCH ASSY INCLINER ET PARER COMMUTATEUR	1	1		
14	6E5-82587-00	GASKET JOINT	1	1		
15	67F-83614-00	BRACKET SUPPORT	1	1		
16	90109-06M86	BOLT BOULON	2	2		
17	90464-30003	CLAMP BRIDE	2	2		
18	6D8-8252H-00	PLATE, HOLDER PLAQUE, SUPPORT	1	1		
19	97095-06012	BOLT BOULON	1	1		
20	92995-06600	WASHER RONDELLE	1	1		

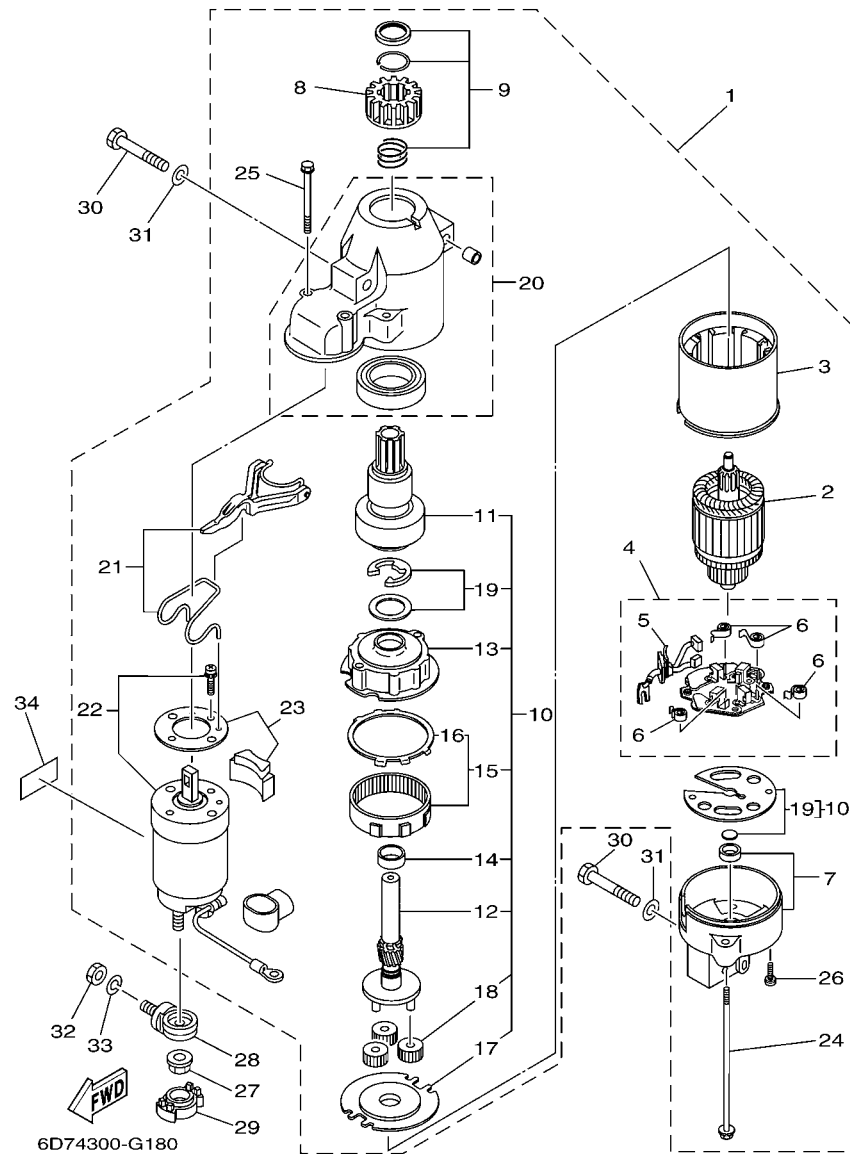


FIG. 18 STARTING MOTOR

DEMARREUR ELECTRIQUE

REF. NO.	PART NO. N° PIECES	DESCRIPTION DESCRIPTION	6D75	6D95	REMARKS REMARQUES
1	68V-81800-01	STARTING MOTOR ASSY DEMARREUR ELECTRIQUE COMPLET	1	1	
2	67F-81850-00	..ARMATURE ASSY ..INDUIT	1	1	
3	67F-81810-00	..STATOR ASSY ..STATOR COMPLET	1	1	
4	68F-81840-00	..BRUSH HOLDER ASSY ..SUPPORT DE CHARBON	1	1	
5	67F-81801-00	..BRUSH SET ..CHARBON	1	1	
6	67F-81813-00	..SPRING, BRUSH ..RESSORT, DE CHARBON	4	4	
7	68F-81820-00	..REAR BRACKET ASSY ..SUPPORT ARRIERE COMPLET	1	1	
8	67F-81808-00	..PINION ASSY ..PIGNON	1	1	
9	67F-81857-00	..PINION STOPPER SET ..BUTEE PIGNON	1	1	
10	67F-81807-00	..GEAR ASSY, STARTING MOTOR ..PIGNON, DEMARREUR ELECTRIQUE	1	1	
11	67F-81832-00	..CLUTCH, OVER RUN ..EMBRAYAGE, ROUE LIBRE	1	1	
12	67F-81836-00	..SHAFT, PINION ..AXE, PIGNON	1	1	
13	67F-81821-00	..BRACKET, CENTER 1 ..SUPPORT, CENTRE 1	1	1	
14	67F-81841-00	..BEARING ..ROULEMENT	1	1	
15	67F-81891-00	..GEAR, RING ..ROUE DENTEE	1	1	
16	67F-8183R-00	..GASKET ..JOINT	1	1	
17	67F-81830-00	..BRACKET, CENTER 2 ..SUPPORT, CENTRE 2	1	1	
18	60V-8183T-00	..GEAR, IDLER ..PIGNON, INTERMEDIAIRE	3	3	
19	67F-81809-00	..WASHER KIT ..JEU DE RONDELLES	1	1	
20	67F-81842-00	..COVER ..COUVERCLE	1	1	
21	67F-81839-00	..LEVER ASSY ..LEVIER COMPLET	1	1	
22	68V-81941-01	..STARTER RELAY ASSY ..LANCEUR RELAIS (ENS.)	1	1	
23	67F-81869-00	..COVER, DUST ..COUVERCLE, POUSSIERE	1	1	
24	6K7-81826-11	..BOLT ..BOULON	2	2	
25	67F-81828-00	..BOLT 2 ..RONDELLE, BUTEE 2	2	2	
26	67F-81846-00	..SCREW ..VIS	2	2	
27	90179-08003	NUT ECROU	1	1	



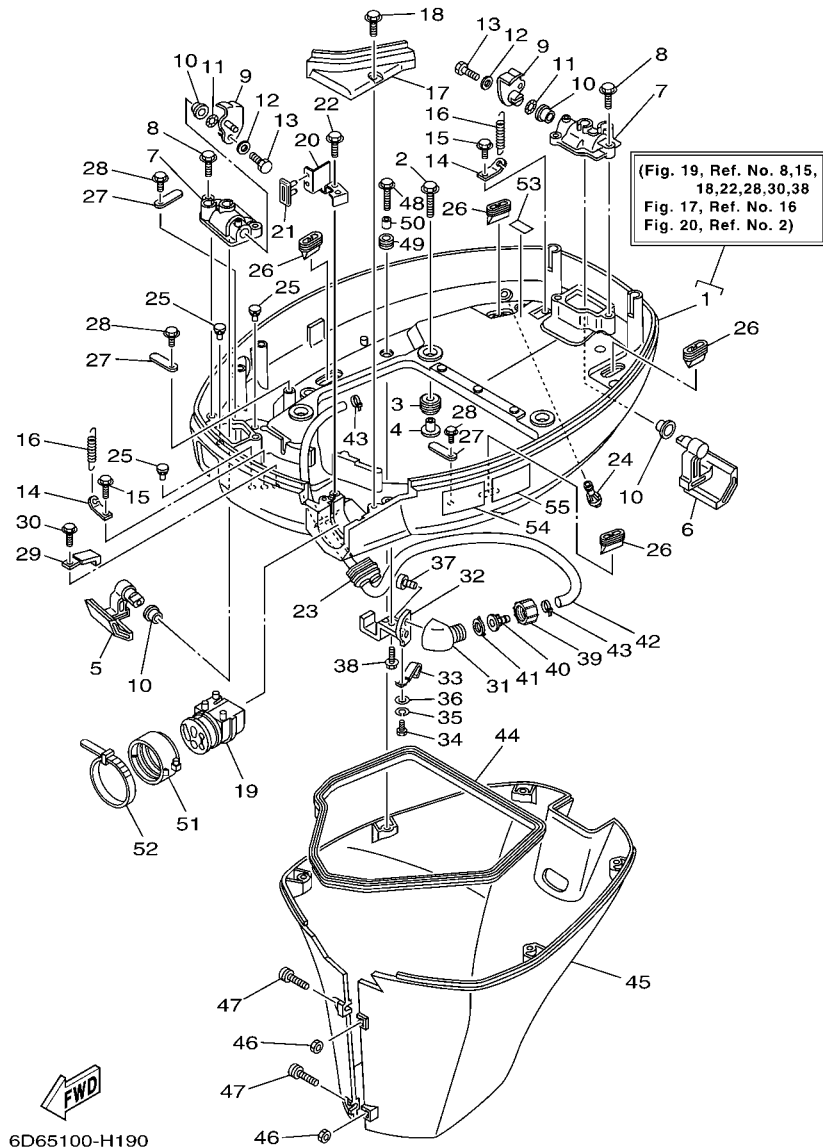


FIG. 19 BOTTOM COWLING

CAPOT INFERIEUR

REF. NO.	PART NO. N° PIECES	DESCRIPTION DESCRIPTION	6D75	6D95	REMARKS REMARQUES
1	6D8-42710-00-8D	BOTTOM COWLING ASSY ENS. EMBASE	1	1	
2	90119-08M22	BOLT, WITH WASHER BOULON, AVEC RONDELLE	4	4	
3	90480-22M15	GROMMET PASSE-FIL	4	4	
4	90387-08M37	COLLAR COLLERETTE	4	4	
5	67F-42815-00-8D	LEVER, CLAMP LEVIER, PRESSE	1	1	
6	67F-42816-00-8D	LEVER, CLAMP LEVIER, PRESSE	1	1	
7	67F-42828-00-5B	PLATE, CLAMP PLAQUE, PRESSE	2	2	
8	90109-06M82	BOLT BOULON	4	4	
9	68V-42818-01	LEVER, CLAMP LEVIER, PRESSE	2	2	
10	90386-15M73	BUSH DOUILLE	4	4	
11	90206-15M18	WASHER, WAVE RONDELLE, ONDULEE	2	2	
12	90201-06068	WASHER, PLATE RONDELLE, PLATE	2	2	
13	97095-06016	BOLT BOULON	2	2	
14	64D-43144-00	HOOK, SPRING CROCHET	2	2	
15	90109-06M86	BOLT BOULON	2	2	
16	90506-16M34	SPRING, TENSION RESSORT, TENSION	2	2	
17	67F-42738-00-5B	PLATE, FITTING ETRIER	1	1	
18	90109-06M96	BOLT BOULON	2	2	
19	68V-42725-00	GROMMET PASSE-FIL	1	1	
20	6D8-42756-00	STAY, CLAMP SUPPORT, COLLIER	1	1	
21	6D8-42717-00	RUBBER, SEAL 2 JOINT EN CAOUTCHOUC 2	1	1	
22	90109-06M86	BOLT BOULON	1	1	
23	6H1-42726-21	GROMMET PASSE-FIL	1	1	FLUSHING KIT FLUSHING KIT
24	6H3-44391-01	NIPPLE, HOSE RACCORD D'ESSENCE	1	1	
25	6H4-42748-00	GROMMET PASSE-FIL	3	3	
26	67F-42717-00	RUBBER, SEAL 2 JOINT EN CAOUTCHOUC 2	4	4	
27	6E5-82588-00	PLATE PLAQUE	3	3	

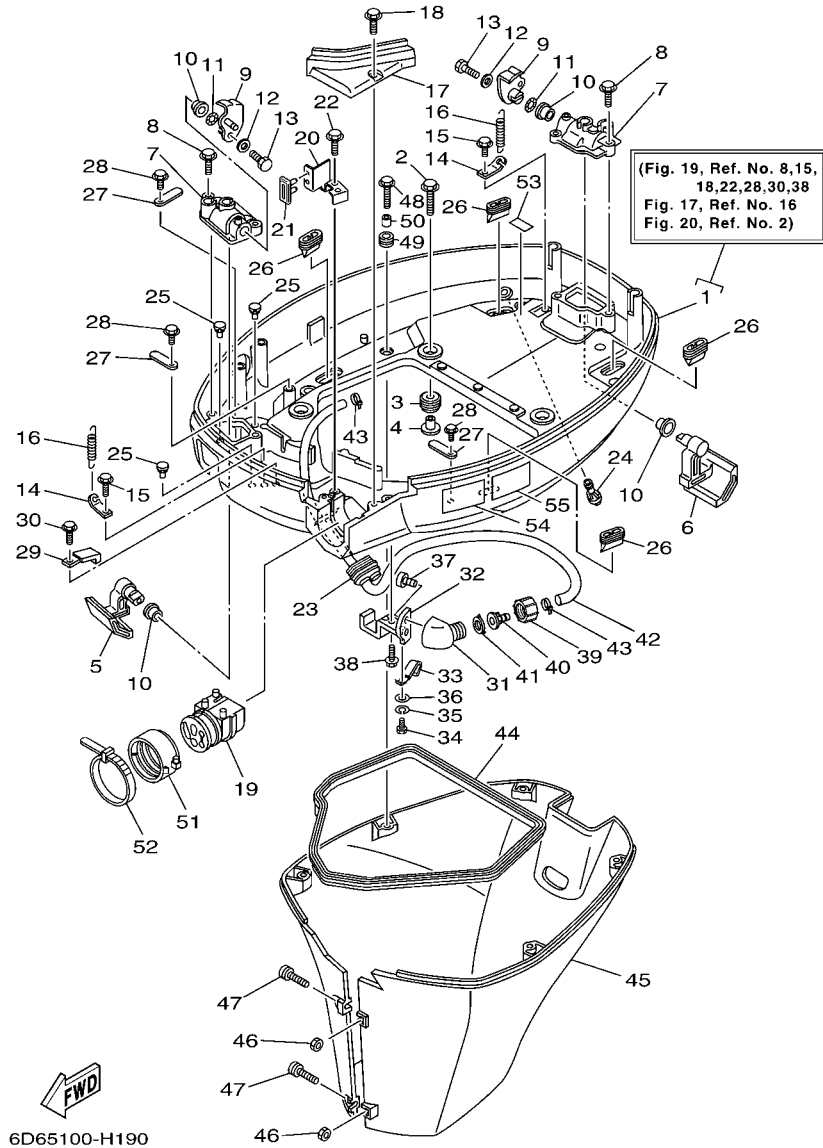


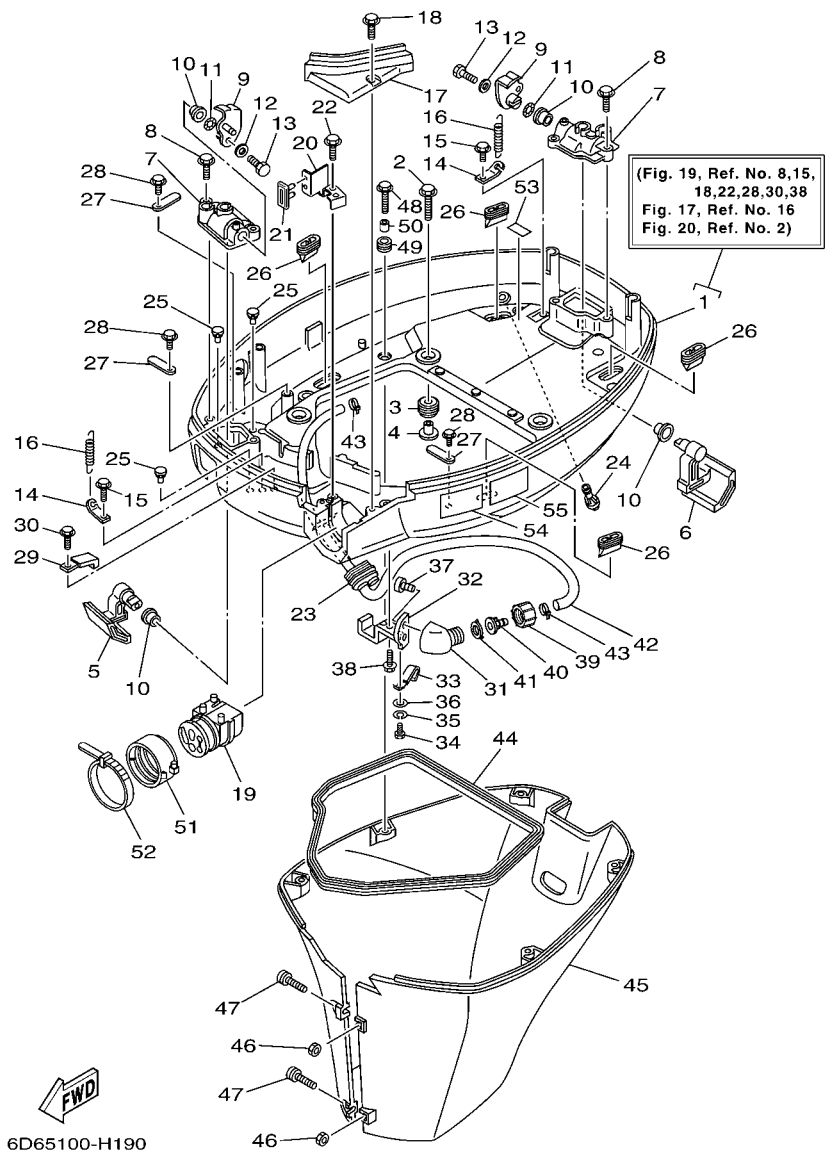
FIG. 19 BOTTOM COWLING

CAPOT INFERIEUR

REF. NO.	PART NO. N° PIECES	DESCRIPTION DESCRIPTION	6D75	6D95	REMARKS REMARQUES
28	90109-06M81	BOLT BOULON	3	3	
29	90465-08M23	CLAMP BRIDE	1	1	
30	90109-06M86	BOLT BOULON	1	1	
31	68T-12572-00	ADAPTER ADAPTATEUR	1	1	FLUSHING KIT FLUSHING KIT
32	67F-12535-01	PLATE PLAQUE	1	1	FLUSHING KIT FLUSHING KIT
33	90462-06018	CLAMP BRIDE	1	1	FLUSHING KIT FLUSHING KIT
34	97095-06008	BOLT BOULON	1	1	FLUSHING KIT FLUSHING KIT
35	92995-06100	WASHER, SPRING RONDELLE, GROWER	1	1	FLUSHING KIT FLUSHING KIT
36	92995-06200	WASHER RONDELLE	1	1	FLUSHING KIT FLUSHING KIT
37	90167-06002	SCREW, TAPPING VIS, TETE FRAISEE	2	2	FLUSHING KIT FLUSHING KIT
38	90109-06M86	BOLT BOULON	1	1	FLUSHING KIT FLUSHING KIT
39	6R3-12581-00	JOINT, HOSE 1 JOINT DE TUYAU	1	1	FLUSHING KIT FLUSHING KIT
40	6R3-12582-00	JOINT, HOSE 2 RACCORD DE TUYAU 1	1	1	FLUSHING KIT FLUSHING KIT
41	6R3-12583-00	GASKET, HOSE JOINT JOINT	1	1	FLUSHING KIT FLUSHING KIT
42	67F-24312-00	PIPE 2 DURITE 2	1	1	FLUSHING KIT FLUSHING KIT
43	90465-11M10	CLAMP BRIDE	2	2	FLUSHING KIT FLUSHING KIT
44	61A-42716-00	RUBBER, SEAL 1 JOINT EN CAOUTCHOUC 1	1	1	
45	67F-42741-01-8D	APRON CAPOT LATERAL	1	1	
46	95380-06600	NUT, HEXAGON ECROU	2	2	
47	90159-06M28	SCREW, WITH WASHER VIS, AVEC RONDELLE	2	2	
48	90109-06M80	BOLT BOULON	5	5	
49	90480-13M24	GROMMET PASSE-FIL	5	5	
50	90387-06M43	COLLAR COLLERETTE	5	5	
51	68F-42753-00	FASTNER ATTACHE	1	1	AP AP
52	90464-20258	CLAMP BRIDE	1	1	AP AP
53	67F-82377-00	LABEL ETIQUETTE	1	1	
54	6AH-42794-40	LABEL, WARNING (GENERAL) ETIQUETTE, AVERTISSEMENT	1	1	

FIG. 19 BOTTOM COWLING

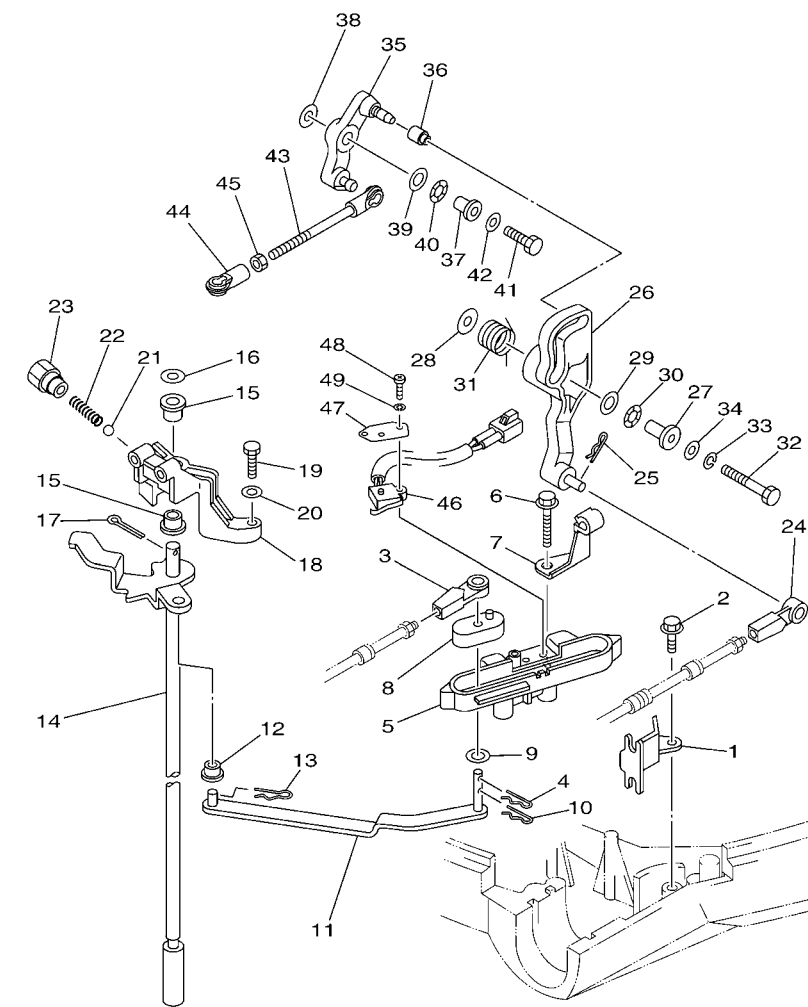
CAPOT INFERIEUR



REF. NO.	PART NO. N° PIECES	DESCRIPTION DESCRIPTION	6D75	6D95	REMARKS REMARQUES
55	6AH-42794-50	LABEL, WARNING (GENERAL) ETIQUETTE, AVERTISSEMENT	1	1	
-----					
-----					
-----					
-----					
-----					
-----					
-----					
-----					
-----					
-----					

FIG. 20 CONTROL

COMMANDE



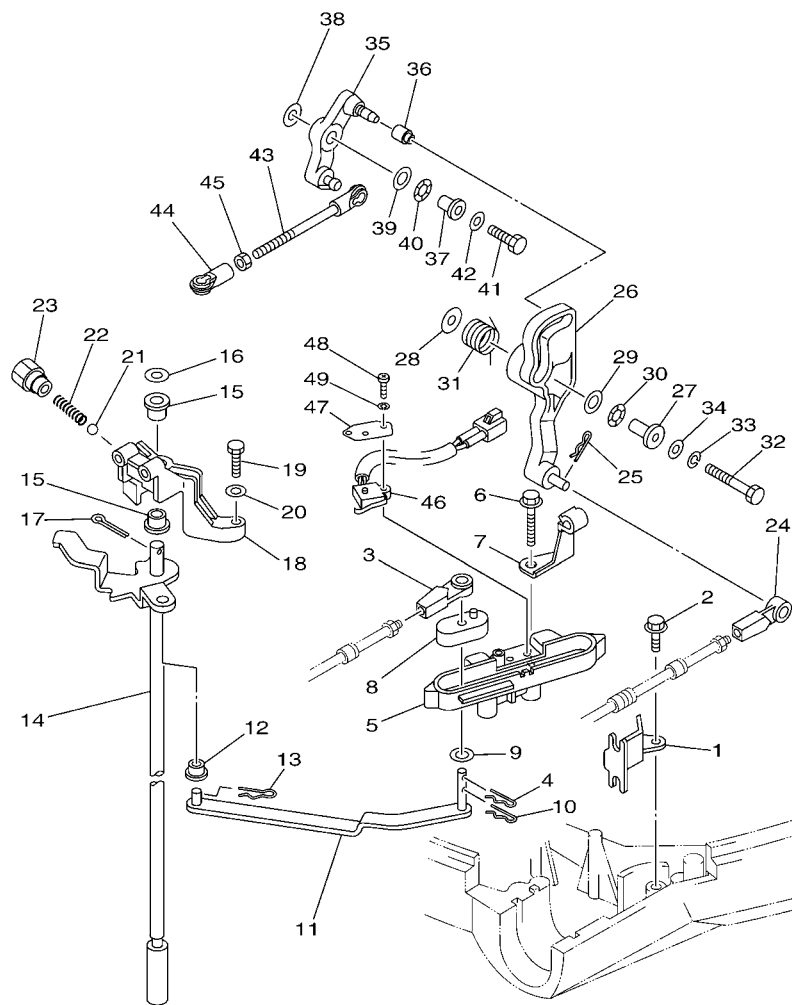
**FWD**  
6D81100-D230

REF. NO.	PART NO. N° PIECES	DESCRIPTION DESCRIPTION	6D75	6D95	REMARKS REMARQUES
1	67F-48538-00	CLAMP, CABLE 1 COLLIER	1	1	
2	90109-06M86	BOLT BOULON	1	1	
3	663-48344-00	CABLE END, REMOTE CONTROL CHAPE CABLE	1	1	
4	90468-18008	CLIP JONC	1	1	
5	6D8-44117-00	BRACKET SUPPORT	1	1	
6	97595-06550	BOLT, WITH WASHER VIS HEXAGONAL AVC RONDELLE	2	2	
7	90462-10027	CLAMP BRIDE	1	1	
8	68V-44122-01	BUSHING, SHIFT ROD LEVER DOUILLE, LEVIER D'EMBRAYAGE	1	1	
9	90202-07M07	WASHER, PLATE RONDELLE, PLATE	1	1	
10	90468-18008	CLIP JONC	1	1	
11	67F-44121-00	LEVER, SHIFT ROD LEVIER, TIGE D'INVERSION	1	1	
12	90386-06M12	BUSH DOUILLE	1	1	
13	90468-18008	CLIP JONC	1	1	
14	67F-44120-10	HANDLE GEAR SHIFT ASSY LEVIER D'EMBRAYAGE	1	1	L(21.1") L(21.1")
15	90386-90M90	BUSH DOUILLE	2	2	
16	90201-09M02	WASHER, PLATE RONDELLE, PLATE	1	1	
17	91490-20015	PIN, COTTER GOUPILLE	1	1	
18	67F-44118-00	BRACKET SUPPORT	1	1	
19	97075-06025	BOLT BOULON	2	2	
20	92995-06600	WASHER RONDELLE	2	2	
21	93501-04M02	BALL BILLE	1	1	
22	90501-12082	SPRING, COMPRESSION RESSORT, COMPRESSION	1	1	
23	648-42715-00	BUSHING COUSSINET	1	1	
24	663-48344-00	CABLE END, REMOTE CONTROL CHAPE CABLE	1	1	
25	90468-18008	CLIP JONC	1	1	
26	6D8-42154-00	LEVER, THROTTLE CONTROL LEVIER DE COMMANDE D'AVANCE	1	1	
27	90387-06M21	COLLAR COLLERETTE	1	1	



FIG. 20 CONTROL

COMMANDE



6D81100-D230

REF. NO.	PART NO. N° PIECES	DESCRIPTION DESCRIPTION	6D75	6D95	REMARKS REMARQUES
28	90201-06M62	WASHER, PLATE RONDELLE, PLATE	1	1	
29	90201-10M02	WASHER, PLATE RONDELLE, PLATE	1	1	
30	90206-10M04	WASHER, WAVE RONDELLE, ONDULEE	1	1	
31	67F-44135-00	SPRING RESSORT	1	1	
32	97095-06035	BOLT BOULON	1	1	
33	92995-06100	WASHER, SPRING RONDELLE, GROWER	1	1	
34	92995-06600	WASHER RONDELLE	1	1	
35	6D8-42157-00	LEVER, THROTTLE LEVIER DE AVANCE	1	1	
36	68V-42171-00	BUSHING COUSSINET	1	1	
37	90387-06013	COLLAR COLLERETTE	1	1	
38	90201-06M31	WASHER, PLATE RONDELLE, PLATE	1	1	
39	90201-10M02	WASHER, PLATE RONDELLE, PLATE	1	1	
40	90206-10M04	WASHER, WAVE RONDELLE, ONDULEE	1	1	
41	97095-06025	BOLT BOULON	1	1	
42	92995-06600	WASHER RONDELLE	1	1	
43	6D8-41237-00	JOINT, LINK RACCORD	1	1	
44	682-41237-00	JOINT, LINK RACCORD	1	1	
45	95380-05600	NUT ECROU	1	1	
46	60V-8259F-00	SWITCH ASSY COMMUTATEUR	1	1	
47	61A-82588-01	PLATE PLAQUE	1	1	
48	97885-04016	SCREW, PAN HEAD VIS, A ENCOCHE	2	2	
49	92995-04100	WASHER RONDELLE	2	2	

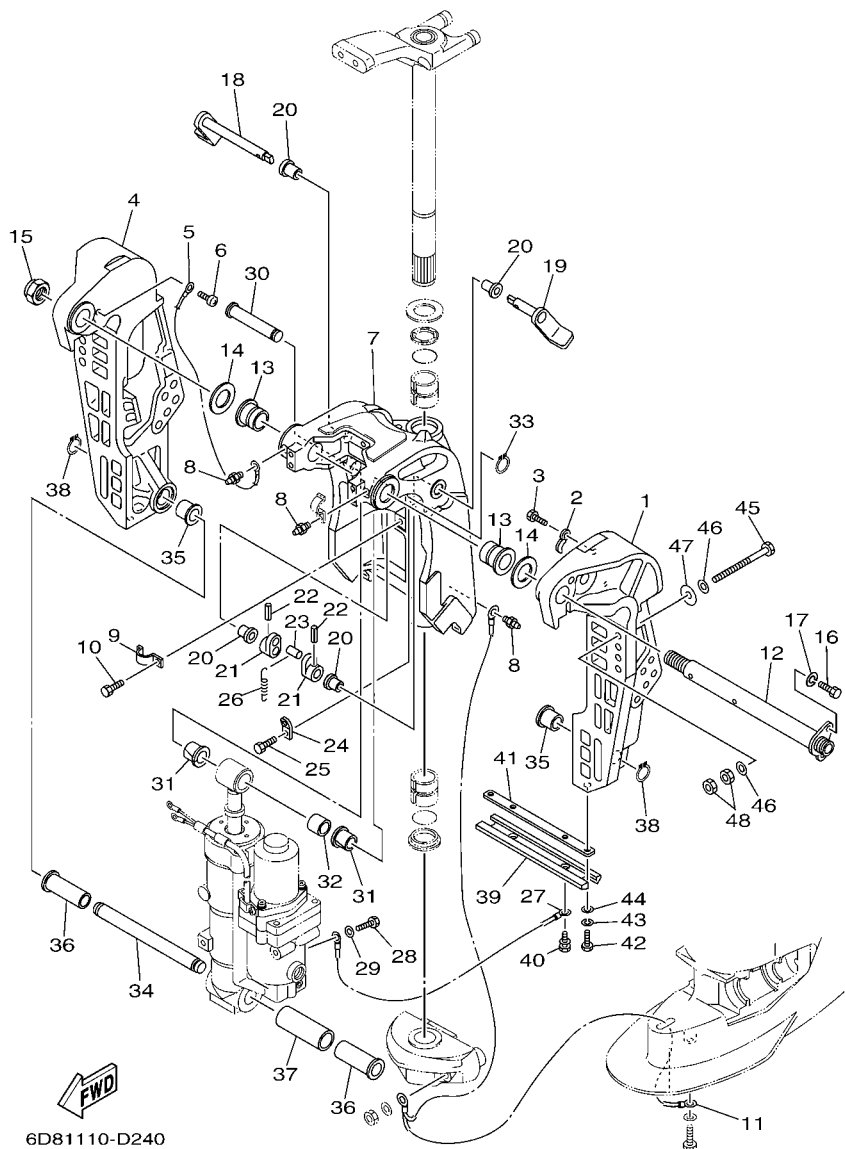
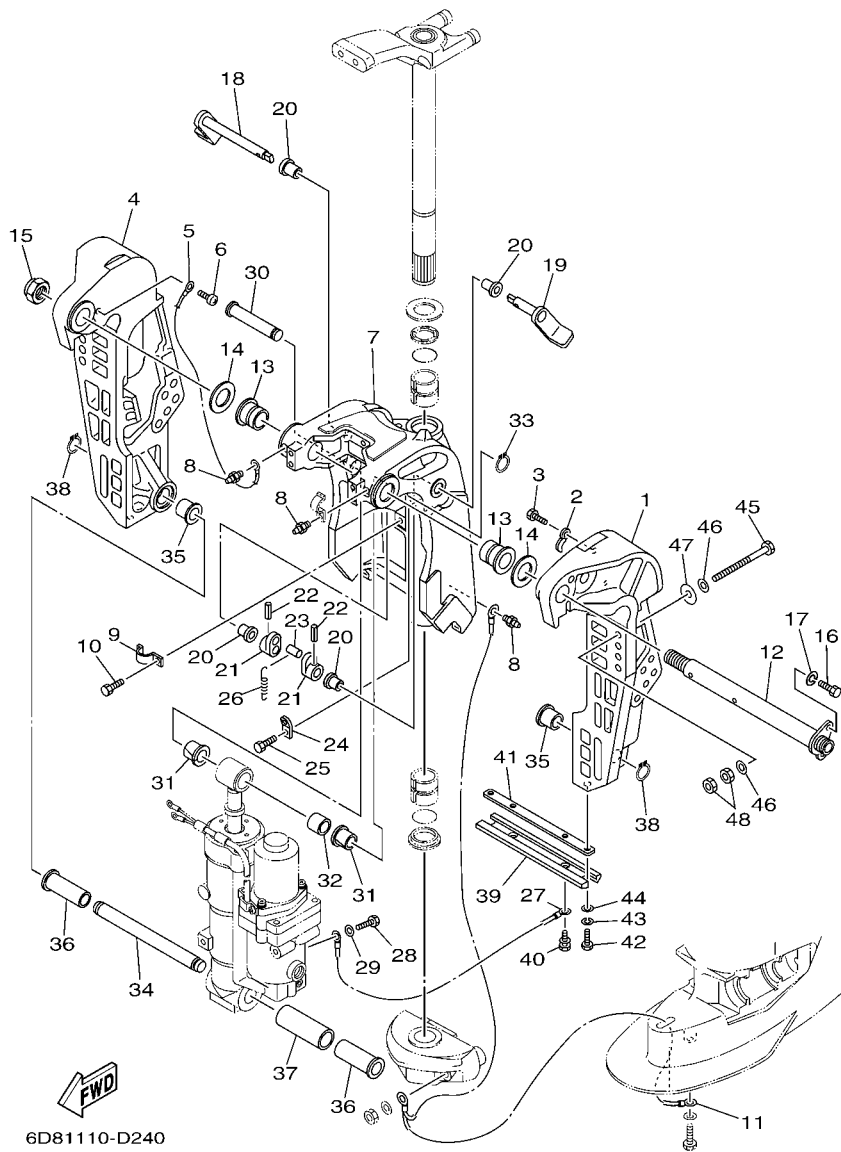


FIG. 21 BRACKET 1

SUPPORT 1

REF. NO.	PART NO. N° PIECES	DESCRIPTION DESCRIPTION	6D75	6D95	REMARKS REMARQUES
1	67F-43111-00-8D	BRACKET, CLAMP 1 PRESSE 1	1	1	
2	90465-10M77	CLAMP BRIDE	2	2	
3	97095-06010	BOLT BOULON	2	2	
4	67F-43112-00-8D	BRACKET, CLAMP 2 PRESSE 2	1	1	
5	6E5-82148-00	WIRE, LEAD 4 FIL 4	1	1	
6	97880-06012	SCREW, PAN HEAD VIS, TETE TRONCONIQUE	1	1	
7	6D8-43311-00-8D	BRACKET, SWIVEL 1 SUPPORT, PIVOT 1	1	1	
8	93700-06M03	NIPPLE, GREASE PION	3	3	
9	90465-08M63	CLAMP BRIDE	1	1	
10	97095-06010	BOLT BOULON	1	1	
11	67F-82127-00	WIRE, LEAD 2 FIL 2	1	1	
12	64E-43131-01	BOLT, CLAMP BRACKET BOULON, PRESSE	1	1	
13	90386-25M31	BUSH DOUILLE	2	2	
14	90201-26M59	WASHER, PLATE RONDELLE, PLATE	2	2	
15	90185-22M11	NUT, SELF-LOCKING ECROU, AUTO-BLOQUANT	1	1	
16	97095-08020	BOLT BOULON	1	1	
17	92995-08100	WASHER RONDELLE	1	1	
18	6D8-43181-00	LEVER, TILT STOP LEVIER, VERROUILLAGE RELEVAGE	1	1	
19	6D8-43185-00	LEVER, TILT STOP LEVIER, VERROUILLAGE RELEVAGE	1	1	
20	90386-10M16	BUSH DOUILLE	4	4	
21	6G5-43148-00	COLLAR, DISTANCE ENTRETROISE	2	2	
22	91690-30020	PIN, SPRING AGRAFFE	2	2	
23	90249-06M19	PIN GOUPILLE	1	1	
24	66T-43144-00	HOOK, SPRING CROCHET	1	1	
25	97095-06010	BOLT BOULON	1	1	
26	90506-14M24	SPRING, TENSION RESSORT, TENSION	1	1	
27	6D8-82148-00	WIRE, LEAD 4 FIL 4	1	1	

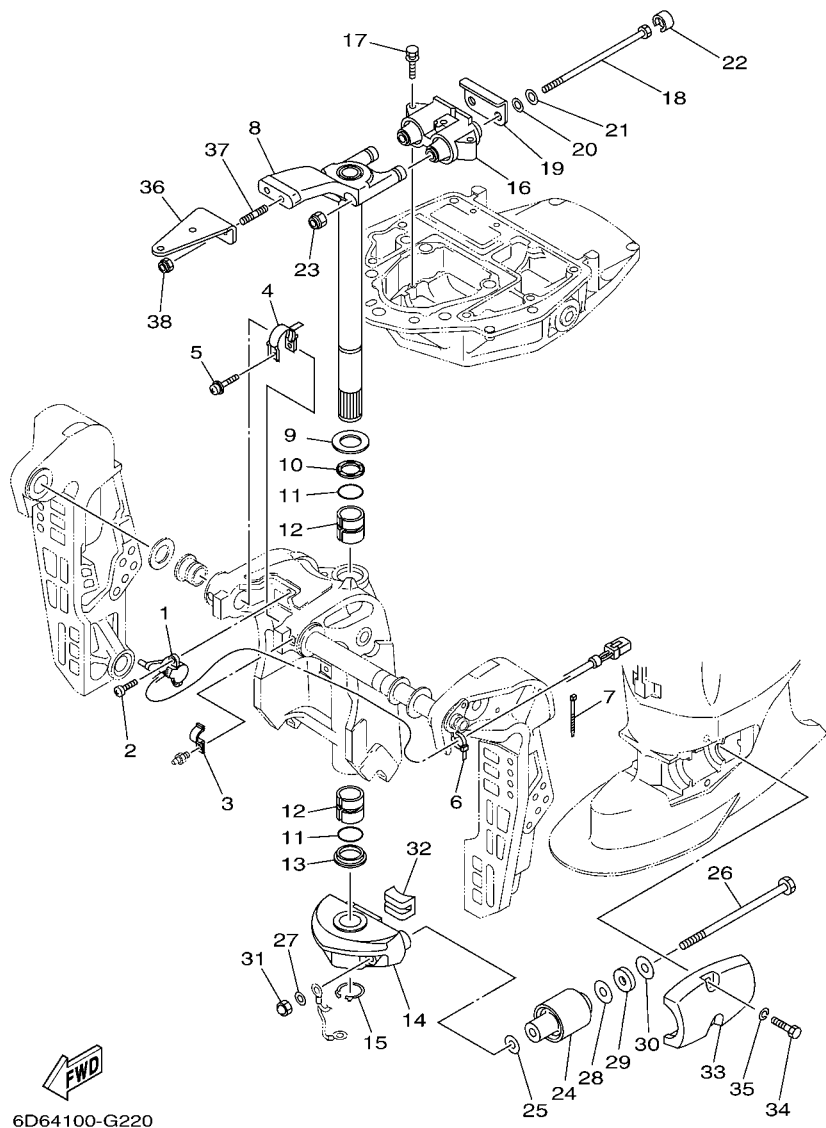


6D81110-D240

FIG. 21 BRACKET 1

SUPPORT 1

REF. NO.	PART NO. N° PIECES	DESCRIPTION DESCRIPTION	6D75	6D95	REMARKS REMARQUES
28	97095-06010	BOLT BOULON	1	1	
29	92995-06600	WASHER RONDELLE	1	1	
30	6D8-43126-00	PIN, UPPER SHOCK MOUNT AXE, SUPERIEUR AMORTISSEUR	1	1	
31	90386-18M35	BUSH DOUILLE	2	2	
32	90386-18001	BUSH DOUILLE	1	1	
33	93410-18M05	CIRCLIP CLIPS	1	1	
34	67F-43818-00	PIN, LOWER SHOCK MOUNT AXE, INFERIEUR AMORTISSEUR	1	1	
35	90387-18M01	COLLAR COLLERETTE	2	2	
36	90386-18MA0	BUSH DOUILLE	2	2	
37	90387-22M01	COLLAR COLLERETTE	1	1	
38	93410-18M05	CIRCLIP CLIPS	2	2	
39	6H1-45251-03	ANODE ANODE	1	1	
40	90119-06M81	BOLT, WITH WASHER BOULON, AVEC RONDELLE	2	2	
41	6H1-44526-00	PLATE PLAQUE	1	1	
42	97095-06016	BOLT BOULON	2	2	
43	92995-06100	WASHER, SPRING RONDELLE, GROWER	2	2	
44	92995-06600	WASHER RONDELLE	2	2	
45	90101-12M03	BOLT (L:115MM) BOULON (L:115MM)	4	4	
46	90201-13M01	WASHER, PLATE RONDELLE, PLATE	8	8	
47	90201-12M05	WASHER, PLATE RONDELLE, PLATE	4	4	
48	95380-12600	NUT ECROU	8	8	

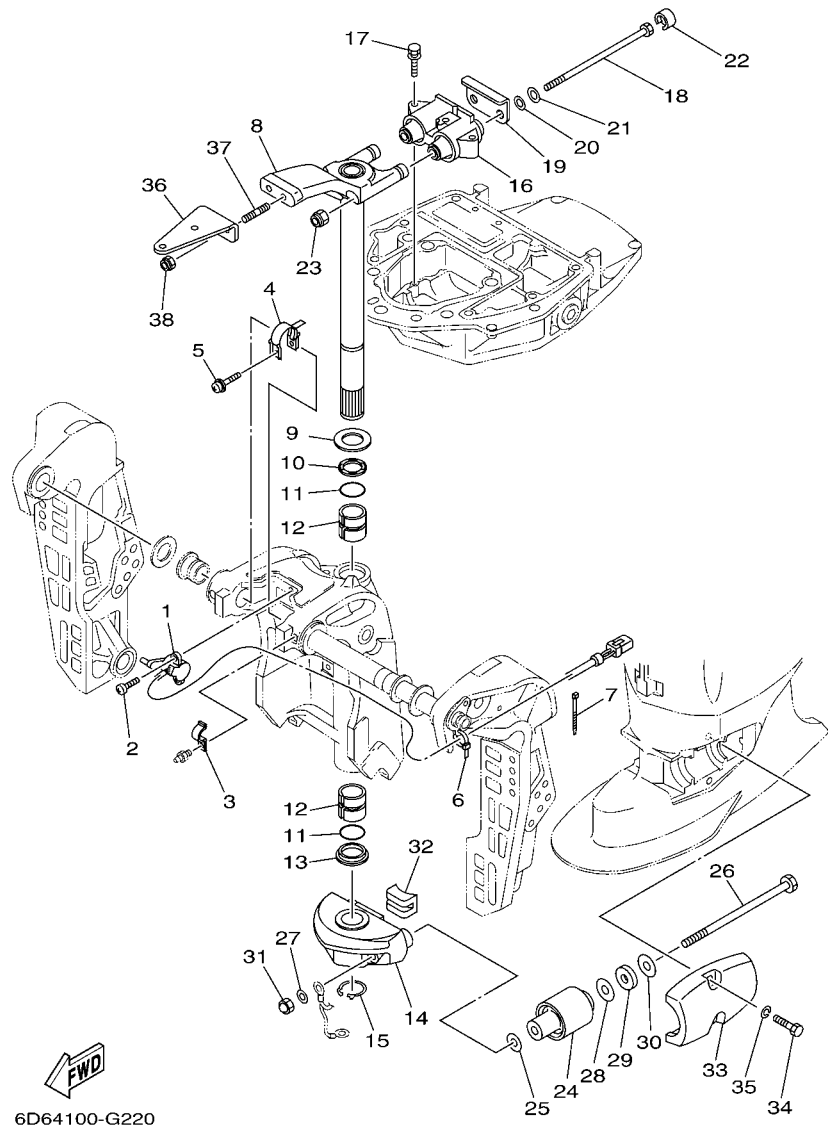


6D64100-G220

FIG. 22 BRACKET 2

SUPPORT 2

REF. NO.	PART NO. N° PIECES	DESCRIPTION DESCRIPTION	6D75	6D95	REMARKS REMARQUES
1	67H-83672-00	TRIM SENDER INCLINER RACCORD	1	1	
2	97885-06016	SCREW, PAN HEAD VIS, A ENCOCHE	2	2	
3	90465-08M63	CLAMP BRIDE	1	1	
4	64E-43139-10	CAM, TRIM SENDER VILEBREQUIN TRUM	1	1	
5	90159-05059	SCREW, WITH WASHER VIS, AVEC RONDELLE	1	1	
6	90465-11M10	CLAMP BRIDE	1	1	
7	90465-11M10	CLAMP BRIDE	3	3	
8	67F-42510-11-8D	STEERING BRACKET ASSY DIRECTION SUPPORT (ENS.)	1	1	
9	90201-30M00	WASHER, PLATE RONDELLE, PLATE	1	1	
10	90386-30M78	BUSH DOUILLE	1	1	
11	93210-29M94	O-RING JOINT TORIQUE	2	2	
12	90386-30M77	BUSH DOUILLE	2	2	
13	90386-30M60	BUSH DOUILLE	1	1	
14	67F-44551-00-8D	HOUSING, LOWER MOUNT RUBBER BOITIER, SILENT-BLOC INFERIEUR	1	1	
15	93410-28M06	CIRCLIP CLIPS	1	1	
16	67F-44514-00-94	MOUNT DAMPER, UPPER SIDE SILENT-BLOC, SUPERIEUR LATERAL	1	1	
17	90119-08091	BOLT, WITH WASHER BOULON, AVEC RONDELLE	3	3	
18	90109-12007	BOLT BOULON	2	2	
19	67F-44526-00	PLATE PLAQUE	1	1	
20	90201-12M16	WASHER, PLATE RONDELLE, PLATE	2	2	
21	90201-13M01	WASHER, PLATE RONDELLE, PLATE	2	2	
22	67F-44533-00	DAMPER, UPPER MOUNT RUBBER COUVERCLE, SUSPENSION INFERIEUR	2	2	
23	95780-12300	NUT, FLANGE ECROU	2	2	
24	67F-44555-00-94	MOUNT DAMPER, LOWER SIDE SILENT-BLOC, INFERIEUR LATERAL	2	2	
25	90201-13M03	WASHER, PLATE RONDELLE, PLATE	2	2	
26	90109-12012	BOLT BOULON	2	2	
27	90201-12M16	WASHER, PLATE RONDELLE, PLATE	2	2	



6D64100-G220

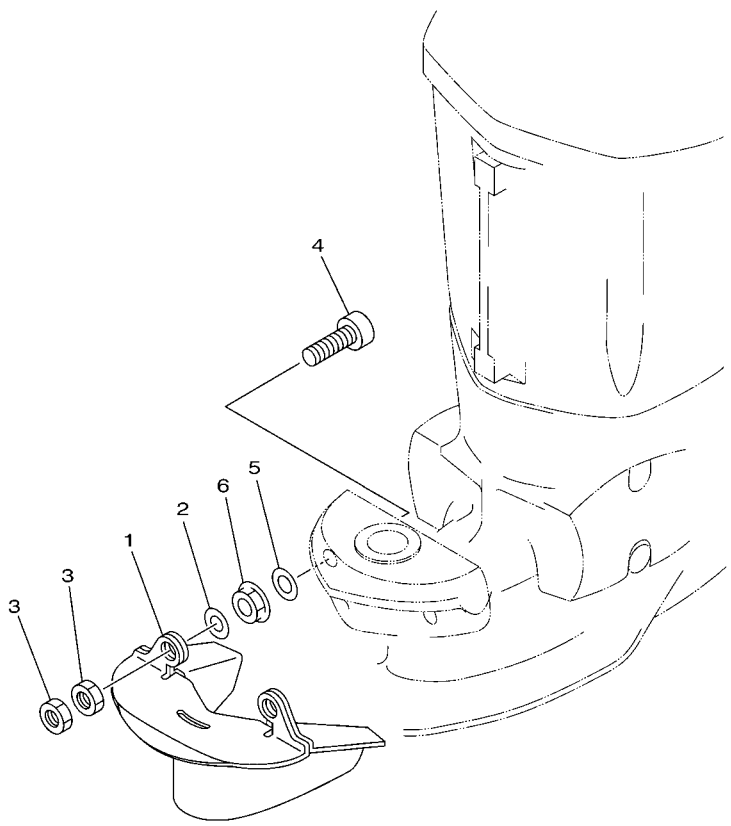
FIG. 22 BRACKET 2

SUPPORT 2

REF. NO.	PART NO. N° PIECES	DESCRIPTION DESCRIPTION			REMARKS REMARQUES
			6D75	6D95	
28	90201-24M02	WASHER, PLATE RONDELLE, PLATE	2	2	
29	90202-25M04	WASHER, PLATE RONDELLE, PLATE	2	2	
30	90201-13M19	WASHER, PLATE RONDELLE, PLATE	2	2	
31	95380-12800	NUT, CROWN ECROU, BORGNE	2	2	
32	67F-44575-00	DAMPER, LOWER MOUNT RUBBER SILENT-BLOC, INFERIEUR	1	1	
33	67F-44553-00-8D	COVER, LOWER MOUNT COUVERCLE, SUSPENSION INFERIEUR	2	2	
34	97075-10040	BOLT BOULON	4	4	
35	92995-10100	WASHER RONDELLE	4	4	
36	67F-48511-00-8D	HOOK, STEERING ATTACHE, DIRECTION	1	1	
37	90116-10175	BOLT, STUD GOUJON	2	2	
38	90185-10051	NUT, SELF-LOCKING ECROU, AUTO-BLOQUANT	2	2	
-----					
-----					
-----					
-----					
-----					
-----					
-----					
-----					
-----					
-----					
-----					

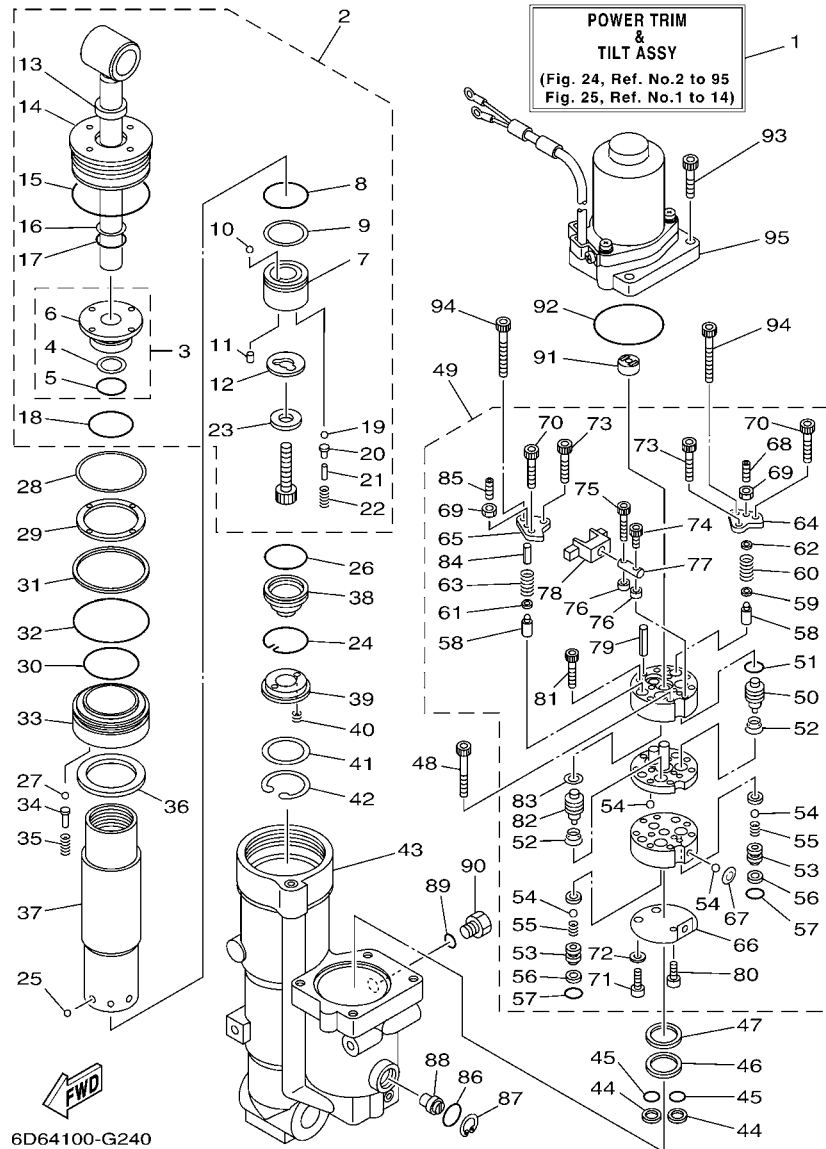
FIG. 23 OPTIONAL PARTS

PIECES OPTIONNELLES



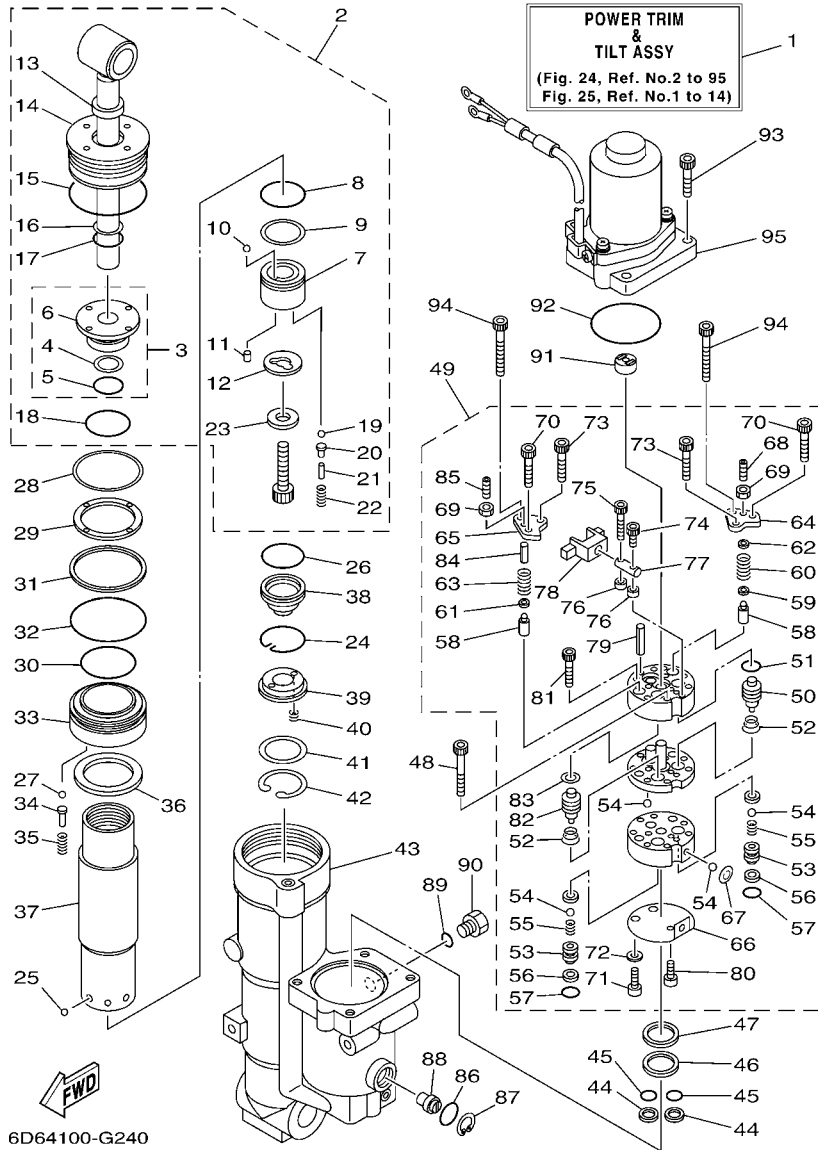
REF. NO.	PART NO. N° PIECES	DESCRIPTION DESCRIPTION	6D75	6D95		REMARKS REMARQUES
1	67F-45180-00-4D	PLATE, SPLASH PLAQUE, EAU	1	1		AP AP
2	90201-12M01	WASHER, PLATE RONDELLE, PLATE	2	2		AP AP
3	95380-12700	NUT ECROU	4	4		AP AP
4	90110-12M00	BOLT, HEXAGON SOCKET HEAD BOULON, TETE HEXAGONALE CREUSE	2	2		AP AP
5	90201-12M16	WASHER, PLATE RONDELLE, PLATE	2	2		AP AP
6	95780-12300	NUT, FLANGE ECROU	2	2		AP AP
<hr/>						
<hr/>						
<hr/>						
<hr/>						
<hr/>						
<hr/>						
<hr/>						
<hr/>						
<hr/>						
<hr/>						

  
6D62100-E230



**FIG. 24 POWER TRIM & TILT ASSY 1 PUISSANCE PARER ET INCLINER 1**

REF. NO.	PART NO. N° PIECES	DESCRIPTION DESCRIPTION	6D75	6D95	REMARKS REMARQUES
1	6D8-43800-01-8D	POWER TRIM & TILT ASSY PUISSANCE PARER ET INCLINER (E	1	1	
2	67F-43810-01	TILT PISTON SUB ASSY INCLINER PISTON AUXILIAIRE(ENS	1	1	
3	67F-4380R-00	.CYLINDER END SUB ASSY .CYLINDRE RACCORD (ENS.)	1	1	
4	6H1-43872-10	..RING, BACK UP ..RESSORT	1	1	
5	93210-18397	..O-RING ..JOINT TORIQUE	1	1	
6	67F-43862-00	..SCREW, CYLINDER END ..VIS	1	1	
7	67F-4385A-01	.PISTON, TILT .PISTON	1	1	
8	93210-29375	.O-RING .JOINT TORIQUE	1	1	
9	62X-43871-00	.RING, BACK UP .SEGMENT	1	1	
10	93501-08001	.BALL .BILLE	1	1	
11	93602-07244	.PIN, DOWEL .GOUJON	2	2	
12	67F-22435-00	.PLATE, VALVE 2 .PLAQUE, CLAPET 2	1	1	
13	6H1-43812-00	.SEAL, DUST .JOINT	1	1	
14	67F-43821-00	.SCREW, TRIM CYLINDER END .VIS	1	1	
15	67F-43861-00	.O-RING .JOINT TORIQUE	1	1	
16	6H1-43872-10	.RING, BACK UP .RESSORT	1	1	
17	93210-18397	.O-RING .JOINT TORIQUE	1	1	
18	62X-43862-00	.O-RING .JOINT TORIQUE	1	1	
19	93501-08001	.BALL .BILLE	2	2	
20	65W-4386A-00	.PIN, ABSORBER VALVE .GOUPILLE, SOUPAPE	2	2	
21	688-4386F-00	.PIN, STRAIGHT .RESSORT	2	2	
22	65W-43853-00	.SPRING, MAIN VALVE .RESSORT	2	2	
23	67F-43893-00	.WASHER .RONDELLE	1	1	
24	67F-43875-00	RING, SNAP RESSORT	1	1	
25	93503-16003	BALL BILLES	6	6	
26	67F-43863-00	O-RING JOINT TORIQUE	1	1	
27	93501-08001	BALL BILLE	5	5	

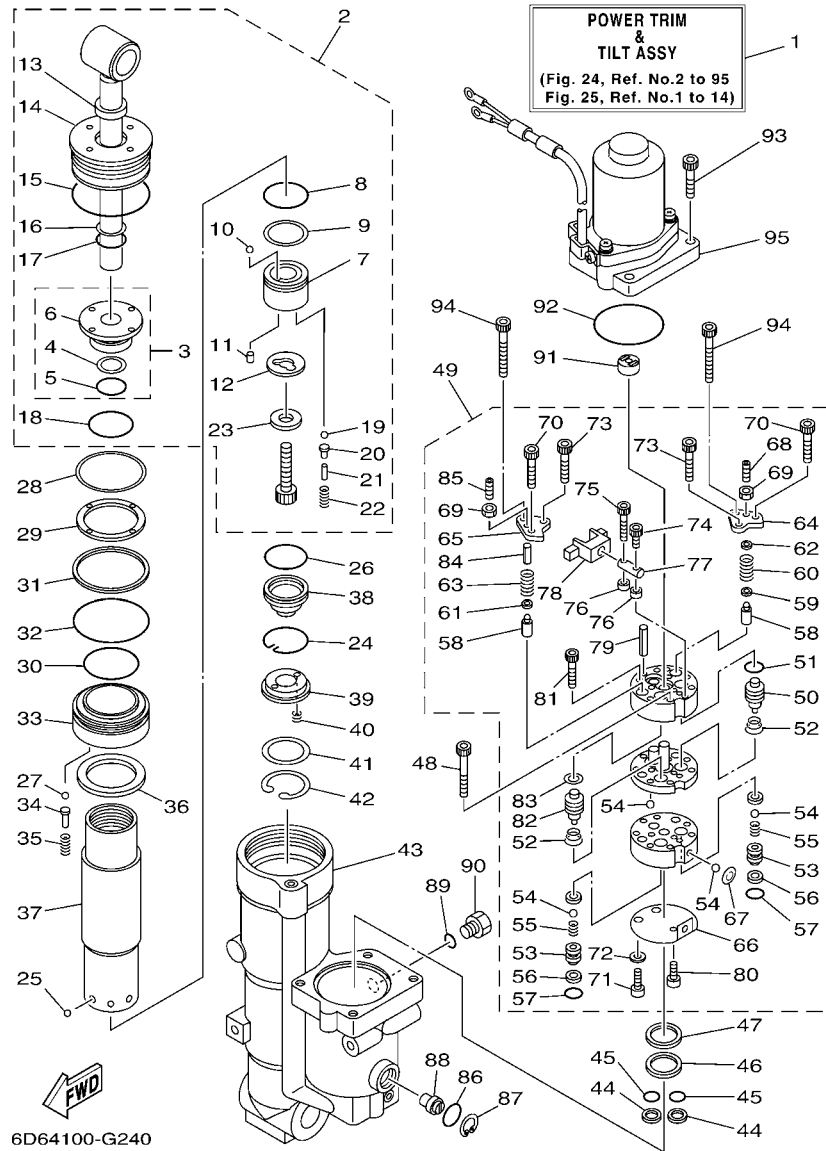


6D64100-G240

**FIG. 24 POWER TRIM & TILT ASSY 1 PUISSANCE PARER ET INCLINER 1**

REF. NO.	PART NO. N° PIECES	DESCRIPTION DESCRIPTION			REMARKS REMARQUES
			6D75	6D95	
28	67F-43899-00	PLATE STOPPER PLAQUETTE	1	1	
29	67F-43816-00	FILTER 1 FILTRE 1	1	1	
30	67F-43862-00	SCREW, CYLINDER END VIS	1	1	
31	67F-43871-00	RING, BACK UP SEGMENT	1	1	
32	62X-43865-00	O-RING JOINT TORIQUE	1	1	
33	67F-4388A-00	PISTON, TRIM PISTON	1	1	
34	6T4-4386A-00	PIN, ABSORBER VALVE GOUPILLE, SOUPAPE	5	5	
35	67F-43857-00	SPRING, ABSORBER VALVE RESSORT	5	5	
36	67F-4381J-00	PLATE PLAQUE	1	1	
37	67F-22471-01	CYLINDER, SHOCK ABSORBER CYLINDRE, AMORTISSEUR	1	1	
38	67F-4381B-00	FREE PISTON SUB ASSY PISTON AUXILIAIRE (ENS.)	1	1	
39	62X-43899-00	PLATE STOPPER PLAQUETTE	1	1	
40	62X-4384H-00	SPRING RESSORT	2	2	
41	1UF-22434-00	PLATE, VALVE 1 PLATEAU, SOUPAPE 1	1	1	
42	62X-43875-00	RING, SNAP RESSORT	1	1	
43	6D8-4380K-00	CYLINDER, TILT SUB ASSY CYLINDRE	1	1	
44	6C6-43817-00	FILTER 2 FILTRE 2	2	2	
45	69J-4389J-00	O-RING JOINT TORIQUE	2	2	
46	6C5-43816-00	FILTER 1 FILTRE 1	1	1	
47	6C5-4380G-00	PLATE PLAQUE	1	1	
48	91312-05045	BOLT BOULON	2	2	
49	6D8-43830-00	GEAR PUMP ASSY POMPE A PIGNON (ENS.)	1	1	
50	6C6-43841-00	PISTON, SHUTTLE PISTON	1	1	
51	6H1-43883-00	O-RING JOINT TORIQUE	1	1	
52	6C6-43894-00	SPRING, SHUTTLE RETURN RESSORT	2	2	
53	6C6-4382E-00	ADAPTOR 2 ADAPTEUR 2	2	2	
54	93505-32038	BALL BILLE	6	6	





6D64100-G240

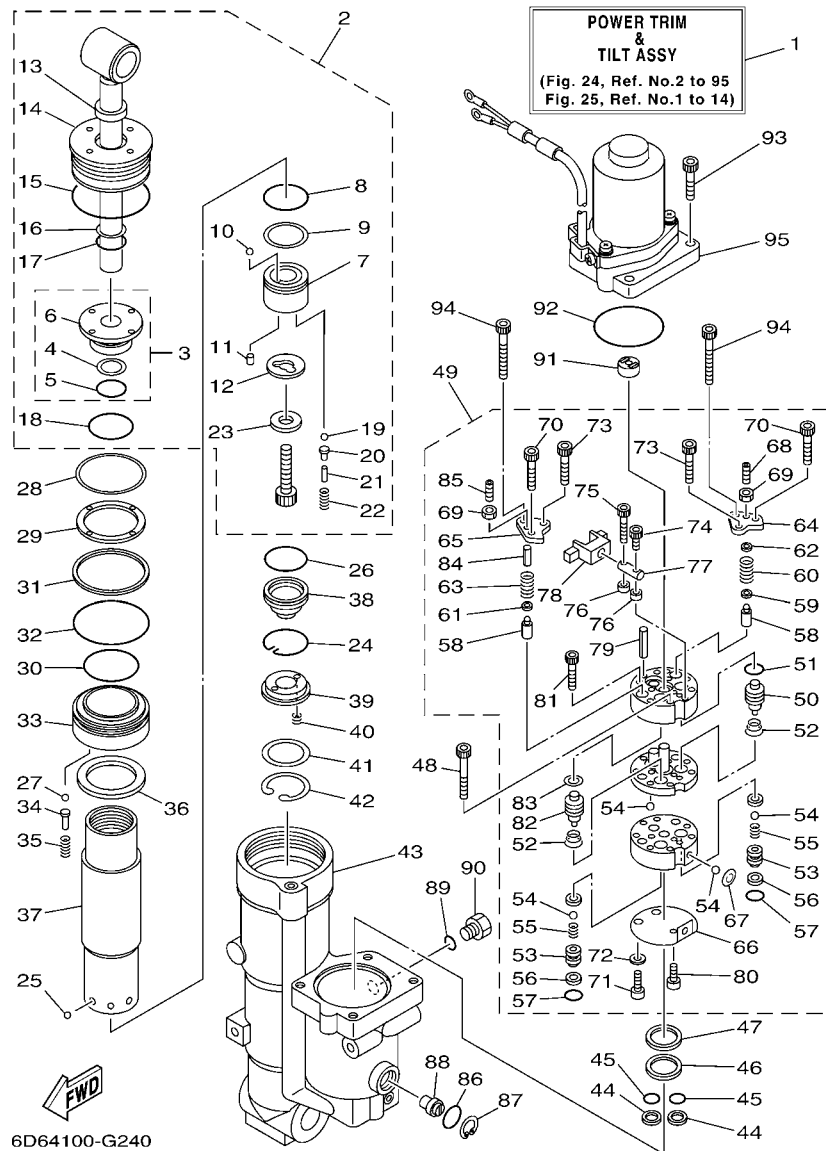
FIG. 24 POWER TRIM & TILT ASSY 1

PUISSANCE PARER ET INCLINER 1

REF. NO.	PART NO. N° PIECES	DESCRIPTION DESCRIPTION	6D75	6D95	REMARKS REMARQUES
55	6C6-43853-00	.SPRING, MAIN VALVE .RESSORT	2	2	
56	6C6-4387G-00	.WASHER .RONDELLE	2	2	
57	69J-4389J-00	.O-RING .JOINT TORIQUE	2	2	
58	6C5-43851-00	.SEAT, RELIEF VALVE .SIEGE	2	2	
59	6C5-43893-00	.WASHER .RONDELLE	1	1	
60	6D8-43855-00	.SPRING, UP RELIEF .RESSORT	1	1	
61	6C6-43893-00	.WASHER .RONDELLE	1	1	
62	6C5-4381K-00	.HOLDER .SUPPORT	1	1	
63	6D8-43856-00	.SPRING, DOWN RELIEF .RESSORT	1	1	
64	6C5-4382K-00	.CAP, RELIEF VALVE .CHAPEAU	1	1	
65	6C5-4382L-00	.CAP, RELIEF VALVE .CAPUCHON	1	1	
66	6C5-43895-00	.SEAT, RELIEF VALVE .SIEGE	1	1	
67	6C5-43854-00	.SPRING, MANUAL RELEASE .RESSORT	1	1	
68	92A08-03110	.SCREW SET .VIS	1	1	
69	95302-03600	.NUT .ECROU	2	2	
70	91312-05030	.BOLT .BOULON	2	2	
71	6C6-43878-00	.BOLT, SOCKET .BOULON	2	2	
72	62Y-4387G-00	.WASHER .RONDELLE	2	2	
73	91312-04030	.BOLT .BOULON	2	2	
74	91312-03016	.BOLT .BOULON	1	1	
75	6C6-4388E-00	.PLUG, TAPER SCREW .BOUCHON	1	1	
76	6C6-4388F-00	.SPACER .ENTRETOISE	2	2	
77	6C6-4386G-00	.PIN, STRAIGHT 2 .RESSORT 2	1	1	
78	6C6-4386E-00	.LEVER 1 .LEVIER 1	1	1	
79	91609-50028	.PIN, SPRING .AXE DE RESSORT	2	2	
80	91312-03005	.BOLT .BOULON	1	1	
81	91312-05025	.BOLT .BOULON	2	2	

FIG. 24 POWER TRIM & TILT ASSY 1

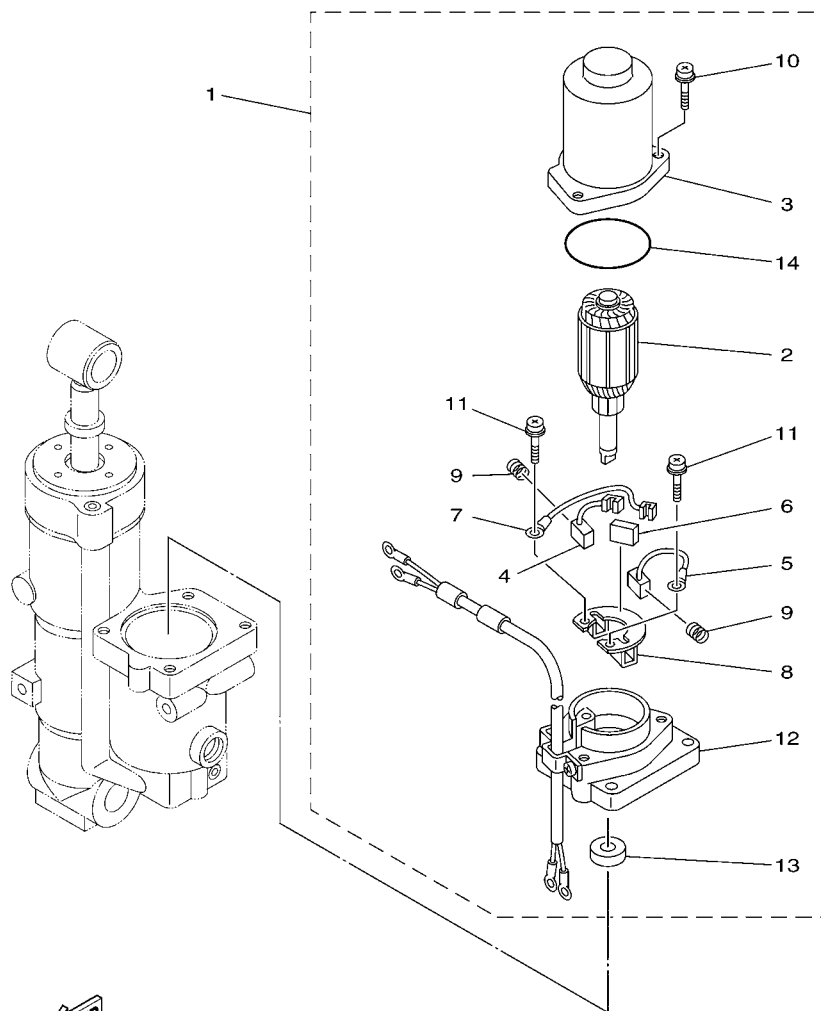
PUISSANCE PARER ET INCLINER 1



REF. NO.	PART NO. N° PIECES	DESCRIPTION DESCRIPTION			REMARKS REMARQUES
			6D75	6D95	
82	6C5-43841-00	.PISTON, SHUTTLE .PISTON	1	1	
83	6C5-43872-00	.RING, BACK UP .RESSORT	1	1	
84	6D8-4381G-00	.PIN 1 .GOUPILLE 1	1	1	
85	92A08-03012	.SCREW SET .VIS	1	1	
86	93210-18397	O-RING JOINT TORIQUE	1	1	
87	6H1-43875-00	RING, SNAP RESSORT	1	1	
88	6D8-43845-00	SCREW, MANUAL RELEASE VIS	1	1	
89	93210-09165	O-RING JOINT TORIQUE	1	1	
90	6H1-43829-00	PLUG, RESERVOIR BOUCHON	1	1	
91	6D8-43831-00	CONNECTOR, SHAFT RACCORD	1	1	
92	93210-64488	O-RING JOINT TORIQUE	1	1	
93	65W-43888-00	BOLT, SOCKET BOULON	4	4	
94	91312-05050	BOLT BOULON	2	2	
95	6D8-43880-01	MOTOR ASSY MOTEUR (ENS.)	1	1	REFER TO FIG.25 REFER TO FIG.25

FIG. 25 POWER TRIM & TILT ASSY 2

PUISSANCE PARER ET INCLINER 2

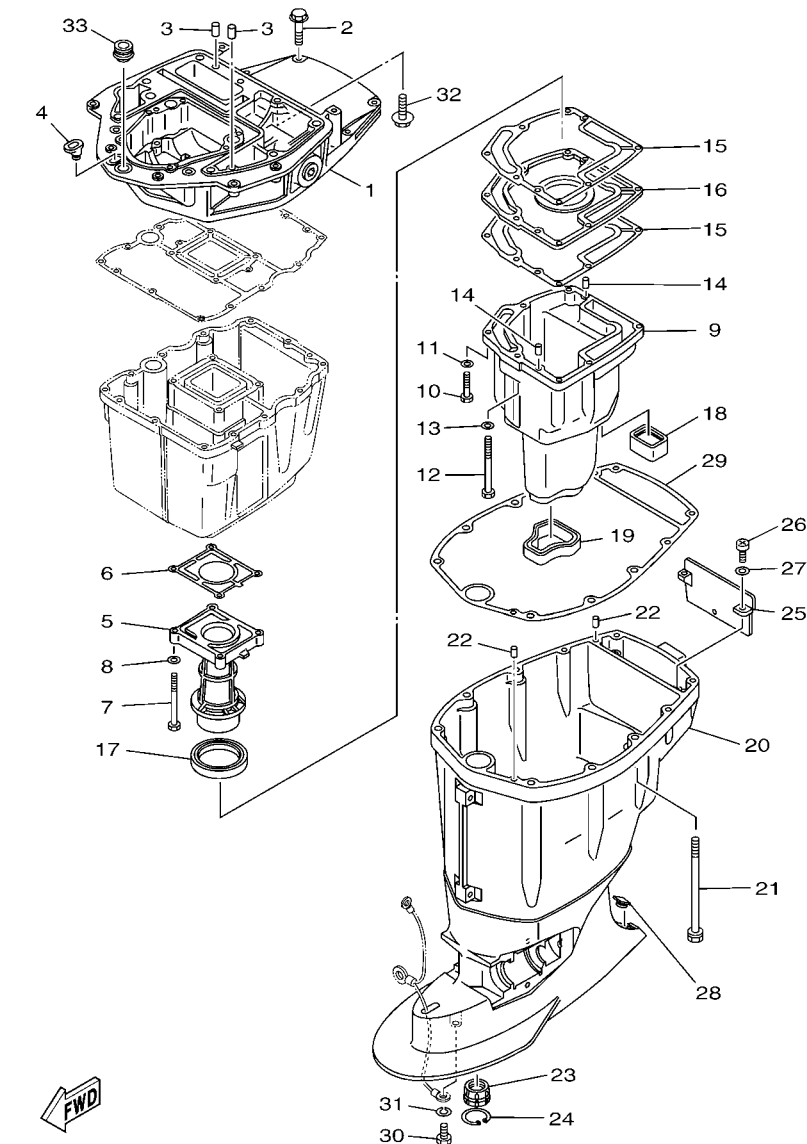


  
6D63100-F250

REF. NO.	PART NO. N° PIECES	DESCRIPTION DESCRIPTION	6D75	6D95	REMARKS REMARQUES
1	6D8-43880-01	MOTOR ASSY MOTEUR (ENS.)	1	1	
2	6D8-43805-01	.ARMATURE ASSY .INDUIT (ENS.)	1	1	
3	6D8-43804-01	.STATOR ASSY .STATOR (ENS.)	1	1	
4	6H1-43891-11	.BRUSH 1 .BALAI 1	1	1	
5	6H1-43892-11	.BRUSH 2 .BALAI 2	1	1	
6	6H1-82181-10	.CIRCUIT BREAKER COMP. .RUPTEUR COMPLET	1	1	
7	62X-43807-00	.WIRE SUB ASSY .AUXILIAIRE CABLE (ENS.)	1	1	
8	6H1-4380F-11	.PLATE, BRUSH HOLDER .PLAQUE	1	1	
9	62X-4386K-00	.SPRING, BRUSH .RESSORT, BALAI	2	2	
10	97980-05225	.SCREW, WITH WASHER .VIS, AVEC RONDELLE	3	3	
11	97602-04216	.SCREW, PAN HEAD WITH WASHER .VIS	2	2	
12	6D8-43881-01	.FRAME, END .BATI	1	1	
13	93102-08414	.OIL SEAL .JOINT SPY	1	1	
14	93210-554A9	.O-RING .JOINT TORIQUE	1	1	

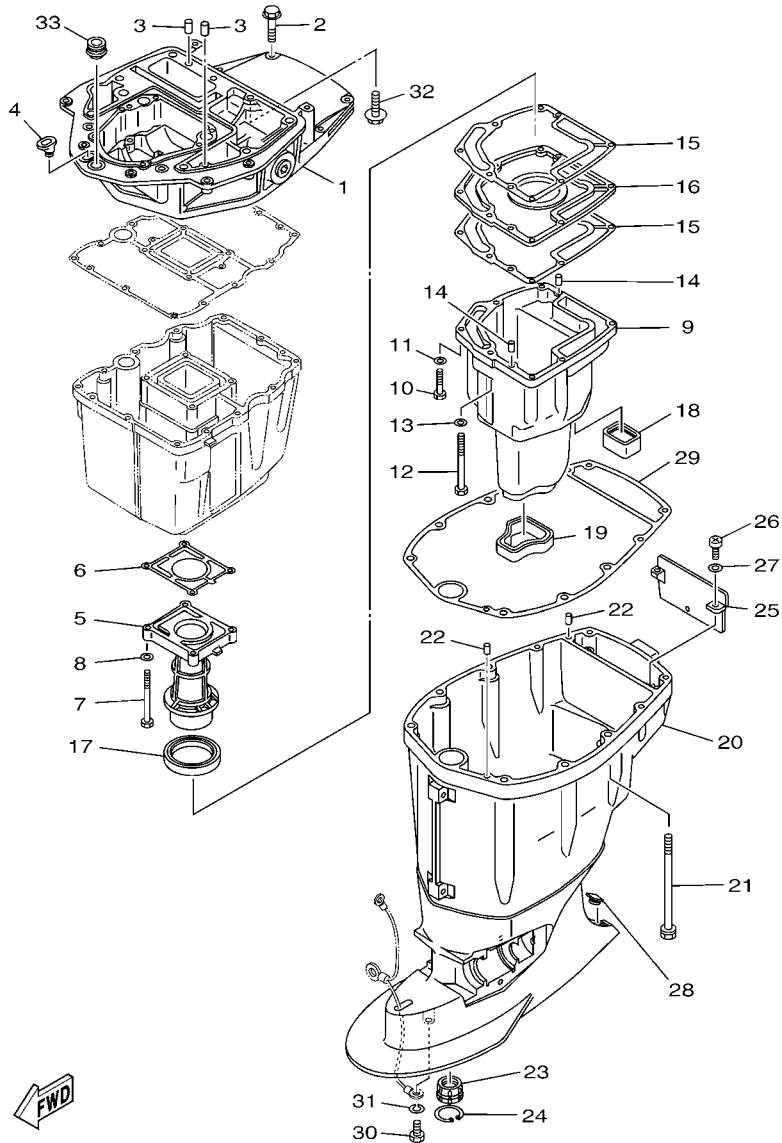
FIG. 26 UPPER CASING

FOURREAU



6D61110-D290

REF. NO.	PART NO. N° PIECES	DESCRIPTION DESCRIPTION			REMARKS REMARQUES
			6D75	6D95	
1	6D8-41137-00-94	GUIDE, EXHAUST COLLECTEUR D'ECHAPPEMENT	1	1	
2	97575-08540	BOLT, WITH WASHER VIS HEXAGONAL AVEC RONDELLE	4	4	
3	93608-16M16	PIN, DOWEL AXE	2	2	
4	6G1-42727-00	GROMMET PASSE-FIL	1	1	
5	67F-41131-01-5B	MANIFOLD, EXT. 1 PIPE D'ECHAPPEMENT	1	1	
6	67F-41133-A1	GASKET, EXHAUST MANIFOLD 1 JOINT, PIPE D'ECHAPPEMENT	1	1	
7	97075-06070	BOLT BOULON	4	4	
8	92995-06600	WASHER RONDELLE	4	4	
9	67F-14711-00-5B	MUFFLER 1 POT D'ECHAPPEMENT 1	1	1	
10	97075-06030	BOLT BOULON	6	6	
11	92995-06600	WASHER RONDELLE	6	6	
12	97075-06050	BOLT BOULON	1	1	
13	92995-06600	WASHER RONDELLE	1	1	
14	93606-19M23	PIN, DOWEL GOUPILLE	2	2	
15	67F-41134-A0	GASKET, EXHAUST MANIFOLD JOINT, PIPE D'ECHAPPEMENT	2	2	
16	67F-45181-00-5B	PLATE PLAQUETTE	1	1	
17	67F-41138-00	SEAL, EXT. 1 JOINT DE GROUPE 1	1	1	
18	67F-45127-00	SEAL JOINT	1	1	
19	67F-45123-00	GASKET, MUFFLER JOINT, POT DE DETENTE	1	1	
20	67F-45111-11-8D	CASING, UPPER FOURREAU	1	1	
21	90119-10M08	BOLT, WITH WASHER BOULON, AVEC RONDELLE	6	6	
22	93608-16M16	PIN, DOWEL AXE	2	2	
23	67F-45318-00	BUSHING, DRIVE SHAFT DOUILLE, ARBRE MOTEUR	1	1	
24	93420-36M01	CIRCLIP CIRCLIP, TYPE S	1	1	
25	67F-45151-00	COVER, UPPER CASING CAPUCHON, FOURREAU	1	1	
26	97880-06016	SCREW, PAN HEAD VIS, TETE TRONCONIQUE	2	2	
27	92990-06600	WASHER, PLATE RONDELLE, PLATE	2	2	

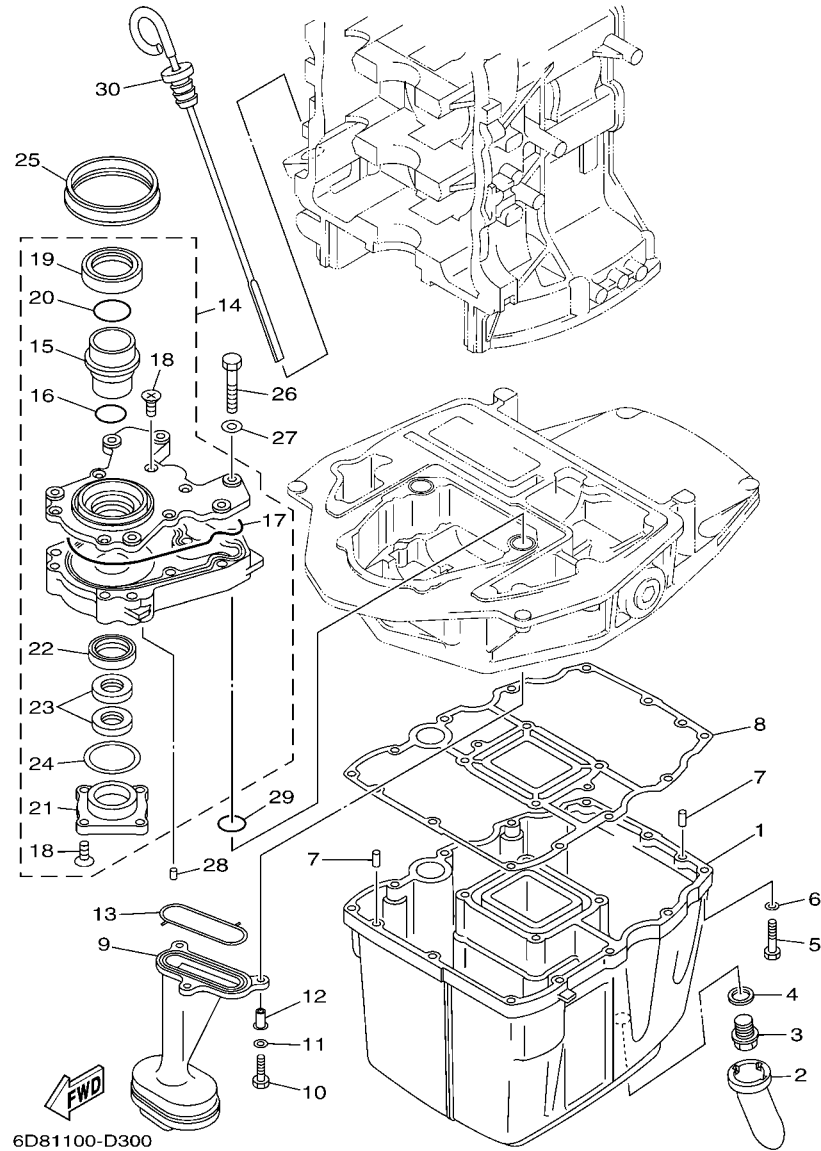


6D61110-D290

FIG. 26 UPPER CASING

FOURREAU

REF. NO.	PART NO. N° PIECES	DESCRIPTION DESCRIPTION	6D75	6D95			REMARKS REMARQUES
			1	1			
28	67F-45155-00	CAP CAPUCHON	1	1			
29	67F-45113-00	GASKET, UPPER CASING JOINT, TUBE D'ARBRE	1	1			
30	97095-08016	BOLT BOULON	1	1			
31	92995-08100	WASHER RONDELLE	1	1			
32	90119-08M58	BOLT, WITH WASHER BOULON, AVEC RONDELLE	2	2			
33	67F-42724-00	GROMMET PASSE-FIL	1	1			



6D81100-D300

FIG. 27 OIL PAN

VENTILATEUR D'HUILE

REF. NO.	PART NO. N° PIECES	DESCRIPTION DESCRIPTION	6D75	6D95		REMARKS REMARQUES
1	67F-15311-03-5B	OIL PAN VENTILATEUR D'HUILE	1	1		
2	63P-15316-00	DAMPER 1 AMORTISSEUR 1	1	1		
3	90340-14M06	PLUG, STRAIGHT SCREW PLOT, FILETE DROIT	1	1		
4	90430-14M09	GASKET JOINT	1	1		
5	97075-06025	BOLT BOULON	12	12		
6	92995-06600	WASHER RONDELLE	12	12		
7	93606-12019	PIN, DOWEL GOUPILE	2	2		
8	68V-15312-00	GASKET, OIL PAN JOINT DE VENTILATEUR D'HUILE	1	1		
9	67F-13411-00	STRAINER, OIL FILTRE, HUILE	1	1		
10	97027-06025	BOLT, HEXAGON BOULON	3	3		
11	92907-06600	WASHER, PLATE RONDELLE	3	3		
12	90387-06M64	COLLAR COLLERETTE	3	3		
13	67F-13415-00	SEAL, OIL STRAINER JOINT, FILTRE A HUILE	1	1		
14	67F-13300-10	OIL PUMP ASSY POMPE A HUILE COMPLETE	1	1		
15	67F-13314-02	.SHAFT, PUMP .AXE DE POMPE	1	1		
16	67F-13473-01	.O-RING .JOINT TORIQUE	1	1		
17	67F-13329-00	.GASKET, PUMP COVER .JOINT, COUVERCLE DE POMPE	1	1		
18	67F-13495-00	.SCREW .VIS	10	10		
19	67F-13119-01	.OIL SEAL .JOINT SPY	1	1		
20	67F-13769-00	.O-RING .JOINT TORIQUE	1	1		
21	67F-13914-00	.HOUSING, PUMP .CORPS, POMPE	1	1		
22	67F-13631-03	.OIL SEAL .JOINT SPY	1	1		
23	67F-13149-00	.OIL SEAL .JOINT SPY	2	2		
24	67F-13339-00	.GASKET, PUMP COVER .BAINT, COUVERCLE DE POME	1	1		
25	67F-13338-00	SEAL JOINT	1	1		
26	97095-06045	BOLT BOULON	6	6		
27	92995-06600	WASHER RONDELLE	6	6		

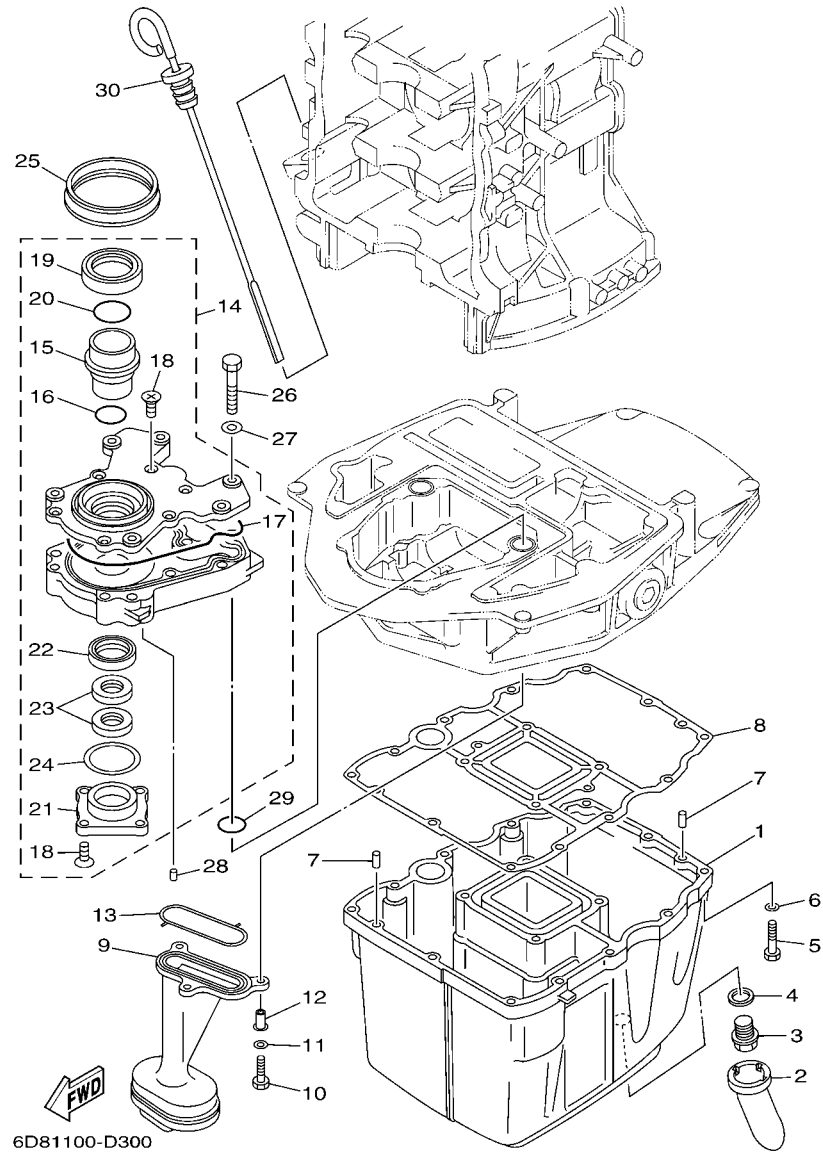


FIG. 27 OIL PAN

VENTILATEUR D'HUILE

REF. NO.	PART NO. N° PIECES	DESCRIPTION DESCRIPTION	6D75	6D95			REMARKS REMARQUES
28	93604-12M07	PIN, DOWEL CLAVETTE	2	2			
29	93210-19MJ1	O-RING JOINT TORIQUE	2	2			
30	6D8-15362-00	PLUG, OIL LEVEL PLOT, NIVEAU D'HUILE	1	1			

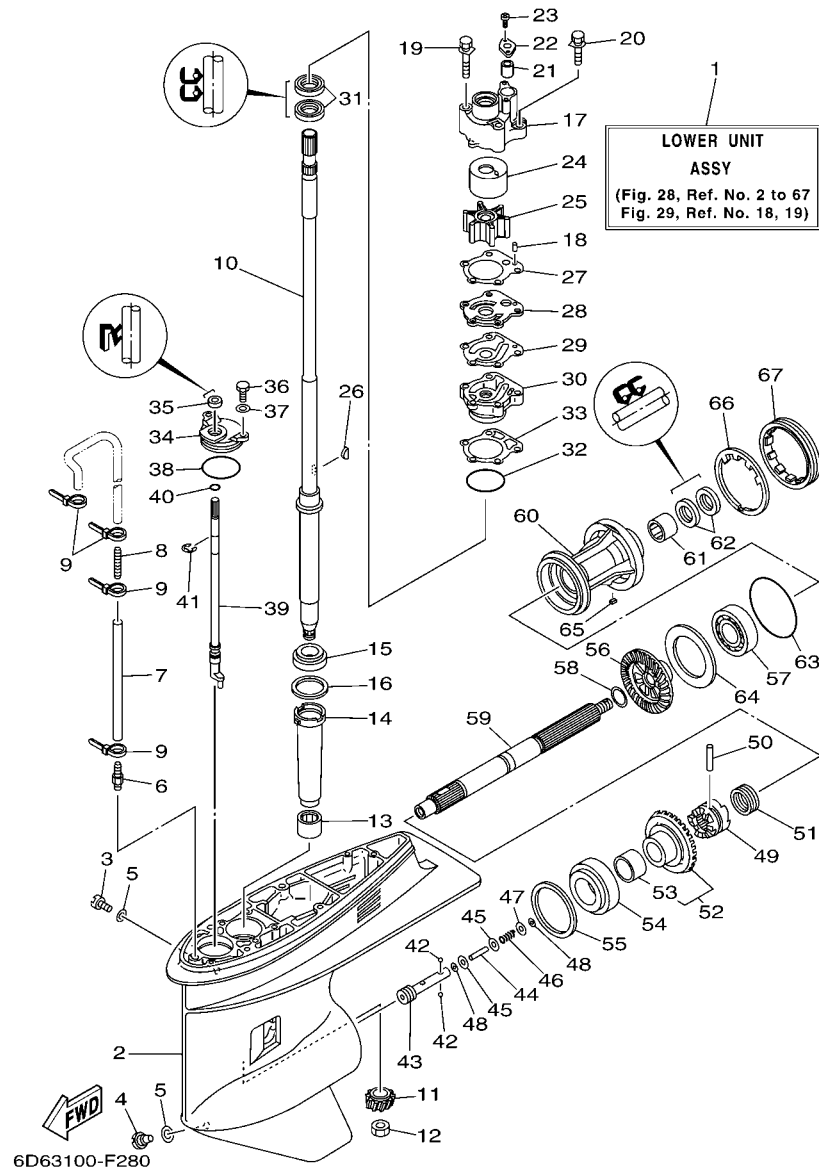


FIG. 28 LOWER CASING & DRIVE 1

BOITIER D'HELICE TRANSMISSION1

REF. NO.	PART NO. N° PIECES	DESCRIPTION DESCRIPTION	6D75	6D95	REMARKS REMARQUES
1	6D9-45300-11-8D	LOWER UNIT ASSY UNITE INFERIEURE (ENS.)	1	1	L(21.1") L(21.1")
2	67F-45301-00-8D	CASING, LOWER BEQUILLE	1	1	
3	90340-08002	PLUG, STRAIGHT SCREW PLOT, FILETE DROIT	1	1	
4	688-45341-10	PLUG, DRAIN BOUCHON DE VIDANGE	1	1	
5	90430-08020	GASKET JOINT	2	2	
6	6E5-45378-00	NIPPLE, HOSE RACCORD, TUYAU	1	1	
7	90445-07M31	HOSE (L200) DURITE (L200)	1	1	L(21.1") L(21.1")
8	6E5-83558-10	END, NIPPLE RACCORD DE NIPPLE	1	1	
9	90465-11M10	CLAMP BRIDE	4	4	
10	67F-45501-10	DRIVE SHAFT COMP. ARBRE MOTEUR COMP.	1	1	L(21.1") L(21.1")
11	6D9-45551-00	PINION (13T) PIGNON D'ATTAQUE (13D)	1	1	
12	90170-16M01	NUT ECROU	1	1	
13	93315-52563	BEARING ROULEMENT	1	1	
14	688-45536-01	SLEEVE, DRIVE SHAFT MANCHON, ARBRE MOTEUR	1	1	
15	93332-000U3	BEARING ROULEMENT	1	1	
16	688-45587-01	SHIM (T:0.10MM) CALE (T:0.10MM)	1	1	UR UR
	688-45587-10	SHIM (T:0.12MM) CALE (T:0.12MM)	1	1	UR UR
	688-45587-20	SHIM (T:0.15MM) CALE (T:0.15MM)	1	1	UR UR
	688-45587-30	SHIM (T:0.18MM) CALE (T:0.18MM)	1	1	UR UR
	688-45587-40	SHIM (T:0.30MM) CALE (T:0.30MM)	1	1	UR UR
	688-45587-50	SHIM (T:0.40MM) CALE (T:0.40MM)	1	1	UR UR
	688-45587-60	SHIM (T:0.50MM) CALE (T:0.50MM)	1	1	UR UR
17	67F-44311-01	HOUSING, WATER PUMP CORPS, POMPE A EAU	1	1	
18	93604-10M03	PIN, DOWEL CLAVETTE	2	2	
19	90119-08M87	BOLT, WITH WASHER BOULON, AVEC RONDELLE	2	2	
20	90119-08M13	BOLT, WITH WASHER BOULON, AVEC RONDELLE	2	2	
21	663-44366-00	DAMPER, WATER SEAL JOINT, TUBE D'EAU	1	1	



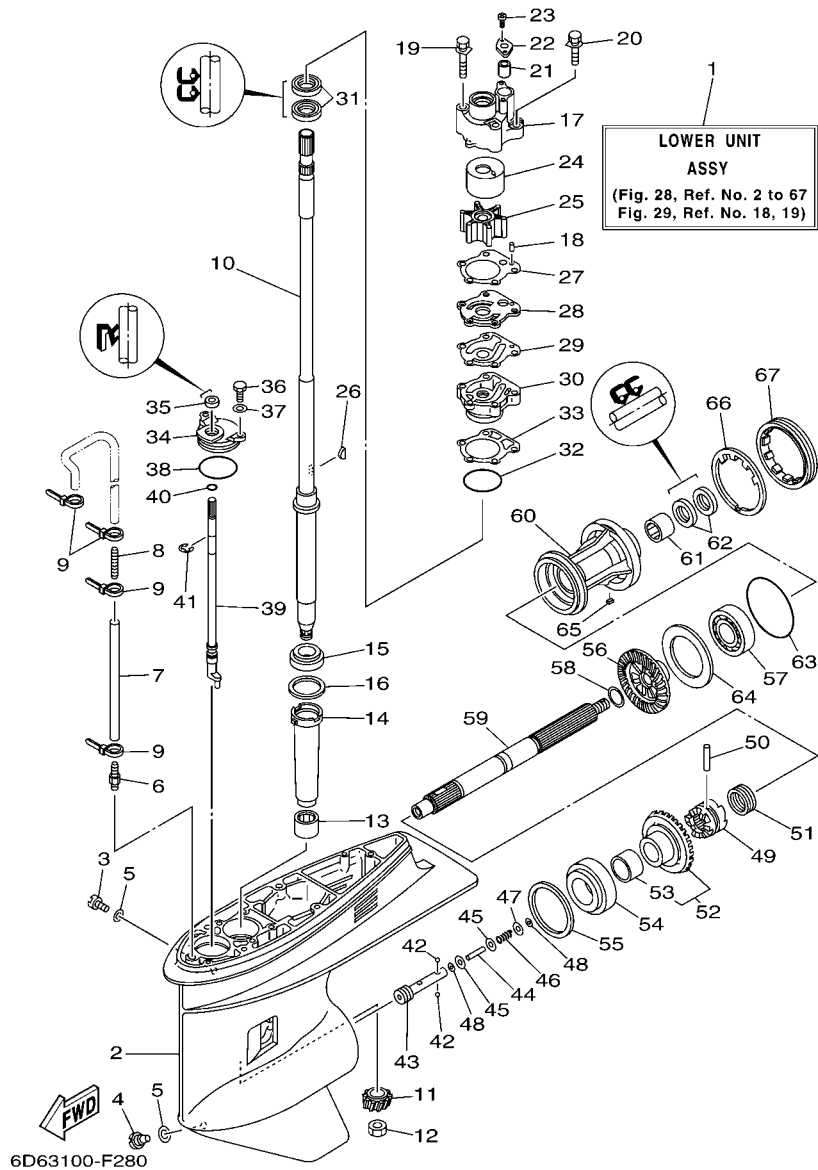


FIG. 28 LOWER CASING & DRIVE 1 BOITIER D'HELICE TRANSMISSION1

REF. NO.	PART NO. N° PIECES	DESCRIPTION DESCRIPTION	6D75	6D95	REMARKS REMARQUES
22	90480-19M06	GROMMET PASSE-FIL	1	1	
23	90160-04006	SCREW, ROUND TAPPING VIS, TETE RONDE FRAISEE	2	2	
24	67F-44322-00	INSERT, CARTRIDGE CUVETTE	1	1	
25	67F-44352-00	IMPELLER TURBINE	1	1	
26	90280-04M04	KEY, WOODRUFF CLAVETTE, DEMI-LUNE	1	1	
27	688-44315-A0	GASKET, WATER PUMP JOINT, POMPE A EAU	1	1	
28	67F-44323-00	OUTER PLATE, CARTRIDGE PLAQUE EXTERIEURE	1	1	
29	688-44324-A0	GASKET, CARTRIDGE JOINT	1	1	
30	6D8-44341-00-94	HOUSING, WATER PUMP CORPS, POMPE A EAU	1	1	
31	93101-25M03	OIL SEAL JOINT SPY	2	2	
32	93210-46044	O-RING JOINT TORIQUE	1	1	
33	688-44316-A0	GASKET, WATER PUMP JOINT, POMPE A EAU	1	1	
34	688-45321-00	PLATE PLAQUETTE	1	1	
35	93106-09014	OIL SEAL JOINT SPY	1	1	
36	97095-06016	BOLT BOULON	2	2	
37	92995-06600	WASHER RONDELLE	2	2	
38	93210-49046	O-RING JOINT TORIQUE	1	1	
39	67F-44150-01	SHIFT CAM ASSY CAME D'INVERSION	1	1	
40	93210-07003	O-RING JOINT TORIQUE	1	1	
41	99001-08600	CIRCLIP CIRCLIP	1	1	
42	93503-16003	BALL BILLES	2	2	
43	67F-45634-00	SLIDE, SHIFT CONTRE-POUSSOIR	1	1	
44	6H1-45668-00	SHAFT, FREE AXE	1	1	
45	6H1-45635-00	PLUNGER, SHIFT POUSSOIR D'EMBRAYAGE	2	2	
46	90501-12M48	SPRING, COMPRESSION RESSORT, COMPRESSION	1	1	
47	90201-03313	WASHER, PLATE RONDELLE, PLATE	1	1	
48	90183-02M03	NUT, SPRING ECROU, RESSORT	2	2	

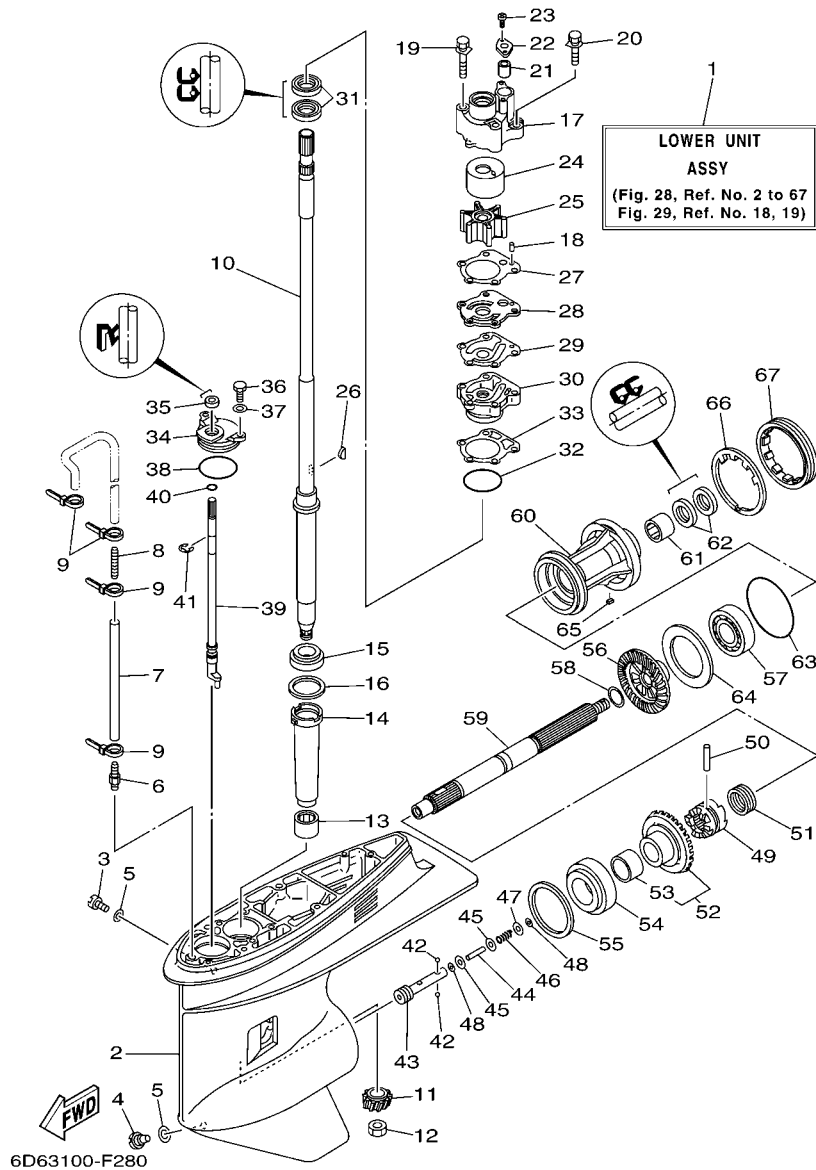


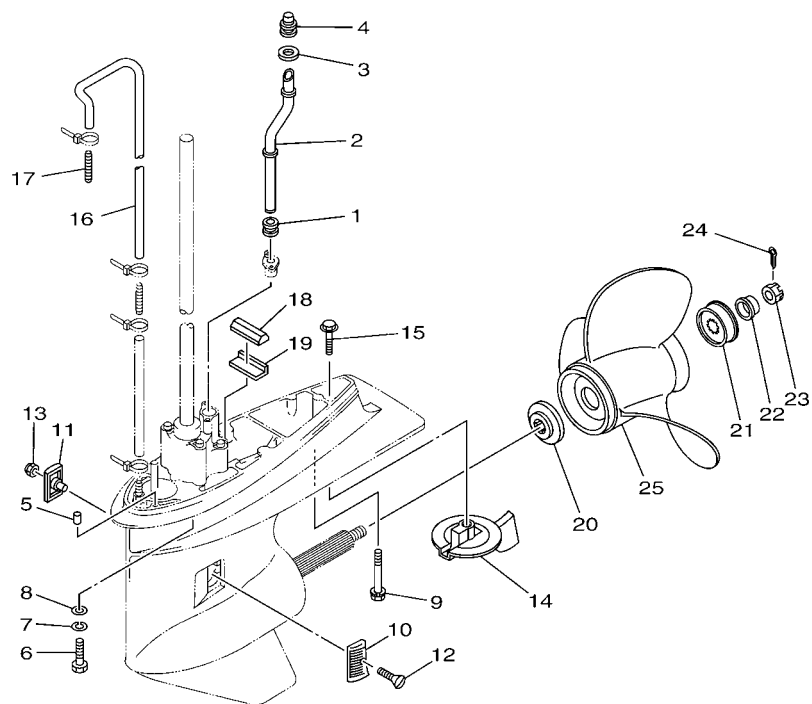
FIG. 28 LOWER CASING & DRIVE 1

BOITIER D'HELICE TRANSMISSION1

REF. NO.	PART NO. N° PIECES	DESCRIPTION DESCRIPTION	6D75	6D95	REMARKS REMARQUES
49	6D8-45631-00	CLUTCH, DOG CRABOT	1	1	
50	90250-07M02	PIN, STRAIGHT GOUPILLE, DROITE	1	1	
51	688-45633-00	RING, CROSS PIN JONC, GOUPILLE CRABOT	1	1	
52	67F-45560-00	GEAR 1 (30T) PIGNON 1 (30T)	1	1	
53	93317-322V0	.BEARING .ROULEMENT	1	1	
54	93332-000UD	BEARING ROULEMENT	1	1	
55	688-45567-01	SHIM (T:0.10MM) CALE (T:0.10MM)	1	1	UR
	688-45567-10	SHIM (T:0.12MM) CALE (T:0.12MM)	1	1	UR
	688-45567-20	SHIM (T:0.15MM) CALE (T:0.15MM)	1	1	UR
	688-45567-30	SHIM (T:0.18MM) CALE (T:0.18MM)	1	1	UR
	688-45567-40	SHIM (T:0.30MM) CALE (T:0.30MM)	1	1	UR
	688-45567-50	SHIM (T:0.40MM) CALE (T:0.40MM)	1	1	UR
	688-45567-60	SHIM (T:0.50MM) CALE (T:0.50MM)	1	1	UR
56	6D9-45571-00	GEAR 2 (30T) PIGNON 2 (30T)	1	1	
57	93306-207U0	BEARING ROULEMENT	1	1	
58	90201-25M05	WASHER, PLATE RONDELLE, PLATE	1	1	
59	67F-45611-01	SHAFT, PROPELLER ARBRE, HELICE	1	1	
60	67F-45331-00-94	HOUSING, BEARING FLASQUE, ROULEMENT	1	1	
61	93317-325U0	BEARING ROULEMENT	1	1	
62	93101-25M03	OIL SEAL JOINT SPY	2	2	
63	93210-86M39	O-RING JOINT TORIQUE	1	1	
64	67F-45576-00	WASHER, THRUST RONDELLE DE CALAGE	1	1	
65	90282-04010	KEY, STRAIGHT CLAVETTE, DROITE	1	1	
66	688-45383-02	WASHER, CLAW FREIN D'ECROU	1	1	
67	688-45384-00	NUT ECROU	1	1	

FIG. 29 LOWER CASING & DRIVE 2

BOITIER D'HELICE TRANSMISSION2

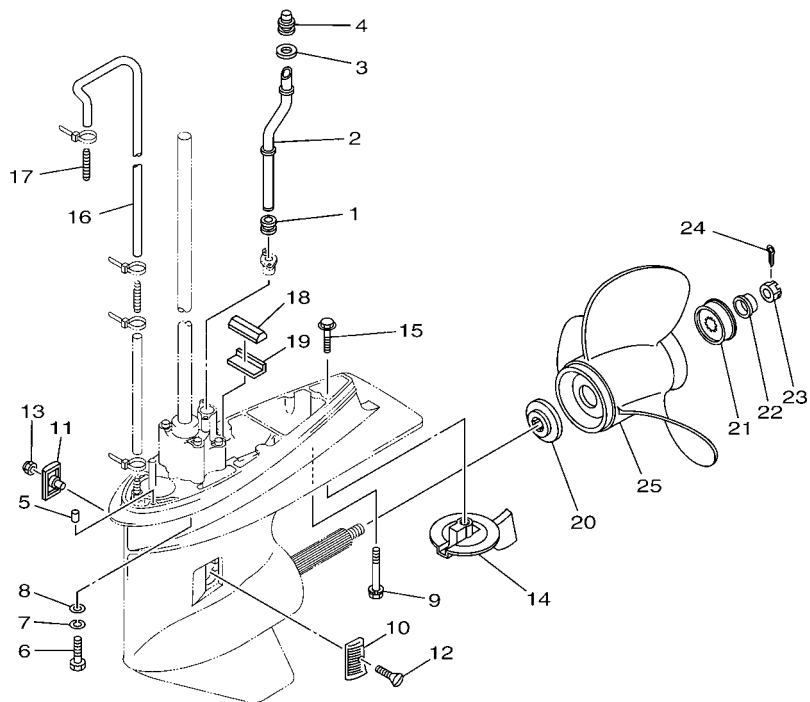


  
6D81100-D320

REF. NO.	PART NO. N° PIECES	DESCRIPTION DESCRIPTION	6D75	6D95	REMARKS REMARQUES
1	663-44367-00	DAMPER, WATER SEAL JOINT TUBE D'EAU	1	1	
2	6D8-44361-00	TUBE, WATER TUBE D'EAU	1	1	L(21.1") L(21.1")
3	6D8-44314-00	SPACER ENTRETOISE	1	1	
4	67F-44365-00	DAMPER, WATER SEAL JOINT, TUBE D'EAU	1	1	
5	93606-12019	PIN, DOWEL GOUPILLE	2	2	
6	97075-10040	BOLT BOULON	4	4	L(21.1") L(21.1")
7	92995-10100	WASHER RONDELLE	4	4	L(21.1") L(21.1")
8	92995-10600	WASHER RONDELLE	4	4	L(21.1") L(21.1")
9	90119-08M84	BOLT, WITH WASHER BOULON, AVEC RONDELLE	1	1	L(21.1") L(21.1")
10	6H1-45214-00	COVER, WATER INLET 1 GRILLE, ENTREE D'EAU 1	1	1	
11	6H1-45215-00	COVER, WATER INLET 2 GRILLE, ENTREE D'EAU 2	1	1	
12	90151-05M00	SCREW, COUNTERSUNK VIS, TETE NOYEE	1	1	
13	90185-05002	NUT, SELF-LOCKING ECROU, AUTO-BLOQUANT	1	1	
14	67F-45371-00	TAB-TRIM ANODE DERIVE	1	1	
15	90105-10M67	BOLT, FLANGE BOULON	1	1	
16	90445-07ME0	HOSE (L1220) DURITE (L1220)	1	1	
17	6E5-83558-00	END, NIPPLE RACCORD DE NIPPLE	1	1	
18	688-45375-00	DAMPER, SEAL BOURRELET, CAOUTCHOUC	1	1	
19	663-45376-00-94	GUIDE, SEAL DAMPER BUTEE, JOINT CAOUTCHOUC	1	1	
20	688-45987-01	SPACER ENTRETOISE	1	1	
21	67F-45997-00	SPACER ENTRETOISE	1	1	
22	90389-25M00	BUSH DOUILLE	1	1	
23	90171-16011	NUT, CASTLE ECROU, CRENELE	1	1	
24	91490-40025	PIN, COTTER GOUPILLE	1	1	
25	6E5-45941-00-EL	PROPELLER (3X13"X19"-K) HELICE (3X13"X19"-K)	1	1	UR UR
	6E5-45943-00-EL	PROPELLER (3X12-5/8"X21"-K) HELICE (3X12-5/8"X21"-K)	1	1	UR UR
	6E5-45945-01-EL	PROPELLER (3X13-1/4"X17"-K) HELICE (3X13-1/4"X17"-K)	1	1	UR UR

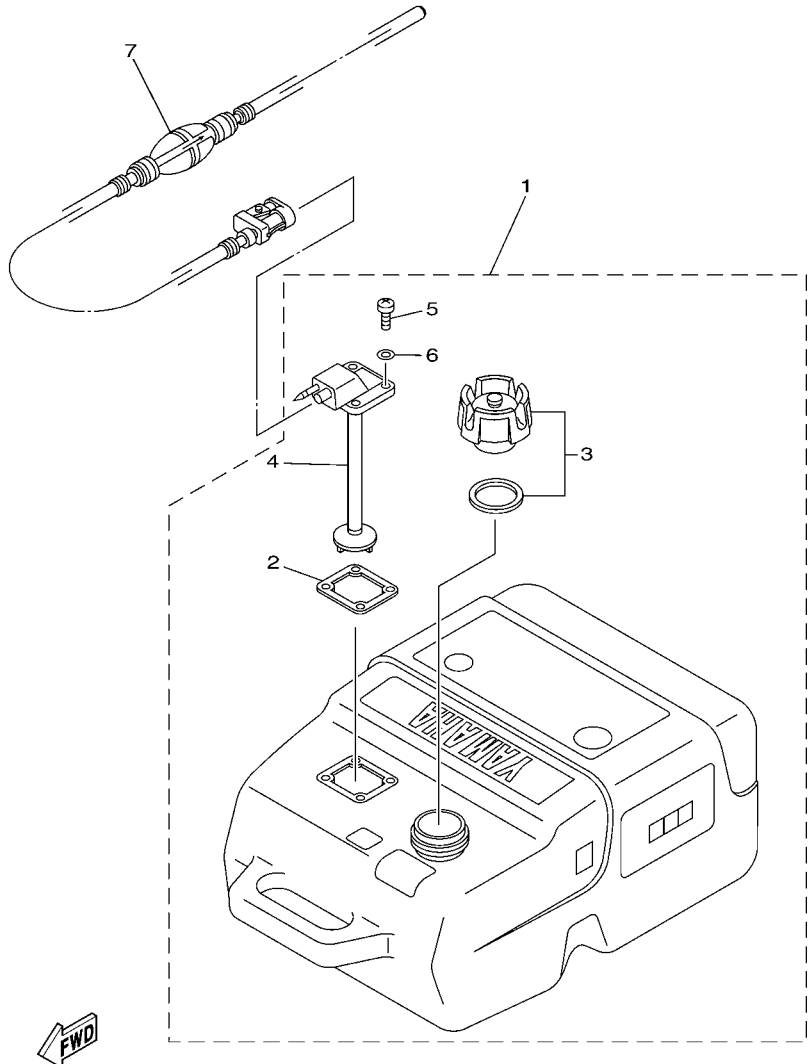
FIG. 29 LOWER CASING & DRIVE 2

BOITIER D'HELICE TRANSMISSION2



6D81100-D320

REF. NO.	PART NO. N° PIECES	DESCRIPTION DESCRIPTION	6D75	6D95		REMARKS REMARQUES
25	6E5-45947-00-EL	PROPELLER (3X13-1/2"X15"-K) HELICE (3X13-1/2"X15"-K)	1	1		UR UR
	6E5-45949-00-EL	PROPELLER (3X13-5/8"X13"-K) HELICE (3X13-5/8"X13"-K)	1	1		UR UR
	6E5-45952-00-EL	PROPELLER (3X13"X23"-K) HELICE (3X13"X23"-K)	1	1		UR UR
	6E5-45954-00-EL	PROPELLER (3X14"X11"-K) HELICE (3X14"X11"-K)	1	1		UR UR
	6E5-45956-00-EL	PROPELLER (3X13"X25"-K) HELICE (3X13"X25"-K)	1	1		UR UR
	6E5-45958-00-EL	PROPELLER (3X13-5/8"X14"-K) HELICE (3X13-5/8"X14"-K)	1	1		UR UR
	688-45970-03-98	PROPELLER (3X13"X19"-K) HELICE (3X13"X19"-K)	1	1		UR UR
	688-45972-02-98	PROPELLER (3X13"X21"-K) HELICE (3X13"X21"-K)	1	1		UR UR
	688-45974-02-98	PROPELLER (3X13"X23"-K) HELICE (3X13"X23"-K)	1	1		UR UR
	688-45976-01-98	PROPELLER (3X13"X25"-K) HELICE (3X13"X25"-K)	1	1		UR UR
	688-45978-60-98	PROPELLER (3X13-1/2"X16"-K) HELICE (3X13-1/2"X16"-K)	1	1		UR UR
	688-45930-02-98	PROPELLER (3X13"X17"-K) HELICE (3X13"X17"-K)	1	1		UR UR
	688-45932-60-98	PROPELLER (3X13-1/2"X14"-K) HELICE (3X13-1/2"X14"-K)	1	1		UR UR

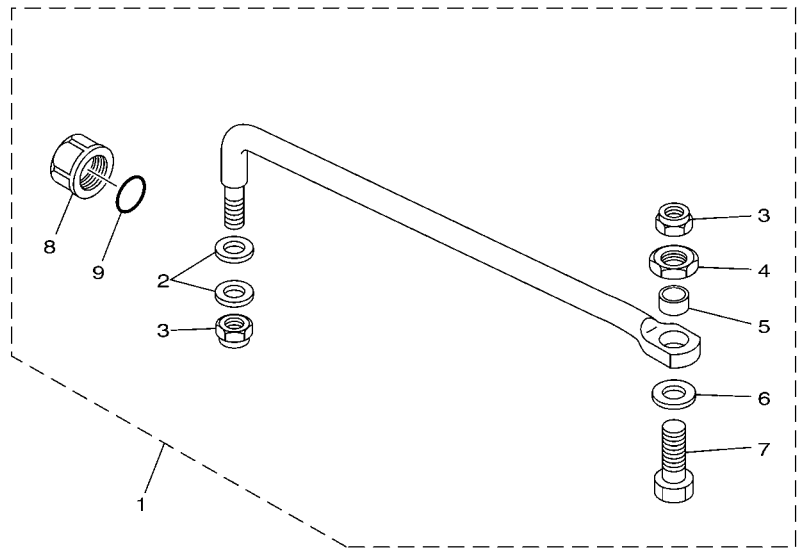


6D71300-D320

FIG. 30 FUEL TANK

RESERVOIR A CARBURANT

REF. NO.	PART NO. N° PIECES	DESCRIPTION DESCRIPTION	6D75	6D95		REMARKS REMARQUES
1	6YK-24201-03	FUEL TANK ASSY (25L) RESERVOIR A ESSENCE (ENS.) 25L	1			AP AP
2	6YL-24268-01	.GASKET, FUEL METER .JOINT, JAUGE A CARBURANT	1			
3	6YK-24610-01	.CAP ASSY .BOUCHON	1			
4	6YK-24260-01	.FUEL METER ASSY .INDICATEUR DE CARBURANT	1			
5	90157-05M16	.SCREW, PAN HEAD .VIS, TETE TRONCONIQUE	4			
6	6YL-24329-00	.SEAL .JOINT	4			
7	6YK-24306-44	FUEL PIPE COMP. 1 DURITE A ESSENCE 1	1			AP AP
<hr/>						
<hr/>						
<hr/>						
<hr/>						
<hr/>						
<hr/>						
<hr/>						
<hr/>						
<hr/>						
<hr/>						
<hr/>						



67F0010-9250

FIG. 31 STEERING GUIDE

FIXATION DE DIRECTION

REF. NO.	PART NO. N° PIECES	DESCRIPTION DESCRIPTION	6D75	6D95		REMARKS REMARQUES
1	67F-61350-00	STEERING GUIDE ATTACHMENT KIT FIXATIONS DE DIRECTION	1	1		AP AP
2	90201-10M20	.WASHER, PLATE .RONDELLE, PLATE	2	2		
3	90185-09M01	.NUT, SELF-LOCKING .ECROU,AUTO-BLOQUANT	2	2		
4	90170-09M03	.NUT .ECROU	1	1		
5	90387-10M42	.COLLAR .COLLERETTE	1	1		
6	90201-10M63	.WASHER, PLATE .RONDELLE, PLATE	1	1		
7	90101-09M01	.BOLT .BOULON	1	1		
8	6E5-43145-01	.CAP. CLAMP BRACKET .CAPUCHON, PRESSE	1	1		
9	93210-16275	.O-RING .JOINT TORIQUE	1	1		

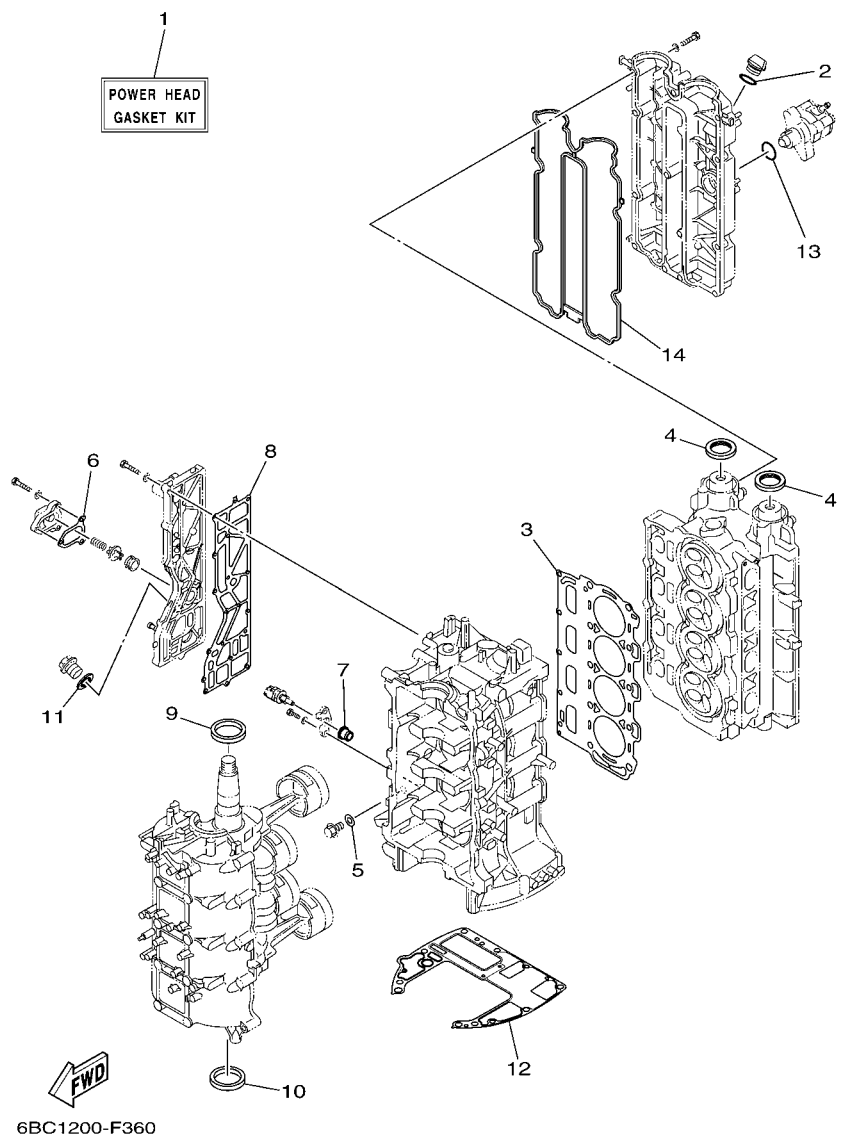
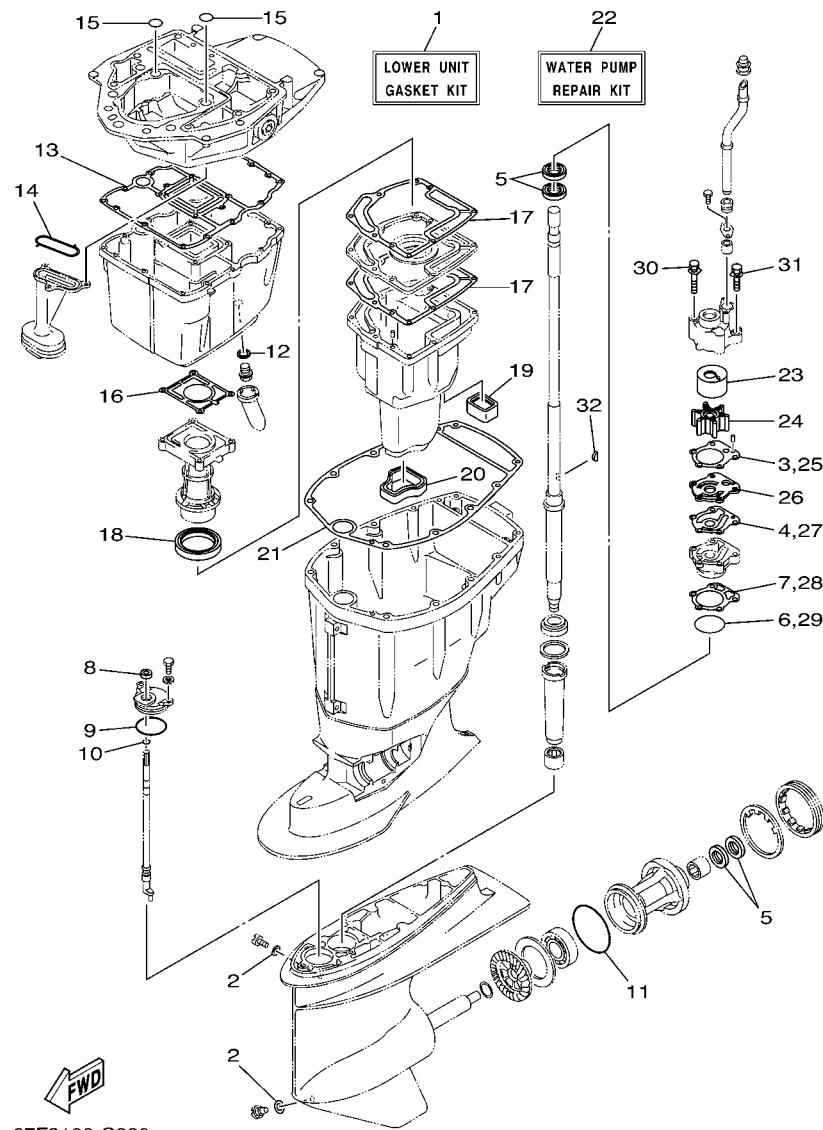


FIG. 32 REPAIR KIT 1

KITS DE REPARATION 1

REF. NO.	PART NO. N° PIECES	DESCRIPTION DESCRIPTION	6D75	6D95		REMARKS REMARQUES
1	6D8-W0001-02	POWER HEAD GASKET KIT POCHETTE DE JINTS TETE MOTRICE	1	1		
2	93210-24M79	.O-RING .JOINT TORIQUE	1	1		
3	67F-11181-03	.GASKET, CYLINDER HEAD 1 .JOINT, DE CULASSE 1	1	1		
4	93102-38008	.OIL SEAL .JOINT SPY	2	2		
5	90430-14115	.GASKET .JOINT	1	1		
6	67F-12435-A0	.GASKET .JOINT	1	1		
7	68V-85753-00	.GASKET, SENDER UNIT .JOINT, DE PERCEPTION	1	1		
8	67F-41114-A2	.GASKET, EXHAUST OUTER COVER .JOINT, COUVERCLE D'ECHAPPEMENT	1	1		
9	93102-48008	.OIL SEAL .JOINT SPY	1	1		
10	93101-48001	.OIL SEAL .JOINT SPY	1	1		
11	90430-18130	.GASKET .JOINT	1	1		
12	68V-11351-00	.GASKET, CYLINDER .JOINT, D'EMBASE	1	1		
13	93210-30682	.O-RING .JOINT TORIQUE	1	1		
14	6D8-11356-01	.SEAL, CYLINDER 2 .JOINT, SPY CYLINDRE	1	1		



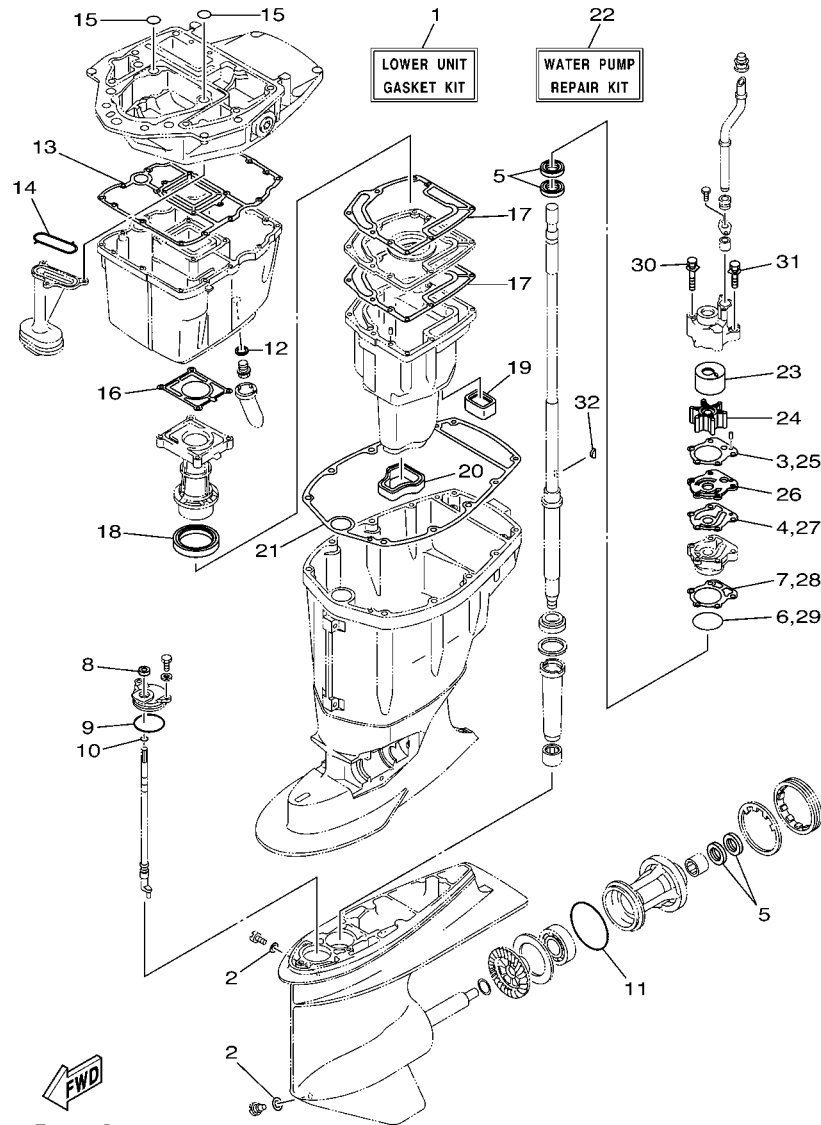
67F3100-C380

FIG. 33 REPAIR KIT 2

KITS DE REPARATION 2

REF. NO.	PART NO. N° PIECES	DESCRIPTION DESCRIPTION	6D75	6D95	REMARKS REMARQUES
1	67F-W0001-21	LOWER UNIT GASKET KIT POCHETTE DE JOINTS EMBASE	1	1	
2	90430-08020	.GASKET .JOINT	2	2	
3	688-44315-A0	.GASKET, WATER PUMP .JOINT, POMPE A EAU	1	1	
4	688-44324-A0	.GASKET, CARTRIDGE .JOINT	1	1	
5	93101-25M03	.OIL SEAL .JOINT SPY	4	4	
6	93210-46044	.O-RING .JOINT TORIQUE	1	1	
7	688-44316-A0	.GASKET, WATER PUMP .JOINT, POMPE A EAU	1	1	
8	93106-09014	.OIL SEAL .JOINT SPY	1	1	
9	93210-49046	.O-RING .JOINT TORIQUE	1	1	
10	93210-07003	.O-RING .JOINT TORIQUE	1	1	
11	93210-86M39	.O-RING .JOINT TORIQUE	1	1	
12	90430-14M09	.GASKET .JOINT	1	1	
13	68V-15312-00	.GASKET, OIL PAN .JOINT DE VENTILATEUR D'HUILE	1	1	
14	67F-13415-00	.SEAL, OIL STRAINER .JOINT, FILTRE A HUILE	1	1	
15	93210-19MJ1	.O-RING .JOINT TORIQUE	2	2	
16	67F-41133-A1	.GASKET, EXHAUST MANIFOLD 1 .JOINT, PIPE D'ECHAPPEMENT	1	1	
17	67F-41134-A0	.GASKET, EXHAUST MANIFOLD .JOINT, PIPE D'ECHAPPEMENT	2	2	
18	67F-41138-00	.SEAL, EXT. 1 .JOINT DE GROUPE 1	1	1	
19	67F-45127-00	.SEAL .JOINT	1	1	
20	67F-45123-00	.GASKET, MUFFLER .JOINT, POT DE DETENTE	1	1	
21	67F-45113-00	.GASKET, UPPER CASING .JOINT, TUBE D'ARBRE	1	1	
22	67F-W0078-00	WATER PUMP REPAIR KIT KIT DE REPARATION DE LA POMPE	1	1	
23	67F-44322-00	.INSERT, CARTRIDGE .CUVETTE	1	1	
24	67F-44352-00	.IMPELLER .TURBINE	1	1	
25	688-44315-A0	.GASKET, WATER PUMP .JOINT, POMPE A EAU	1	1	
26	67F-44323-00	.OUTER PLATE, CARTRIDGE .PLAQUE EXTERIEURE	1	1	
27	688-44324-A0	.GASKET, CARTRIDGE .JOINT	1	1	





67F3100-C380

FIG. 33 REPAIR KIT 2

KITS DE REPARATION 2

REF. NO.	PART NO. N° PIECES	DESCRIPTION DESCRIPTION			REMARKS REMARQUES
			6D75	6D95	
28	688-44316-A0	.GASKET, WATER PUMP .JOINT, POMPE A EAU	1	1	
29	93210-46044	.O-RING .JOINT TORIQUE	1	1	
30	90119-08M87	.BOLT, WITH WASHER .BOULON, AVEC RONDELLE	2	2	
31	90119-08M13	.BOLT, WITH WASHER .BOULON, AVEC RONDELLE	2	2	
32	90280-04M04	.KEY, WOODRUFF .CLAVETTE, DEMI-LUNE	1	1	
-----					
-----					
-----					
-----					
-----					
-----					
-----					
-----					
-----					
-----					

NUMERICAL INDEX  
INDEX NUMERIQUE

PART NO. N° PIECES	REF. NO.	PART NO. N° PIECES	REF. NO.	PART NO. N° PIECES	REF. NO.	PART NO. N° PIECES	REF. NO.	PART NO. N° PIECES	REF. NO.	PART NO. N° PIECES	REF. NO.
6D8-11110-01-9S	4 - 2	67F-12138-60	13 - 23	67F-12169-F0	5 - 11	6C5-13577-00	10 - 10	6D8-15362-00	27 - 30	6C5-24453-00	9 - 8
62Y-11119-00	2 - 8	67F-12153-00	5 - 9	67F-12169-G0	5 - 11	6C5-13593-00	9 - 20	6G8-15363-00	4 - 33	68V-24454-00	11 - 17
67F-11133-10	4 - 3	68V-12157-00	5 - 16	67F-12169-H0	5 - 11	67F-13631-03	27 - 22	6D8-15373-00	7 - 18	6D8-24469-00	11 - 7
67F-11168-00	4 - 19	67F-12168-00	5 - 10	67F-12169-J0	5 - 11	6D8-13641-00	6 - 2	6C5-21337-00	9 - 24	69J-24502-00	8 - 14
67F-11181-03	4 - 14	67F-12168-10	5 - 10	67F-12169-K0	5 - 11	6D8-13645-00	6 - 3	6D8-2134X-00	8 - 25	6D8-24519-00	11 - 8
	32 - 3	67F-12168-20	5 - 10	67F-12169-L0	5 - 11	6C5-13716-00	9 - 22	6C5-21841-00	10 - 11	6D8-2451B-00	10 - 21
6D8-11191-00-9S	4 - 18	67F-12168-30	5 - 10	67F-12169-M0	5 - 11	6C5-13739-00	10 - 22	1UF-22434-00	24 - 41	6D8-24560-00	11 - 3
67F-11192-01	4 - 26	67F-12168-40	5 - 10	67F-12169-N0	5 - 11	6D8-13750-00	6 - 5	67F-22435-00	24 - 12	6D8-24562-00	11 - 6
69J-11301-10	2 - 34	67F-12168-50	5 - 10	6D8-12171-00	5 - 12	6D8-13761-00	6 - 15	67F-22471-01	24 - 37	6D8-24563-00	11 - 4
	4 - 8	67F-12168-60	5 - 10	6D9-12171-00	5 - 12	67F-13769-00	27 - 20	6C5-2411M-00	10 - 13	6D8-24564-00	11 - 5
6E5-11325-00	2 - 16	67F-12168-70	5 - 10	67F-12181-00	5 - 13	6C5-13781-00	9 - 21	6D8-2413X-00	8 - 19	6D8-24566-00	11 - 10
68V-11325-02	2 - 35	67F-12168-80	5 - 10	6D9-12411-00	4 - 28	6C5-13906-01	9 - 9	68V-24149-00	11 - 25	6C5-24592-00	9 - 10
	4 - 9	67F-12168-A0	5 - 10	67F-12411-01	4 - 28	6C5-13907-00	9 - 17	69J-24170-00	8 - 8	6YK-24610-01	30 - 3
67F-11328-00	2 - 36	67F-12168-B0	5 - 10	67F-12412-00	4 - 29	6C5-13910-00	9 - 16	6D8-2417H-00	8 - 11	67F-28100-00	11 - 29
	4 - 10	67F-12168-C0	5 - 10	68V-12413-00-9S	4 - 30	67F-13914-00	27 - 21	69J-2419A-00	8 - 22	67F-2812A-00	15 - 33
68V-11351-00	2 - 43	67F-12168-D0	5 - 10	6G5-12416-00	2 - 28	6C5-13915-00	9 - 19	6YK-24201-03	30 - 1	6D7-28199-74-D0	11 - 30
	32 - 12	67F-12168-E0	5 - 10	67F-12435-A0	2 - 32	6D8-13974-00	10 - 16	6C5-224251-00	10 - 20	6D7-28199-74-E0	11 - 30
6D8-11356-01	4 - 23	67F-12168-F0	5 - 10		32 - 6	6C5-1410B-00	6 - 16	6YK-24260-01	30 - 4	6D7-28199-74-F0	11 - 30
	32 - 14	67F-12168-G0	5 - 10	67F-1243A-00	2 - 40	6C5-14127-00	9 - 18	6YL-24268-01	30 - 2	6D7-28199-74-G0	11 - 30
676-11372-00	2 - 13	67F-12168-H0	5 - 10	67F-1246A-01-9S	2 - 31	6D8-14148-00	10 - 14	6YK-24306-44	12 - 1	6D7-28199-74-H0	11 - 30
6D8-11411-00	3 - 1	67F-12168-J0	5 - 10	67F-12535-01	19 - 32	6C5-14149-00	10 - 8		30 - 7	6D7-28199-74-S0	11 - 30
67F-11416-00	3 - 2	67F-12168-K0	5 - 10	68T-12572-00	19 - 31	6D8-14180-20	9 - 1	6D8-24311-00	11 - 14	6D7-28199-84-K0	11 - 31
67F-11416-10	3 - 2	67F-12168-L0	5 - 10	6R3-12581-00	19 - 39	6D8-14182-00	9 - 2	67F-24312-00	19 - 42	6D7-28199-84-L0	11 - 31
67F-11416-20	3 - 2	67F-12168-M0	5 - 10	6R3-12582-00	19 - 40	6C5-14191-00	9 - 13	6D8-24314-01	8 - 6	6D7-28199-84-M0	11 - 31
67F-11417-00	3 - 3	67F-12168-N0	5 - 10	6R3-12583-00	19 - 41	6D8-14200-00	6 - 1	6D8-24315-00	8 - 9	6D7-28199-84-N0	11 - 31
67F-11417-10	3 - 3	67F-12168-P0	5 - 10	6D8-13105-01	6 - 10	6C5-14225-00	9 - 25	61A-24316-00	2 - 26	6D7-28199-84-P0	11 - 31
67F-11417-20	3 - 3	67F-12168-R0	5 - 10	67F-13119-01	27 - 19	6C5-14251-00	10 - 12	6D8-24316-00	8 - 15	6D7-28199-84-R0	11 - 31
67F-11417-30	3 - 3	67F-12168-S0	5 - 10	63P-13131-00	11 - 18	6D8-14291-00-94	7 - 5	6D8-24317-01	8 - 20	6D8-41113-30-9S	2 - 12
67F-11418-00	3 - 4	67F-12168-T0	5 - 10	67F-13149-00	27 - 23	6D8-14292-00-94	7 - 9	6C5-24321-00	10 - 3	67F-41114-A2	2 - 18
67F-11418-10	3 - 4	67F-12168-U0	5 - 10	6D8-13161-00	6 - 13	6C5-14386-00	9 - 5	6C5-24322-00	10 - 4		32 - 8
67F-11418-20	3 - 4	67F-12168-V0	5 - 10	67F-13300-10	27 - 14	6C5-14397-00	6 - 11	6C5-24323-00	10 - 5	67F-41131-01-5B	26 - 5
6D8-11536-00	5 - 23	67F-12168-W0	5 - 10	67F-13314-02	27 - 15		9 - 14	6D8-24324-01	10 - 6	67F-41133-A1	26 - 6
67F-11537-00	5 - 15	67F-12168-X0	5 - 10	67F-13329-00	27 - 17	6D6-14440-00	7 - 13	6D8-24325-10	10 - 7		33 - 16
67F-11590-00	5 - 18	67F-12168-Y0	5 - 10	67F-13338-00	27 - 25	6D9-14440-01	7 - 13	6YL-24329-00	30 - 6	67F-41134-A0	26 - 15
67F-11595-00	5 - 21	67F-12169-00	5 - 11	67F-13339-00	27 - 24	6C5-14446-00	6 - 14	68V-24374-00	11 - 21		33 - 17
6D8-11603-01	3 - 7	67F-12169-10	5 - 11	67F-13411-00	27 - 9	6C5-14496-00	6 - 9	688-24378-00	2 - 25	6D8-41137-00-94	26 - 1
6D8-11604-01	3 - 7	67F-12169-20	5 - 11	67F-13415-00	27 - 13	6C5-14546-00	9 - 4	6C5-24379-00	10 - 18	67F-41138-00	26 - 17
67F-11654-00	3 - 6	67F-12169-30	5 - 11		33 - 14	6C5-14567-00	9 - 15	6C5-24387-00	10 - 15		33 - 18
6D8-11656-00	3 - 8	67F-12169-40	5 - 11	6D8-13428-00	8 - 3	67F-14711-00-5B	26 - 9	6D8-24410-00	11 - 15	682-41237-00	20 - 44
6D8-11656-10	3 - 8	67F-12169-50	5 - 11	67F-13434-10	1 - 20	6D8-14960-00	9 - 12	68V-24411-00	11 - 20	6D8-41237-00	20 - 43
6D8-11656-20	3 - 8	67F-12169-60	5 - 11	68V-13437-61	13 - 24	6C5-14984-00	9 - 23	68V-24412-00	11 - 16	6D8-42154-00	20 - 26
6D8-11656-30	3 - 8	67F-12169-70	5 - 11	5GH-13440-00	2 - 44	6C5-14985-00	9 - 3	68V-24413-00	11 - 22	6D8-42157-00	20 - 35
68V-12111-00	5 - 1	67F-12169-80	5 - 11	67F-13473-01	27 - 16	6D8-15100-01-9S	2 - 2	6D8-24414-00	11 - 23	68V-42171-00	20 - 36
67F-12114-00	5 - 4	67F-12169-A0	5 - 11	67F-13495-00	27 - 18	67F-15142-00	2 - 11	6C5-2441R-00	9 - 6	67F-42510-11-8D	22 - 8
67F-12116-00	5 - 3	67F-12169-B0	5 - 11	6D8-13542-01	10 - 2	67F-15311-03-5B	27 - 1	6C5-2441T-00	9 - 7	6D8-42541-00	2 - 20
67F-12117-00	5 - 5	67F-12169-C0	5 - 11	6C5-13545-00	10 - 19	68V-15312-00	27 - 8	68V-24423-00	11 - 19	6D7-42610-00-8D	1 - 1
67F-12118-00	5 - 6	67F-12169-D0	5 - 11	6D8-13546-01	10 - 1		33 - 13	68V-24444-00	11 - 24	6D9-42610-00-8D	1 - 1
68V-12121-00	5 - 2	67F-12169-E0	5 - 11	6D8-13557-00	6 - 4	63P-15316-00	27 - 2	6C5-24444-00	10 - 9	67F-42613-00-8D	1 - 10

NUMERICAL INDEX  
INDEX NUMERIQUE

PART NO. N° PIECES	REF. NO.	PART NO. N° PIECES	REF. NO.	PART NO. N° PIECES	REF. NO.	PART NO. N° PIECES	REF. NO.	PART NO. N° PIECES	REF. NO.	PART NO. N° PIECES	REF. NO.
67F-42615-00	1 - 13	62X-43807-00	25 - 7	6C5-43872-00	24 - 83	688-44324-A0	33 - 4	67F-45560-00	28 - 52	6C5-81146-00	6 - 12
61N-42628-00	1 - 12	6H1-4380F-11	25 - 8	6H1-43872-10	24 - 4		33 - 27	688-45567-01	28 - 55	445-81328-20	13 - 7
67F-42628-00	1 - 19	6C5-4380G-00	24 - 47		24 - 16	6D8-44341-00-94	28 - 30	688-45567-10	28 - 55	6D8-8132G-00	17 - 1
67F-42647-00	1 - 2	6D8-4380K-00	24 - 43	62X-43875-00	24 - 42	67F-44352-00	28 - 25	688-45567-20	28 - 55	6D8-81332-00	13 - 16
67F-42649-00	1 - 8	67F-4380R-00	24 - 3	67F-43875-00	24 - 24		33 - 24	688-45567-30	28 - 55	6D8-81337-00	13 - 19
68V-42652-00	1 - 5	67F-43810-01	24 - 2	6H1-43875-00	24 - 87	6D8-44361-00	29 - 2	688-45567-40	28 - 55	63D-81345-20	13 - 5
67F-42662-00	1 - 9	6H1-43812-00	24 - 13	6C6-43878-00	24 - 71	67F-44365-00	29 - 4	688-45567-50	28 - 55	6D8-81410-00	13 - 4
67F-42677-10	1 - 14	67F-43816-00	24 - 29	62Y-4387G-00	24 - 72	663-44366-00	28 - 21	688-45567-60	28 - 55	6D8-81450-00	13 - 1
67G-42677-10	1 - 14	6C5-43816-00	24 - 46	6C6-4387G-00	24 - 56	663-44367-00	29 - 1	6D9-45571-00	28 - 56	6D8-81460-00	13 - 2
6D7-42678-00	1 - 15	6C6-43817-00	24 - 44	6D8-43880-01	24 - 95	69J-44391-00	8 - 18	67F-45576-00	28 - 64	6D8-81518-00	15 - 27
6D9-42678-00	1 - 15	67F-43818-00	21 - 34		25 - 1	6H3-44391-01	19 - 24	688-45587-01	28 - 16	6D8-81528-00	15 - 28
67F-42681-10	1 - 17	67F-4381B-00	24 - 38	6D8-43881-01	25 - 12	67F-44514-00-94	22 - 16	688-45587-10	28 - 16	68V-81673-00	13 - 8
67F-42682-10	1 - 18	6D8-4381G-00	24 - 84	6H1-43883-00	24 - 51	67F-44526-00	22 - 19	688-45587-20	28 - 16	68V-81800-01	18 - 1
6D8-42710-00-8D	19 - 1	67F-4381J-00	24 - 36	65W-43888-00	24 - 93	6H1-44526-00	21 - 41	688-45587-30	28 - 16	67F-81801-00	18 - 5
648-42715-00	20 - 23	6C5-4381K-00	24 - 62	67F-4388A-00	24 - 33	67F-44533-00	22 - 22	688-45587-40	28 - 16	67F-81807-00	18 - 10
61A-42716-00	19 - 44	67F-43821-00	24 - 14	6C6-4388E-00	24 - 75	67F-44551-00-8D	22 - 14	688-45587-50	28 - 16	67F-81808-00	18 - 8
67F-42717-00	19 - 26	6H1-43829-00	24 - 90	6C6-4388F-00	24 - 76	67F-44553-00-8D	22 - 33	688-45587-60	28 - 16	67F-81809-00	18 - 19
6D8-42717-00	19 - 21	6C6-4382E-00	24 - 53	6H1-43891-11	25 - 4	67F-44555-00-94	22 - 24	67F-45611-01	28 - 59	67F-81810-00	18 - 3
67F-42724-00	26 - 33	6C5-4382K-00	24 - 64	6H1-43892-11	25 - 5	67F-44575-00	22 - 32	6D8-45631-00	28 - 49	67F-81813-00	18 - 6
68V-42725-00	19 - 19	6C5-4382L-00	24 - 65	67F-43893-00	24 - 23	67F-45111-11-8D	26 - 20	688-45633-00	28 - 51	68F-81820-00	18 - 7
6H1-42726-21	19 - 23	6D8-43830-00	24 - 49	6C5-43893-00	24 - 59	67F-45634-00	26 - 29	67F-81821-00	28 - 43	67F-81821-00	18 - 13
6G1-42727-00	26 - 4	6D8-43831-00	24 - 91	6C6-43893-00	24 - 61	6H1-45635-00	33 - 21	6H1-45635-00	28 - 45	6K7-81826-11	18 - 24
67F-42738-00-5B	19 - 17	6C5-43841-00	24 - 82	6C6-43894-00	24 - 52	67F-45123-00	26 - 19	6H1-45668-00	28 - 44	67F-81828-00	18 - 25
67F-42741-01-8D	19 - 45	6C6-43841-00	24 - 50	6C5-43895-00	24 - 66		33 - 20	688-45930-02-98	29 - 25	6C5-8182L-00	6 - 8
6H4-42748-00	19 - 25	6D8-43845-00	24 - 88	62X-43899-00	24 - 39	67F-45127-00	26 - 18	688-45932-60-98	29 - 25	67F-81830-00	18 - 17
68F-42753-00	19 - 51	62X-4384H-00	24 - 40	67F-43899-00	24 - 28		33 - 19	6E5-45941-00-EL	29 - 25	67F-81832-00	18 - 11
6D8-42756-00	19 - 20	6C5-43851-00	24 - 58	69J-4389J-00	24 - 45	67F-45151-00	26 - 25	6E5-45943-00-EL	29 - 25	67F-81836-00	18 - 12
6AH-42794-40	19 - 54	65W-43853-00	24 - 22		24 - 57	67F-45155-00	26 - 28	6E5-45945-01-EL	29 - 25	67F-81839-00	18 - 21
6AH-42794-50	19 - 55	6C6-43853-00	24 - 55	6D8-44117-00	20 - 5	67F-45180-00-4D	23 - 1	6E5-45947-00-EL	29 - 25	67F-8183R-00	18 - 16
67F-42815-00-8D	19 - 5	6C5-43854-00	24 - 67	67F-44118-00	20 - 18	67F-45181-00-5B	26 - 16	6E5-45949-00-EL	29 - 25	60V-8183T-00	18 - 18
67F-42816-00-8D	19 - 6	6D8-43855-00	24 - 60	67F-44120-10	20 - 14	6H1-45214-00	29 - 10	6E5-45952-00-EL	29 - 25	68F-81840-00	18 - 4
68V-42818-01	19 - 9	6D8-43856-00	24 - 63	67F-44121-00	20 - 11	6H1-45215-00	29 - 11	6E5-45954-00-EL	29 - 25	67F-81841-00	18 - 14
67F-42828-00-5B	19 - 7	67F-43857-00	24 - 35	68V-44122-01	20 - 8	6H1-45251-03	21 - 39	6E5-45956-00-EL	29 - 25	67F-81842-00	18 - 20
67F-43111-00-8D	21 - 1	67F-4385A-01	24 - 7	67F-44135-00	20 - 31	6D9-45300-11-8D	28 - 1	6E5-45958-00-EL	29 - 25	67F-81846-00	18 - 26
67F-43112-00-8D	21 - 4	67F-43861-00	24 - 15	67F-44150-01	28 - 39	67F-45301-00-8D	28 - 2	688-45970-03-98	29 - 25	67F-81850-00	18 - 2
6D8-43126-00	21 - 30	62X-43862-00	24 - 18	67F-44311-01	28 - 17	67F-45318-00	26 - 23	688-45972-02-98	29 - 25	67F-81857-00	18 - 9
64E-43131-01	21 - 12	67F-43862-00	24 - 6	6D8-44314-00	29 - 3	688-45321-00	28 - 34	688-45974-02-98	29 - 25	67F-81869-00	18 - 23
64E-43139-10	22 - 4		24 - 30	688-44315-A0	28 - 27	67F-45331-00-94	28 - 60	688-45976-01-98	29 - 25	67F-81891-00	18 - 15
64D-43144-00	19 - 14	67F-43863-00	24 - 26		33 - 3	688-45341-10	28 - 4	688-45978-60-98	29 - 25	68V-81919-00	15 - 40
66T-43144-00	21 - 24	62X-43865-00	24 - 32		33 - 25	67F-45371-00	29 - 14	688-45987-01	29 - 20	6D8-81919-00	15 - 41
6E5-43145-01	31 - 8	65W-4386A-00	24 - 20	688-44316-A0	28 - 33	688-45375-00	29 - 18	67F-45997-00	29 - 21	60V-81925-00	18 - 28
6G5-43148-00	21 - 21	67A-4386A-00	24 - 34		33 - 7	663-45376-00-94	29 - 19	67F-46241-00	5 - 17	68V-81941-01	18 - 22
6D8-43181-00	21 - 18	6C6-4386E-00	24 - 78		33 - 28	6E5-45378-00	28 - 6	663-48344-00	20 - 3	68V-81942-03	15 - 32
6D8-43185-00	21 - 19	688-4386F-00	24 - 21	67F-44322-00	28 - 24	688-45383-02	28 - 66		20 - 24	68V-81948-02	15 - 21
6D8-43311-00-8D	21 - 7	6C6-4386G-00	24 - 77		33 - 23	688-45384-00	28 - 67	67F-48511-00-8D	22 - 36	61A-81949-00	15 - 20
6D8-43800-01-8D	24 - 1	62X-4386K-00	25 - 9	67F-44323-00	28 - 28	67F-45501-10	28 - 10	67F-48538-00	20 - 1	68V-8194A-00	15 - 7
6D8-43804-01	25 - 3	62X-43871-00	24 - 9		33 - 26	688-45536-01	28 - 14	67F-61350-00	31 - 1	60E-81950-00	15 - 5
6D8-43805-01	25 - 2	67F-43871-00	24 - 31	688-44324-A0	28 - 29	6D9-45551-00	28 - 11	6C5-81145-00	6 - 7	63P-81950-00	15 - 14

NUMERICAL INDEX  
INDEX NUMERIQUE

PART NO. N° PIECES	REF. NO.	PART NO. N° PIECES	REF. NO.	PART NO. N° PIECES	REF. NO.	PART NO. N° PIECES	REF. NO.	PART NO. N° PIECES	REF. NO.	PART NO. N° PIECES	REF. NO.
68V-81953-00	15 - 8	6D8-82590-30	16 - 1	90109-06M96	19 - 18	90185-09M01	31 - 3	90386-18M35	21 - 31	90464-18246	6 - 18
6D3-81960-00	14 - 24	68V-82594-00	15 - 25	90109-12007	22 - 18	90185-10051	22 - 38	90386-18MA0	21 - 36	90464-20258	19 - 52
6AH-81994-40	13 - 27	60V-8259F-00	20 - 46	90109-12012	22 - 26	90185-22M11	21 - 15	90386-25M31	21 - 13	90464-30003	17 - 17
6AH-81994-50	13 - 28	6E5-83558-00	29 - 17	90110-12M00	23 - 4	90201-03313	28 - 47	90386-30M60	22 - 13	90464-76001	7 - 17
6AH-81995-40	13 - 25	6E5-83558-10	28 - 8	90116-10175	22 - 37	90201-06068	19 - 12	90386-30M77	22 - 12		16 - 8
6AH-81995-50	13 - 26	67F-83614-00	17 - 15	90119-06087	7 - 8	90201-06M31	20 - 38	90386-30M78	22 - 10	90465-06M86	17 - 9
6AG-81996-00	13 - 29	6D8-83626-00	4 - 35		7 - 12	90201-06M62	20 - 28	90386-90M90	20 - 15	90465-08M23	14 - 21
68V-82105-00	15 - 1	67F-83627-01	18 - 34	90119-06113	7 - 16	90201-09M02	20 - 16	90387-06013	20 - 37		19 - 29
6G5-82119-00	15 - 13	67H-83672-00	22 - 1	90119-06M08	8 - 1	90201-10M02	20 - 29	90387-06119	14 - 3	90465-08M63	21 - 9
682-82119-01	15 - 34	68F-83688-00	6 - 17	90119-06M59	8 - 28		20 - 39		15 - 23		22 - 3
67F-82127-00	21 - 11	689-85547-00	11 - 1		14 - 4	90201-10M20	31 - 2	90387-06M05	15 - 37	90465-10M77	21 - 2
6D8-82148-00	21 - 27	6D8-85547-00	13 - 21		15 - 24	90201-10M63	31 - 6	90387-06M21	20 - 27	90465-11M10	2 - 21
6E5-82148-00	21 - 5	6D8-85580-00	13 - 3	90119-06M81	21 - 40	90201-12M01	23 - 2	90387-06M43	19 - 50		2 - 27
67F-82151-00	16 - 2	68V-85753-00	17 - 6	90119-06M83	11 - 28	90201-12M05	21 - 47	90387-06M60	8 - 27		2 - 41
67F-82151-10	16 - 3		32 - 7	90119-06MA2	2 - 33	90201-12M16	22 - 20	90387-06M64	27 - 12		8 - 7
67F-8215B-10	16 - 4	67F-85757-00	17 - 5	90119-06MA4	2 - 19		22 - 27	90387-06M69	9 - 26		8 - 10
67F-8215B-20	16 - 5	67F-85790-00	17 - 4	90119-07235	4 - 5		23 - 5	90387-07013	7 - 15		8 - 16
6H1-82181-10	25 - 6	6C5-85885-00	6 - 6	90119-08069	7 - 1	90201-13M01	21 - 46	90387-08033	7 - 2		8 - 21
63P-82310-01	14 - 5	6D7-8591A-11	14 - 1	90119-08091	22 - 17		22 - 21	90387-08M37	19 - 4		10 - 17
68V-82317-00	14 - 2	6D9-8591A-11	14 - 1	90119-08M03	7 - 3	90201-13M03	22 - 25	90387-10M08	4 - 15		11 - 9
6A0-82317-00	15 - 22	6C5-87226-00	9 - 11	90119-08M13	28 - 20	90201-13M19	22 - 30	90387-10M42	31 - 5		11 - 26
	15 - 35	K0A-A3721-00	5 - 7		33 - 31	90201-24014	13 - 14	90387-18M01	21 - 35		19 - 43
663-82317-01	13 - 22	K0A-A3722-00	5 - 8	90119-08M22	19 - 2	90201-24M02	22 - 28	90387-22M01	21 - 37		22 - 6
67F-82341-00	14 - 6	K0F-A9904-20	4 - 7	90119-08M58	26 - 32	90201-25M05	28 - 58	90389-25M00	29 - 22		22 - 7
67F-82342-00	14 - 7	6D8-W0001-02	32 - 1	90119-08M66	2 - 5	90201-26M59	21 - 14	90401-20007	2 - 45		28 - 9
67F-82343-00	14 - 10	67F-W0001-21	33 - 1	90119-08M84	29 - 9	90201-30M00	22 - 9	90430-06M03	2 - 38	90465-11M59	7 - 19
67F-82344-00	14 - 11	67F-W0070-10	1 - 16	90119-08M87	28 - 19	90202-07M07	20 - 9		4 - 12	90465-12M03	7 - 21
67F-82361-00	14 - 8	67F-W0078-00	33 - 22		33 - 30	90202-25M04	22 - 29	90430-08020	28 - 5	90465-12M53	15 - 36
	14 - 12	6D8-W009A-02-9S	4 - 1	90119-08M91	4 - 17	90206-10M04	20 - 30		33 - 2	90465-13M11	16 - 28
	14 - 14	6D9-W009A-02-9S	4 - 1	90119-10M08	26 - 21		20 - 40	90430-14115	2 - 7	90465-13M18	15 - 39
67F-82362-00	14 - 9	6D8-W009B-03-9S	2 - 1	90119-10M72	5 - 22	90206-15M18	19 - 11		32 - 5		16 - 24
	14 - 13	6D8-W1164-00	3 - 5	90119-10M88	2 - 4	90249-06M19	21 - 23	90430-14M09	27 - 4	90467-09M03	8 - 17
67F-82377-00	19 - 53	6D8-W1164-10	3 - 5	90151-05M00	29 - 12	90250-07M02	28 - 50		33 - 12	90467-20M15	2 - 42
6D8-82388-01	14 - 18	90101-09M01	31 - 7	90157-05M16	30 - 5	90280-04008	5 - 25	90430-18130	2 - 15		7 - 20
6D8-82389-00	16 - 18	90101-12M03	21 - 45	90159-05059	22 - 5	90280-04M04	28 - 26		32 - 11	90468-18008	20 - 4
6D8-82398-00	16 - 21	90105-06M07	2 - 37	90159-06M28	19 - 47		33 - 32		28 - 7		20 - 10
68V-82504-00	17 - 12		4 - 11	90159-06M29	4 - 27	90280-05015	13 - 13	90445-07M31	29 - 16		20 - 13
6D8-8252H-00	17 - 18	90105-10M67	29 - 15	90160-04006	28 - 23	90282-04010	28 - 65	90445-07ME0	11 - 2		20 - 25
6D8-82544-00	7 - 24	90105-10M89	4 - 16	90167-06002	19 - 37	90340-08002	28 - 3	90445-15M03	5 - 20	90480-09M12	9 - 27
63D-82563-10	17 - 13	90109-06M80	19 - 48	90170-09M03	31 - 4	90340-14M06	2 - 6	90462-06018	19 - 33	90480-10M23	8 - 26
6D8-82581-00	16 - 15	90109-06M81	19 - 28	90170-16M01	28 - 12		27 - 3	90462-10027	20 - 7	90480-12072	4 - 22
68F-82582-00	18 - 29	90109-06M82	19 - 8	90170-40008	5 - 24	90340-18M09	2 - 14	90464-08004	14 - 19		13 - 20
6P2-82582-00	16 - 6	90109-06M86	17 - 16	90171-16011	29 - 23	90344-51019	4 - 4	90464-10010	2 - 23	90480-13M24	15 - 29
6P2-82582-10	16 - 7		19 - 15	90179-06M24	1 - 11	90386-06M12	20 - 12	90464-11009	2 - 24		19 - 49
6E5-82587-00	17 - 14		19 - 22	90179-08003	18 - 27	90386-08001	7 - 14	90464-12M58	15 - 26	90480-14329	14 - 20
6D8-82588-00	16 - 12		19 - 30	90179-24002	13 - 15	90386-10M16	21 - 20	90464-15007	8 - 2	90480-19M06	28 - 22
6E5-82588-00	19 - 27		19 - 38	90183-02M03	28 - 48	90386-15M73	19 - 10	90464-16001	2 - 46	90480-20M05	2 - 30
61A-82588-01	20 - 47		20 - 2	90185-05002	29 - 13	90386-18001	21 - 32	90464-18004	2 - 22	90480-22M15	19 - 3

NUMERICAL INDEX  
INDEX NUMERIQUE

PART NO. N° PIECES	REF. NO.	PART NO. N° PIECES	REF. NO.	PART NO. N° PIECES	REF. NO.	PART NO. N° PIECES	REF. NO.	PART NO. N° PIECES	REF. NO.	PART NO. N° PIECES	REF. NO.
90501-12082	20 - 22	92995-06600	8 - 5	93102-38008	32 - 4	93604-12M07	27 - 28	97095-06012	17 - 19		
90501-12M48	28 - 46		8 - 13	93102-48008	3 - 9	93605-10108	5 - 14	97095-06014	14 - 22		
90501-16M11	2 - 29		8 - 24		32 - 9	93606-12019	2 - 3		15 - 30		
90506-14M24	21 - 26		11 - 13	93106-09014	28 - 35		27 - 7		16 - 16		
90506-16M34	19 - 16		13 - 12		33 - 8		29 - 5	97095-06016	8 - 23		
90506-16M39	5 - 19		13 - 18	93210-07003	28 - 40	93606-19M23	26 - 14		11 - 12		
91312-03005	24 - 80		14 - 17		33 - 10	93608-16M16	26 - 3		14 - 28		
91312-03016	24 - 74		14 - 23	93210-09165	24 - 89		26 - 22		16 - 9		
91312-04030	24 - 73		14 - 27	93210-16275	31 - 9	93700-06M03	21 - 8		16 - 25		
91312-05025	24 - 81		14 - 30	93210-18397	24 - 5	94702-00391	4 - 36		17 - 2		
91312-05030	24 - 70		15 - 12		24 - 17	95302-03600	24 - 69		17 - 7		
91312-05045	24 - 48		15 - 17		24 - 86	95333-08600	18 - 32		19 - 13		
91312-05050	24 - 94		15 - 31	93210-19MJ1	27 - 29	95380-05600	20 - 45		21 - 42		
91490-20015	20 - 17		16 - 11		33 - 15	95380-06600	1 - 4		28 - 36		
91490-40025	29 - 24		16 - 14	93210-24M79	4 - 34		19 - 46	97095-06020	2 - 9		
91609-50028	24 - 79		16 - 17		32 - 2	95380-08600	11 - 11		7 - 10		
91690-30020	21 - 22		16 - 20	93210-29375	24 - 8	95380-12600	21 - 48	97095-06025	4 - 31		
91690-50014	7 - 4		16 - 23	93210-29M94	22 - 11	95380-12700	23 - 3		14 - 15		
91809-08006	4 - 6		16 - 27	93210-30682	11 - 27	95380-12800	22 - 31		14 - 25		
92903-06100	15 - 3		17 - 3		32 - 13	95780-12300	22 - 23		20 - 41		
92903-06600	15 - 4		17 - 8	93210-46044	28 - 32		23 - 6	97095-06030	4 - 24		
	15 - 19		17 - 11		33 - 6	95895-06025	7 - 25		7 - 6		
92903-08100	18 - 33		17 - 20		33 - 29	97013-06020	15 - 2		13 - 10		
92903-08600	18 - 31		20 - 20	93210-49046	28 - 38		15 - 18	97095-06035	20 - 32		
92907-04600	4 - 21		20 - 34		33 - 9	97013-08045	18 - 30	97095-06045	27 - 26		
92907-06600	27 - 11		20 - 42	93210-554A9	25 - 14	97027-06025	27 - 10	97095-08016	26 - 30		
92990-06100	1 - 3		21 - 29	93210-64488	24 - 92	97075-06025	20 - 19	97095-08020	21 - 16		
92990-06600	26 - 27		21 - 44	93210-86M39	28 - 63		27 - 5	97575-08540	2 - 39		
92995-04100	20 - 49		26 - 8		33 - 11	97075-06030	26 - 10		4 - 13		
92995-06100	13 - 11		26 - 11	93306-207U0	28 - 57	97075-06050	26 - 12		26 - 2		
	14 - 16		26 - 13	93315-52563	28 - 13	97075-06070	26 - 7	97595-06550	20 - 6		
	14 - 26		27 - 6	93317-322V0	28 - 53	97075-10040	22 - 34	97602-04216	25 - 11		
	14 - 29		27 - 27	93317-325U0	28 - 61		29 - 6	97607-04110	13 - 6		
	15 - 11		28 - 37	93332-000U3	28 - 15	97095-06008	19 - 34	97780-60620	15 - 9		
	15 - 16	92995-08100	21 - 17	93332-000UD	28 - 54	97095-06010	8 - 12	97780-60625	15 - 6		
	16 - 10		26 - 31	93410-18M05	21 - 33		15 - 10		15 - 38		
	16 - 26	92995-10100	22 - 35		21 - 38		15 - 15	97880-06012	21 - 6		
	19 - 35		29 - 7	93410-28M06	22 - 15		21 - 3	97880-06016	26 - 26		
	20 - 33	92995-10600	29 - 8	93420-36M01	26 - 24		21 - 10	97885-04016	20 - 48		
	21 - 43	92A08-03012	24 - 85	93501-04M02	20 - 21		21 - 25	97885-06010	13 - 17		
92995-06200	19 - 36	92A08-03110	24 - 68	93501-08001	24 - 10		21 - 28	97885-06016	22 - 2		
92995-06600	1 - 7	93101-25M03	28 - 31		24 - 19	97095-06012	1 - 6	97980-05225	25 - 10		
	2 - 10		28 - 62		24 - 27		7 - 22	98507-04008	4 - 20		
	4 - 25		33 - 5	93503-16003	24 - 25		8 - 4	98780-04016	2 - 17		
	4 - 32	93101-48001	3 - 10		28 - 42		16 - 13	99001-08600	28 - 41		
	7 - 7		32 - 10	93505-32038	24 - 54		16 - 19	99530-08012	13 - 9		
	7 - 11	93102-08414	25 - 13	93602-07244	24 - 11		16 - 22				
	7 - 23	93102-38008	5 - 26	93604-10M03	28 - 18		17 - 10				