



**PARTS
CATALOGUE
CATALOGO
DE REPUESTOS**

E115A'08 (61U8)

E115A TUNA'08 (61U8)

E115A/E115A-TUNA
PARTS CATALOGUE
©2007 by Yamaha Motor Co., Ltd.
1st edition, September 2007
All rights reserved.
Any reprinting or unauthorized use
without the written permission of
Yamaha Motor Co., Ltd.
is expressly prohibited.
Printed in Japan.

E115A/E115A-TUNA
CATALOGO DE REPUESTOS
©2007 por Yamaha Motor Co., Ltd.
1ª edición, septiembre 2007
Todos los derechos reservados.
Toda reproducción o uso no autorizado
sin el consentimiento escrito de
Yamaha Motor Co., Ltd.
quedan expresamente prohibidos
Impreso en Japón.

FOREWORD

This Parts Catalogue is related to the parts for the model(s) on the cover page. When you are ordering replacement parts, please refer to this Parts Catalogue and quote both part numbers and part names correctly.

1. Modifications or additions which have been made after the issue of the Parts Catalogue will be announced in the Parts News.
It is advisable that you make the necessary corrections to the Parts Catalogue according to the Parts News.

2. Abbreviations

The following abbreviations are used in this Parts Catalogue.

“UR” Use specified parts number.

“UN” Use as many as needed.

“AP” Alternate Parts

“LM” Locally Made (Parts need to be ordered locally)

“F#” Frame No. (Applicable machine No.)

“O/S” Over Size

3. The number of components for assembly

- Parts, which are to be supplied in an assembly, are listed with a dot (.) in front of the part name as shown below.
- The numeral appearing to the right of each component part indicates the quantity of parts for each assembly unit.

PART NO.	DESCRIPTION	Q'TY	REMARKS
2F5-83310-60	FRONT FLASHER LIGHT ASSY	2	
115-83311-60	.BULB (6V-18W)	1	

4. Applicable colours of graphics are represented in the “REMARKS” as shown below.

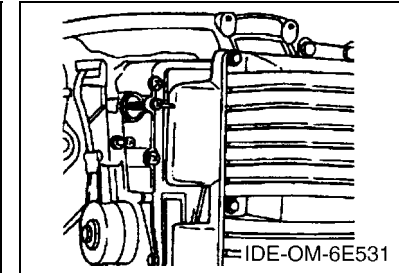
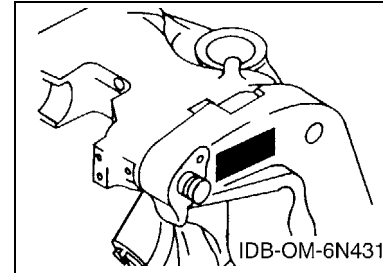
PART NO.	DESCRIPTION	Q'TY	REMARKS
2N4-24110-00-X5	FUEL TANK COMP.	2	MXR
3J1-24240-10	.GRAPHIC, FUEL TANK	1	FOR MXR

5. Note that the illustrations for reference in finding parts numbers are not to be used for assembling. When assembling, please use the applicable service manual.

6. The asterisk (*) before a reference number indicates modified items after the first edition.

7. Applicable Serial No.

Engine Serial No.



8. Applicable Engine Starting Serial No.

Model	Serial No.	Model	Serial No.
E115A	6E5-1021119		

9. Applicable Colour Code

Abbreviation	Colour Name	Colour Code
DBNM2	DARK BLUISH GRAY METALLIC 2	004D

10. Quantity Column Information

Column No.	Name Of Q'ty Column	Applicable Model
1	ET	E115AET
2	E	E115AE
3	WH	E115AWH
4	MH	E115AMH

PROLOGO

Este catálogo de repuestos corresponde a las piezas para el o los modelos que figuran en la página de portada. Al formular el pedido de repuestos, se ruega citar este catálogo y especificar correctamente el número y el nombre de las piezas.

- Las modificaciones y agregados que se hayan realizado después de la edición de este Catálogo de Repuestos, serán anunciados en las Informaciones de Recambios. Es recomendable que se hagan las correcciones necesarias en el Catálogo de Repuestos de acuerdo con las Informaciones de Recambios.

2. Abreviaciones

En este. Catálogo de Repuestos se emplean las siguientes abreviaciones.

“UR” Usar el número de partes especificado

“UN” Usar la cantidad necesaria

“AP” Piezas sustitutivas

“LM” Fabricación local (Hay que pedir los repuestos en las cercanías)

“F#” N° de bastidor (N° aplicable a la máquina)

“O/S” Sobredimensionado

3. La cantidad de componentes para el montaje

- Los componentes, suministrados como conjunto, se describen con un punto (.) que precede al nombre del parte como se indica a continuación.
- La numeración que aparece a la derecha de cada descripción indica la cantidad de partes por cada unidad de conjunto.

CODIGO N°	DESCRIPCION	CANT.	OBSERVACIONES
2F5-83310-60	ENSAMBLAJE DE LA LUZ	2	
115-83311-60	.BOMBILLA (6V-18W)	1	

4. Los colores de los componentes se indican como sigue en la columna de “OBSERVACIONES”.


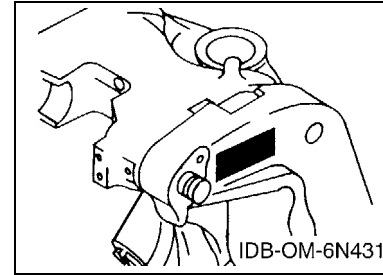
CODIGO N°	DESCRIPCION	CANT.	OBSERVACIONES
2N4-24110-00-X5	COMP. DEL TANQUE	2	MXR
3J1-24240-10	.GRAFICO, DEL TANQUE	1	PARA MXR

- Debe tenerse en cuenta que las ilustraciones sirven como guía para la búsqueda de los números de partes y no deben usarse para el montaje. Durante el montaje, se recomienda usar el manual de taller correspondiente.

- EL asterisco (*) antes del número de referencia indica los elementos modificados después de la primera edición.

7. Números de serie

N° de Serie del motor



8. Números de serie del motor

Modelo	N° de serie	Modelo	N° de serie
E115A	6E5-1021119		

9. Códigos de color aplicables

Abreviatura	Nombre de color	Código de color
DBNM2	DARK BLUISH GRAY METALLIC 2	004D

10. Informacion para la columna de cantidades

Columna N°	Nombre de la columna de cantidades	Modelo aplicable
1	ET	E115AET
2	E	E115AE
3	WH	E115AWH
4	MH	E115AMH

CONTENTS

TOP COWLING 1	1
TOP COWLING 2	2
CYLINDER & CRANKCASE 1	3
CRANKSHAFT & PISTON	5
CYLINDER & CRANKCASE 2	7
INTAKE 1	9
INTAKE 2	11
CARBURETOR 1	13
CARBURETOR 2	15
FUEL 1	17
FUEL 2	19
FUEL 3	21
STARTER	22
GENERATOR	25
ELECTRICAL 1	26
ELECTRICAL 2	27
ELECTRICAL 3	29
ELECTRICAL 4	30
STARTING MOTOR	31
BOTTOM COWLING	32
STEERING	34
CONTROL	37
BRACKET 1	40
BRACKET 2	43
BRACKET 3	45
BRACKET 4	47
BRACKET 5	49
POWER TRIM & TILT ASSY 1	52
POWER TRIM & TILT ASSY 2	54
UPPER CASING	56
LOWER CASING & DRIVE 1	58
LOWER CASING & DRIVE 2	62
FUEL TANK	64
STEERING GUIDE	65
REMOTE CONTROL BOX	66
REMOTE CONTROL ASSY	67
METER	70
REPAIR KIT 1	71
REPAIR KIT 2	73

INDEX

NUMERICAL INDEX	74
-----------------------	----

CONTENIDO

SOPORTE SUPERIOR 1	1
SOPORTE SUPERIOR 2	2
CILINDRO & CARTER 1	3
CIGUENAL & PISTON	5
CILINDRO & CARTER 2	7
ADMISION 1	9
ADMISION 2	11
CARBURADOR 1	13
CARBURADOR 2	15
COMBUSTIBLE 1	17
COMBUSTIBLE 2	19
COMBUSTIBLE 3	21
ARRANQUE	22
GENERADOR	25
EQUIPO ELECTRICO 1	26
EQUIPO ELECTRICO 2	27
EQUIPO ELECTRICO 3	29
EQUIPO ELECTRICO 4	30
MOTOR DE ARRANQUE	31
CUBIERTA INFERIOR	32
DIRECCION	34
CONTROL	37
SOPORTE 1	40
SOPORTE 2	43
SOPORTE 3	45
SOPORTE 4	47
SOPORTE 5	49
COMPONER Y PODER VARILLA 1	52
COMPONER Y PODER VARILLA 2	54
FUNDA SUPERIOR	56
IMPULSOR E INFERIOR 1	58
IMPULSOR E INFERIOR 2	62
DEPOSITO DE COMBUSTIBLE	64
DIRECCIONGUIAR	65
CONTROL REMOTO COMPLETO	66
CONTROL REMOTO COMPL	67
MEDIDOR	70
ESTUCHE REPARATION 1	71
ESTUCHE REPARATION 2	73

INDICE

INDICE NUMERICO	74
-----------------------	----

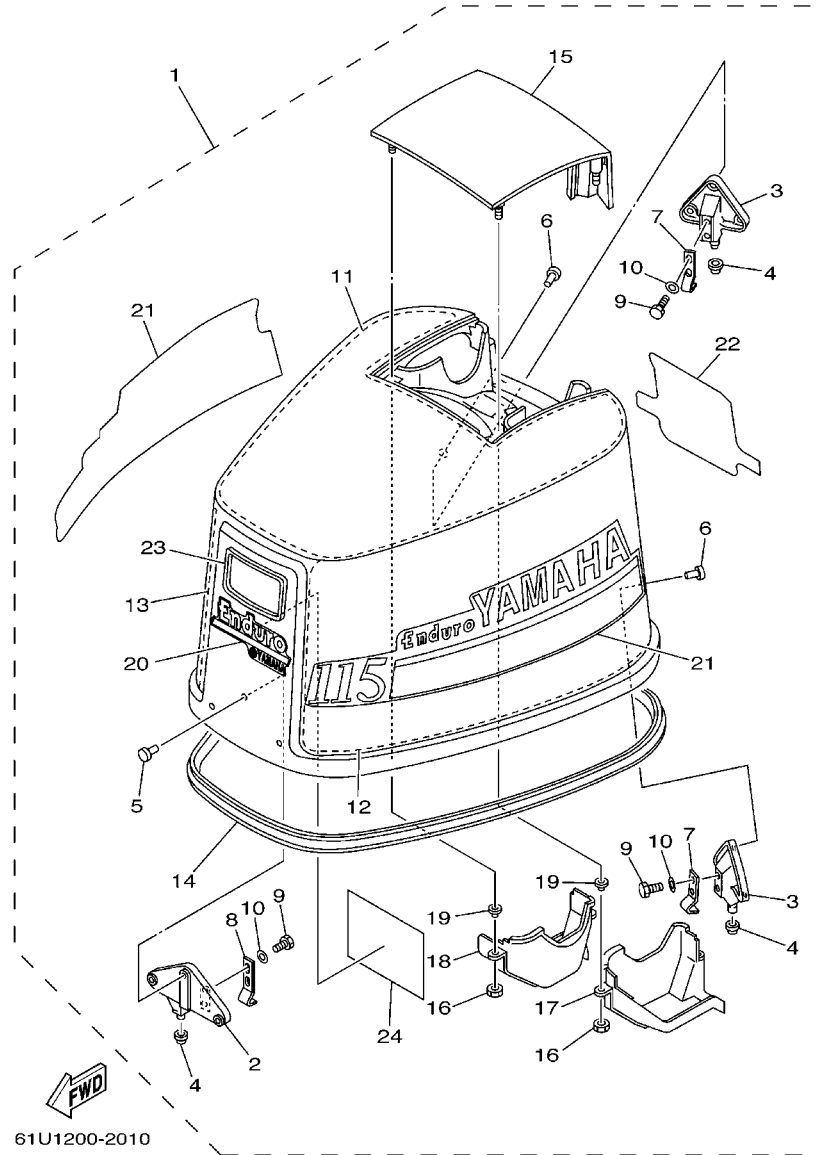


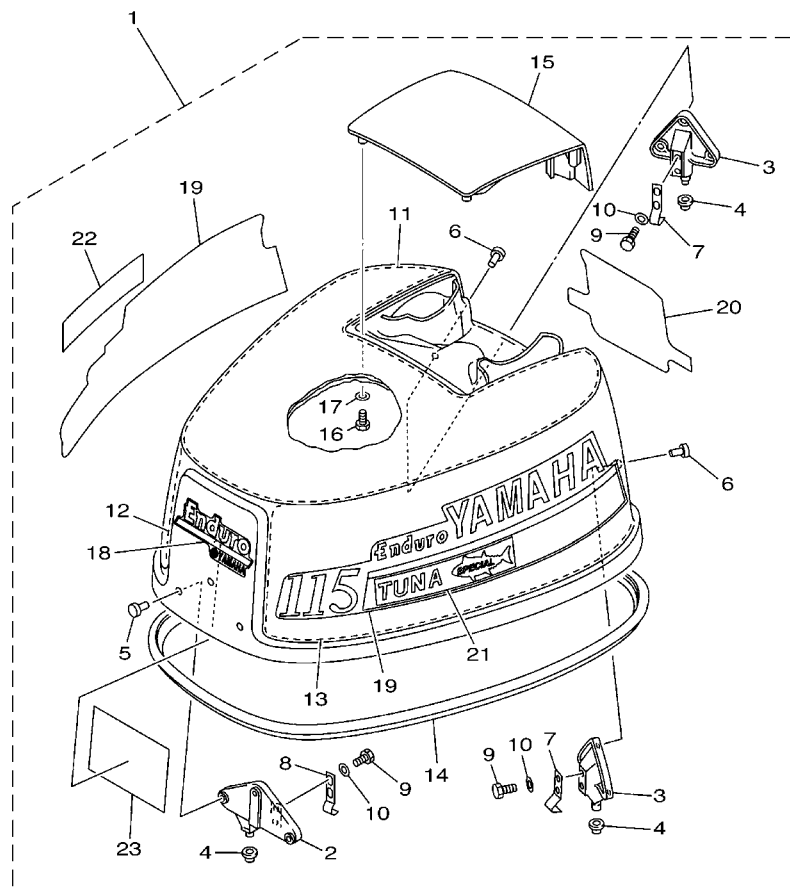
FIG. 1 TOP COWLING 1

SOPORTE SUPERIOR 1

REF. NO.	PART NO. CODIGO Nº	DESCRIPTION DESCRIPCION	ET	E	WH	MH	REMARKS OBSERVACIONES
1	61U-42610-L0-4D	TOP COWLING ASSY SOPORTE SUPERIOR COMPL.			1	1	
2	6E5-42647-00-94	.HOLDER, CLAMP BAND .MORDAZA DE ABRAZADERA			1	1	
3	6E5-42649-01-94	.HOLDER, CLAMP BAND .MORDAZA DE ABRAZADERA			2	2	
4	663-42662-00	.DAMPER .AMORTIGUADOR			3	3	
5	90266-06009	.RIVET .REMACHE			3	3	
6	90266-06M02	.RIVET .REMACHE			6	6	
7	6E5-42652-00	.HOOK .GANCHO			2	2	
8	688-42652-00	.HOOK .GANCHO			1	1	
9	97095-06016	.BOLT .PERNO			6	6	
10	92995-06600	.WASHER .ARANDELA			6	6	
11	6E5-42617-00	.DAMPER, FORM .HULE DE FORMA			1	1	
12	61U-42619-10	.DAMPER, FORM .HULE DE FORMA			1	1	
13	61U-42627-10	.DAMPER, FORM .AMORTIGUADOR FORMA 3			1	1	
14	6E5-42615-00	.SEAL .SELLO			1	1	
15	6G5-42613-00-4D	.MOLDING, AIR DUCT .MOLDURA CONDUCTO AIRE			1	1	
16	90179-06M24	.NUT .TUERCA			4	4	
17	61U-42626-00	.LOUVER, 1 .AMORTIGUADOR 1			1	1	
18	61U-42636-00	.LOUVER 2 .REJILLA 2			1	1	
19	90387-06M35	.COLLAR .ESPACIADOR			4	4	
20	61U-42677-J0	.GRAPHIC, FRONT .CALCAMONIA FRONTAL			1	1	
21	61U-W0070-H0	.GRAPHIC SET .JUEGO DE EMBLEMA			1	1	
22	61U-42678-H0	.GRAPHIC, REAR .CALCAMONIA TRASERA			1	1	
23	697-15761-01	.SEAL, RUBBER 1 .SELLO DE GOMA 1			1	1	
24	677-13437-0B	.MARK, CAUTION .MARKER			1	1	

FIG. 2 TOP COWLING 2

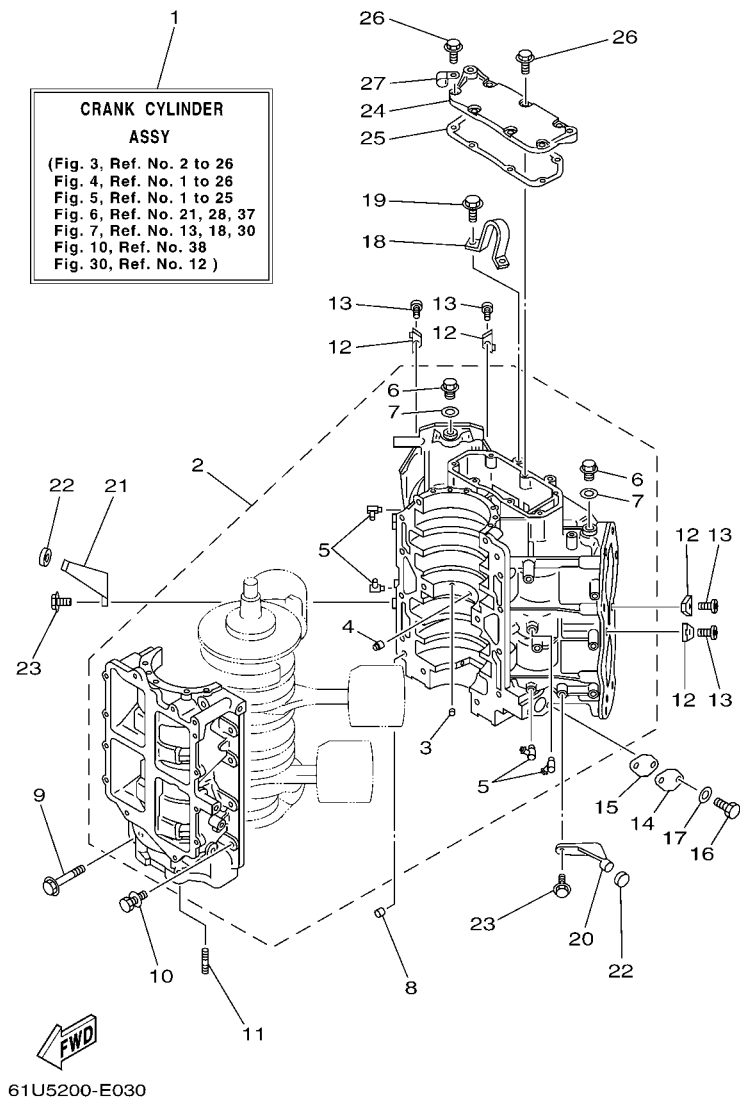
SOPORTE SUPERIOR 2



61U1200-2020

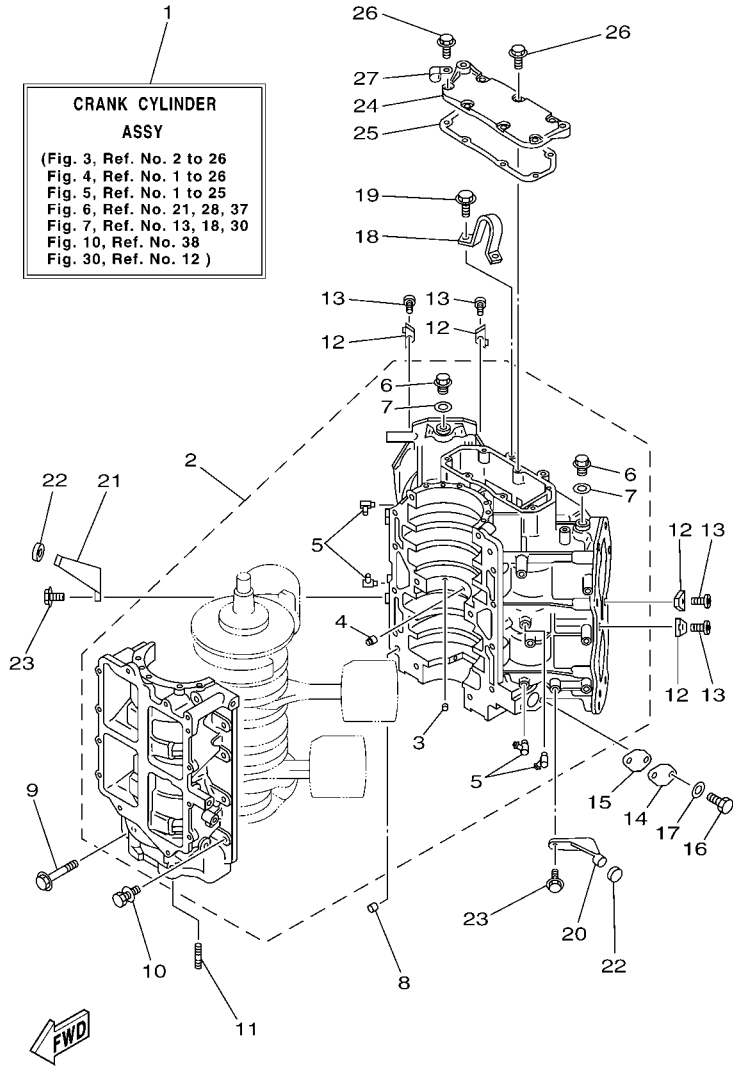
REF. NO.	PART NO. CODIGO Nº	DESCRIPTION DESCRIPCION	ET	E	WH	MH	REMARKS OBSERVACIONES
1	61U-42610-K0-4D	TOP COWLING ASSY SOPORTE SUPERIOR COMPL.	1	1			
	61U-42610-U0-4D	TOP COWLING ASSY SOPORTE SUPERIOR COMPL.	1	1			FOR TUNA FOR TUNA
2	6E5-42647-00-94	.HOLDER, CLAMP BAND .MORDAZA DE ABRAZADERA	1	1			
3	6E5-42649-01-94	.HOLDER, CLAMP BAND .MORDAZA DE ABRAZADERA	2	2			
4	663-42662-00	.DAMPER .AMORTIGUADOR	3	3			
5	90266-06009	.RIVET .REMACHE	3	3			
6	90266-06M02	.RIVET .REMACHE	6	6			
7	6E5-42652-00	.HOOK .GANCHO	2	2			
8	688-42652-00	.HOOK .GANCHO	1	1			
9	97095-06016	.BOLT .PERNO	6	6			
10	92995-06600	.WASHER .ARANDELA	6	6			
11	6E5-42617-00	.DAMPER, FORM .HULE DE FORMA	1	1			
12	6E5-42619-00	.DAMPER, FORM .HULE DE FORMA	1	1			
13	6E5-42627-00	.DAMPER, FORM .AMORTIGUADOR FORMA 3	1	1			
14	6E5-42615-00	.SEAL .SELLO	1	1			
15	6E5-42613-01-4D	.MOLDING, AIR DUCT .MOLDURA CONDUCTO AIRE	1	1			
16	97095-06016	.BOLT .PERNO	4	4			
17	92995-06600	.WASHER .ARANDELA	4	4			
18	61U-42677-J0	.GRAPHIC, FRONT .CALCAMONIA FRONTAL	1	1			
19	61U-W0070-H0	.GRAPHIC SET .JUEGO DE EMBLEMA	1	1			
20	61U-42678-H0	.GRAPHIC, REAR .CALCAMONIA TRASERA	1	1			
21	688-42681-61	.MARK, COWLING .MARCA DE CUBIERTA	1	1			FOR TUNA FOR TUNA
22	688-42682-61	.MARK, COWLING .MARCA DE CUBIERTA	1	1			FOR TUNA FOR TUNA
23	677-13437-0B	.MARK, CAUTION .MARKER	1	1			FOR TUNA

FIG. 3 CYLINDER & CRANKCASE 1 CILINDRO & CARTER 1

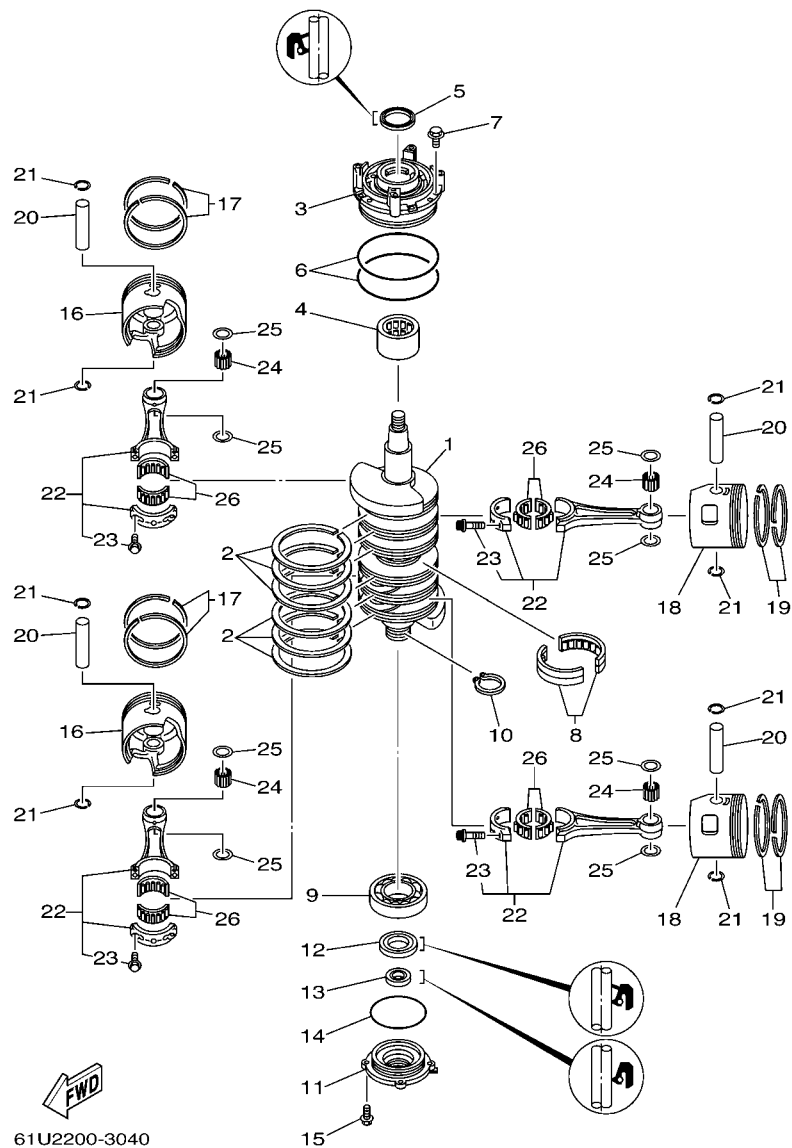


REF. NO.	PART NO. CODIGO Nº	DESCRIPTION DESCRIPCION	ET	E	WH	MH	REMARKS OBSERVACIONES
1	61U-W0090-05-1S	CRANK CYLINDER ASSY BLOQUE MOTOR COMPLETO	1	1	1	1	CALCIUM TYPE CALCIUM TYPE
	61U-W0090-20-1S	CRANK CYLINDER ASSY BLOQUE MOTOR COMPLETO	1				
2	61U-15100-00-1S	CRANKCASE ASSY CARTER COMPLETO	1	1	1	1	
3	624-11379-00	.VALVE, CHECK .VALVULA DE CONTROL	1	1	1	1	
4	663-11518-01	.LOCK, BEARING .SEGURO BALERO	1	1	1	1	
5	6E5-11372-01	.NIPPLE, HOSE .NIPLE DE MANGUERA	4	4	4	4	
6	90340-14M00	.PLUG, STRAIGHT SCREW .TORNILLO, DE DRENAJE	2	2	2	2	
7	90430-14115	.GASKET .JUNTA	2	2	2	2	
8	93608-12063	PIN, DOWEL PASADOR DE CLAVIJA	2	2	2	2	
9	90105-10M20	BOLT, FLANGE TORNILLO	6	6	6	6	
10	90119-08M94	BOLT, WITH WASHER TORNILLO CON ARANDELA	8	8	8	8	
11	90116-08026	BOLT, STUD ESPARRAGO	2	2	2	2	
12	6E5-11325-00	ANODE ANODO	4	4	4	4	
13	98780-04015	SCREW, FLAT HEAD TORNILLO CABEZA PLANA	4	4	4	4	
14	6R3-1131M-01	COVER CUBIERTA	1	1	1	1	
15	6R3-11397-01	GASKET EMPAQUE	1	1	1	1	
16	97013-06016	BOLT PERNO	2	2	2	2	
17	92903-06600	WASHER, PLATE RONDANA SENCILLA	2	2	2	2	
18	6E5-11119-01	HANGER, ENGINE SOPORTE DEL MOTOR	1	1			
	61U-11119-01	HANGER, ENGINE SOPORTE DEL MOTOR			1	1	
19	90119-08MA3	BOLT, WITH WASHER TORNILLO CON ARANDELA	2	2	2	2	
20	6E5-42761-00-1S	STOPPER RETEN 1	1	1	1	1	
21	6E5-42762-00-1S	STOPPER RETEN 2	1	1	1	1	
22	68F-44533-00	DAMPER, UPPER MOUNT RUBBER AMORTIGUADOR SUPERIOR	2	2	2	2	
23	90119-06MA2	BOLT, WITH WASHER TORNILLO CON ARANDELA	4	4	4	4	
24	6E5-11371-00-1S	COVER CUBIERTA 1	1	1	1	1	
25	6E5-11381-A2	GASKET 1 EMPAQUE 1	1	1	1	1	

FIG. 3 CYLINDER & CRANKCASE 1 CILINDRO & CARTER 1



REF. NO.	PART NO. CODIGO Nº	DESCRIPTION DESCRIPCION	ET	E	WH	MH	REMARKS OBSERVACIONES
26	90119-06MA2	BOLT, WITH WASHER TORNILLO CON ARANDELA	7	7	7	7	
27	90465-06M86	CLAMP BRIDA	1	1	1	1	



61U2200-3040

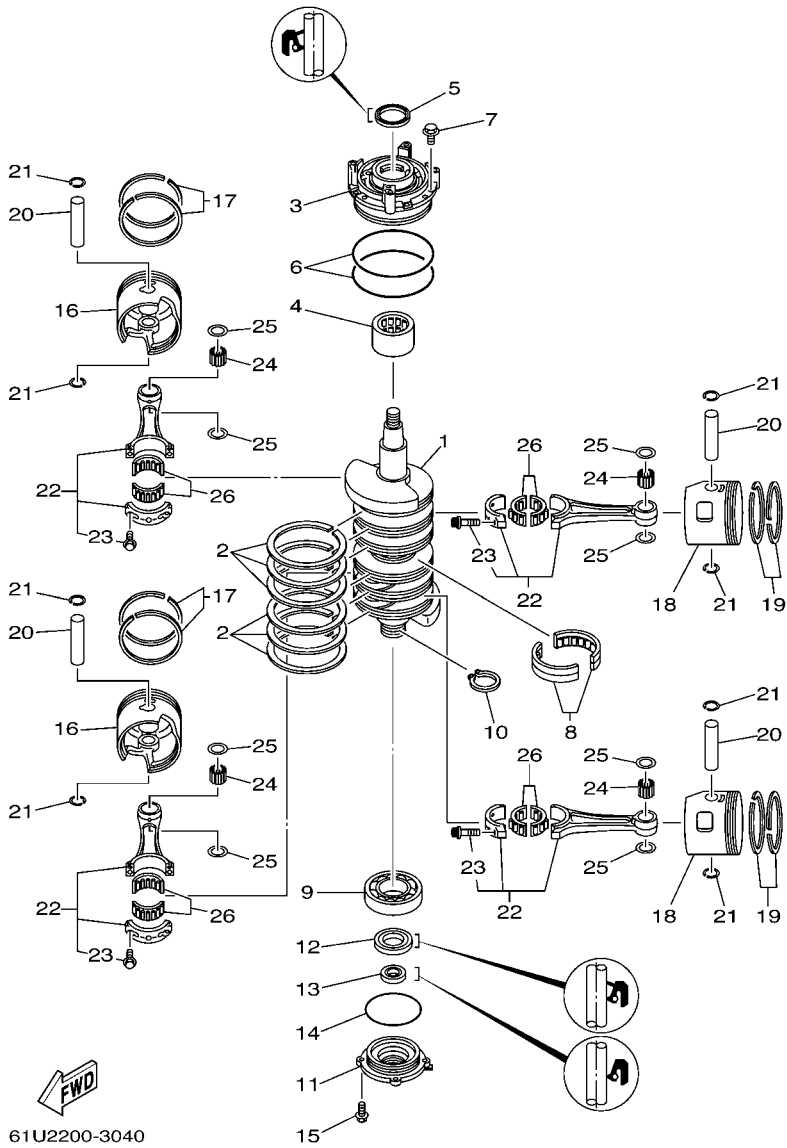
FIG. 4 CRANKSHAFT & PISTON

CIGUENAL & PISTON

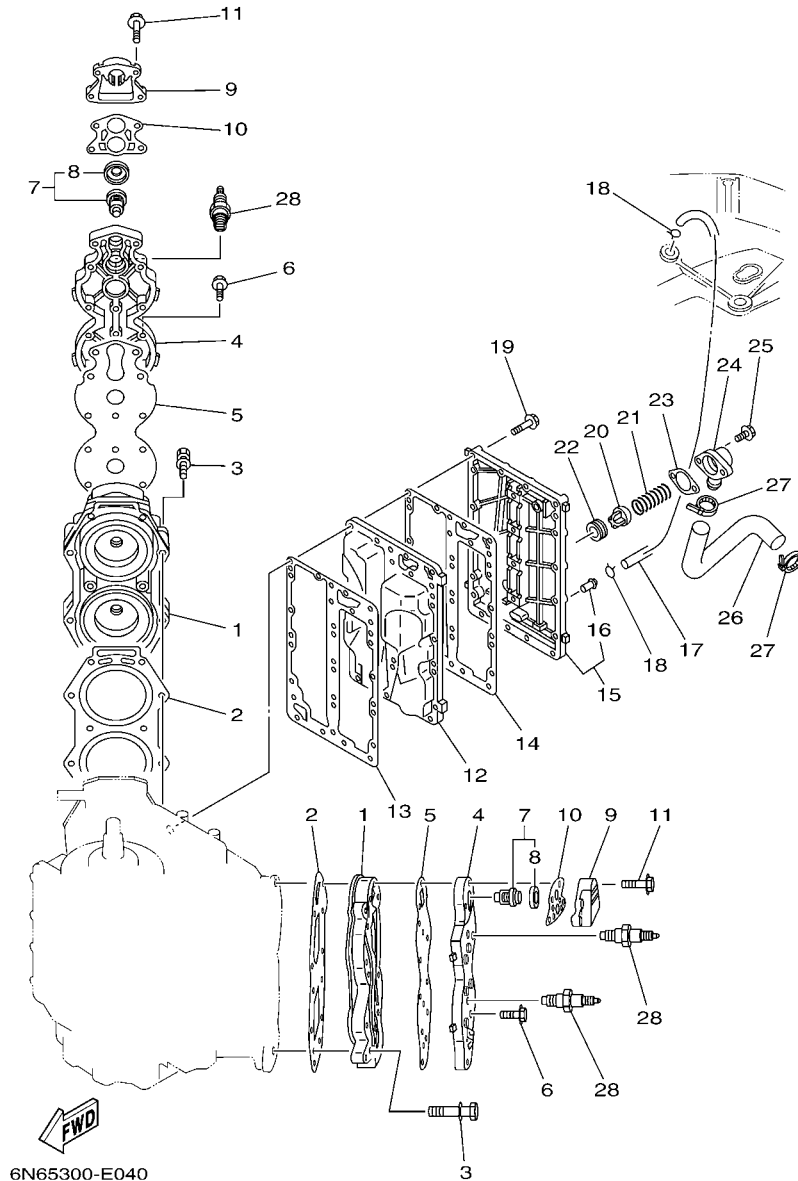
REF. NO.	PART NO. CODIGO Nº	DESCRIPTION DESCRIPCION	ET	E	WH	MH	REMARKS OBSERVACIONES
1	6N7-11411-01	CRANKSHAFT CIGUENAL	1	1	1	1	
2	6E5-11447-00	SEAL, CRANK SELLO MANIVELA	6	6	6	6	
3	6E5-15163-00-1S	HOUSING, BEARING 1 CAJA DE COJINETE 1	1	1	1	1	
4	93311-940U3	BEARING COJINETE DE RODILLOS	1	1	1	1	
5	93102-40M14	OIL SEAL SELLO ACEITE	1	1	1	1	
6	93211-04001	O-RING ANILLO O	2	2	2	2	
7	90119-06MA2	BOLT, WITH WASHER TORNILLO CON ARANDELA	4	4	4	4	
8	93310-954U1	BEARING COJINETE DE RODILLOS	1	1	1	1	
9	93306-208U0	BEARING COJINETE	1	1	1	1	
10	93410-40M03	CIRCLIP SEGURO	1	1	1	1	
11	6G5-15359-00-94	HOUSING, OIL SEAL CAJA DE SELLO DE ACEITE	1	1	1	1	
12	93102-35M13	OIL SEAL SELLO ACEITE	1	1	1	1	
13	93101-22M15	OIL SEAL SELLO ACEITE	1	1	1	1	
14	93210-74M35	O-RING ANILLO O	1	1	1	1	
15	90119-06MA2	BOLT, WITH WASHER TORNILLO CON ARANDELA	4	4	4	4	
16	6R5-11631-01-93	PISTON (STD) PISTON (NORMA)	2	2	2	2	
	6R5-11635-01	PISTON (0.25MM O/S) PISTON (0.25MM O/S)	2	2	2	2	AP AP
	6R5-11636-01	PISTON (0.50MM O/S) PISTON (0.50MM O/S)	2	2	2	2	AP AP
17	61U-11601-00	PISTON RING SET (STD) JUEGO DE AROS (NORMA)	2	2	2	2	
	61U-11601-10	PISTON RING SET (0.25MM O/S) JUEGO DE AROS (0.25MM O/S)	2	2	2	2	AP AP
	61U-11601-20	PISTON RING SET (0.50MM O/S) JUEGO DE AROS (0.50MM O/S)	2	2	2	2	AP AP
18	6R5-11642-01-93	PISTON 2 (STD) PISTON 2 (NORMA)	2	2	2	2	
	6R5-11645-01	PISTON 2 (0.25MM O/S) PISTON 2 (0.25MM O/S)	2	2	2	2	AP AP
	6R5-11646-01	PISTON 2 (0.50MM O/S) PISTON 2 (0.50MM O/S)	2	2	2	2	AP AP
19	61U-11601-00	PISTON RING SET (STD) JUEGO DE AROS (NORMA)	2	2	2	2	
	61U-11601-10	PISTON RING SET (0.25MM O/S) JUEGO DE AROS (0.25MM O/S)	2	2	2	2	AP AP
	61U-11601-20	PISTON RING SET (0.50MM O/S) JUEGO DE AROS (0.50MM O/S)	2	2	2	2	AP AP

FIG. 4 CRANKSHAFT & PISTON

CIGUENAL & PISTON



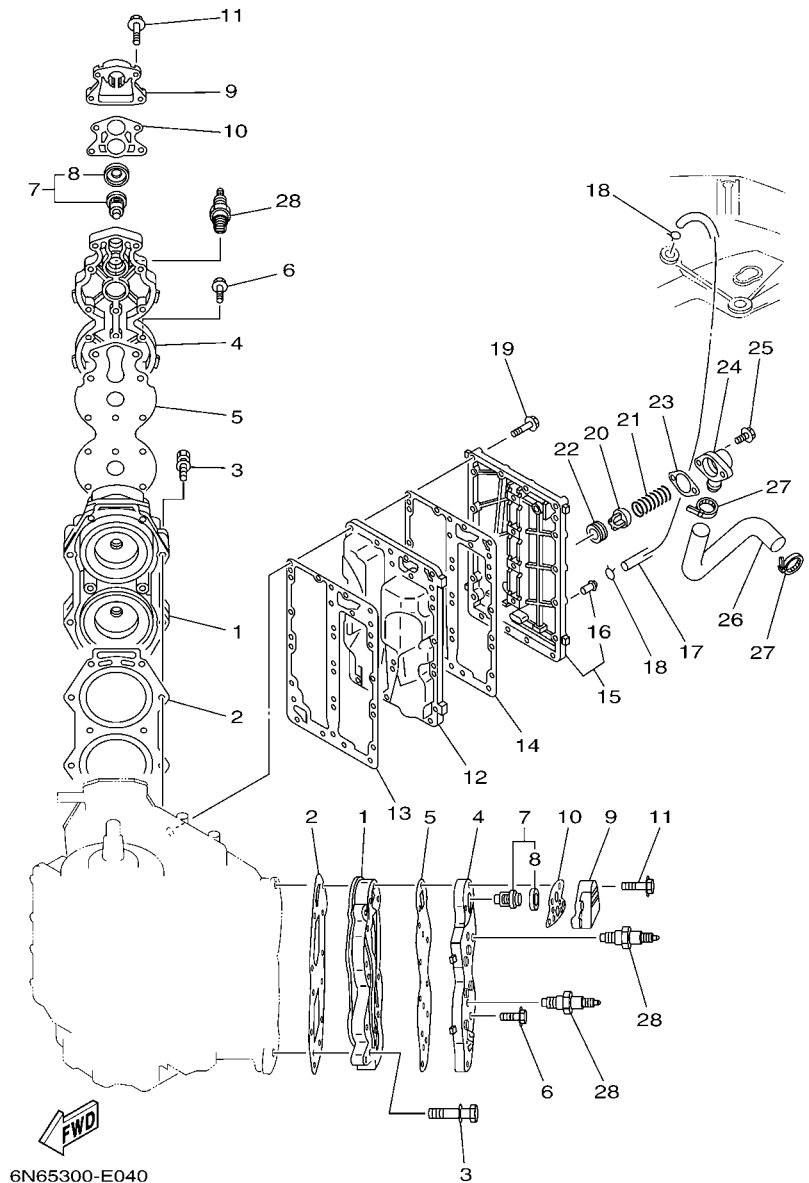
REF. NO.	PART NO. CODIGO Nº	DESCRIPTION DESCRIPCION	ET	E	WH	MH	REMARKS OBSERVACIONES
20	6K7-11633-00	PIN, PISTON PASADOR, PISTON	4	4	4	4	
21	6E5-11634-00	CLIP, PISTON PIN PRESILLA, BULON DE PISTON	8	8	8	8	
22	6E5-11650-01	CONNECTING ROD ASSY BIELA COMPLETA	4	4	4	4	
23	90109-08022	.BOLT .PERNO	2	2	2	2	
24	93603-21111	PIN, DOWEL PASADOR DE CLAVIJA	1	1	1	1	UN(QTY:120) UN(QTY:120)
25	90201-21M75	WASHER, PLATE ARANDELA PLANA	8	8	8	8	
26	93310-836U0	BEARING COJINETE DE RODILLOS	4	4	4	4	



6N65300-E040

FIG. 5 CYLINDER & CRANKCASE 2 CILINDRO & CARTER 2

REF. NO.	PART NO. CODIGO Nº	DESCRIPTION DESCRIPCION	ET	E	WH	MH	REMARKS OBSERVACIONES
1	6E5-11111-00-1S	HEAD, CYLINDER 1 CULATA CILINDRO 1	2	2	2	2	CALCIUM TYPE CALCIUM TYPE
	6E5-11111-20-1S	HEAD, CYLINDER 1 CULATA CILINDRO 1	2				
2	6E5-11181-A1	GASKET, CYLINDER HEAD 1 JUNTA, DE CULATA 1	2	2	2	2	EXCEPT CALCIUM EXCEPT CALCIUM
3	90119-08MA8	BOLT, WITH WASHER TORNILLO CON ARANDELA	20	20	20	20	
4	6E5-11191-01-1S	COVER, CYLINDER HEAD 1 TAPA CULATA DE CILINDRO 1	2	2	2	2	
5	6E5-11193-A0	GASKET, HEAD COVER 1 EMPAQUE	2	2	2	2	
6	90119-06MA4	BOLT, WITH WASHER TORNILLO CON ARANDELA	24	24	24	24	EXCEPT CALCIUM EXCEPT CALCIUM
7	6E5-12411-30	THERMOSTAT TERMOSTAT	2	2	2	2	
8	688-12412-00	.SEAL, THERMOSTAT .SELLO TERMOSTATO	1	1	1	1	EXCEPT CALCIUM EXCEPT CALCIUM
9	6G5-12413-00-1S	COVER, THERMOSTAT CUBIERTA TERMOSTATO	2	2	2	2	
10	688-12414-A1	GASKET, COVER EMPAQUE	2	2	2	2	EXCEPT CALCIUM EXCEPT CALCIUM
11	90119-06MA6	BOLT, WITH WASHER TORNILLO CON ARANDELA	8	8	8	8	
12	6E5-41111-00-1S	INNER COVER, EXHAUST CUBIERTA INTERIOR DE ESCAPE	1	1	1	1	EXCEPT CALCIUM EXCEPT CALCIUM
13	6E5-41112-A1	GASKET, EXHAUST INNER COVER EMPAQUE	1	1	1	1	
14	6E5-41114-A0	GASKET, EXHAUST OUTER COVER EMPAQUE	1	1	1	1	EXCEPT CALCIUM EXCEPT CALCIUM
15	6N7-41113-00-1S	OUTER COVER, EXHAUST CUBOERTA EXTERIOR DE ESCAPE	1	1	1	1	
16	650-24378-00	.PIPE, JOINT 4 .TUBO DE UNION 3	1	1	1	1	EXCEPT CALCIUM EXCEPT CALCIUM
17	6E5-24312-00	PIPE 2 TUBO 2	1	1	1	1	
18	90467-08004	CLIP PRESILLA	2	2	2	2	EXCEPT CALCIUM EXCEPT CALCIUM
19	90119-06MA5	BOLT, WITH WASHER TORNILLO CON ARANDELA	23	23	23	23	
20	60H-12416-00	VALVE, PRESSURE CONTROL VALVULA DE CONTROL DE PRESION	1	1	1	1	EXCEPT CALCIUM EXCEPT CALCIUM
21	90501-16M11	SPRING, COMPRESSION RESORTE DE COMPRESION	1	1	1	1	
22	90480-20M05	GROMMET TAPON	1	1	1	1	EXCEPT CALCIUM EXCEPT CALCIUM
23	6G5-11382-A1	GASKET 2 EMPAQUE 2	1	1	1	1	
24	6G5-11372-00-1S	COVER, BYPASS 2 CUBIERTA	1	1	1	1	EXCEPT CALCIUM EXCEPT CALCIUM
25	97595-06420	BOLT, WITH WASHER PERNO CON ARANDELA	2	2	2	2	
26	6E5-12576-00	HOSE 1 MANGUERA 1	1	1	1	1	



6N65300-E040

FIG. 5 CYLINDER & CRANKCASE 2 CILINDRO & CARTER 2

REF. NO.	PART NO. CODIGO Nº	DESCRIPTION DESCRIPCION	ET	E	WH	MH	REMARKS OBSERVACIONES
27	90465-13M18	CLAMP BRIDA	2	2	2	2	
28	94702-00160	PLUG, SPARK (NGK B8HS-10) BUJIA (NGK B8HS-10)	4	4	4	4	
	94702-00247	PLUG, SPARK (NGK BR8HS-10) BUJIA (NGK BR8HS-10)	4				FOR CHN,CAR(CE) FOR CHN,CAR(CE)

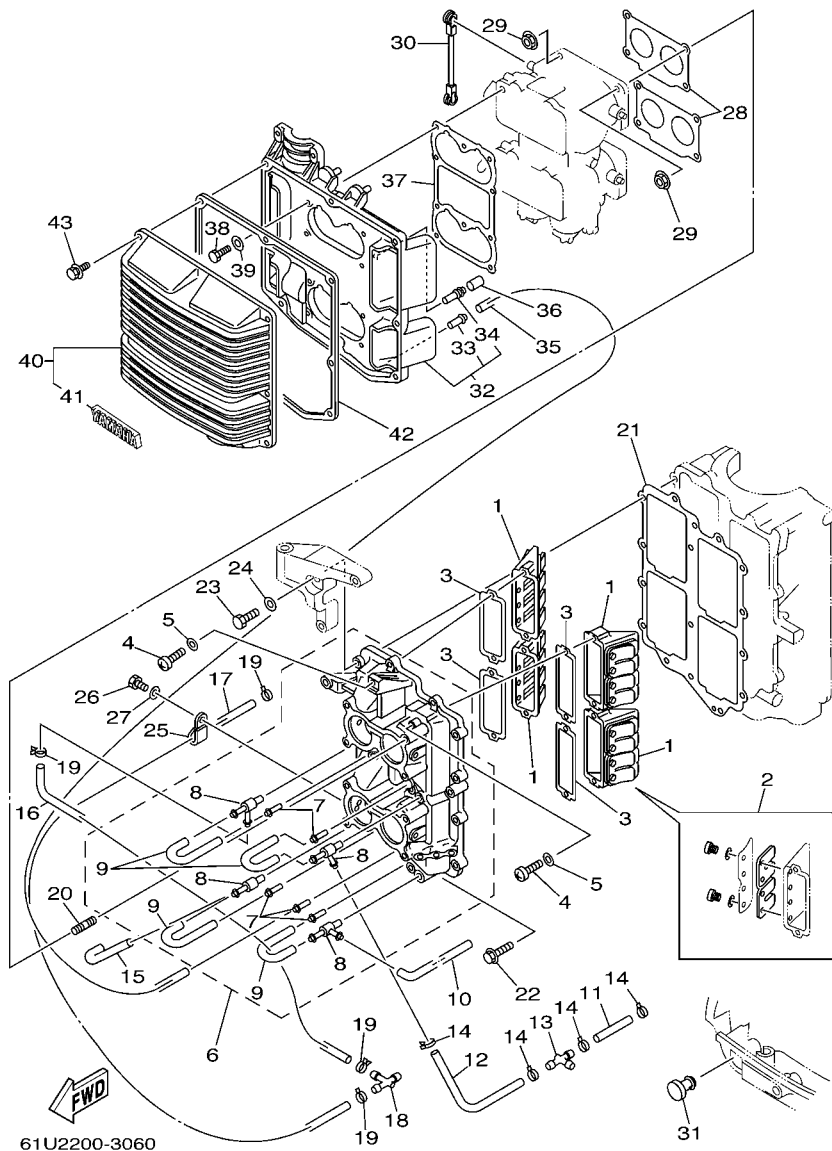


FIG. 6 INTAKE 1

ADMISION 1

REF. NO.	PART NO. CODIGO Nº	DESCRIPTION DESCRIPCION	ET	E	WH	MH	REMARKS OBSERVACIONES
1	6E5-13610-00	REED VALVE ASSY VALVULA DE LAMINAS COMPLETA			4	4	
2	6E5-W0004-00	.REED SET .JUEGO DE VALVULAS DE LENGUETA			1	1	
3	6E5-13621-A1	GASKET, VALVE SEAT JUNTA, DE VALV.DE EMPAQUE			4	4	
4	97880-05025	SCREW, PAN HEAD TORNILLO DE CABEZA CON PLANA			8	8	
5	92990-05600	WASHER, PLATE ARANDELA PLANA			8	8	
6	6E5-13641-03-1S	MANIFOLD 1 MULTIPLE 1			1	1	
7	624-14485-00	.PIPE, JOINT .TUBO DE UNION			5	5	
8	6E5-11370-01	.CHECK VALVE ASSY .VALVULA DE CONTROL COMPL.			4	4	
9	90445-07M28	.HOSE (L70) .TUBO (L70)			4	4	
10	90445-07M24	HOSE (L240) TUBO (L240)			1	1	
11	90445-07M25	HOSE (L53) TUBO (L53)			1	1	
12	90445-07M23	HOSE (L408) TUBO (L408)			1	1	
13	6E0-24378-00	PIPE, JOINT 3 TUBO DE UNION 3			1	1	
14	90468-07M02	CLIP PRESILLA			4	4	
15	90445-07M46	HOSE (L360) TUBO (L360)			1	1	
16	90445-07M59	HOSE (L410) TUBO (L410)			1	1	
17	90445-07M27	HOSE (L310) TUBO (L310)			1	1	
18	6E0-24378-00	PIPE, JOINT 3 TUBO DE UNION 3			1	1	
19	90468-07M02	CLIP PRESILLA			4	4	
20	90116-06M30	BOLT, STUD ESPARRAGO			8	8	
21	6E5-13645-A1	GASKET, MANIFOLD 1 EMPAQUE			1	1	
22	90119-06MA3	BOLT, WITH WASHER TORNILLO CON ARANDELA			9	9	
23	97013-06045	BOLT PERNO			3	3	
24	92903-06600	WASHER, PLATE RONDANA SENCILLA			3	3	
25	90465-06M86	CLAMP BRIDA			1	1	
26	97095-06012	BOLT PERNO				1	
27	92995-06600	WASHER ARANDELA				1	

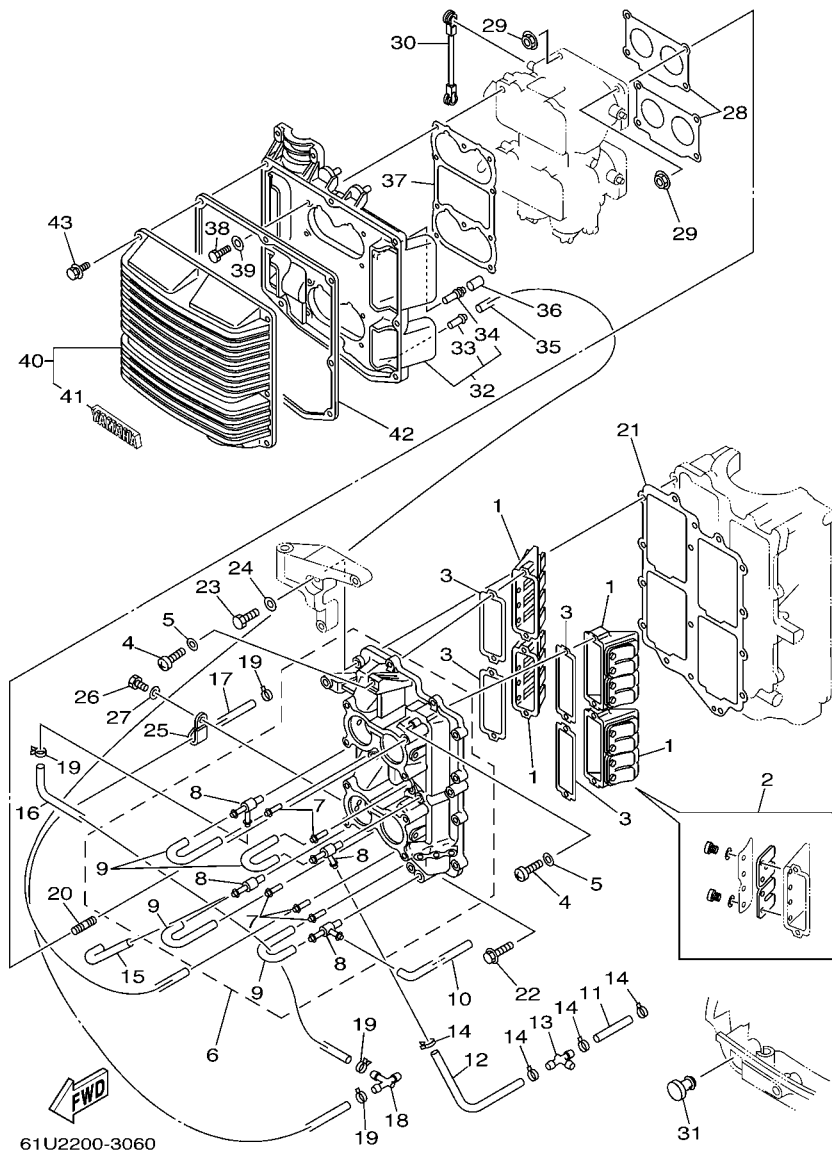


FIG. 6 INTAKE 1

ADMISION 1

REF. NO.	PART NO. CODIGO Nº	DESCRIPTION DESCRIPCION	ET	E	WH	MH	REMARKS OBSERVACIONES
28	6E5-14198-A2	GASKET EMPAQUE			2	2	
29	90179-06M28	NUT TUERCA			8	8	
30	6E5-41217-01	ROD, ACCEL. LEVER VARILLA PALANCA ACELERADOR			1	1	
31	6G1-42748-00	GROMMET TAPON			1	1	
32	61U-14417-00-94	COVER 1 CUBIERTA 1			1	1	
33	624-14485-00	.PIPE, JOINT .TUBO DE UNION			1	1	
34	6E5-14485-00	.PIPE, JOINT .TUBO DE UNION			1	1	
35	90445-07M23	HOSE (L408) TUBO (L408)			1	1	
36	647-14395-60	CAP, OVERFLOW PIPE TAPA DE TUBO REBOSAMIENTO			1	1	
37	6E5-14483-A1	GASKET EMPAQUE			1	1	
38	97013-06020	BOLT PERNO			8	8	
39	92903-06600	WASHER, PLATE RONDANA SENCILLA			8	8	
40	6E5-14418-00	COVER 2 CUBIERTA 2			1	1	
41	6E5-1441K-00	.EMBLEM .EMBLEMA			1	1	
42	6E5-14416-A1	GASKET, AIR CLEANER EMPAQUE			1	1	
43	90119-06M31	BOLT, WITH WASHER TORNILLO CON ARANDELA			8	8	

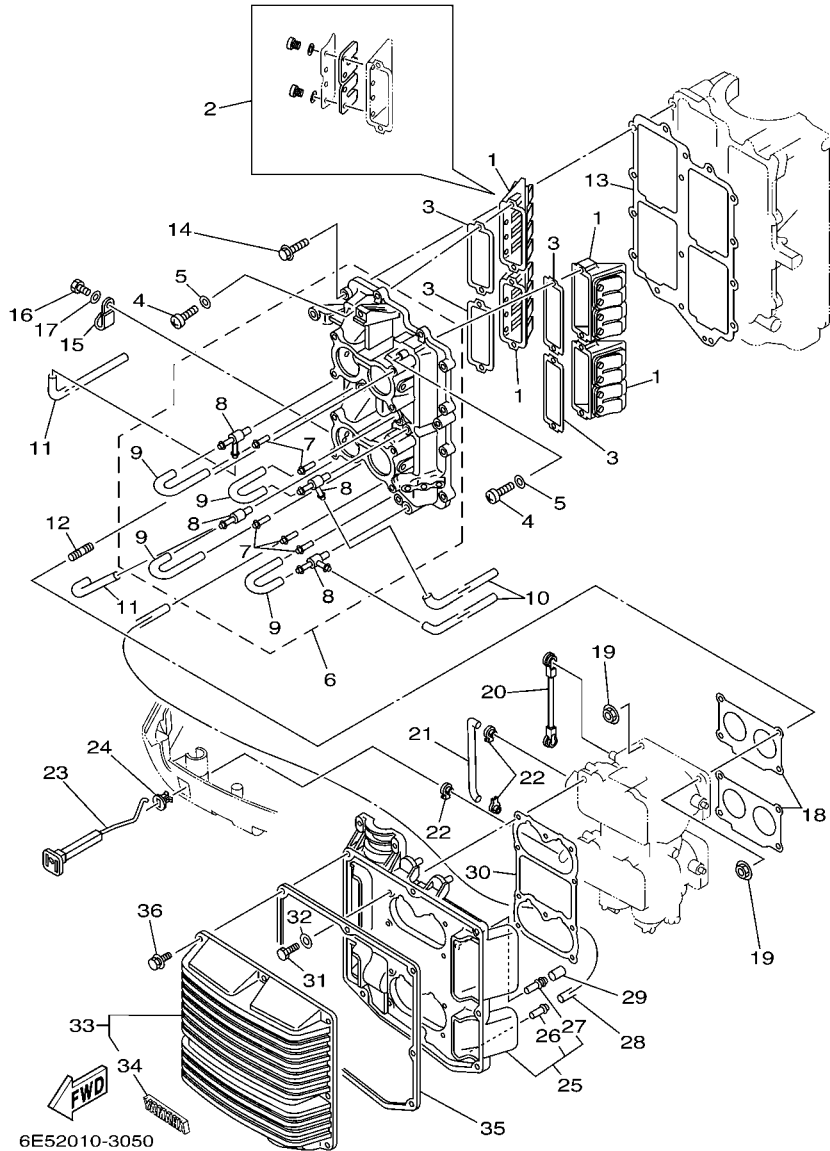


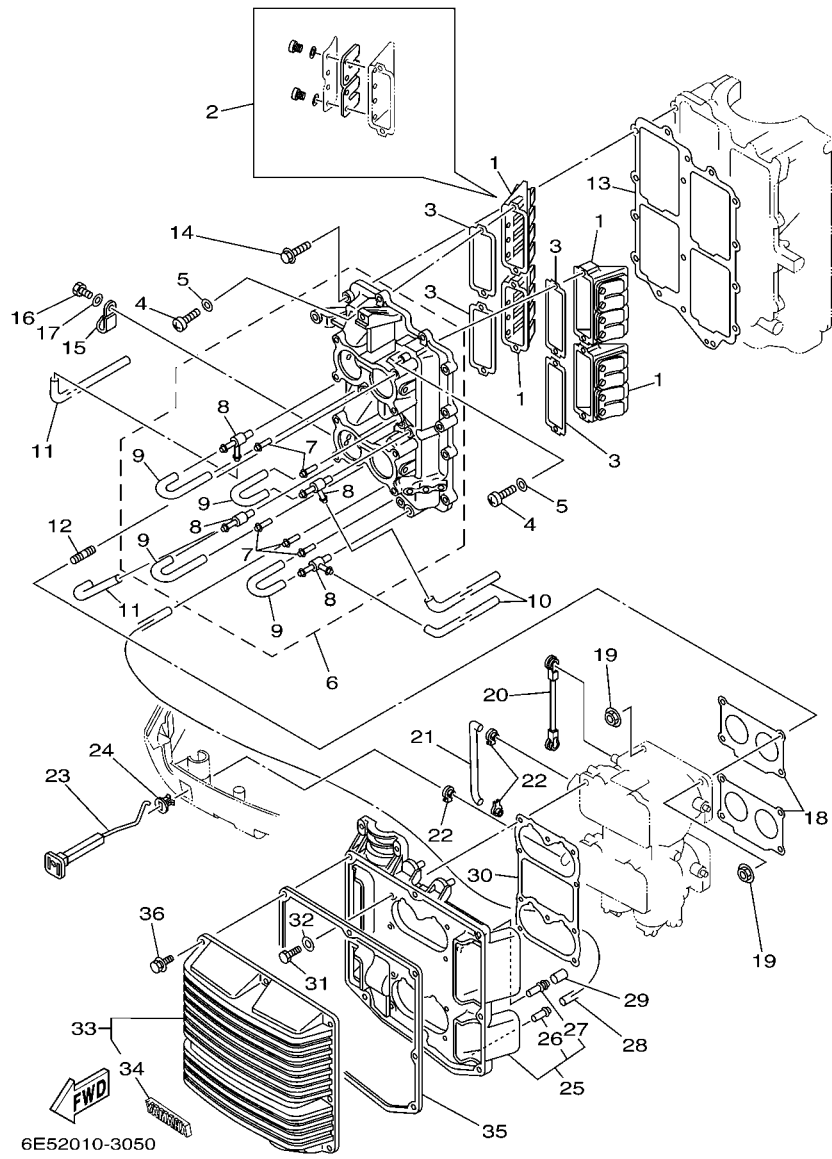
FIG. 7 INTAKE 2

ADMISION 2

REF. NO.	PART NO. CODIGO N°	DESCRIPTION DESCRIPCION	ET	E	WH	MH	REMARKS OBSERVACIONES
1	6E5-13610-00	REED VALVE ASSY VALVULA DE LAMINAS COMPLETA	4	4			
2	6E5-W0004-00	.REED SET .JUEGO DE VALVULAS DE LENGUETA	1	1			
3	6E5-13621-A1	GASKET, VALVE SEAT JUNTA, DE VALV.DE EMPAQUE	4	4			
4	97880-05025	SCREW, PAN HEAD TORNILLO DE CABEZA CON PLANA	8	8			
5	92990-05600	WASHER, PLATE ARANDELA PLANA	8	8			
6	6E5-13641-03-1S	MANIFOLD 1 MULTIPLE 1	1	1			
7	624-14485-00	.PIPE, JOINT .TUBO DE UNION	5	5			
8	6E5-11370-01	.CHECK VALVE ASSY .VALVULA DE CONTROL COMPL.	4	4			
9	90445-07M28	.HOSE (L70) .TUBO (L70)	4	4			
10	90445-07M24	HOSE (L240) TUBO (L240)	2	2			
11	90445-07M46	HOSE (L360) TUBO (L360)	2	2			
12	90116-06M30	BOLT, STUD ESPARRAGO	8	8			
13	6E5-13645-A1	GASKET, MANIFOLD 1 EMPAQUE	1	1			
14	90119-06MA3	BOLT, WITH WASHER TORNILLO CON ARANDELA	12	12			
15	90465-06M86	CLAMP BRIDA	1	1			
16	97095-06012	BOLT PERNO	1	1			
17	92995-06600	WASHER ARANDELA	1	1			
18	6E5-14198-A2	GASKET EMPAQUE	2	2			
19	90179-06M28	NUT TUERCA	8	8			
20	6E5-41217-01	ROD, ACCEL. LEVER VARILLA PALANCA ACELERADOR	1	1			
21	6E5-41256-01	ROD, CHOKE 1 VARILLA DE AHOGADOR	1	1			
22	661-41262-02	JOINT, CHOKE LEVER CONECTOR DE AHOGADOR	3	3			
23	6E5-41271-02	KNOB, CHOKE PERILLA AHOGADOR	1	1			
24	689-41273-00	GROMMET TAPON PROTECTOR	1	1			
25	6E5-14417-10-94	COVER 1 CUBIERTA 1	1	1			
26	624-14485-00	.PIPE, JOINT .TUBO DE UNION	1	1			
27	6E5-14485-00	.PIPE, JOINT .TUBO DE UNION	1	1			

FIG. 7 INTAKE 2

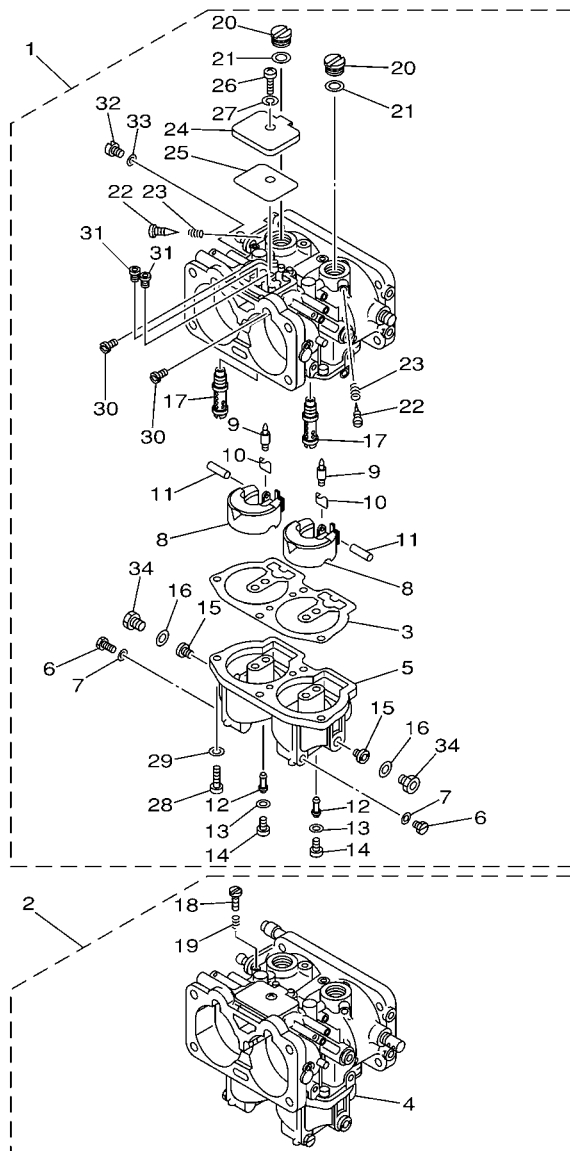
ADMISION 2



REF. NO.	PART NO. CODIGO N°	DESCRIPTION DESCRIPCION	ET	E	WH	MH	REMARKS OBSERVACIONES
28	90445-07M23	HOSE (L408) TUBO (L408)	1	1			
29	647-14395-60	CAP, OVERFLOW PIPE TAPA DE TUBO REBOSAMIENTO	1	1			
30	6E5-14483-A1	GASKET EMPAQUE	1	1			
31	97013-06020	BOLT PERNO	8	8			
32	92903-06600	WASHER, PLATE RONDANA SENCILLA	8	8			
33	6E5-14418-00	COVER 2 CUBIERTA 2	1	1			
34	6E5-1441K-00	.EMBLEM .EMBLEMA	1	1			
35	6E5-14416-A1	GASKET, AIR CLEANER EMPAQUE	1	1			
36	90119-06M31	BOLT, WITH WASHER TORNILLO CON ARANDELA	8	8			

FIG. 8 CARBURETOR 1

CARBURADOR 1

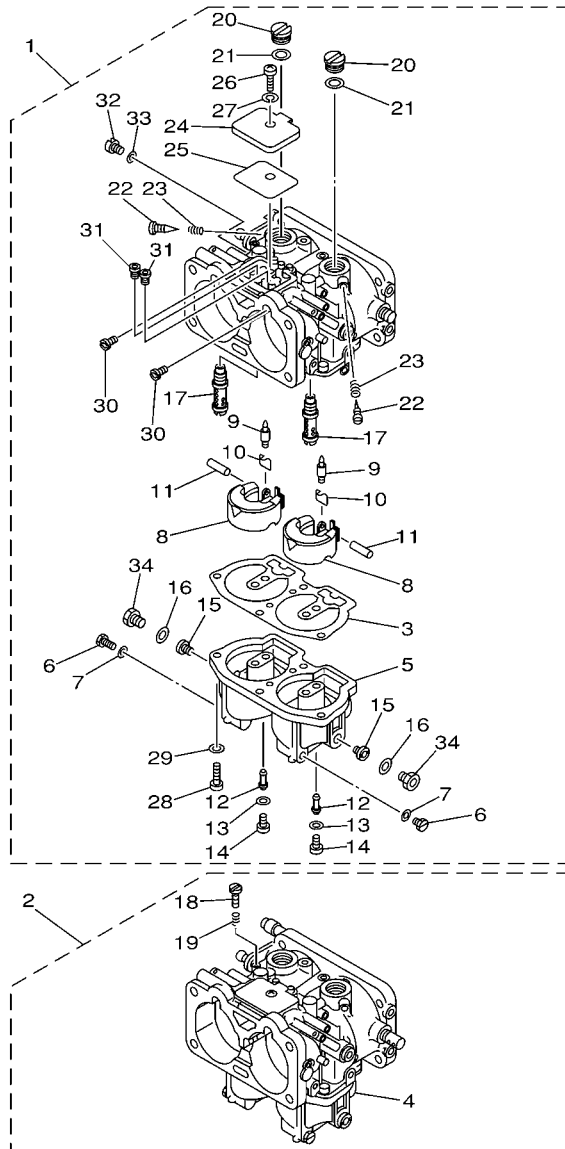


61U0200-0080

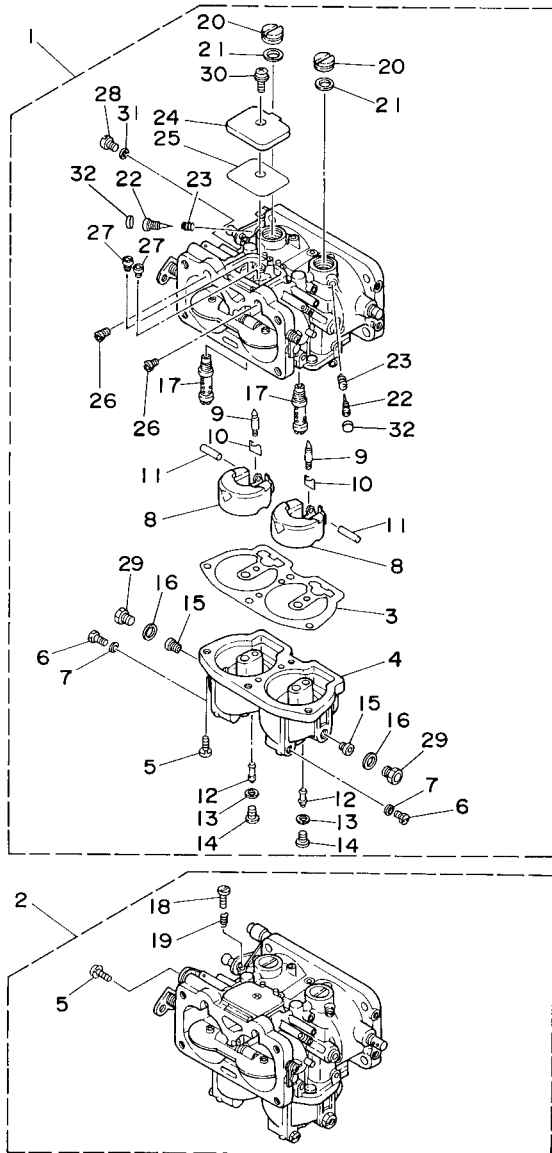
REF. NO.	PART NO. CODIGO Nº	DESCRIPTION DESCRIPCION	ET	E	WH	MH	REMARKS OBSERVACIONES
1	61U-14301-M2	CARBURETOR ASSY 1 CARBURADOR COMPLETO 1			1	1	
2	61U-14302-M2	CARBURETOR ASSY 2 CARBURADOR COMPLETO 2			1	1	
3	6E5-14384-04	.GASKET, FLOAT CHAMBER .EMPAQUE DE CAMARA DE BOIA			2	2	
4	61U-14381-00	.BODY, FLOAT CHAMBER .CUERPO DE CAMARA DE BOIA			1	1	#2 #2
5	61U-14381-M0	.BODY, FLOAT CHAMBER .CUERPO DE CAMARA DE BOIA			1	1	#1 #1
6	6E5-14383-01	.SCREW, DRAIN .TORNILLO DE DRENAJE			4	4	
7	6J8-14959-00	.GASKET .EMPAQUE			4	4	
8	6E5-14385-02	.FLOAT .BOIA			4	4	
9	6E5-14546-00	.VALVE, NEEDLE .VALVULA DE AGUJA			4	4	
10	6E5-14159-00	.CLIP .PRESILLA			4	4	
11	6E5-14386-02	.PIN, FLOAT .PASADOR DE BOIA			4	4	
12	61U-1492F-39	.JET, AIR SLOW (#78) .ESPREA (#78)			4	4	
13	61U-14959-00	.GASKET .EMPAQUE			4	4	
14	61U-14394-00	.VALVE, DRAIN .VALVULA DE DRENAJE			4	4	
15	61A-1492E-87	.JET, MAIN (#174) .INJECTOR, PRINCIPAL (#174)			4	4	
16	6E5-14398-01	.GASKET .EMPAQUE			4	4	
17	6E5-1492A-00	.NOZZLE, MAIN .BOQUILLA, PRINCIPAL			4	4	
18	6E5-14321-00	.SCREW, THROTTLE .TORNILLO DE OBTURADOR			1	1	#2 #2
19	6J8-14334-00	.SPRING, THROTTLE .RESORTE DE AJUSTADOR DE AIRE			1	1	#2 #2
20	6E5-14328-01	.PLUG .TORNILLO TOPE DE PILOTO			4	4	
21	6E5-14979-00	.GASKET .EMPAQUE DE ARRANQUE			4	4	
22	6E5-14323-03	.SCREW, AIR ADJUSTING .TORNILLO DE AJUSTE DE AIRE			4	4	
23	6E5-14223-00	.SPRING, AIR ADJUSTING .RESORTE, AJUSTE DE AIRE			4	4	
24	6E5-14527-01	.PLATE .PLACA			2	2	
25	6E5-14959-01	.GASKET .EMPAQUE			2	2	
26	97880-05008	.SCREW, PAN HEAD .TORNILLO DE CABEZA CON PLANA			2	2	
27	92900-05100	.WASHER .RONDANA			2	2	

FIG. 8 CARBURETOR 1

CARBURADOR 1



REF. NO.	PART NO. CODIGO Nº	DESCRIPTION DESCRIPCION	ET	E	WH	MH	REMARKS OBSERVACIONES
28	97880-05016	.SCREW, PAN HEAD .TORNILLO DE CABEZA CON PLANA			8	8	
29	92900-05100	.WASHER .RONDANA			8	8	
30	61A-1492H-12	.JET, SLOW AIR BLEED (#60) .ESPREA AIRE (#60)			4	4	
31	61A-1492G-54	.JET, MAIN AIR BLEED .INYECTOR, PRINCIPAL AIRE			4	4	
32	6E5-14324-00	.SCREW, FLAT HEAD .TORNILLO CABEZA PLANA			2	2	
33	6J8-14959-00	.GASKET .EMPAQUE			2	2	
34	61A-14383-01	.SCREW, DRAIN .TORNILLO DE DRENAJE			4	4	

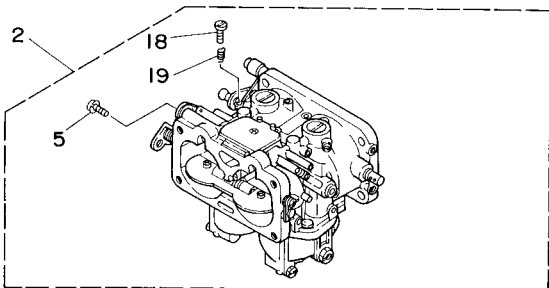
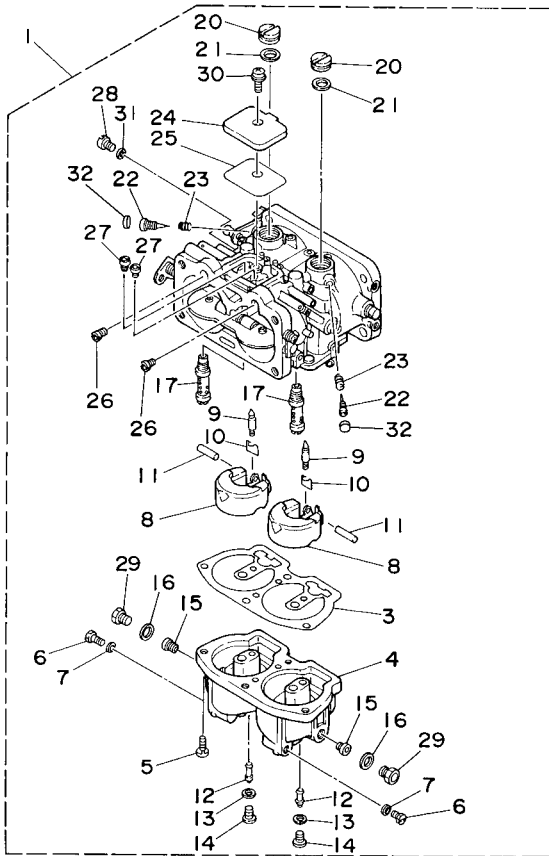


61U4200-D090

FIG. 9 CARBURETOR 2

CARBURADOR 2

REF. NO.	PART NO. CODIGO Nº	DESCRIPTION DESCRIPCION	ET	E	WH	MH	REMARKS OBSERVACIONES
1	61U-14301-03	CARBURETOR ASSY 1 CARBURADOR COMPLETO 1	1	1			
	61U-14301-10	CARBURETOR ASSY 1 CARBURADOR COMPLETO 1	1				FOR CAR(EPA) FOR CAR(EPA)
2	61U-14302-03	CARBURETOR ASSY 2 CARBURADOR COMPLETO 2	1	1			
	61U-14302-10	CARBURETOR ASSY 2 CARBURADOR COMPLETO 2	1				FOR CAR(EPA) FOR CAR(EPA)
3	6E5-14384-04	.GASKET, FLOAT CHAMBER .EMPAQUE DE CAMARA DE BOIA	2	2			
	64D-14384-01	.GASKET, FLOAT CHAMBER .EMPAQUE DE CAMARA DE BOIA	2				FOR CAR(EPA) FOR CAR(EPA)
4	61U-14381-00	.BODY, FLOAT CHAMBER .CUERPO DE CAMARA DE BOIA	2	2			
5	97980-05116	.SCREW, WITH WASHER .TORNILLO, CON ARANDELA	9	9			
6	6E5-14383-01	.SCREW, DRAIN .TORNILLO DE DRENAJE	4	4			
7	6J8-14995-00	.GASKET .EMPAQUE	4	4			
8	6E5-14385-02	.FLOAT .BOIA	4	4			
9	6E5-14546-00	.VALVE, NEEDLE .VALVULA DE AGUJA	4	4			
10	6E5-14159-00	.CLIP .PRESILLA	4	4			
11	6E5-14386-02	.PIN, FLOAT .PASADOR DE BOIA	4	4			
12	61U-1492F-39	.JET, AIR SLOW (#78) .ESPREA (#78)	4	4			
13	61U-14959-00	.GASKET .EMPAQUE	4	4			
14	61U-14394-00	.VALVE, DRAIN .VALVULA DE DRENAJE	4	4			
	64D-14394-00	.VALVE, DRAIN .VALVULA DE DRENAJE	4				FOR CAR(EPA) FOR CAR(EPA)
15	61A-1492E-87	.JET, MAIN (#174) .INYECTOR, PRINCIPAL (#174)	4	4			
16	6E5-14398-01	.GASKET .EMPAQUE	4	4			
17	6E5-1492A-00	.NOZZLE, MAIN .BOQUILLA, PRINCIPAL	4	4			
18	6E5-14321-00	.SCREW, THROTTLE .TORNILLO DE OBTURADOR	1	1			#2 #2 #2 #2
19	6J8-14334-00	.SPRING, THROTTLE .RESORTE DE AJUSTADOR DE AIRE	1	1			
20	6E5-14328-01	.PLUG .TORNILLO TOPE DE PILOTO	4	4			
21	6E5-14979-00	.GASKET .EMPAQUE DE ARRANQUE	4	4			
22	6E5-14323-03	.SCREW, AIR ADJUSTING .TORNILLO DE AJUSTE DE AIRE	4	4			
23	6E5-14223-00	.SPRING, AIR ADJUSTING .RESORTE, AJUSTE DE AIRE	4	4			



61U4200-D090

FIG. 9 CARBURETOR 2

CARBURADOR 2

REF. NO.	PART NO. CODIGO N°	DESCRIPTION DESCRIPCION	ET	E	WH	MH	REMARKS OBSERVACIONES
24	6E5-14527-01	.PLATE .PLACA	2	2			
25	6E5-14959-01	.GASKET .EMPAQUE	2	2			
26	61A-1492H-12	.JET, SLOW AIR BLEED (#60) .ESPREA AIRE (#60)	4	4			
27	61A-1492G-54	.JET, MAIN AIR BLEED .INYECTOR, PRINCIPAL AIRE	4	4			
28	6E5-14324-00	.SCREW, FLAT HEAD .TORNILLO CABEZA PLANA	2	2			
29	61A-14383-01	.SCREW, DRAIN .TORNILLO DE DRENAJE	4	4			
30	97980-05108	.SCREW, WITH WASHER .TORNILLO, CON ARANDELA	2	2			
31	6J8-14959-00	.GASKET .EMPAQUE	2	2			
32	64E-1432A-00	.PLUG .TAPON	4				FOR CAR(EPA) FOR CAR(EPA)

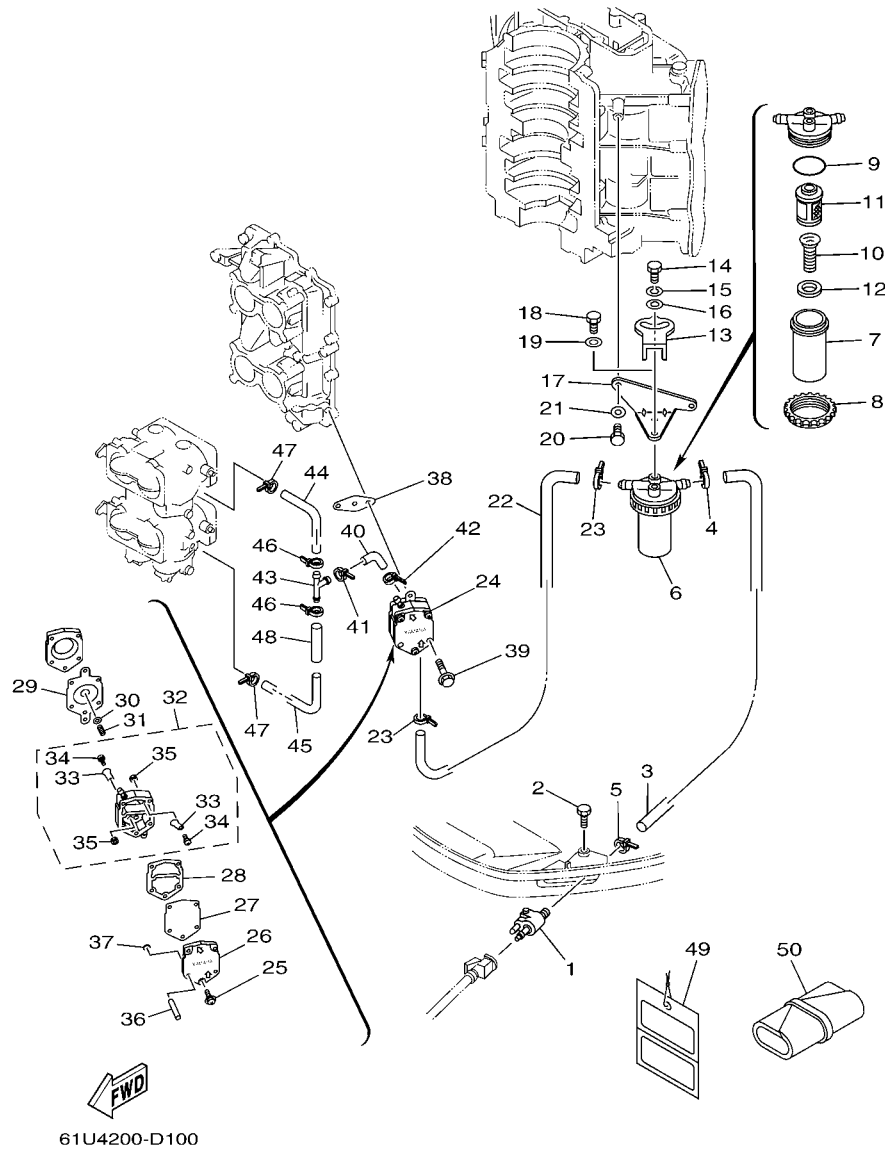


FIG. 10 FUEL 1

COMBUSTIBLE 1

REF. NO.	PART NO. CODIGO Nº	DESCRIPTION DESCRIPCION	ET	E	WH	MH	REMARKS OBSERVACIONES
1	6E5-24304-10	FUEL PIPE JOINT COMP. 1 CONECTOR MANGUERA COMBUST.1	1	1	1	1	
2	97095-06028	BOLT PERNO	1	1	1	1	
3	61U-24313-00	PIPE 3 TUBO 3	1	1	1	1	
4	90465-11M10	CLAMP BRIDA	1	1	1	1	
5	90465-11M10	CLAMP BRIDA	1	1	1	1	
6	61A-24560-04	FILTER ASSY FILTRO COMPLETO	1	1	1	1	
7	61A-24521-00	.CUP, FILTER .COPA DE FILTRO	1	1	1	1	
8	65L-24531-01	.NUT .TUERCA	1	1	1	1	
9	61A-24564-00	.O-RING .ANILLO O	1	1	1	1	
10	61A-24577-01	.SPRING .RESORTE	1	1	1	1	
11	61A-24563-00	.ELEMENT, FILTER .ELEMENTO DEL FILTRO	1	1	1	1	
12	61A-24469-00	.FLOAT, WATER LEVEL .BOIA	1	1	1	1	
13	60H-24558-00	HOLDER, FILTER SOPORTE DE FILTRO	1	1	1	1	
14	97095-06016	BOLT PERNO	1	1	1	1	
15	92995-06100	WASHER, SPRING ARANDELA	1	1	1	1	
16	90201-06068	WASHER, PLATE ARANDELA PLANA	1	1	1	1	
17	61U-24566-01	BRACKET, FILTER SOPORTE DEL FILTRO	1	1	1	1	
18	97095-06014	BOLT PERNO	1	1	1	1	
19	92995-06600	WASHER ARANDELA	1	1	1	1	
20	97095-06016	BOLT PERNO	2	2	2	2	
21	92995-06600	WASHER ARANDELA	2	2	2	2	
22	61U-24314-00	PIPE 4 TUBO 4	1	1			
23	90465-11M10	CLAMP BRIDA	2	2			
24	6E5-24410-04	FUEL PUMP ASSY BOMBA DE COMBUSTIBLE COMPLETA	1	1	1	1	
25	6E5-24444-01	.SCREW .TORNILLO	3	3	3	3	
26	6E5-24413-01	.BODY 2 .CUERPO 2	1	1	1	1	
27	6E5-24471-01	.DIAPHRAGM .DIAFRAGMA	1	1	1	1	

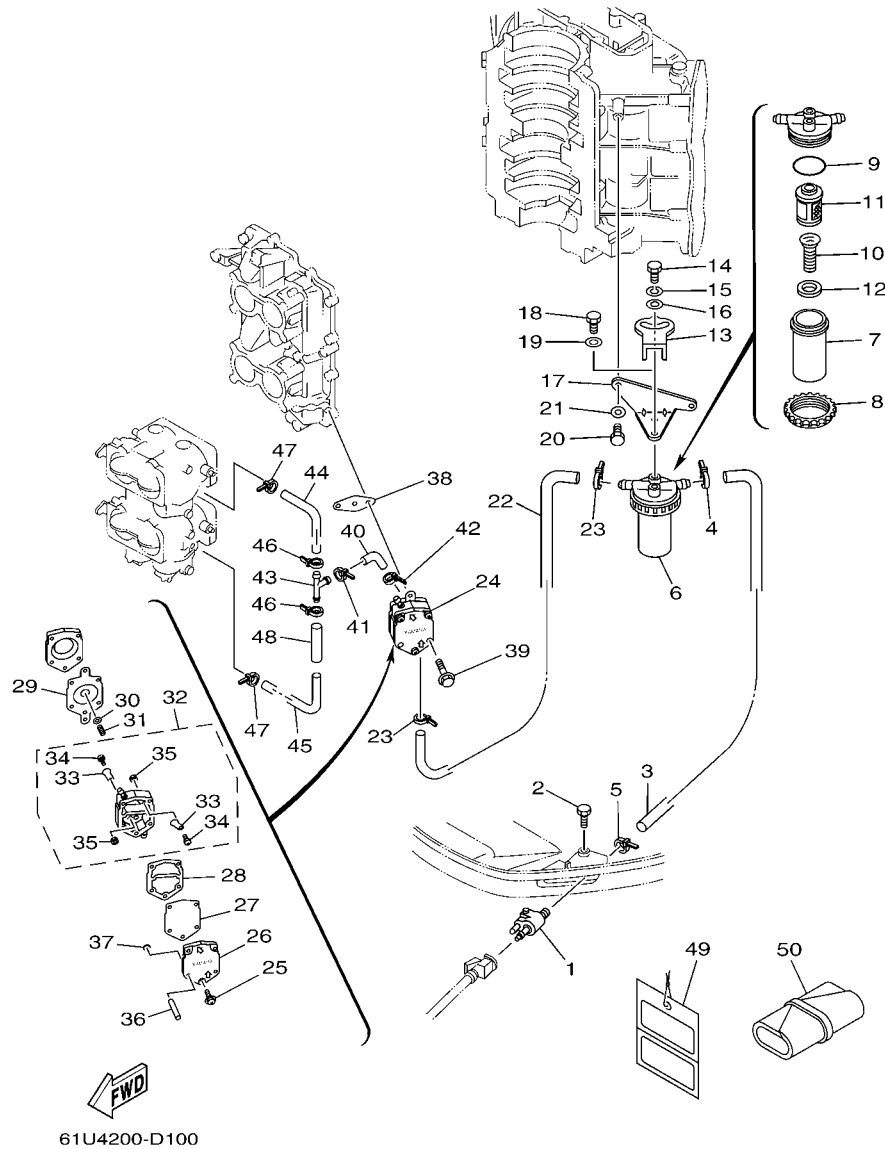


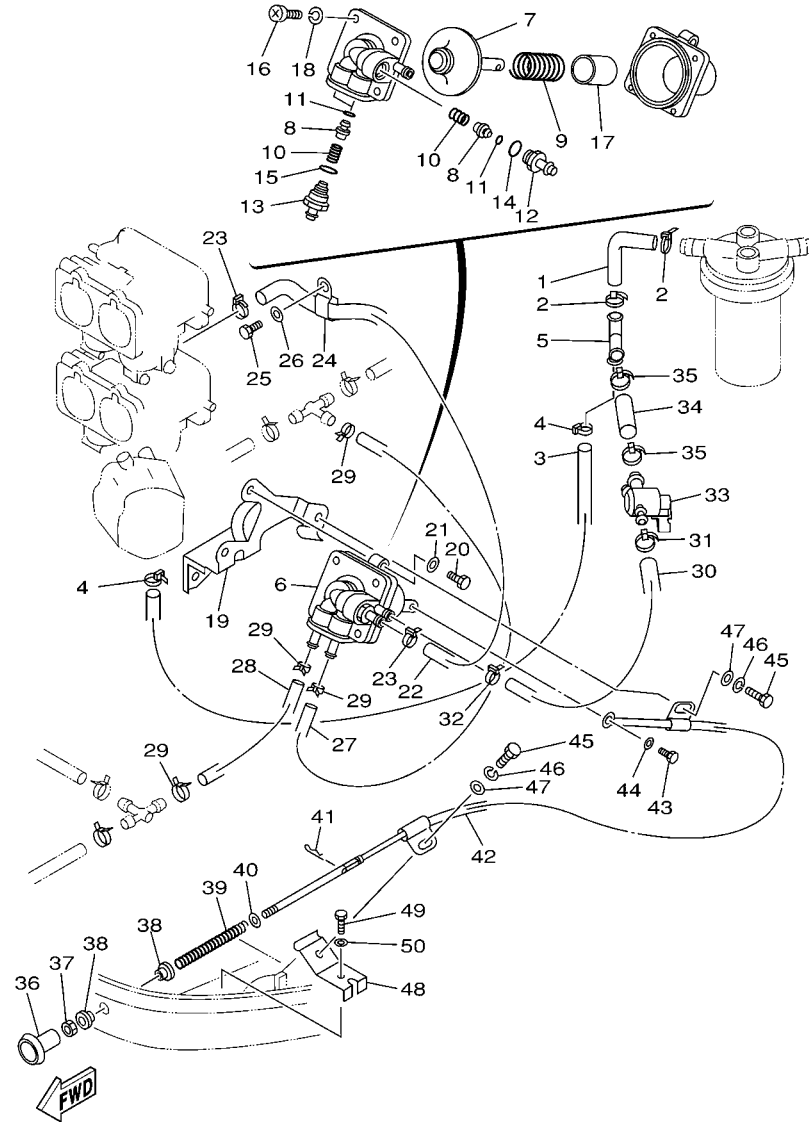
FIG. 10 FUEL 1

COMBUSTIBLE 1

REF. NO.	PART NO. CODIGO Nº	DESCRIPTION DESCRIPCION	ET	E	WH	MH	REMARKS OBSERVACIONES
28	6E5-24435-01	.GASKET, BODY 2 .EMPAQUE	1	1	1	1	
29	6E5-24411-01	.DIAPHRAGM .DIAFRAGMA	1	1	1	1	
30	648-24424-00	.SEAT, SPRING .PLACA DE RESORTE	1	1	1	1	
31	6E5-24423-00	.SPRING, DIAPHRAGM .RESORTE DE DIAFRAGMA	1	1	1	1	
32	6E5-24412-11	.BODY 1 .CUERPO 1	1	1	1	1	
33	6A0-24421-01	..VALVE, CHECK ..VALVULA DE RETENCION	4	4	4	4	
34	6A0-14325-00	..SCREW, PAN HEAD ..TORNILLO CABEZA REDONDA	4	4	4	4	
35	95380-03600	..NUT ..TUERCA	4	4	4	4	
36	6E5-24492-00	.BUSH, FUEL PUMP .BUJE	2	2	2	2	
37	6E5-24486-00	.O-RING .ANILLO O	2	2	2	2	
38	650-24431-A0	GASKET, FUEL PUMP 1 EMPAQUE BOMBA COMBUST 1	1	1	1	1	
39	97595-06550	BOLT, WITH WASHER PERNO CON ARANDELA	2	2	2	2	
40	6G5-24316-10	PIPE 6 TUBO 6	1	1	1	1	
41	90465-11M10	CLAMP BRIDA	1	1	1	1	
42	90465-11M10	CLAMP BRIDA	1	1	1	1	
43	6E5-24376-10	PIPE, JOINT 1 TUBO DE UNION 1	1	1	1	1	
44	6G5-24318-10	PIPE, OVERFLOW TUBO DE REBOSAMIENTO	1	1	1	1	
45	6G5-24319-10	PIPE, OIL TUBO DE ACEITE	1	1	1	1	
46	90465-11M10	CLAMP BRIDA	2	2	2	2	
47	90465-11M10	CLAMP BRIDA	2	2	2	2	
48	90446-15M07	HOSE (L60) TUBO (L60)	1	1	1	1	
49	61H-2819R-31	TAG, WARNING ETIQUETA DE ADVERTENCIA	1				FOR CAR FOR CAR
50	656-W2810-02	TOOL KIT JUEGO DE HERRAMIENTAS	1	1	1	1	

COMBUSTIBLE 2

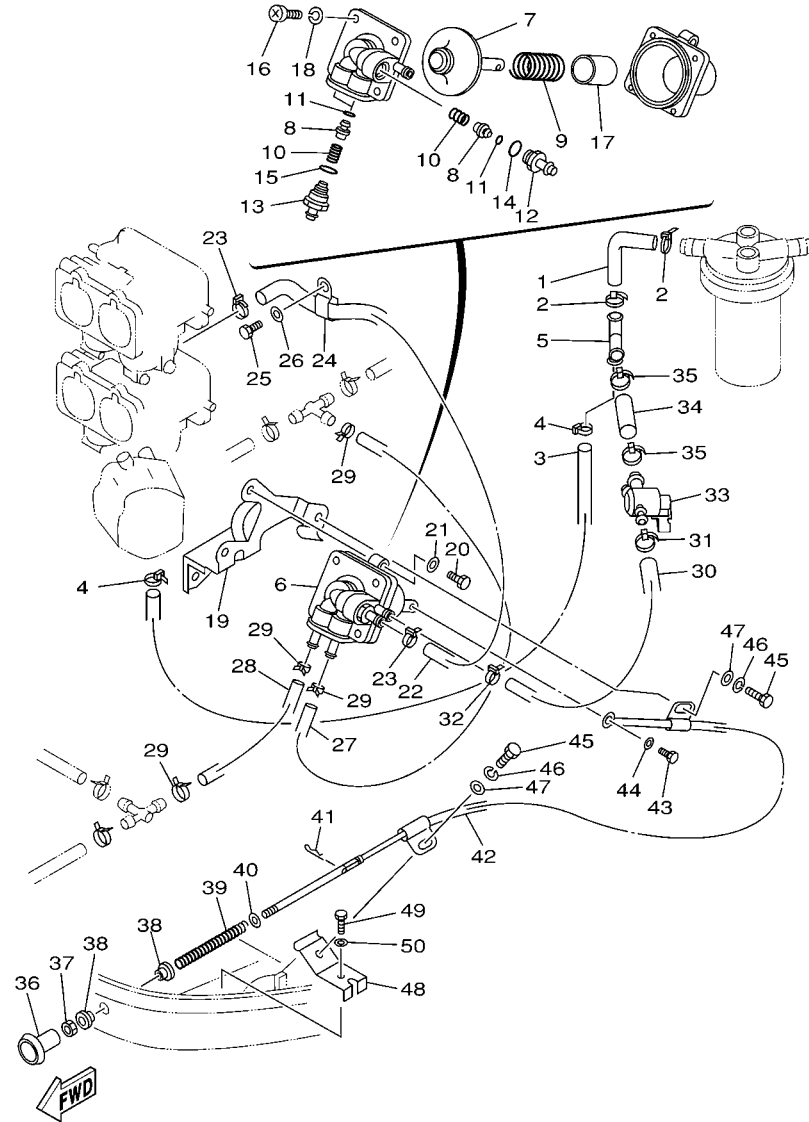
FIG. 11 FUEL 2



61U0200-8110

REF. NO.	PART NO. CODIGO Nº	DESCRIPTION DESCRIPCION	ET	E	WH	MH	REMARKS OBSERVACIONES
1	61U-24316-00	PIPE 6 TUBO 6			1	1	
2	90465-11M10	CLAMP BRIDA			2	2	
3	90445-13M11	HOSE (L300) TUBO (L300)			1	1	
4	90465-11M10	CLAMP BRIDA			2	2	
5	6E5-24378-00	PIPE, JOINT 3 TUBO DE UNION 3			1	1	
6	61U-24410-00	FUEL PUMP ASSY BOMBA DE COMBUSTIBLE COMPLETA			1	1	
7	61U-24411-00	.DIAPHRAGM .DIAFRAGMA			1	1	
8	61U-24421-00	.VALVE, CHECK .VALVULA DE RETENCION			3	3	
9	61U-24423-00	.SPRING, DIAPHRAGM .RESORTE DE DIAFRAGMA			1	1	
10	61U-24454-00	.SPRING .RESORTE			3	3	
11	61U-24486-00	.O-RING .ANILLO O			3	3	
12	61U-24461-00	.PIPE, JOINT .TUBO DE UNION			1	1	
13	61U-24478-00	.JOINT .UNION			2	2	
14	61U-24479-00	.O-RING .ANILLO O			1	1	
15	61U-24489-00	.O-RING .ANILLO O			2	2	
16	97880-06016	.SCREW, PAN HEAD .TORNILLO DE CABEZA CON PLANA			4	4	
17	61U-24424-00	.SEAT, SPRING .PLACA DE RESORTE			1	1	
18	92990-06100	.WASHER, SPRING .ARANDELA PLANA			4	4	
19	61U-24491-10	BRACKET, FUEL PUMP SOPORTE BOMBA COMBUSTIBLE			1	1	
20	97095-06020	BOLT PERNO			2	2	
21	92995-06600	WASHER ARANDELA			2	2	
22	61U-24315-00	PIPE 5 TUBO DE DESAGUE			1	1	
23	90465-11M10	CLAMP BRIDA			2	2	
24	90465-08M46	CLAMP BRIDA				1	
25	97095-06012	BOLT PERNO				1	
26	92995-06600	WASHER ARANDELA				1	
27	90445-07MA3	HOSE (L200) TUBO (L200)			1	1	

COMBUSTIBLE 2



61U0200-8110

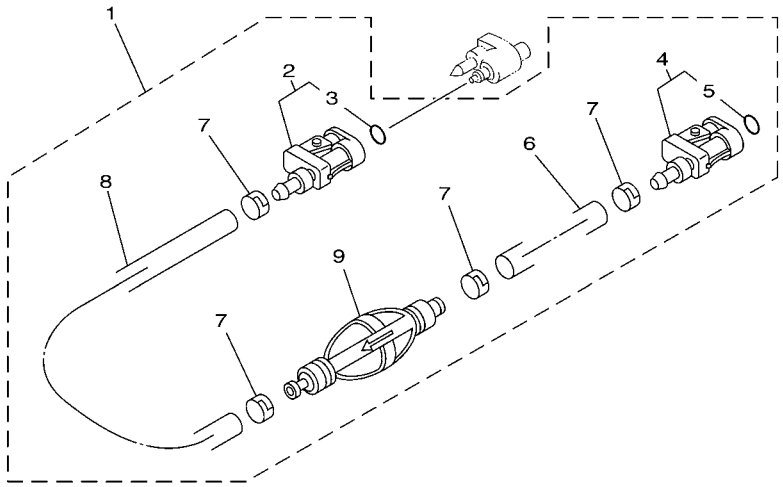
FIG. 11 FUEL 2

REF. NO.	PART NO. CODIGO Nº	DESCRIPTION DESCRIPCION	ET	E	WH	MH	REMARKS OBSERVACIONES
28	90445-07M32	HOSE (L120) TUBO (L120)			1	1	
29	90468-07M02	CLIP PRESILLA			4	4	
30	61U-24317-00	PIPE 7 TUBO 7			1	1	
31	90465-11M10	CLAMP BRIDA			1	1	
32	90465-11M10	CLAMP BRIDA			1	1	
33	61A-24500-00	FUEL COCK ASSY 1 GRIFO DE COMBUSTIBLE 1			1	1	
34	90445-13M02	HOSE (L40) TUBO (L40)			1	1	
35	90465-11M10	CLAMP BRIDA			2	2	
36	61U-24496-00	KNOB PERILLA			1	1	
37	95380-05600	NUT TUERCA			1	1	
38	90386-05M54	BUSH BUJE			2	2	
39	90501-07M81	SPRING, COMPRESSION RESORTE DE COMPRESION			1	1	
40	90201-05M06	WASHER, PLATE ARANDELA PLANA			1	1	
41	90468-05M03	CLIP PRESILLA			1	1	
42	61U-24494-00	WIRE, PULL ALAMBRE-JALADOR			1	1	
43	97095-05010	BOLT PERNO			1	1	
44	92995-05600	WASHER ARANDELA			1	1	
45	97095-06012	BOLT PERNO			2	2	
46	92995-06100	WASHER, SPRING ARANDELA			2	2	
47	92995-06600	WASHER ARANDELA			2	2	
48	61U-42744-00	STAY SOPORTE			1	1	
49	97095-06016	BOLT PERNO			1	1	
50	92995-06100	WASHER, SPRING ARANDELA			1	1	

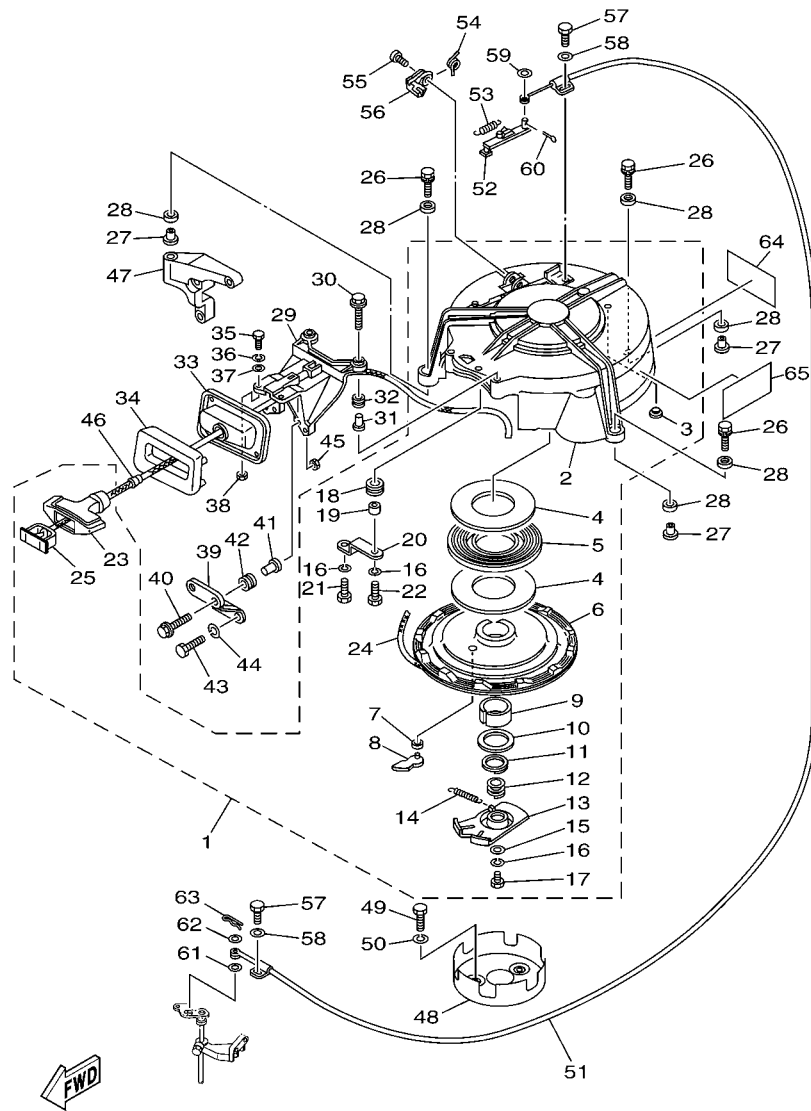
FIG. 12 FUEL 3

COMBUSTIBLE 3

REF. NO.	PART NO. CODIGO Nº	DESCRIPTION DESCRIPCION	ET	E	WH	MH	REMARKS OBSERVACIONES
1	6Y2-24306-56	FUEL PIPE COMP. 1 TUBO COMBUST. COMPL 1	1	1			AP FOR TUNA AP FOR TUNA
2	6E5-24305-06	.FUEL PIPE JOINT COMP. 2 .CONECTOR MANGUERA COMBUST. 2	1	1			
3	93210-08287	..O-RING ..ANILLO O	1	1			
4	6Y2-24305-06	.FUEL PIPE JOINT COMP. 2 .CONECTOR MANGUERA COMBUST. 2	1	1			
5	93210-08287	..O-RING ..ANILLO O	1	1			
6	90445-13M01	.HOSE (L2050) .MANGUERA (L2050)	1	1			
7	6E5-24351-51	.BAND 1 .ABRAZADERA 1	4	4			
8	90445-13M00	.HOSE (L850) .MANGUERA (L850)	1	1			
9	6Y2-24360-60	.PRIMER PUMP ASSY .SOPORTE BOMBA	1	1			



68R3100-C100



61U3200-C130

*1: CUT FROM 50M ROLLS, PART NO.90890-44374, CUTTING LENGTH 2.3M

*1: CORTE DE UN RODILLO DE 50M , PARTS NUMERO 90890-44374, LARGO DEL CORTE 2.3M

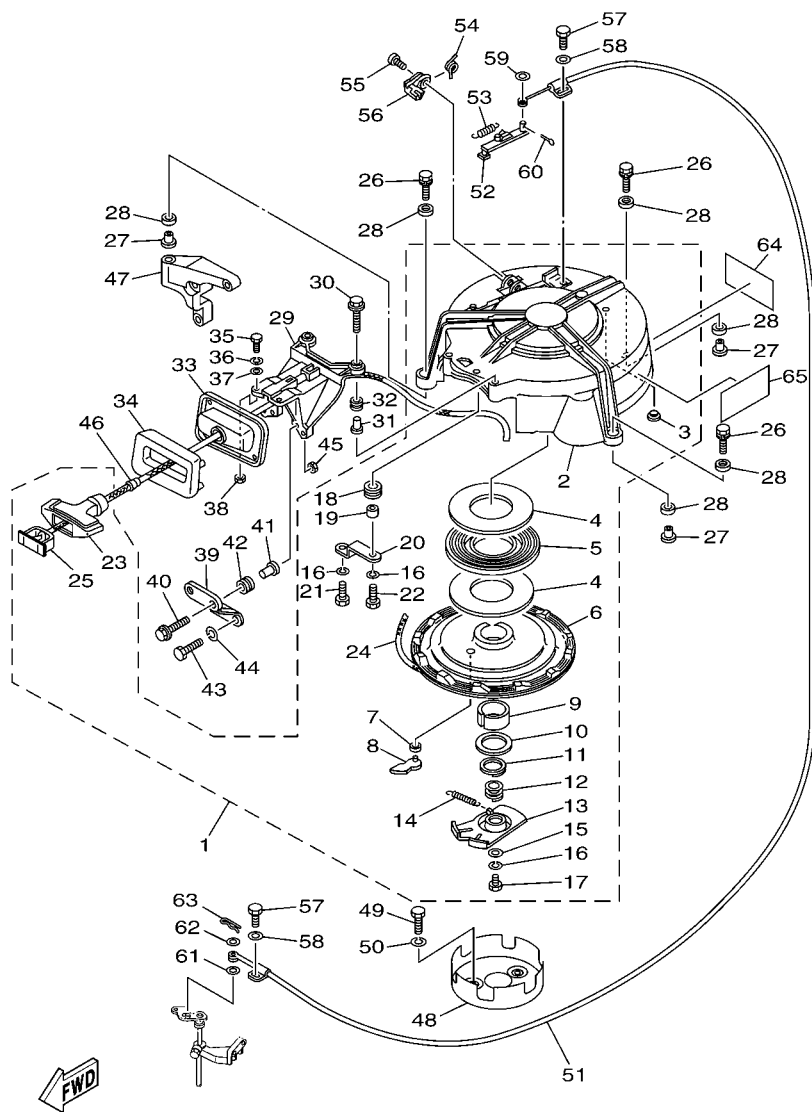
FIG. 13 STARTER

ARRANQUE

REF. NO.	PART NO. CODIGO Nº	DESCRIPTION DESCRIPCION	ET	E	WH	MH	REMARKS OBSERVACIONES
1	61U-W1571-00	STARTER ASSY ARRANQUE COMPLETO			1	1	
2	61U-15711-00	.CASE, STARTER .CAJA DE ARRANQUE			1	1	
3	696-15773-00	.STAY 3 .SOPORTE 3			5	5	
4	663-15739-00	.WASHER, THRUST .ARANDELA DE EMPUJE AXIAL			2	2	
5	663-15713-00	.SPRING, STARTER .RESORTE DE ARRANQUE			1	1	
6	61U-15714-00	.DRUM, SHEAVE .TAMBOR ROLDANA			1	1	
7	663-15764-00	.COLLAR 1 .COLLAR 1			1	1	
8	663-15741-02	.PAWL, DRIVE .TRINQUETE DE TRACCION			1	1	
9	663-15754-00	.BUSH 2 .BUJE 2			1	1	
10	663-15726-01	.WASHER, FLAT .ARANDELA PLANA			1	1	
11	663-15744-00	.CIRCLIP .SEGURO			1	1	
12	663-15715-00	.SPRING, FRICTION .RESORTE PLACA DE TRACCION			1	1	
13	696-15716-00	.PLATE, DRIVE .PLACA DE TRACCION			1	1	
14	696-15734-00	.SPRING, RETURN .RESORTE DE RETORNO			1	1	
15	663-15719-00	.WASHER, THRUST .ARANDELA DE EMPUJE			1	1	
16	92905-06100	.WASHER .ARANDELA			3	3	
17	97305-06016	.BOLT .TORNILLO			1	1	
18	663-15752-00	.ROLLER, WIRE .RODILLO DE CUERDA			1	1	
19	663-15753-00	.BUSH .BUJE			1	1	
20	61U-15758-00	.GUIDE, ROPE .GUIA DE CUERDA			1	1	
21	97305-06012	.BOLT .TORNILLO			1	1	
22	97305-06025	.BOLT .TORNILLO			1	1	
23	689-15755-01	.HANDLE, STARTER .MANIJA DE ARRANQUE			1	1	
24	*	.WIRE (L:2300MM) .CABLE (L:2300MM)			1	1	*1 *1
25	6F5-15779-02	.COVER .CUBIERTA			1	1	
26	90119-08M26	BOLT, WITH WASHER TORNILLO CON ARANDELA			3	3	
27	90387-08M05	COLLAR ESPACIADOR			3	3	

FIG. 13 STARTER

ARRANQUE

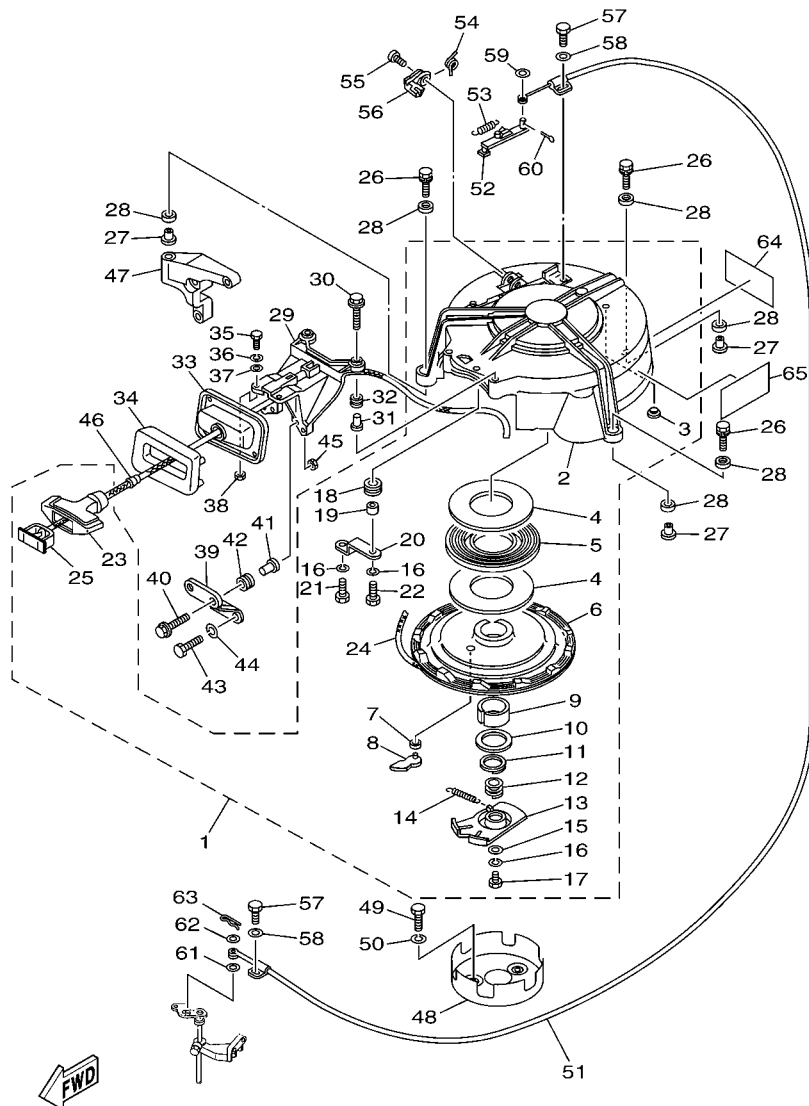


61U3200-C130

*1: CUT FROM 50M ROLLS, PART NO. 90890-44374, CUTTING LENGTH 2.3M

*1: CORTE DE UN RODILLO DE 50M , PARTS NUMERO 90890-44374, LARGO DEL CORTE 2.3M

REF. NO.	PART NO. CODIGO Nº	DESCRIPTION DESCRIPCION	ET	E	WH	MH	REMARKS OBSERVACIONES
28	90385-12M04	BUSH BUJE			6	6	
29	697-15787-00-94	ADAPTOR ADAPTADOR			1	1	
30	90119-06M95	BOLT, WITH WASHER TORNILLO CON ARANDELA			2	2	
31	90387-06119	COLLAR ESPACIADOR			2	2	
32	6A0-82317-00	DAMPER, IGNITION COIL AMORTIGUADOR BOBINA ENCENDIDO			2	2	
33	692-15758-01-94	GUIDE, ROPE GUIA DE CUERDA			1	1	
34	697-15762-00	SEAL, RUBBER 2 SELLO DE GOMA 2			1	1	
35	97095-06020	BOLT PERNO			2	2	
36	92995-06100	WASHER, SPRING ARANDELA			2	2	
37	92995-06600	WASHER ARANDELA			2	2	
38	95380-06600	NUT, HEXAGON TUERCA			2	2	
39	61U-15772-00	STAY 2 SOPORTE 2			1	1	
40	90119-06M95	BOLT, WITH WASHER TORNILLO CON ARANDELA			2	2	
41	90387-06119	COLLAR ESPACIADOR			2	2	
42	6A0-82317-00	DAMPER, IGNITION COIL AMORTIGUADOR BOBINA ENCENDIDO			2	2	
43	97095-06020	BOLT PERNO			2	2	
44	92995-06100	WASHER, SPRING ARANDELA			2	2	
45	95380-06600	NUT, HEXAGON TUERCA			2	2	
46	697-15789-00	DAMPER AMORTIGUADOR			1	1	
47	61U-15774-00-94	STAY 4 SOPORTE 4			1	1	
48	61U-15723-01	PULLEY, STARTER POLEA DE ARRANQUE			1	1	
49	97013-08016	BOLT PERNO			3	3	
50	92903-08100	WASHER, SPRING RONDANA SENCILLA			3	3	
51	61U-15770-00	CABLE COMP., STARTER STOP CABLECOMPL DE SEGURO ARRANQUE			1	1	
52	663-15735-01	GUIDE, CAM GUIA DE LEVA			1	1	
53	90506-08M23	SPRING, TENSION RESORTE DE TENSION			1	1	
54	90508-12015	SPRING, TORSION RESORTE DE TORSION			1	1	



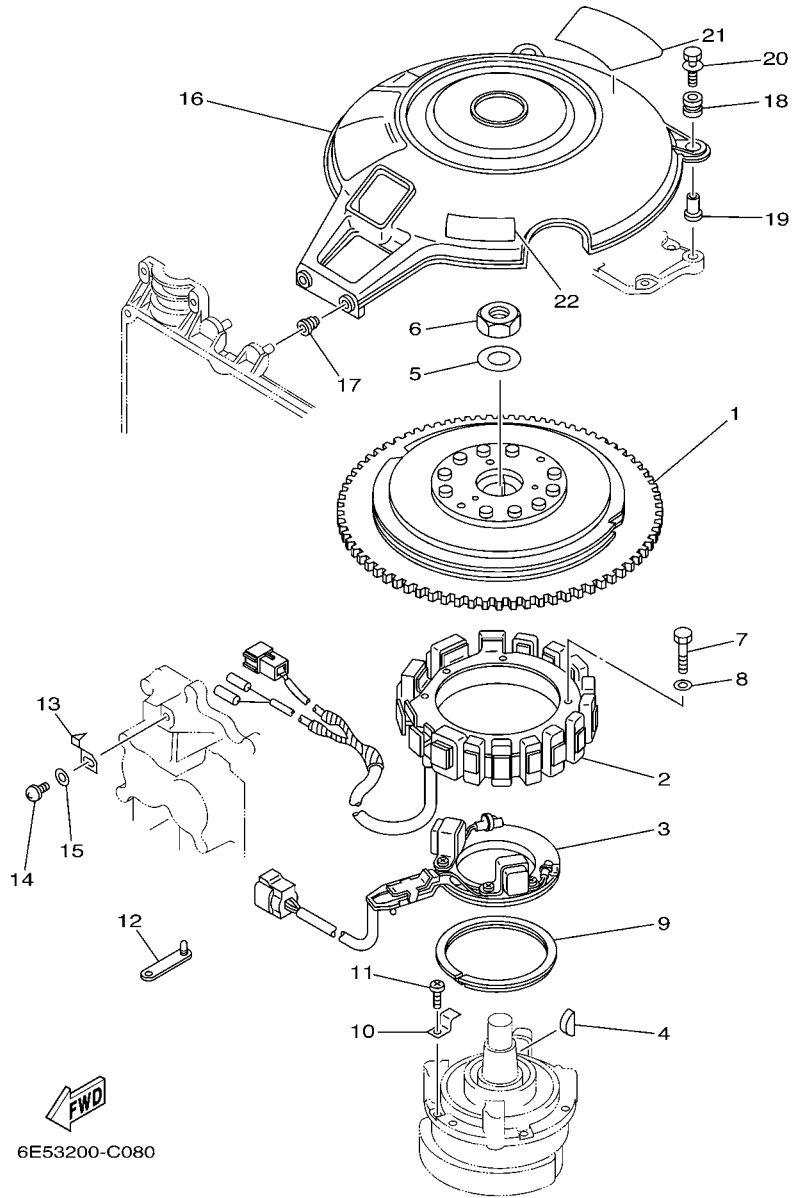
61U3200-C130

*1: CUT FROM 50M ROLLS, PART NO. 90890-44374, CUTTING LENGTH 2.3M
 *1: CORTE DE UN RODILLO DE 50M , PARTS NUMERO 90890-44374, LARGO DEL CORTE 2.3M

FIG. 13 STARTER

ARRANQUE

REF. NO.	PART NO. CODIGO N°	DESCRIPTION DESCRIPCION	ET	E	WH	MH	REMARKS OBSERVACIONES
55	90149-05095	SCREW TORNILLO DE REGLAJE			1	1	
56	663-15794-00	STOPPER TOPE			1	1	
57	97095-06010	BOLT PERNO			2	2	
58	92995-06600	WASHER ARANDELA			2	2	
59	92990-06200	WASHER, PLAIN ARANDELA PLANA			1	1	
60	91490-16012	PIN, COTTER CHAVETA			1	1	
61	90202-06009	WASHER, PLATE ARANDELA DE PLANA			1	1	
62	92990-06200	WASHER, PLAIN ARANDELA PLANA			1	1	
63	90468-18008	CLIP PRESILLA			1	1	
64	61U-2415A-00	LABEL, CAUTION ETIQUETA DE PRECAUCION			1	1	
65	61U-14488-00	LABEL, CAUTION ETIQUETA PRECAUCION			1	1	



6E53200-C080

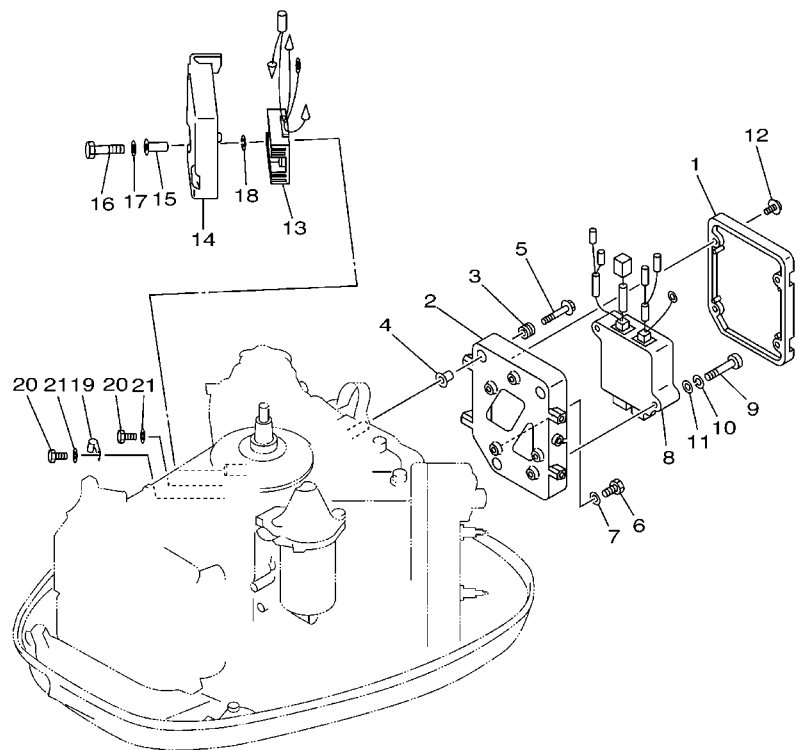
FIG. 14 GENERATOR

GENERADOR

REF. NO.	PART NO. CODIGO N°	DESCRIPTION DESCRIPCION	ET	E	WH	MH	REMARKS OBSERVACIONES
1	6E5-85550-00	ROTOR ASSY ROTOR COMPLETO	1	1	1	1	
2	6E5-85510-01	STATOR ASSY ESTATOR COMPLETO	1	1	1	1	
3	6E5-85580-00	COIL, PULSER BOBINA DE PULSACION	1	1	1	1	
4	90280-05015	KEY, WOODRUFF CUNA WOODRUFF	1	1	1	1	
5	90201-21M18	WASHER, PLATE ARANDELA PLANA	1	1	1	1	
6	90170-20137	NUT TUERCA	1	1	1	1	
7	97013-06060	BOLT PERNO	3	3	3	3	
8	92903-06600	WASHER, PLATE RONDANA SENCILLA	3	3	3	3	
9	688-41611-00	RETAINER, MAGNETO BASE RETENEDOR BASE MAGNETO	1	1	1	1	
10	688-41612-00	RETAINER, MAGNETO BASE RETENEDOR BASE MAGNETO	4	4	4	4	
11	97880-06018	SCREW, PAN HEAD TORNILLO DE CABEZA CON PLANA	4	4	4	4	
12	90464-12M00	CLAMP BRIDA	1	1	1	1	
13	6E5-81332-00	PLATE, TIMING PLACA REGULADOR DE TIEMPO	1	1	1	1	
14	97885-06010	SCREW, PAN HEAD TORNILLO A MUESCA	1	1	1	1	
15	92995-06600	WASHER ARANDELA	1	1	1	1	
16	6E5-81337-01	COVER, FLYWHEEL CUBIERTA DE VOLANTE	1	1			
17	6G5-82317-00	DAMPER, IGNITION COIL AMORTIGUADOR BOBINA ENCENDIDO	2	2			
18	6A0-82317-00	DAMPER, IGNITION COIL AMORTIGUADOR BOBINA ENCENDIDO	2	2			
19	90387-06119	COLLAR ESPACIADOR	2	2			
20	90119-06M65	BOLT, WITH WASHER TORNILLO CON ARANDELA	2	2			
21	6E5-14488-00	LABEL, CAUTION ETIQUETA PRECAUCION	1	1			
22	6A1-83625-41	MARK 5 MARCA 5	1	1	1	1	

FIG. 15 ELECTRICAL 1

EQUIPO ELECTRICO 1

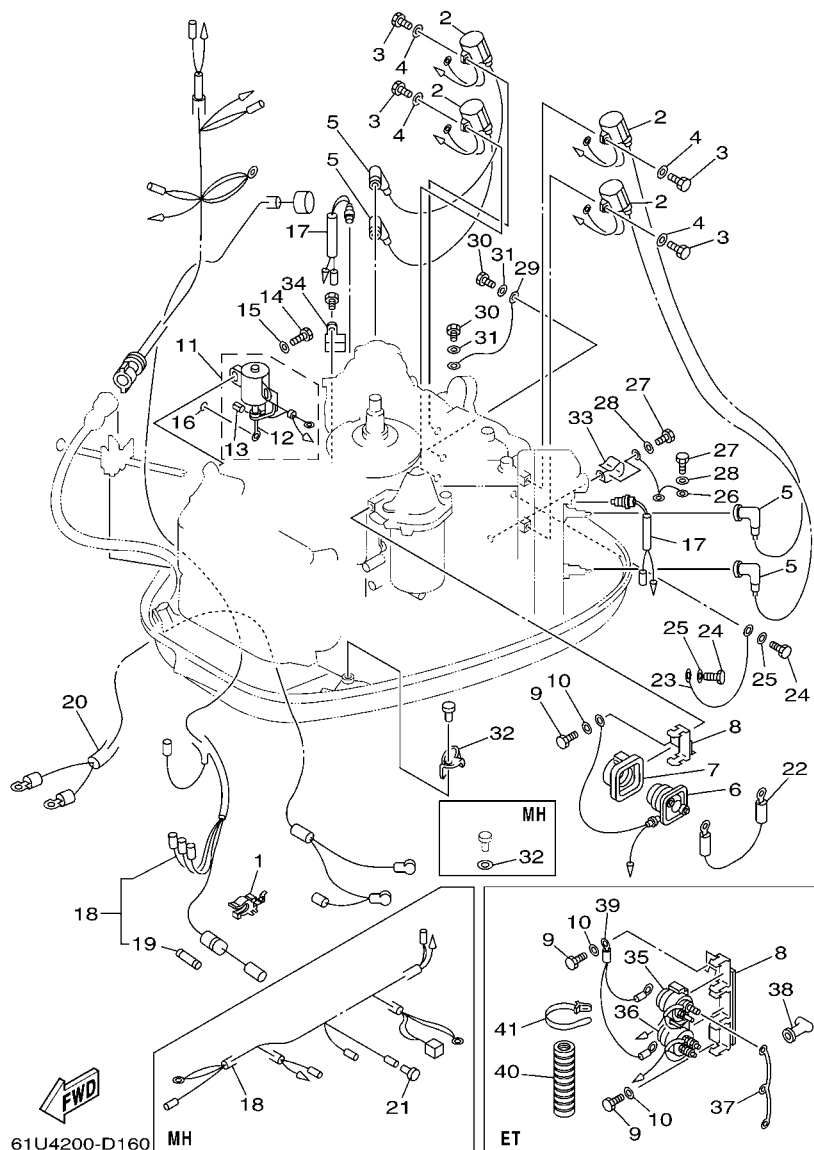



61U0200-0151

REF. NO.	PART NO. CODIGO Nº	DESCRIPTION DESCRIPCION	ET	E	WH	MH	REMARKS OBSERVACIONES
1	6N7-85537-00	COVER CUBIERTA	1	1	1	1	
2	6N7-85542-01-1S	BRACKET SOPORTE	1	1	1	1	
3	6A0-82317-00	DAMPER, IGNITION COIL AMORTIGUADOR BOBINA ENCENDIDO	3	3	3	3	
4	90387-06119	COLLAR ESPACIADOR	3	3	3	3	
5	90119-06M59	BOLT, WITH WASHER TORNILLO CON ARANDELA	3	3	3	3	
6	97095-06012	BOLT PERNO	1	1	1	1	
7	92995-06600	WASHER ARANDELA	1	1	1	1	
8	6E5-85540-00	C.D.I. UNIT ASSY UNIDAD C.D.I. COMPLETA	1	1	1	1	
9	97880-06040	SCREW, PAN HEAD TORNILLO DE CABEZA CON PLANA	2	2	2	2	
10	92990-06100	WASHER, SPRING ARANDELA PLANA	2	2	2	2	
11	92990-06600	WASHER, PLATE ARANDELA PLANA	2	2	2	2	
12	90159-06M11	SCREW, WITH WASHER TORNILLO CON VALONA	4	4	4	4	
13	6H0-81960-00	RECTIFIER & REGULATOR ASSY RECTIFICADOR Y REGULADOR	1	1	1	1	
14	6E5-81961-00	COVER CUBIERTA	1	1	1	1	EXCEPT HOUR METER
15	90387-06M77	COLLAR ESPACIADOR	2	2	2	2	EXCEPT HOUR METER
16	97013-06045	BOLT PERNO	2	2	2	2	EXCEPT HOUR METER
17	92903-06600	WASHER, PLATE RONDANA SENCILLA	2	2	2	2	EXCEPT HOUR METER
18	90201-06M05	WASHER, PLATE ARANDELA PLANA	2	2	2	2	EXCEPT HOUR METER
19	90465-06M86	CLAMP BRIDA	1	1	1	1	
20	97095-06012	BOLT PERNO	2	2	2	2	
21	92995-06600	WASHER ARANDELA	2	2	2	2	

FIG. 16 ELECTRICAL 2

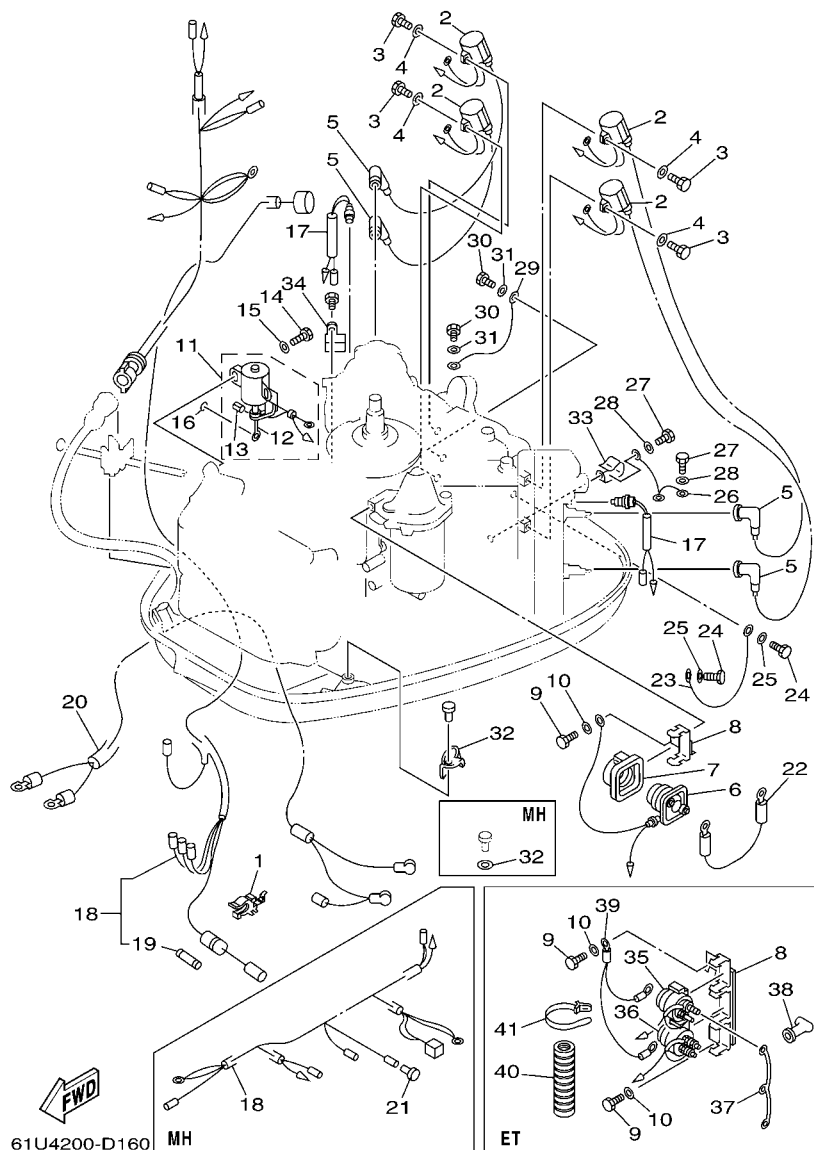
EQUIPO ELECTRICO 2



REF. NO.	PART NO. CODIGO Nº	DESCRIPTION DESCRIPCION	ET	E	WH	MH	REMARKS OBSERVACIONES
1	6G5-82152-00	HOLDER, FUSE PORTA-FUSIBLES	1	1	1		
2	6R3-85570-01	IGNITION COIL ASSY BOBINA DE IGNICION COMPLETO	4	4	4	4	
3	97095-06020	BOLT PERNO	4	4	4	4	
4	92995-06600	WASHER ARANDELA	4	4	4	4	
5	663-82370-01	PLUG CAP ASSY TAPON DE BUJIA COMPLT	4	4	4	4	
6	6G1-82370-21	PLUG CAP ASSY TAPON DE BUJIA COMPLT	4				FOR CAR(CE) FOR CAR(CE)
6	6E3-82370-21	PLUG CAP ASSY TAPON DE BUJIA COMPLT	4				WITH HOUR METER WITH HOUR METER
6	61A-81941-00	STARTER RELAY ASSY RELE DE ARRANQUE	1	1	1		
7	689-81952-10	HOLDER, RELAY SOSTEN DE RELE	1	1	1		
8	6E5-81948-22	BRACKET SOPORTE	1				
8	6E5-81948-10	BRACKET SOPORTE	1	1	1		
9	97095-06016	BOLT PERNO	2				
9	97095-06016	BOLT PERNO		1	1		
10	92995-06600	WASHER ARANDELA	2				
10	92995-06600	WASHER ARANDELA		1	1		
11	6E5-86110-02	SOLENOID SOLENOIDE	1	1			
12	6E5-86116-01	.WIRE, PULL .ALAMBRE-JALADOR	1	1			
13	91609-30010	.PIN, SPRING .PASADOR DE RESORTE	1	1			
14	97095-06016	BOLT PERNO	2	2			
15	92995-06600	WASHER ARANDELA	2	2			
16	93210-03261	O-RING ANILLO O	1	1			
17	688-82560-10	THERMO SWITCH ASSY INTER. DE TERMO	2	2	2	2	
18	6E5-82590-04	WIRE HARNESS ASSY CONJUNTO DE CABLES	1	1	1		
	61U-82590-M1	WIRE HARNESS ASSY CONJUNTO DE CABLES				1	
	6E5-82590-20	WIRE HARNESS ASSY CONJUNTO DE CABLES	1				WITH HOUR METER WITH HOUR METER
19	663-82151-00	.FUSE (12V-20A) .FUSIBLE (12V-20A)	1	1	1		
20	61U-82105-01	WIRE HARNESS ARNES DE CABLES	1	1	1		

FIG. 16 ELECTRICAL 2

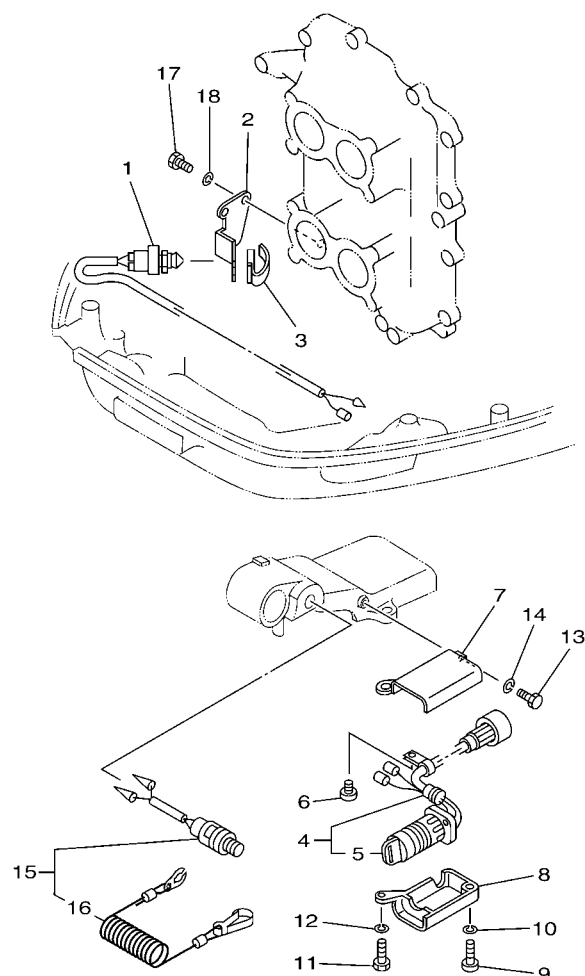
EQUIPO ELECTRICO 2



REF. NO.	PART NO. CODIGO Nº	DESCRIPTION DESCRIPCION	ET	E	WH	MH	REMARKS OBSERVACIONES
21	703-82119-00	COVER, LEAD WIRE CUBIERTA DE CABLE CONDUCTOR				1	
22	6E5-82117-01	WIRE, LEAD CABLE CONDUCTOR	1	1	1		
23	6R3-82519-00	WIRE, EARTH LEAD CABLE CONDUCTOR A TIERRA	1	1	1	1	
24	97095-06012	BOLT PERNO	2	2	2	2	
25	92995-06600	WASHER ARANDELA	2	2	2	2	
26	6E5-82531-10	WIRE, LEAD CABLE CONDUCTOR	1	1	1	1	
27	97095-06012	BOLT PERNO	2	2	2	2	
28	92995-06600	WASHER ARANDELA	2	2	2	2	
29	662-82519-00	WIRE, EARTH LEAD CABLE CONDUCTOR A TIERRA	1	1	1	1	
30	97095-06012	BOLT PERNO	2	2	2	2	
31	92995-06600	WASHER ARANDELA	2	2	2	2	
32	90465-12M25 92995-06200	CLAMP BRIDA WASHER ARANDELA	1	1	1	1	
33	90465-05M87	CLAMP BRIDA	1	1	1	1	
34	90465-08M89	CLAMP BRIDA	1	1	1	1	
35	6E5-81950-00	RELAY ASSY RELE COMPLETO	1				
36	6E5-8195A-00	RELAY ASSY RELE COMPLETO	1				
37	6G5-87149-10	CONNECTOR CONECTOR	1				
38	6G5-82119-00	COVER, LEAD WIRE CUBIERTA DE CABLE CONDUCTOR	2				
39	6E5-82116-00	WIRE, MINUS LEAD CABLE CONDUCTOR NEGATIVO	1				
40	6N7-83557-00	TUBE (I.DIA:22MM) ENCHUFE DE ACEITE (I.DIA:22MM)	1				
41	90465-13M18	CLAMP BRIDA	1				

FIG. 17 ELECTRICAL 3

EQUIPO ELECTRICO 3

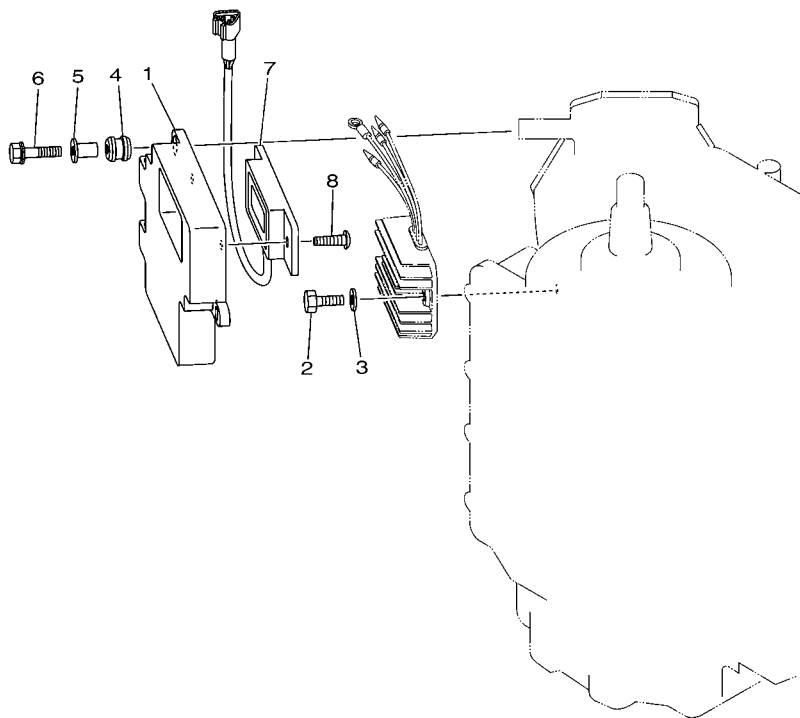


FWD
61U3200-C170

REF. NO.	PART NO. CODIGO Nº	DESCRIPTION DESCRIPCION	ET	E	WH	MH	REMARKS OBSERVACIONES
1	688-82540-12	NEUTRAL SWITCH ASSY INTERRUPTOR NEUTRAL COMPL			1		
2	6E5-82554-00	STAY, NEUTRAL SWITCH SOPORTE INTERRUPTOR DE NEUTRAL			1		
3	663-82555-01	DAMPER, MAIN SWITCH 1 AMORT.DE INTER.PPAL.1			1		
4	63D-82510-20	MAIN SWITCH ASSY CONJUNTO DE LLAVE IGNICION			1		
5	676-82577-00	.CAP, KEY .TAPA			1		
6	97885-06012	SCREW, PAN HEAD TORNILLO A MUESCA			1		
7	697-8252E-02-4D	COVER, MAIN SWITCH 1 CUBIELA INTERRUPTOR PRINC.1			1		
8	697-8252F-02-4D	COVER, MAIN SWITCH 2 CUBIELA INTERRUPTOR PRINC.2			1		
9	97880-06025	SCREW, PAN HEAD TORNILLO DE CABEZA CON PLANA			1		
10	92990-06100	WASHER, SPRING ARANDELA PLANA			1		
11	97013-06030	BOLT PERNO			1		
12	92903-06100	WASHER, SPRING RONDANA SENCILLA			1		
13	97013-06020	BOLT PERNO			1		
14	92903-06100	WASHER, SPRING RONDANA SENCILLA			1		
15	688-82575-10	ENGINE STOP SWITCH ASSY INTERRUPTOR DE PARADA COMPL			1		
16	682-82556-00	.LANYARD, STOP SWITCH .RETENER			1		
17	97095-06016	BOLT PERNO			2		
18	92995-06100	WASHER, SPRING ARANDELA			2		

FIG. 18 ELECTRICAL 4

EQUIPO ELECTRICO 4

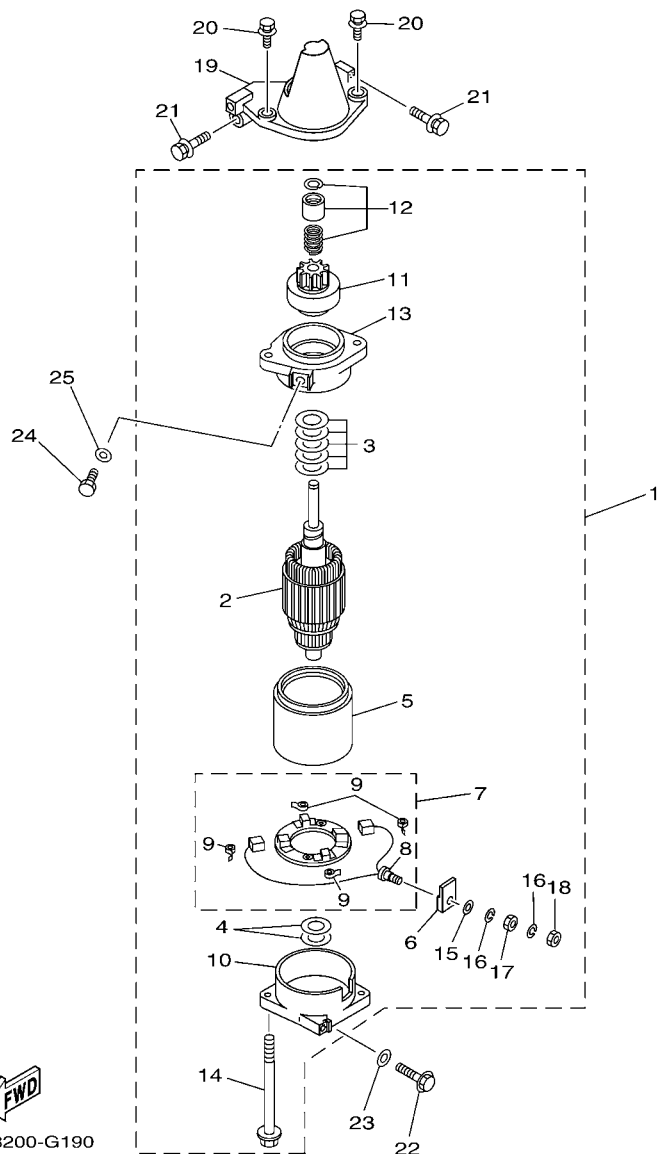


REF. NO.	PART NO. CODIGO Nº	DESCRIPTION DESCRIPCION	ET	E	WH	MH	REMARKS OBSERVACIONES
1	61U-83519-00	BRACKET, METER SOPORTE DE MEDIDOR	1				
2	97013-06020	BOLT PERNO	2				
3	92903-06600	WASHER, PLATE RONDANA SENCILLA	2				
4	6A0-82317-00	DAMPER, IGNITION COIL AMORTIGUADOR BOBINA ENCENDIDO	2				
5	90387-06119	COLLAR ESPACIADOR	2				
6	90119-06M65	BOLT, WITH WASHER TORNILLO CON ARANDELA	2				
7	6Y5-83504-22	HOUR METER ASSY MEDIDOR DE HORAS COMPLETO	1				
8	90169-05M00	SCREW, TRUSS HEAD TAPPING TORNILLO	2				


61U3200-C180

FIG. 19 STARTING MOTOR

MOTOR DE ARRANQUE

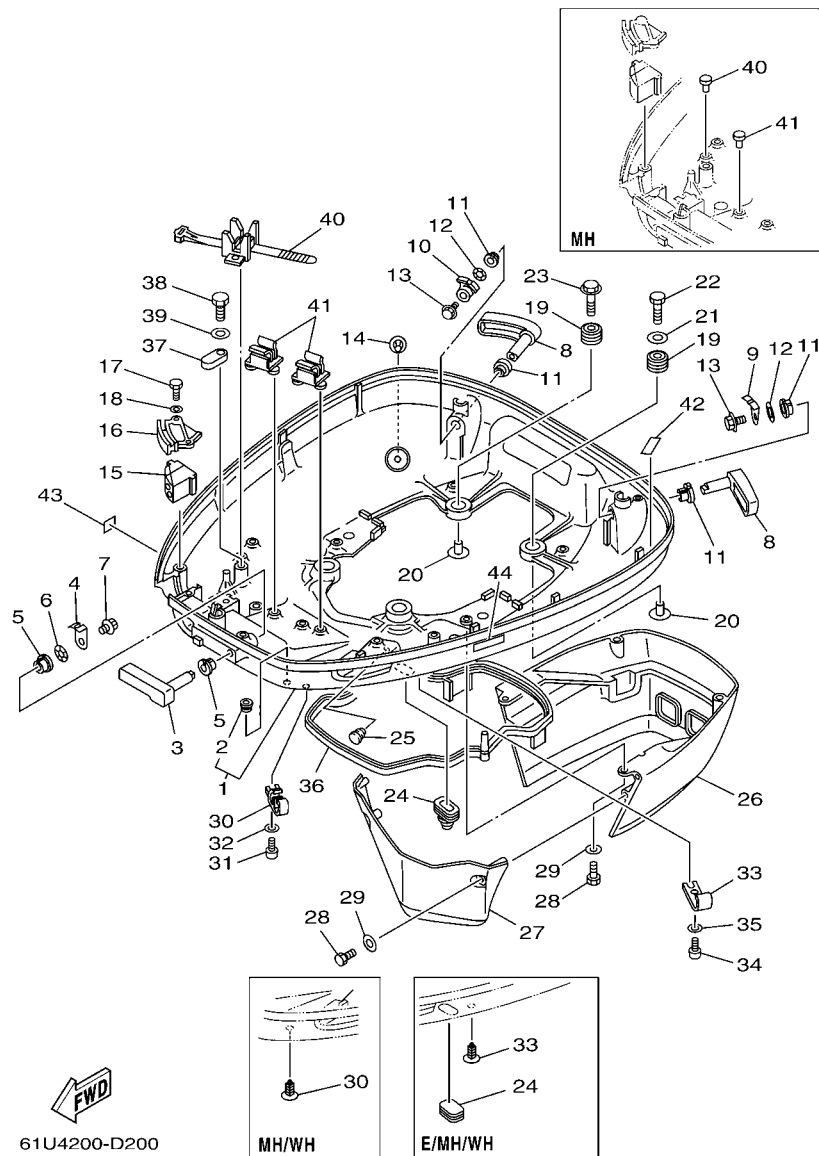


61U8200-G190

REF. NO.	PART NO. CODIGO Nº	DESCRIPTION DESCRIPCION	ET	E	WH	MH	REMARKS OBSERVACIONES
1	6N7-81800-10	STARTING MOTOR ASSY MOTOR DE ARRANQUE COMPLETO	1	1	1		
2	6N7-81850-10	.ARMATURE ASSY .INDUCIDO COMPLETO	1	1	1		
3	61A-81809-00	.WASHER KIT .JUEGO DE ARANDELA	1	1	1		
4	61A-81824-00	.WASHER 2 .ARANDELA 2	2	2	2		
5	6N7-81810-00	.STATOR ASSY .ESTATOR COMPLETO	1	1	1		
6	6K7-8182G-10	.BUSH, TERMINAL .BUJE DE TERMINAL	1	1	1		
7	6N7-81840-00	.BRUSH HOLDER ASSY .SOSTEN DE ESCOBILLA COMPLETO	1	1	1		
8	6N7-81801-00	..BRUSH SET ..JUEGO DE ESCOBILLA	1	1	1		
9	6N7-81813-00	..SPRING, BRUSH ..RESORTE DE ESCOBILLA	4	4	4		
10	6N7-81820-10	.REAR BRACKET ASSY .CUBIERTA TRASERA COMPL	1	1	1		
11	6N7-81807-00	.GEAR ASSY, STARTING MOTOR .PINON CONJUNTO	1	1	1		
12	6N7-81857-00	.RETAINER .SEGURO	1	1	1		
13	6N7-81830-00	.FRONT BRACKET ASSY .SOPORTE DELANTERO COMPLETO	1	1	1		
14	6K7-81826-11	.BOLT .PERNO	2	2	2		
15	6E5-8182E-10	.WASHER .RONDANA	1	1	1		
16	6E5-8182F-10	.WASHER .RONDANA	2	2	2		
17	6E5-8182A-10	.NUT .TUERCA	1	1	1		
18	6E5-8182K-10	.NUT .TUERCA	1	1	1		
19	6E5-81822-02-98	BRACKET, STARTING MOTOR SOPORTE DE MOTOR DE ARRANQUE	1	1	1	1	
20	90119-08M76	BOLT, WITH WASHER TORNILLO CON ARANDELA	2	2	2		
21	90119-08M77	BOLT, WITH WASHER TORNILLO CON ARANDELA	2	2	2	2	
22	90119-08M57	BOLT, WITH WASHER TORNILLO CON ARANDELA	1	1	1		
23	92990-08600	WASHER, PLATE ARANDELA PLANA	1	1	1		
24	97095-08016	BOLT PERNO	1	1	1		
25	92995-08600	WASHER ARANDELA	1	1	1		

FIG. 20 BOTTOM COWLING

CUBIERTA INFERIOR

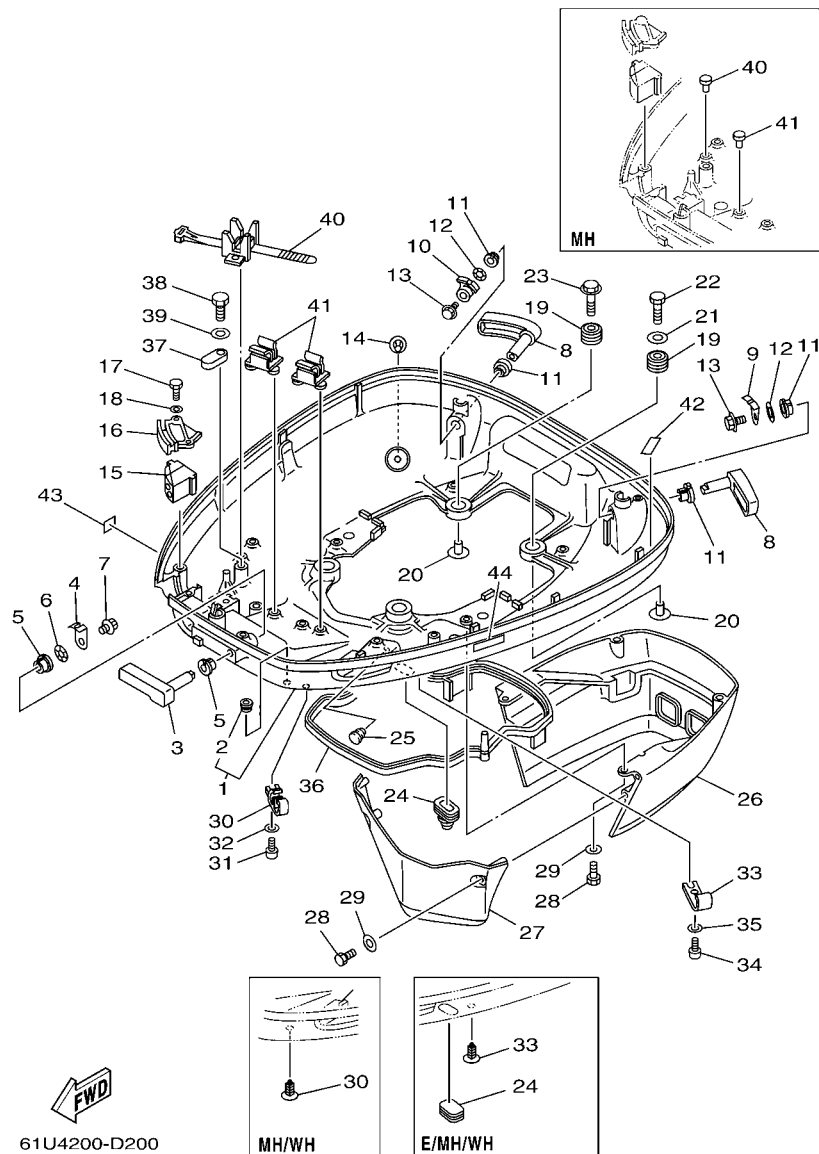


61U4200-D200

REF. NO.	PART NO. CODIGO Nº	DESCRIPTION DESCRIPCION	ET	E	WH	MH	REMARKS OBSERVACIONES
1	6E5-W4271-05-4D	COWLING, BOTTOM CUBIERTA INFERIOR	1	1			
	61U-W4271-02-4D	COWLING, BOTTOM CUBIERTA INFERIOR			1	1	
2	6H4-42748-00	.GROMMET .TAPON	1	1	1	1	
3	688-42815-01-8D	LEVER, CLAMP PALANCA ABRAZADERA	1	1	1	1	
4	688-42816-00	LEVER, CLAMP PALANCA ABRAZADERA	1	1	1	1	
5	90386-13M38	BUSH BUJE	2	2	2	2	
6	90206-13M10	WASHER, WAVE ARANDELA ONDULADA	1	1	1	1	
7	90119-06M09	BOLT, WITH WASHER TORNILLO CON ARANDELA	1	1	1	1	
8	6E5-42817-01-4D	LEVER, CLAMP PALANCA ABRAZADERA	2	2	2	2	
9	6G5-42816-00	LEVER, CLAMP PALANCA ABRAZADERA	1	1	1	1	
10	6E5-42816-01	LEVER, CLAMP PALANCA ABRAZADERA	1	1	1	1	
11	90386-13M38	BUSH BUJE	4	4	4	4	
12	90206-13M10	WASHER, WAVE ARANDELA ONDULADA	2	2	2	2	
13	90119-06M09	BOLT, WITH WASHER TORNILLO CON ARANDELA	2	2	2	2	
14	6E5-44391-00	NIPPLE, HOSE NIPLE MANGUERA	1	1	1	1	
15	6E5-42725-00	GROMMET TAPON	1	1	1	1	
16	6E5-42738-01-5B	PLATE, FITTING PLACA DE AJUSTE	1	1	1	1	
17	97095-06016	BOLT PERNO	2	2	2	2	
18	92995-06600	WASHER ARANDELA	2	2	2	2	
19	90480-22M15	GROMMET TAPON	4	4	4	4	
20	90387-08M37	COLLAR ESPACIADOR	4	4	4	4	
21	90201-08M54	WASHER, PLATE ARANDELA PLANA	1	1	1	1	
22	97075-08035	BOLT PERNO	1	1	1	1	
23	90119-08M22	BOLT, WITH WASHER TORNILLO CON ARANDELA	3	3	3	3	
24	688-42726-10	GROMMET TAPON	1				
	6H4-42726-00	GROMMET TAPON		1	1	1	
25	90480-10M36	GROMMET TAPON	1	1	1	1	

FIG. 20 BOTTOM COWLING

CUBIERTA INFERIOR



61U4200-D200

REF. NO.	PART NO. CODIGO Nº	DESCRIPTION DESCRIPCION	ET	E	WH	MH	REMARKS OBSERVACIONES
26	6E5-42741-01-4D	APRON MANDIL	1	1	1	1	
27	6E5-42771-01-4D	APRON MANDIL	1	1	1	1	
28	97095-06020	BOLT PERNO	6	6	6	6	
29	92995-06600	WASHER ARANDELA	6	6	6	6	
30	6E5-24367-01	CLAMP, FUEL PIPE 2 GRAMPA DE TUBO DE COMBUST.2	2	2			
	90338-05M03	PLUG TAPON			2	2	
31	90157-06M01	SCREW, PAN HEAD TORNILLO CABEZA CONICA PLANA	2	2			
32	92990-06600	WASHER, PLATE ARANDELA PLANA	2	2	2	2	
33	6E5-24367-10	CLAMP, FUEL PIPE 2 GRAMPA DE TUBO DE COMBUST.2	1				
	90338-05M03	PLUG TAPON		1	1	1	
34	90157-06M01	SCREW, PAN HEAD TORNILLO CABEZA CONICA PLANA	1				
35	92990-06600	WASHER, PLATE ARANDELA PLANA	1				
36	6E5-42716-00	RUBBER, SEAL 1 SELLO DE GOMA 1	1	1	1	1	
37	6E5-82588-00	PLATE PLACA	1	1	1	1	
38	97095-06020	BOLT PERNO	1	1	1	1	
39	92995-06600	WASHER ARANDELA	1	1	1	1	
40	688-82594-00	CLAMP GRAMPA	1	1	1		
	703-82119-00	COVER, LEAD WIRE CUBIERTA DE CABLE CONDUCTOR				2	
41	6E5-82594-00	CLAMP GRAMPA	2	2	2		
	689-85547-00	DAMPER AMORTIGUADOR				4	
42	6G5-42791-00	MARK 1 MARCA 1	1	1	1	1	
	6G5-42791-10	MARK 1 MARCA 1	1				FOR CHN,CAR(CE)
43	6A1-28176-00	LABEL, CAUTION ETIQUETA DE PRECAUCION	1				FOR CHN,CAR(CE)
44	6E3-8257H-00	PLATE, MARK PLACA DE MARCA	1				FOR CAR(CE)

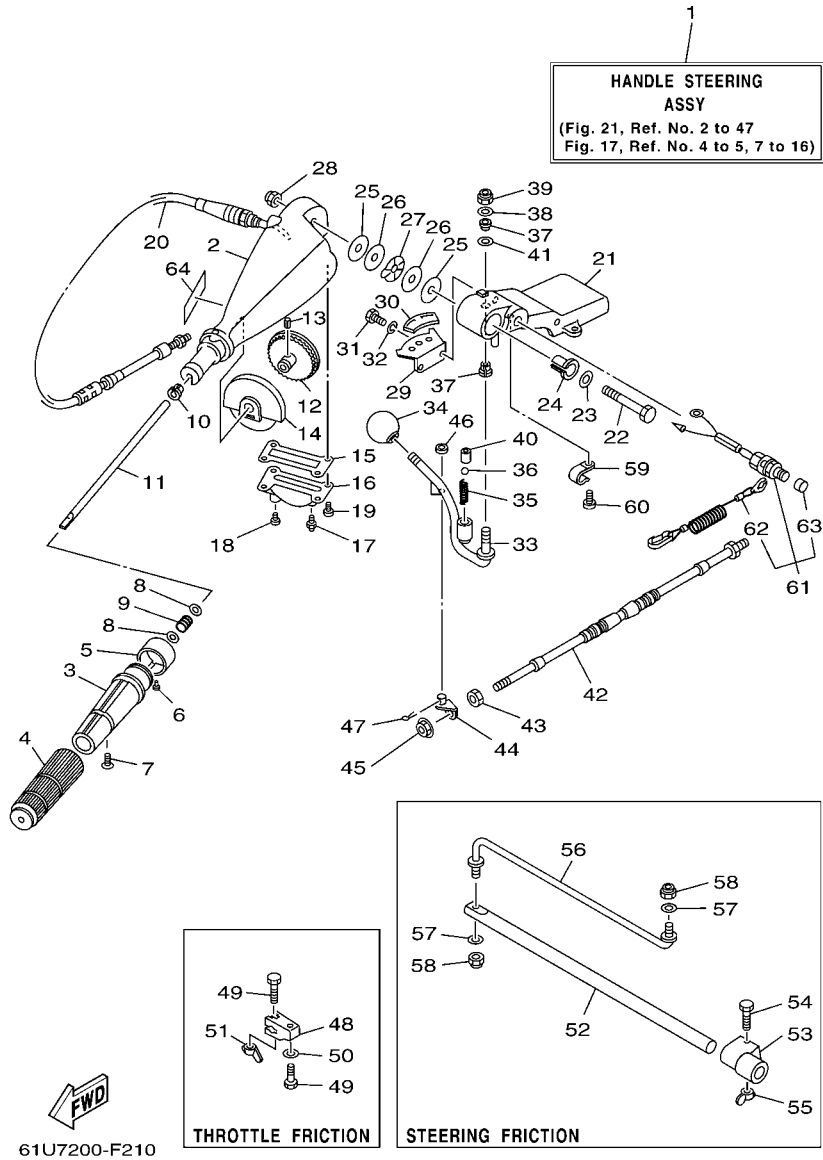
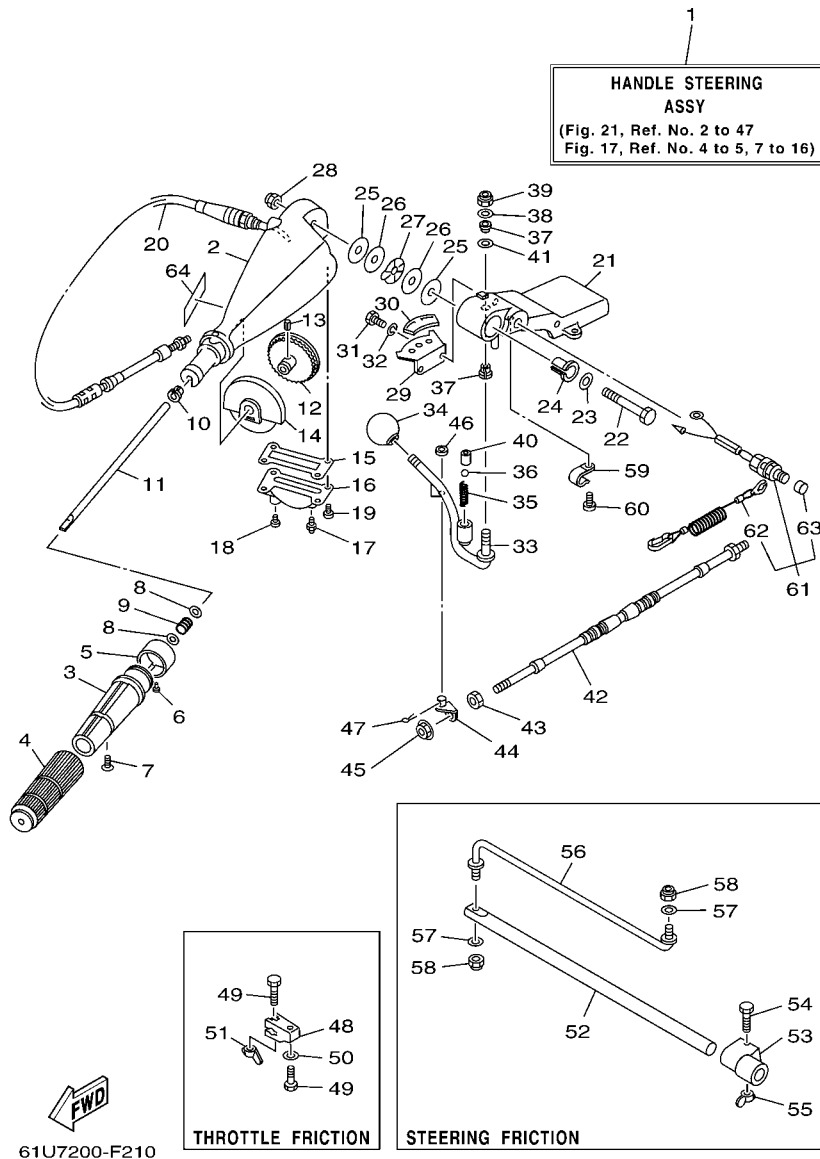


FIG. 21 STEERING

DIRECCION

REF. NO.	PART NO. CODIGO Nº	DESCRIPTION DESCRIPCION	ET	E	WH	MH	REMARKS OBSERVACIONES
1	6E5-W0084-14-4D	HANDLE STEERING ASSY CONJUNTO DE MANIJA			1	1	
2	692-42111-12-4D	HANDLE, STEERING MANIJA DE DIRECCION			1	1	
3	664-42119-00	GRIP, STEERING HANDLE MANGO, MANIJA DE DIRRECCION			1	1	
4	6F6-42177-A0	RUBBER, HANDLE HULE DE MANIJA			1	1	
5	6K5-42137-00	INDICATOR, THROTTLE INDICADOR ACELERADOR			1	1	
6	90269-02M09	RIVET REMACHE			1	1	
7	90149-05M13	SCREW TORNILLO DE REGLAJE			1	1	
8	90201-10M02	WASHER, PLATE ARANDELA PLANA			2	2	
9	90501-23215	SPRING, COMPRESSION RESORTE DE COMPRESION			1	1	
10	90386-08032	BUSH BUJE			1	1	
11	692-42115-00	SHAFT, STEERING HANDLE EJE MANIJA DE DIRECCION			1	1	
12	663-42138-00	LEVER, THROTTLE PLANCA DE ACELERACION			1	1	
13	90254-03003	PIN, SPRING PASADOR DE TIPO A RESORTE			1	1	
14	692-42135-00	HOUSING, THROTTLE LEVER CAJA PALANCA ACELERADOR			1	1	
15	663-42133-01	GASKET EMPAQUE			1	1	
16	692-42134-03-94	COVER, THROTTLE LEVER CUBIERTA PALANCA ACELERADOR			1	1	
17	93700-06M03	NIPPLE, GREASE BOQUILLA DE ENGRASAR			1	1	
18	97885-06008	SCREW, PAN HEAD TORNILLO A MUESCA			1	1	
19	97885-05012	SCREW, PAN HEAD TORNILLO A MUESCA			4	4	
20	692-26301-03	THROTTLE CABLE ASSY CABLE DE ACELERADOR COMPLETO			1	1	
21	692-42121-02-4D	BRACKET SOPORTE			1	1	
22	90101-12M06	BOLT TORNILLO			1	1	
23	92990-12200	WASHER, PLAIN ARANDELA PLANA			1	1	
24	90386-12089	BUSH BUJE			1	1	
25	90202-12092	WASHER, PLATE ARANDELA DE PLANA			2	2	
26	90201-12537	WASHER, PLATE ARANDELA PLANA			2	2	
27	90206-12054	WASHER, WAVE ARANDELA ONDULADA			1	1	



61U7200-F210

FIG. 21 STEERING

DIRECCION

REF. NO.	PART NO. CODIGO Nº	DESCRIPTION DESCRIPCION	ET	E	WH	MH	REMARKS OBSERVACIONES
28	90185-12058	NUT, SELF-LOCKING TUERCA AUTOBLOCANTE			1	1	
29	697-44113-00	CAM PLATE, HANDLE PLACA DE LA LEVA DEL MANGO			1	1	
30	6K5-44191-00	INDICATOR, SHIFT INDICADOR DE CAMBIOS			1	1	
31	97013-06016	BOLT PERNO			2	2	
32	92903-06100	WASHER, SPRING RONDANA SENCILLA			2	2	
33	692-44159-01	HANDLE, GEAR SHIFT MANIJA DE CAMBIO DE MARCHAS			1	1	
34	663-44173-00	LEVER, SHIFT CONTROL PALANCA CONTROL CAMBIOS			1	1	
35	90501-16M17	SPRING, COMPRESSION RESORTE DE COMPRESION			1	1	
36	93515-32M01	BALL ESFERA			1	1	
37	90386-10009	BUSH BUJE			2	2	
38	90201-10120	WASHER, PLATE ARANDELA PLANA			1	1	
39	90185-10051	NUT, SELF-LOCKING TUERCA AUTOBLOCANTE			1	1	
40	90387-12M30	COLLAR ESPACIADOR			1	1	
41	90201-12M34	WASHER, PLATE ARANDELA PLANA			1	1	
42	6E5-48310-01	CABLE, REMOTE CONTROL CABLE CONTROL REMOTO			1	1	
43	95380-05600	NUT TUERCA			1	1	
44	6E5-44124-00	LINK, SHIFT ROD ESLABON			1	1	
45	95780-05300	NUT, NYLON TUERCA			1	1	
46	92990-06600	WASHER, PLATE ARANDELA PLANA			1	1	
47	91490-25012	PIN, COTTER CHAVETA			1	1	
48	663-42126-01	FRICTION, STEERING HANDLE GRIP FRICCION DE MANGO DIRECCION			1	1	
49	90101-06M27	BOLT TORNILLO			2	2	
50	92990-06600	WASHER, PLATE ARANDELA PLANA			1	1	
51	90175-06003	NUT, WING TUERCA MARIPOSA			1	1	
52	6E5-42518-01	SHAFT, FRICTION EJE FRICCION			1	1	
53	663-42528-00	PLATE, FRICTION PIEZA DE FRICCION			1	1	
54	97080-06035	BOLT PERNO			1	1	

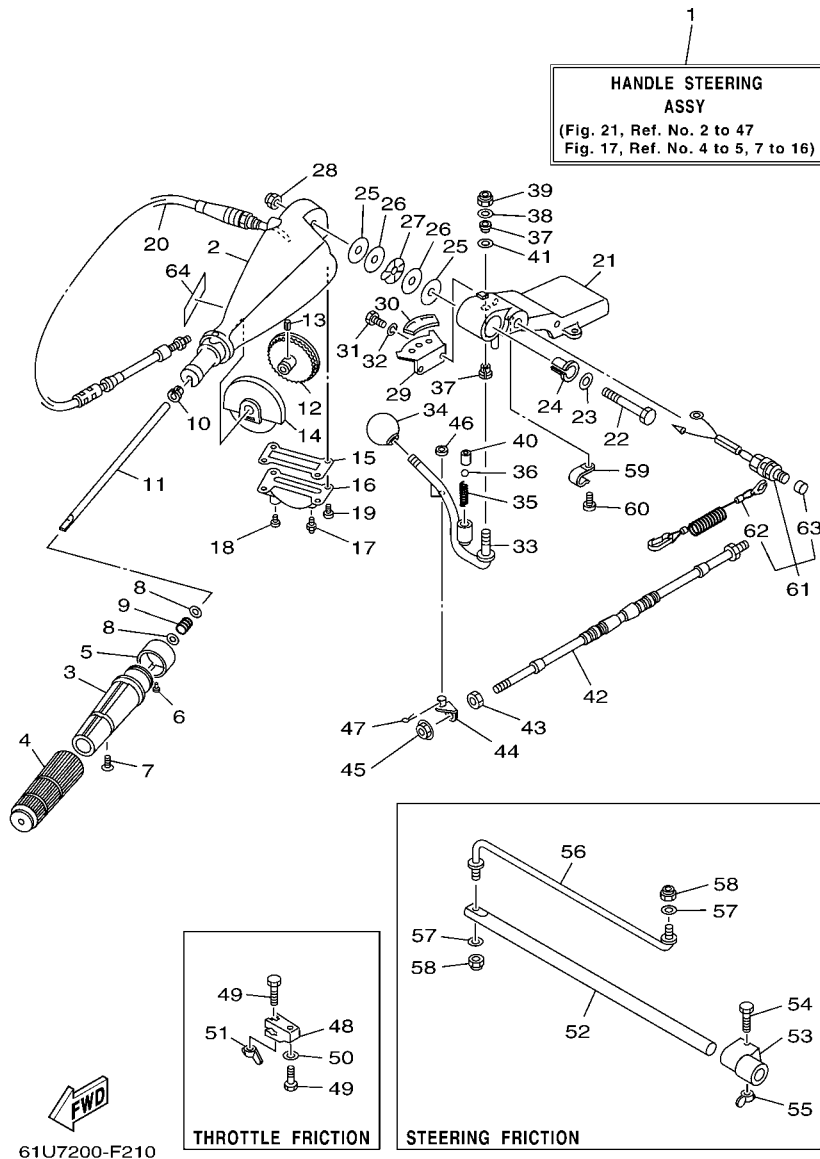
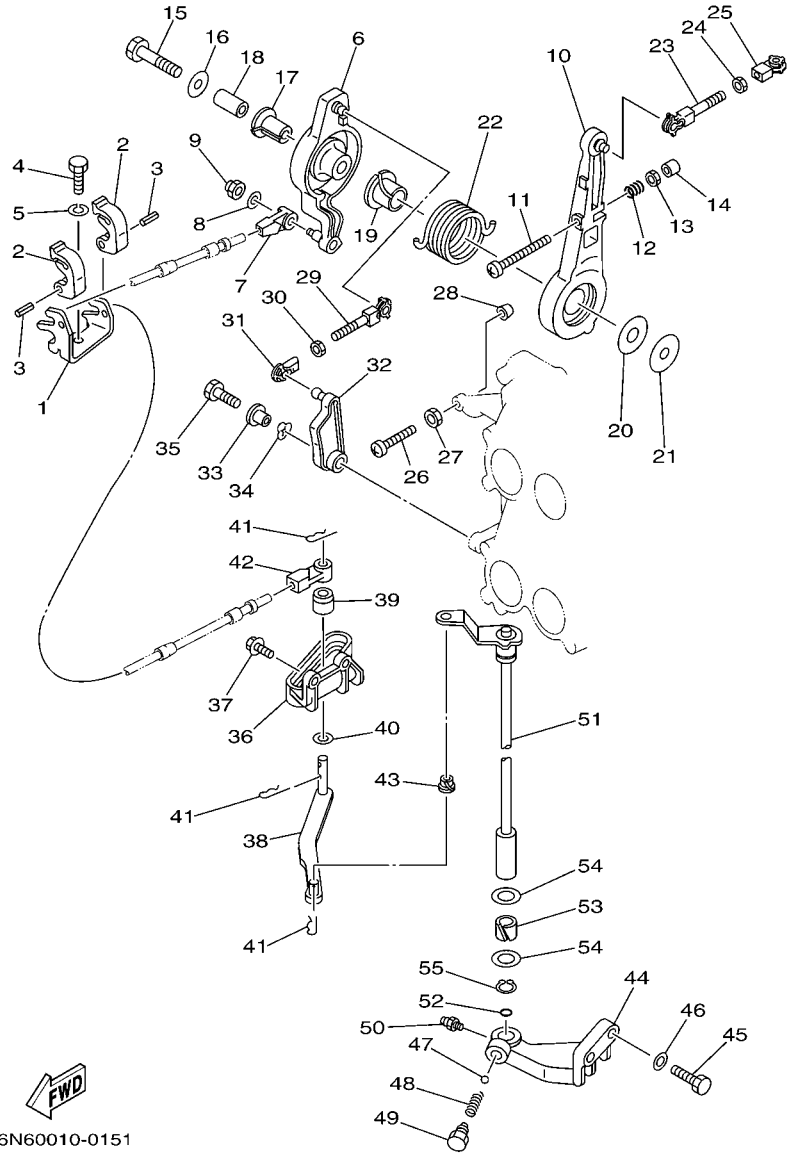


FIG. 21 STEERING

DIRECCION

REF. NO.	PART NO. CODIGO Nº	DESCRIPTION DESCRIPCION	ET	E	WH	MH	REMARKS OBSERVACIONES
55	90175-06003	NUT, WING TUERCA MARIPOSA			1	1	
56	6E5-42515-00	ROD, STEERING LINK VARILLA ESLABON DIRECCION			1	1	
57	92990-08600	WASHER, PLATE ARANDELA PLANA			2	2	
58	90185-08057	NUT, SELF-LOCKING TUERCA AUTOBLOCANTE			2	2	
59	90465-06M90	CLAMP BRIDA				1	
60	97885-06012	SCREW, PAN HEAD TORNILLO A MUESCA				1	
61	697-82575-00	ENGINE STOP SWITCH ASSY INTERRUPTOR DE PARADA COMPL				1	
62	682-82556-00	.LANYARD, STOP SWITCH .RETENER				1	
63	689-8257Y-00	.CAP .CASQUILLO				1	
64	6E0-83627-41	LABEL, CAUTION 7 ETIQUETA DE PRECAUCION 7				1	1

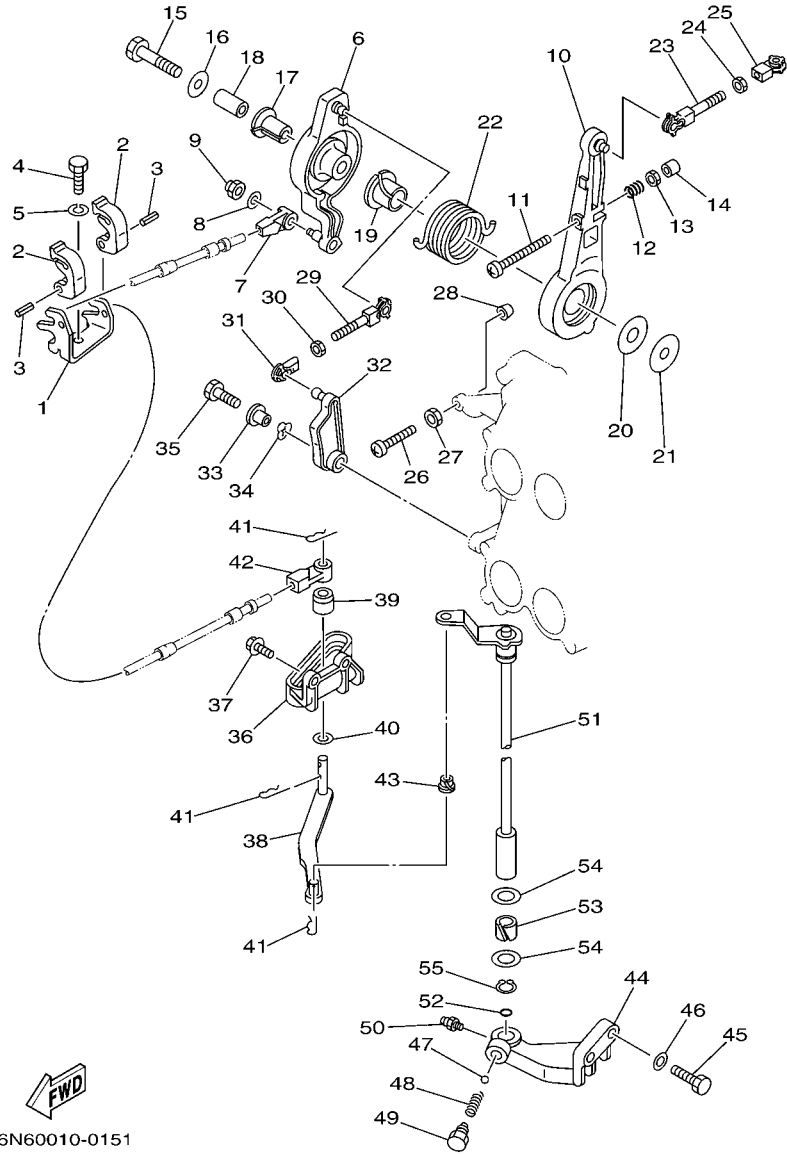


6N60010-0151

FIG. 22 CONTROL

CONTROL

REF. NO.	PART NO. CODIGO Nº	DESCRIPTION DESCRIPCION	ET	E	WH	MH	REMARKS OBSERVACIONES
1	6E5-48531-00	BRACKET, REMOTE CONTROL 1 SOPORTE DE CONTROL REMOTO	1	1	1	1	
2	6E5-48538-00	CLAMP, CABLE GRAMPA DE CABLE	2	2	2	2	
3	91690-30012	PIN, SPRING PASADOR DE RESORTE	2	2	2	2	
4	97095-08020	BOLT PERNO	1	1	1	1	
5	92995-08100	WASHER ARANDELA	1	1	1	1	
6	6E5-41632-02-1S	LEVER, MAGNETO CONTROL PALANCA DE CONTROL DE MAGNETO	1	1	1	1	
7	6E5-48344-00	CABLE END, REMOTE CONTROL BASE CONTROL	1	1	1	1	
8	92990-06200	WASHER, PLAIN ARANDELA PLANA	1	1	1	1	
9	90185-06M07	NUT, SELF-LOCKING TUERCA AUTOBLOCANTE	1	1	1	1	
10	6E5-41631-01-1S	LEVER, MAGNETO CONTROL PALANCA DE CONTROL DE MAGNETO	1	1	1	1	
11	90157-06013	SCREW, PAN HEAD TORNILLO CABEZA CONICA PLANA	1	1	1	1	
12	90501-16M12	SPRING, COMPRESSION RESORTE DE COMPRESION	1	1	1	1	
13	95303-06600	NUT TUERCA	1	1	1	1	
14	688-44194-00	CAP TAPA	1	1	1	1	
15	97013-08045	BOLT PERNO	1	1	1	1	
16	90201-08M23	WASHER, PLATE ARANDELA PLANA	1	1	1	1	
17	90386-12089	BUSH BUJE	1	1	1	1	
18	90387-08M16	COLLAR ESPACIADOR	1	1	1	1	
19	90386-22M13	BUSH BUJE	1	1	1	1	
20	90202-12092	WASHER, PLATE ARANDELA DE PLANA	1	1	1	1	
21	90201-08M13	WASHER, PLATE ARANDELA PLANA	1	1	1	1	
22	90508-29M12	SPRING, TORSION RESORTE DE TORSION	1	1	1	1	
23	6E5-41636-01	ROD, MAGNETO CONTROL VARILLA DE CONTROL MAGNETO	1	1	1	1	
24	95380-05600	NUT TUERCA	1	1	1	1	
25	662-41237-01	JOINT, LINK CONECTOR	1	1	1	1	
26	90157-06013	SCREW, PAN HEAD TORNILLO CABEZA CONICA PLANA	1	1	1	1	
27	95303-06600	NUT TUERCA	1	1	1	1	



6N60010-0151

FIG. 22 CONTROL

CONTROL

REF. NO.	PART NO. CODIGO Nº	DESCRIPTION DESCRIPCION	ET	E	WH	MH	REMARKS OBSERVACIONES
28	688-44194-00	CAP TAPA	1	1	1	1	
29	688-41636-00	ROD, MAGNETO CONTROL VARILLA DE CONTROL MAGNETO	1	1	1	1	
30	95380-05600	NUT TUERCA	1	1	1	1	
31	662-41237-01	JOINT, LINK CONECTOR	1	1	1	1	
32	6E5-41213-00	CAM, ACCEL. LEVA ACELERADOR	1	1	1	1	
33	90387-06M29	COLLAR ESPACIADOR	1	1	1	1	
34	90206-10M04	WASHER, WAVE ARANDELA ONDULADA	1	1	1	1	
35	97095-06025	BOLT PERNO	1	1	1	1	
36	6E5-44117-00-1S	BRACKET SOPORTE	1	1	1	1	
37	90119-06MA2	BOLT, WITH WASHER TORNILLO CON ARANDELA	2	2	2	2	
38	68F-44121-00	LEVER, SHIFT ROD PALANCA VARILLA CAMBIOS	1	1	1	1	
39	6E5-44122-00	BUSHING, SHIFT ROD LEVER BUJE PALANCA VARILLA DE CAMBIO	1	1	1	1	
40	90202-08M20	WASHER, PLATE ARANDELA DE PLANA	1	1	1	1	
41	90468-18008	CLIP PRESILLA	3	3	3	3	
42	6E5-48344-00	CABLE END, REMOTE CONTROL BASE CONTROL	1	1	1	1	
43	90386-06M12	BUSH BUJE	1	1	1	1	
44	6E5-44118-01-94	BRACKET SOPORTE	1	1	1	1	
45	97013-08030	BOLT PERNO	2	2	2	2	
46	92903-08600	WASHER, PLATE RONDANA SENCILLA	2	2	2	2	
47	93501-04M02	BALL BOLA	1	1	1	1	
48	90501-12082	SPRING, COMPRESSION RESORTE DE COMPRESION	1	1	1	1	
49	648-42715-00	BUSHING BUJE	1	1	1	1	
50	93700-06M03	NIPPLE, GREASE BOQUILLA DE ENGRASAR	1	1	1	1	
51	6E5-44120-03	HANDLE GEAR SHIFT ASSY MANIJA DE CAMBIO COMPL	1	1			L(20.3") L(20.3")
	61U-44120-01	HANDLE GEAR SHIFT ASSY MANIJA DE CAMBIO COMPL				1	L(20.3") L(20.3")
	61U-44120-11	HANDLE GEAR SHIFT ASSY MANIJA DE CAMBIO COMPL			1		Y(22.4") Y(22.4")
	6E5-44120-23	HANDLE GEAR SHIFT ASSY MANIJA DE CAMBIO COMPL	1				X(25.3") X(25.3")

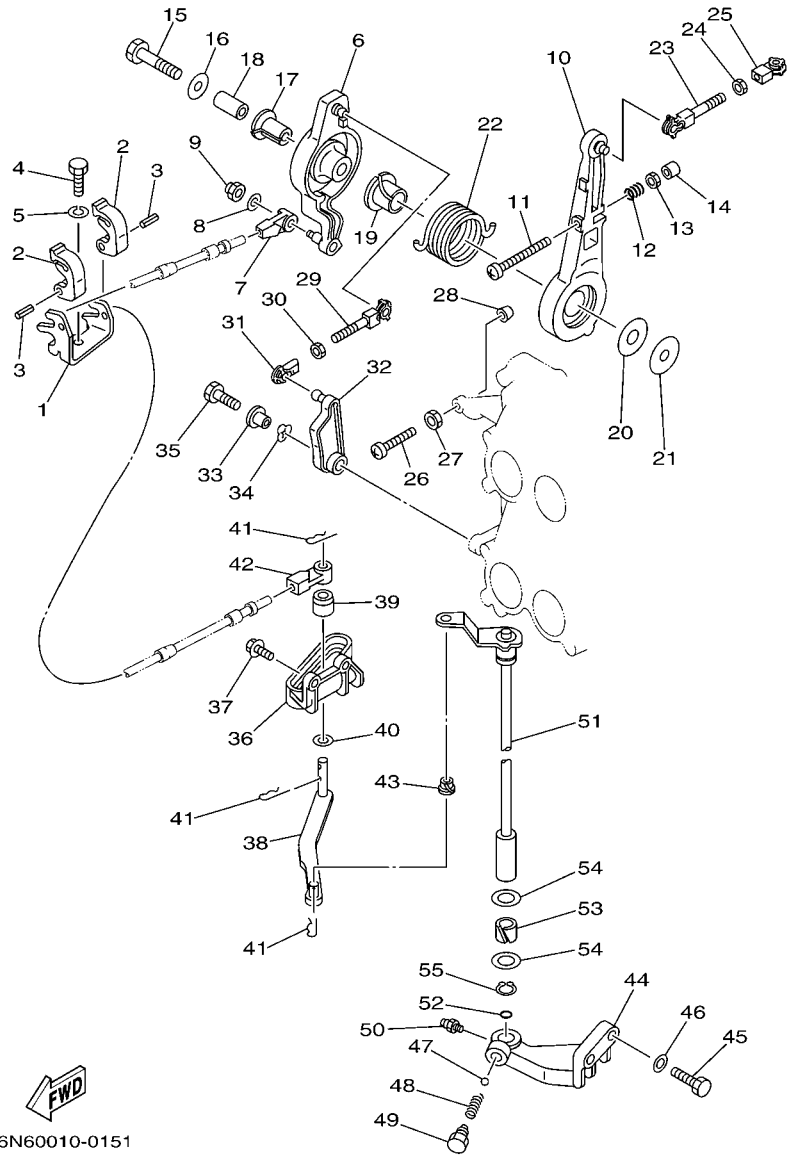
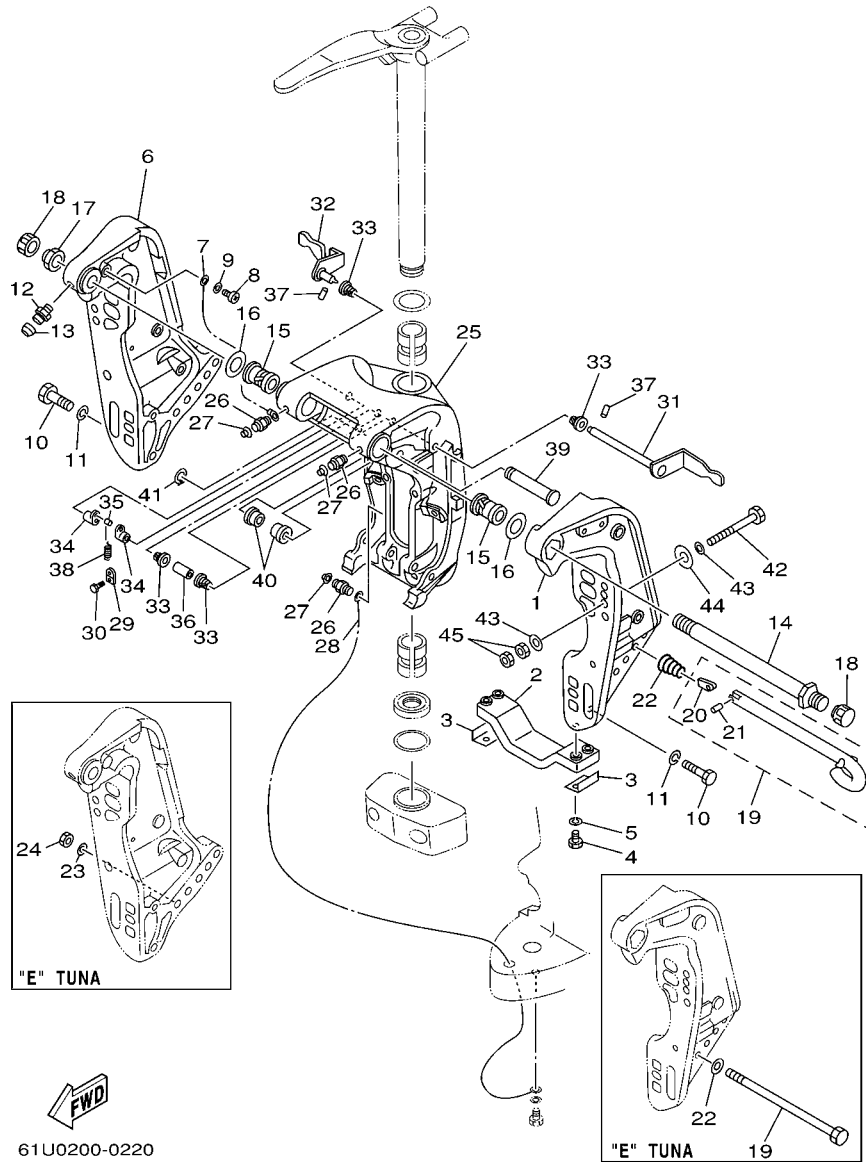


FIG. 22 CONTROL

CONTROL

REF. NO.	PART NO. CODIGO Nº	DESCRIPTION DESCRIPCION	ET	E	WH	MH	REMARKS OBSERVACIONES
51	61U-44120-21	HANDLE GEAR SHIFT ASSY MANIJA DE CAMBIO COMPL			1	1	X(25.3") X(25.3")
52	93210-09165	O-RING ANILLO O	1	1	1	1	
53	90386-16M66	BUSH BUJE	1	1	1	1	
54	90202-16061	WASHER, PLATE ARANDELA DE PLANA	2	2	2	2	
55	93410-16006	CIRCLIP SEGURO	1	1	1	1	



61U0200-0220

FIG. 23 BRACKET 1

SOPORTE 1

REF. NO.	PART NO. CODIGO Nº	DESCRIPTION DESCRIPCION	ET	E	WH	MH	REMARKS OBSERVACIONES
1	6E5-43111-05-8D	BRACKET, CLAMP 1 SOPORTE DE LA ABRAZADERA 1		1	1	1	
	6E5-43111-63-8D	BRACKET, CLAMP 1 SOPORTE DE LA ABRAZADERA 1		1			FOR TUNA FOR TUNA
2	6G5-45251-02	ANODE CATODE		1	1	1	
3	6G5-44526-00	PLATE PLACA 1		2	2	2	
4	97095-06030	BOLT PERNO		4	4	4	
5	92995-06100	WASHER, SPRING ARANDELA		4	4	4	
6	6E5-43112-05-8D	BRACKET, CLAMP 2 SOPORTE DE LA ABRAZADERA 2		1	1	1	
	6E5-43112-63-8D	BRACKET, CLAMP 2 SOPORTE DE LA ABRAZADERA 2		1			FOR TUNA FOR TUNA
7	6E5-82148-00	WIRE, LEAD 4 CABLE CONDUCTOR 4		1	1	1	
8	97885-06012	SCREW, PAN HEAD TORNILLO A MUESCA		1	1	1	
9	92995-06600	WASHER ARANDELA		1	1	1	
10	97095-10045	BOLT PERNO		6	6	6	
11	92995-10100	WASHER ARANDELA		6	6	6	
12	93700-06M03	NIPPLE, GREASE BOQUILLA DE ENGRASAR		1	1	1	
13	663-45119-00	CAP, GREASE NIPPLE TAPA DE GRASERA		1	1	1	AP AP
14	6R3-43131-00	BOLT, CLAMP BRACKET TORNILLO DE ABRAZADERA DEL SOP		1	1	1	
15	90386-25M31	BUSH BUJE		2	2	2	
16	90201-26M59	WASHER, PLATE ARANDELA PLANA		2	2	2	
17	90185-22M11	NUT, SELF-LOCKING TUERCA AUTOBLOCANTE		1	1	1	
18	6G5-43145-01	CAP, CLAMP BRACKET TAPA		2	2		
19	6E5-43160-00	TILT ROD ASSY VARILLA DE BASCULACION COMPL.		1	1	1	
	90109-12M55	BOLT PERNO		1			FOR TUNA FOR TUNA
20	688-43165-00	.PLATE, TILT LOCK .PLACA DE TOPE, VARILLA SEGURID		1	1	1	FOR 6E5-43160-00 FOR 6E5-43160-00
21	91690-30014	.PIN, SPRING .PASADOR DE RESORTE		1	1	1	FOR 6E5-43160-00 FOR 6E5-43160-00
22	90502-20M03	SPRING, CONICAL RESORTE CONICO		1	1	1	
	92995-16600	WASHER ARANDELA		1			FOR TUNA FOR TUNA
23	92995-12200	WASHER ARANDELA		1			FOR TUNA FOR TUNA

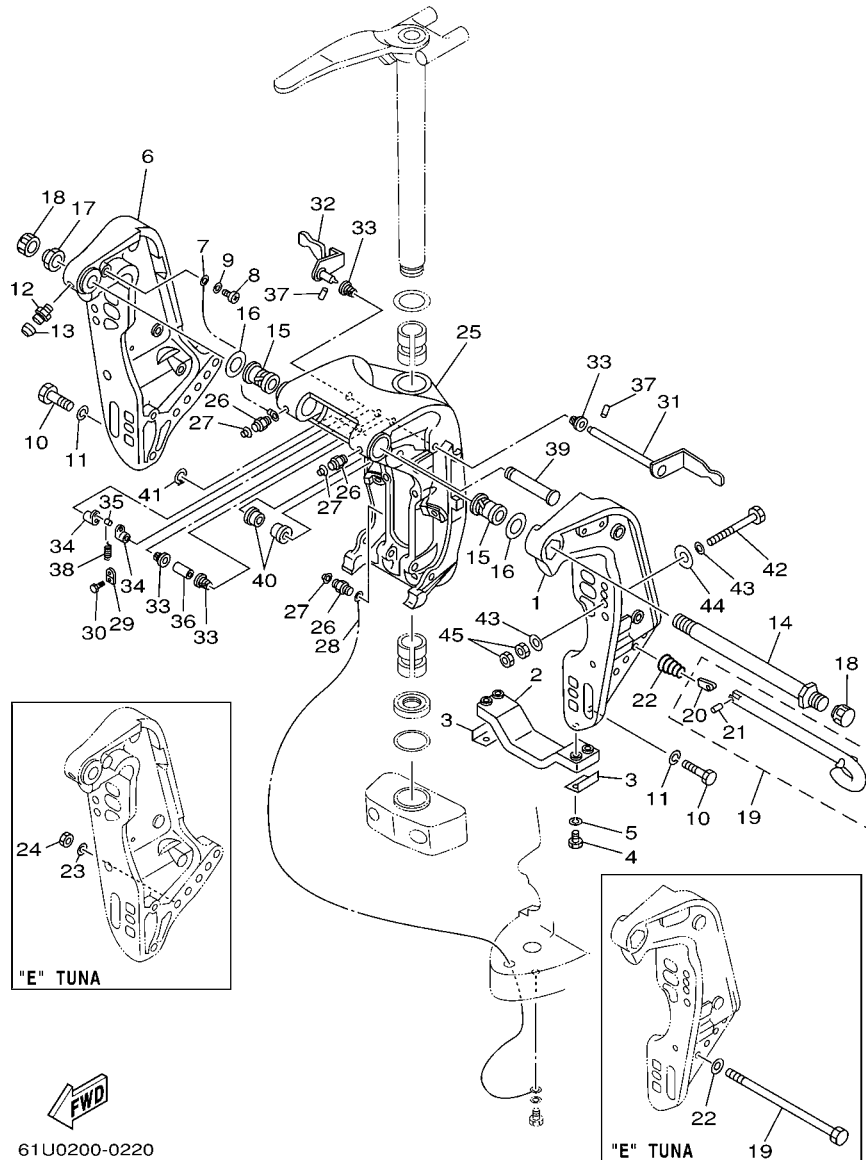


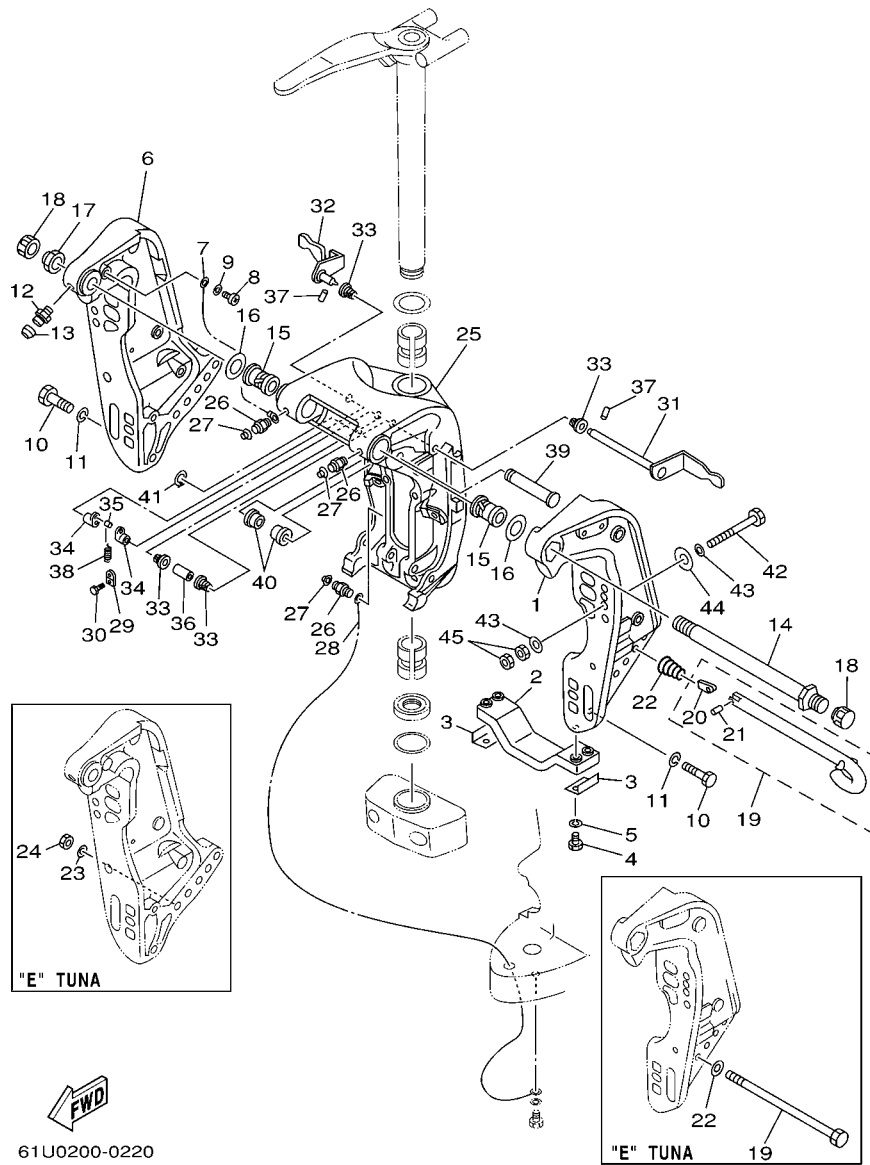
FIG. 23 BRACKET 1

SOPORTE 1

REF. NO.	PART NO. CODIGO Nº	DESCRIPTION DESCRIPCION	ET	E	WH	MH	REMARKS OBSERVACIONES
24	95780-12300	NUT, FLANGE TUERCA		1			FOR TUNA FOR TUNA
25	6E5-43311-A2-8D	BRACKET, SWIVEL 1 SOPORTE GIRATORIO 1		1	1	1	L(20.3"),Y(22.4") L(20.3"),Y(22.4")
	6E5-43311-E2-8D	BRACKET, SWIVEL 1 SOPORTE GIRATORIO 1			1	1	X(25.3") X(25.3")
26	93700-06M03	NIPPLE, GREASE BOQUILLA DE ENGRASAR		3	3	3	
27	663-45119-00	CAP, GREASE NIPPLE TAPA DE GRASERA		3	3	3	AP AP
28	6E5-82147-00	WIRE, LEAD 4 CABLE CONDUCTOR 4		1	1	1	L(20.3"),Y(22.4") L(20.3"),Y(22.4")
	6E5-82147-20	WIRE, LEAD 4 CABLE CONDUCTOR 4			1	1	X(25.3") X(25.3")
29	6G5-43144-00	HOOK, SPRING GANCHO		1	1	1	
30	97095-06010	BOLT PERNO		1	1	1	
31	61U-43181-00	LEVER, TILT STOP PALANCA TOPE INCLINACION		1	1	1	
32	61U-43185-00	LEVER, TILT STOP PALANCA TOPE INCLINACION		1	1	1	
33	90386-10M16	BUSH BUJE		4	4	4	
34	6G5-43148-00	COLLAR, DISTANCE COLLAR		2	2	2	
35	90249-06M19	PIN PASADOR		1	1	1	
36	90387-10M05	COLLAR ESPACIADOR		1	1	1	
37	91690-30020	PIN, SPRING PASADOR DE RESORTE		2	2	2	
38	90506-14M24	SPRING, TENSION RESORTE DE TENSION		1	1	1	
39	6E5-43126-02	PIN, UPPER SHOCK MOUNT PASADOR DE AMORTIGUADOR SUPERIOR		1	1	1	
40	90386-18M44	BUSH BUJE		2	2	2	
41	93410-18M02	CIRCLIP SEGURO		1	1	1	
42	90101-12M03	BOLT (L:115MM) TORNILLO (L:115MM)		4	4	4	
	90101-12M03	BOLT (L:115MM) TORNILLO (L:115MM)		6			FOR TUNA FOR TUNA
43	90201-13M01	WASHER, PLATE ARANDELA PLANA		8	8	8	
	90201-13M01	WASHER, PLATE ARANDELA PLANA		12			FOR TUNA FOR TUNA
44	90201-12M05	WASHER, PLATE ARANDELA PLANA		4	4	4	
	90201-12M05	WASHER, PLATE ARANDELA PLANA		6			FOR TUNA FOR TUNA
45	95380-12600	NUT TUERCA		8	8	8	

FIG. 23 BRACKET 1

SOPORTE 1



REF. NO.	PART NO. CODIGO N°	DESCRIPTION DESCRIPCION	ET	E	WH	MH	REMARKS OBSERVACIONES
45	95380-12600	NUT TUERCA		12			FOR TUNA FOR TUNA

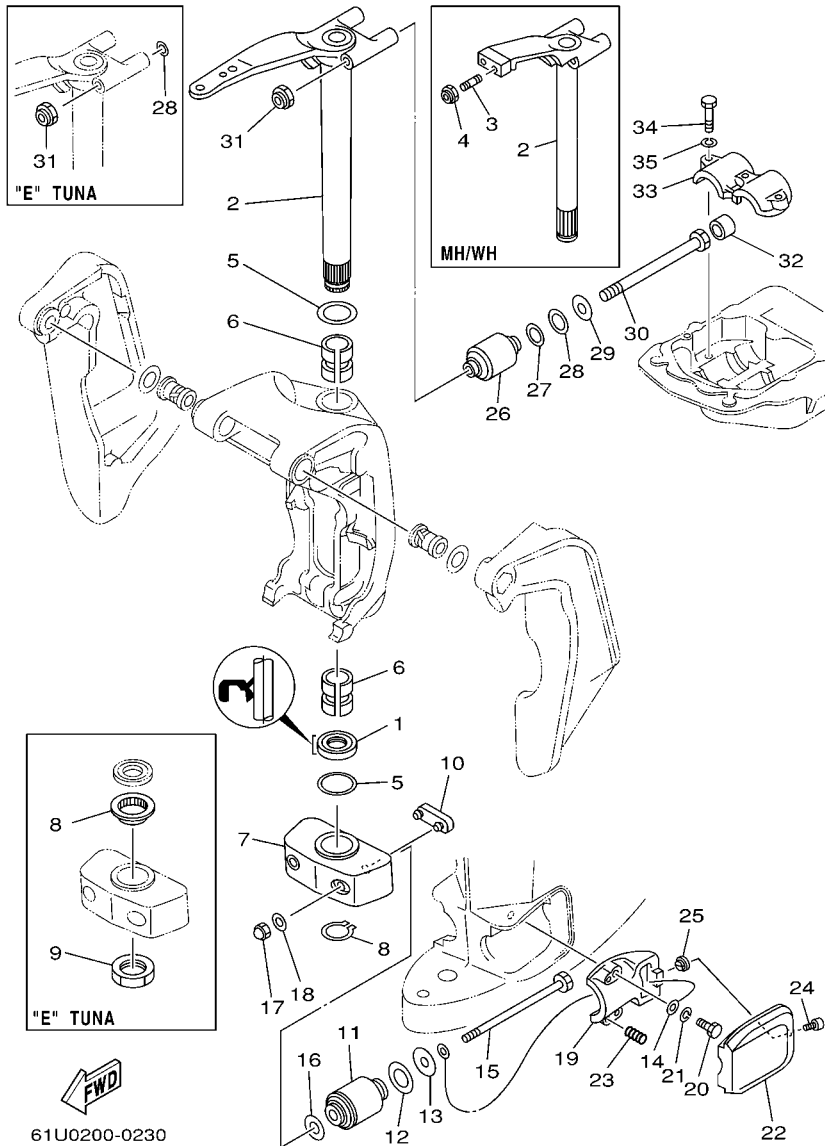


FIG. 24 BRACKET 2

SOPORTE 2

REF. NO.	PART NO. CODIGO Nº	DESCRIPTION DESCRIPCION	ET	E	WH	MH	REMARKS OBSERVACIONES
1	93109-38M02	OIL SEAL SELLO ACEITE		1	1	1	
2	6E5-42510-05-8D	STEERING BRACKET ASSY SOPORTE DIRECCION COMPL.		1			L(20.3") L(20.3")
	6E5-42510-11-8D	STEERING BRACKET ASSY SOPORTE DIRECCION COMPL.			1	1	L(20.3"),Y(22.4") L(20.3"),Y(22.4")
	6E5-42510-61-8D	STEERING BRACKET ASSY SOPORTE DIRECCION COMPL.		1			L(20.3")-FOR TUNA L(20.3")-FOR TUNA
	6E5-42510-71-8D	STEERING BRACKET ASSY SOPORTE DIRECCION COMPL.			1	1	X(25.3") X(25.3")
3	90116-10M28	BOLT, STUD ESPARRAGO			2	2	
4	90185-10051	NUT, SELF-LOCKING TUERCA AUTOBLOCANTE			2	2	
5	90201-38M60	WASHER, PLATE ARANDELA PLANA		2	2	2	
	90201-38M60	WASHER, PLATE ARANDELA PLANA		1			FOR TUNA FOR TUNA
6	90386-38M32	BUSH BUJE		2	2	2	
	90386-38M89	BUSH BUJE		2			FOR TUNA FOR TUNA
7	6G5-44551-01-8D	HOUSING, LOWER MOUNT RUBBER CAJA AMORTIGUADOR INFERIOR HU		1	1	1	
	6E5-44551-61-8D	HOUSING, LOWER MOUNT RUBBER CAJA AMORTIGUADOR INFERIOR HU		1			FOR TUNA FOR TUNA
8	93410-37M04	CIRCLIP SEGURO		1	1	1	
	6E5-42535-60	WASHER, THRUST RONDANA EMPUJE		1			FOR TUNA FOR TUNA
9	6E5-42546-60	NUT TUERCA		1			FOR TUNA FOR TUNA
10	6E5-44575-00	DAMPER, LOWER MOUNT RUBBER AMORTIGUADOR INFERIOR		1	1	1	
11	6E5-44555-00-94	MOUNT DAMPER, LOWER SIDE AMORTIGUADOR DE HULE LADO INFE		2	2	2	
12	90202-32M19	WASHER, PLATE ARANDELA DE PLANA		2	2	2	
13	90201-16M55	WASHER, PLATE ARANDELA PLANA		2	2	2	
14	6E5-82149-00	WIRE, LEAD 3 CABLE CONDUCTOR 3		1	1	1	
15	90109-14M34	BOLT PERNO		2	2	2	
	90109-14M54	BOLT PERNO		2			FOR TUNA FOR TUNA
16	90201-15M58	WASHER, PLATE ARANDELA PLANA		2	2	2	
17	95380-14800	NUT TUERCA		2	2	2	
	90185-14M00	NUT, SELF-LOCKING TUERCA AUTOBLOCANTE		2			FOR TUNA FOR TUNA
18	92995-14600	WASHER ARANDELA		2	2	2	

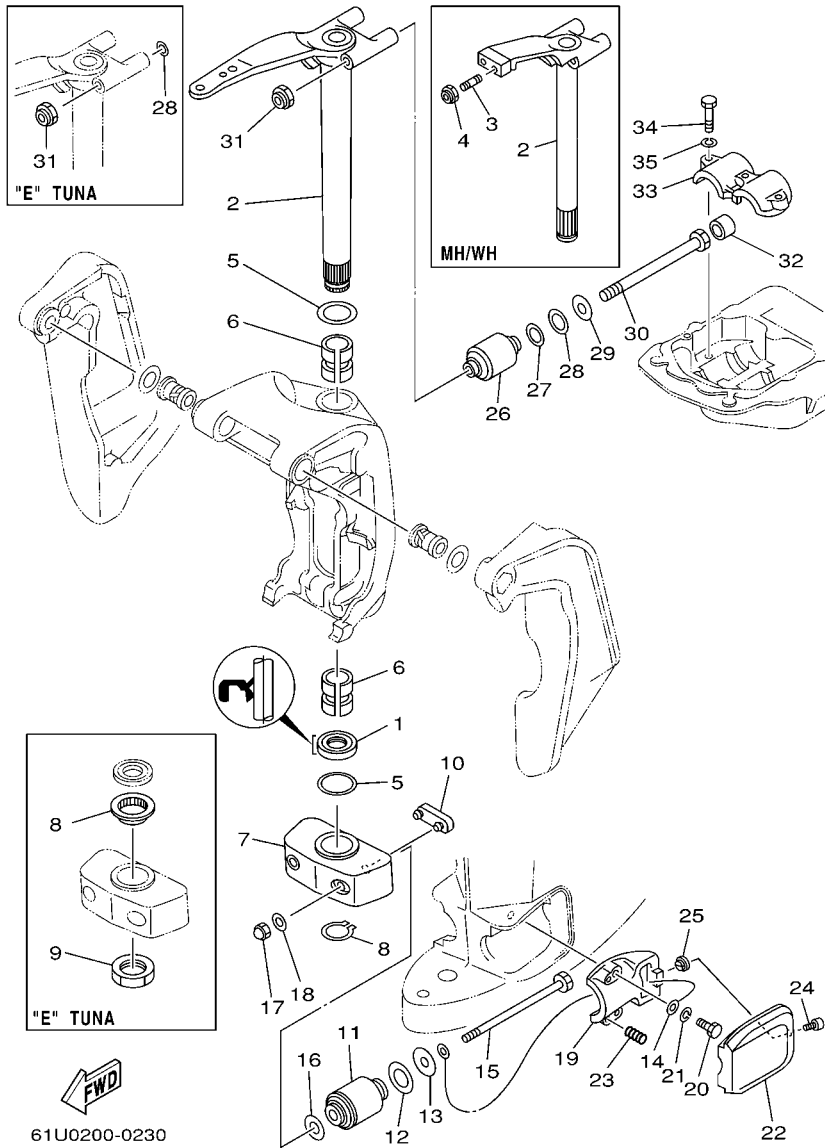
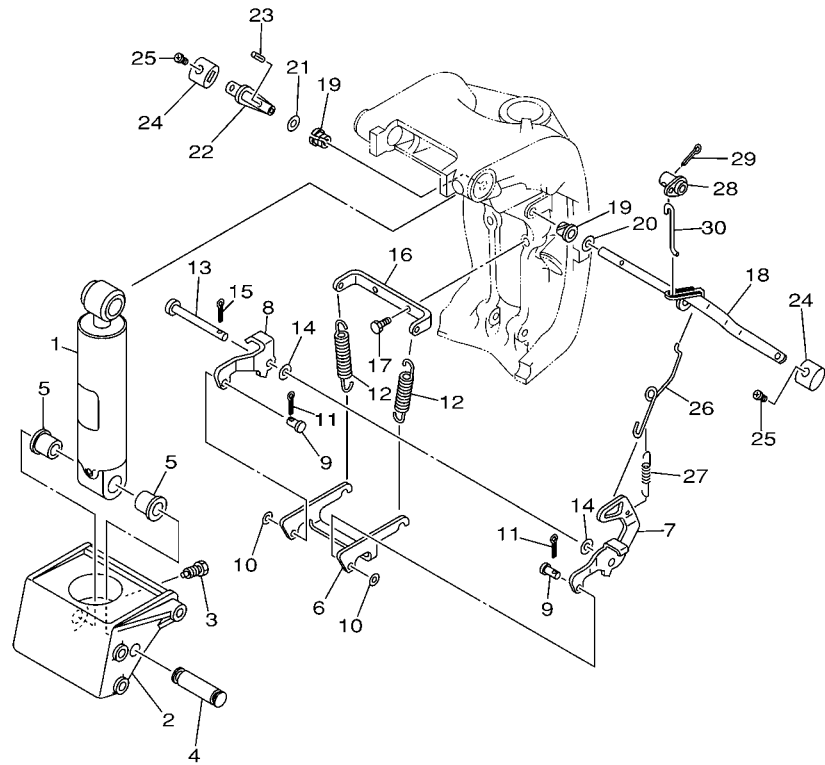


FIG. 24 BRACKET 2

SOPORTE 2

REF. NO.	PART NO. CODIGO Nº	DESCRIPTION DESCRIPCION	ET	E	WH	MH	REMARKS OBSERVACIONES
19	6E5-44552-01-94	HOUSING, LOWER MOUNT RUBBER CAJA AMORTIGUADOR INFERIOR HU		2	2	2	
20	97095-10045	BOLT PERNO		4	4	4	
21	92995-10100	WASHER ARANDELA		4	4	4	
22	6E5-44553-01-8D	COVER, LOWER MOUNT CUBIERTA, AMORTIGUADOR INFERIOR		2	2	2	
23	90501-16M28	SPRING, COMPRESSION RESORTE DE COMPRESION		4	4	4	
24	97885-06016	SCREW, PAN HEAD TORNILLO A MUESCA		2	2	2	
25	90179-06066	NUT TUERCA		2	2	2	
26	6E5-44514-00-94	MOUNT DAMPER, UPPER SIDE AMORTIGUADOR LADO SUPERIOR		2	2	2	
	6E5-44514-60-94	MOUNT DAMPER, UPPER SIDE AMORTIGUADOR LADO SUPERIOR		2			FOR TUNA FOR TUNA
27	90201-26M57	WASHER, PLATE ARANDELA PLANA		2	2	2	
28	90202-26M18	WASHER, PLATE ARANDELA DE PLANA		2	2	2	
	92995-14200	WASHER ARANDELA		2			FOR TUNA FOR TUNA
29	90201-14M56	WASHER, PLATE ARANDELA PLANA		2	2	2	
	90201-15M00	WASHER, PLATE ARANDELA PLANA		2			FOR TUNA FOR TUNA
30	90109-12007	BOLT PERNO		2	2	2	
	90109-14M53	BOLT PERNO		2			FOR TUNA FOR TUNA
31	90185-12M12	NUT, SELF-LOCKING TUERCA AUTOBLOCANTE		2	2	2	
	90185-14M00	NUT, SELF-LOCKING TUERCA AUTOBLOCANTE		2			FOR TUNA FOR TUNA
32	663-44575-00	DAMPER, LOWER MOUNT RUBBER AMORTIGUADOR INFERIOR		2	2	2	EXCEPT FOR TUNA EXCEPT FOR TUNA
33	6E5-44511-00-5B	COVER, UPPER MOUNT CUBIERTA AMORTIGUADOR SUPERIOR		1	1	1	
	6E5-44511-60-5B	COVER, UPPER MOUNT CUBIERTA AMORTIGUADOR SUPERIOR		1			FOR TUNA FOR TUNA
34	97095-10045	BOLT PERNO		3	3	3	
35	92995-10100	WASHER ARANDELA		3	3	3	

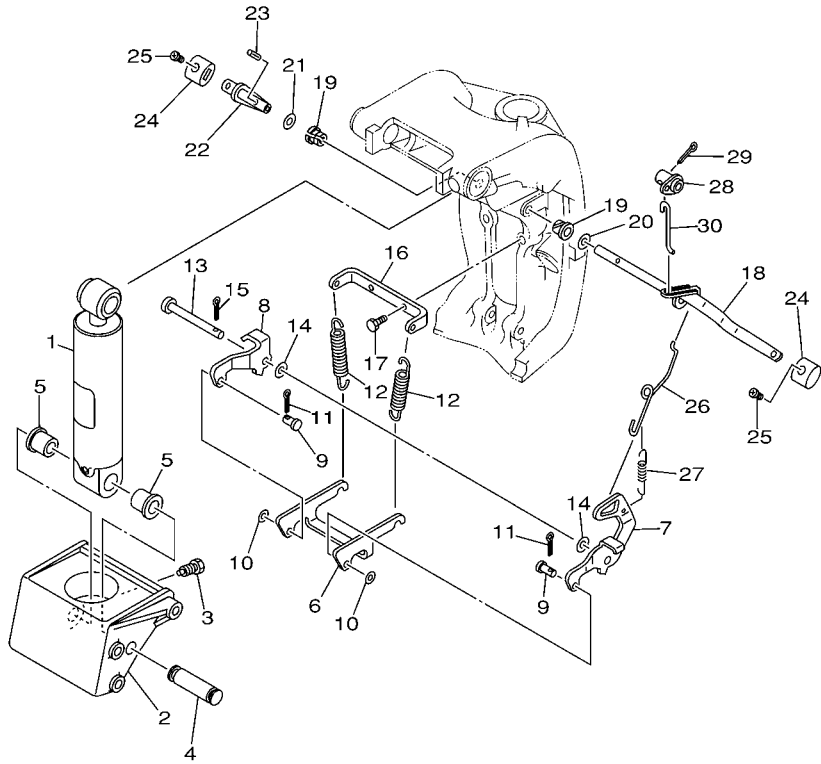


6E50200-0160

FIG. 25 BRACKET 3

SOPORTE 3

REF. NO.	PART NO. CODIGO Nº	DESCRIPTION DESCRIPCION	ET	E	WH	MH	REMARKS OBSERVACIONES
1	6E5-43170-00-4D	SHOCK ABSORBER ASSY AMORTIGUADOR COMPL.		1	1	1	
2	6E5-43128-00-8D	SPACER, CLAMP BRACKET ESPACIADOR ABRAZADERA SOPORTE		1	1	1	
3	90109-06M07	BOLT PERNO		1	1	1	
4	6E5-43124-00	PIN, LOWER SHOCK MOUNT PASADOR DE AMORTIGUADOR INFERI		1	1	1	
5	90386-18M44	BUSH BUJE		2	2	2	
6	6E5-43613-00	ARM, TILT LOCK BRAZO DE SEGURO DE INCLINACION		1	1	1	
7	6E5-43614-00	PLATE, TILT LOCK PLACA DE SEGURO DE INCLINACION		1	1	1	
8	6E5-43615-00	PLATE, TILT LOCK PLACA DE SEGURO DE INCLINACION		1	1	1	
9	90240-06M07	PIN, CLEVIS PASADOR CON HOYO		2	2	2	
10	92990-06600	WASHER, PLATE ARANDELA PLANA		2	2	2	
11	91490-25012	PIN, COTTER CHAVETA		2	2	2	
12	90506-23M10	SPRING, TENSION RESORTE DE TENSION		2	2	2	
13	6E5-43659-00	SHAFT, REVERSE LOCK EJE SEGURO DE REVERSA		1	1	1	
14	92990-08600	WASHER, PLATE ARANDELA PLANA		2	2	2	
15	91490-25012	PIN, COTTER CHAVETA		1	1	1	
16	6E5-43679-00	STOPPER, HOOK TAPON		1	1	1	
17	97095-06016	BOLT PERNO		2	2	2	
18	6E5-43630-01	TILT LEVER ASSY PLANCA DE INCLINACION COMPL		1	1	1	
19	90386-08032	BUSH BUJE		2	2	2	
20	90202-08M08	WASHER, PLATE ARANDELA DE PLANA		1	1	1	
21	92990-08600	WASHER, PLATE ARANDELA PLANA		1	1	1	
22	61U-43631-00	LEVER, TILT PALANCA DE INCLINACION		1	1	1	
23	90254-03003	PIN, SPRING PASADOR DE TIPO A RESORTE		1	1	1	
24	6E5-43317-00	GRIP MANGO		2	2	2	
25	90152-05M00	SCREW, COUNTERSUNK TORNILLO EMBUTIDO		2	2	2	
26	6E5-43616-00	ROD, TILT LOCK VARILLA SEGURO DE INCLINACION		1	1	1	
27	90506-09M09	SPRING, TENSION RESORTE DE TENSION		1	1	1	



6E50200-0160

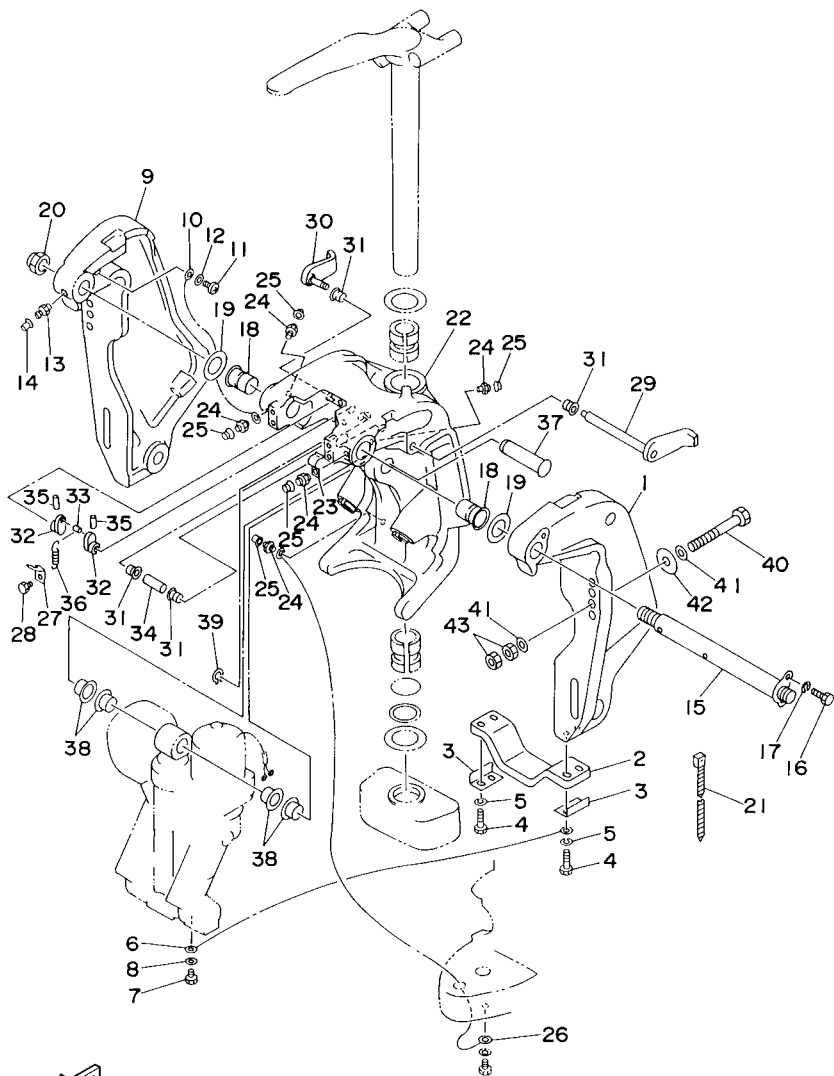
FIG. 25 BRACKET 3

SOPORTE 3

REF. NO.	PART NO. CODIGO Nº	DESCRIPTION DESCRIPCION	ET	E	WH	MH	REMARKS OBSERVACIONES
28	688-43184-00	COLLAR, ANCHOR LEVER COLLAR		1	1	1	
29	91490-30025	PIN. COTTER CHAVETA		1	1	1	
30	6E5-43676-00	HOOK GANCHO		1	1	1	

FIG. 26 BRACKET 4

SOPORTE 4

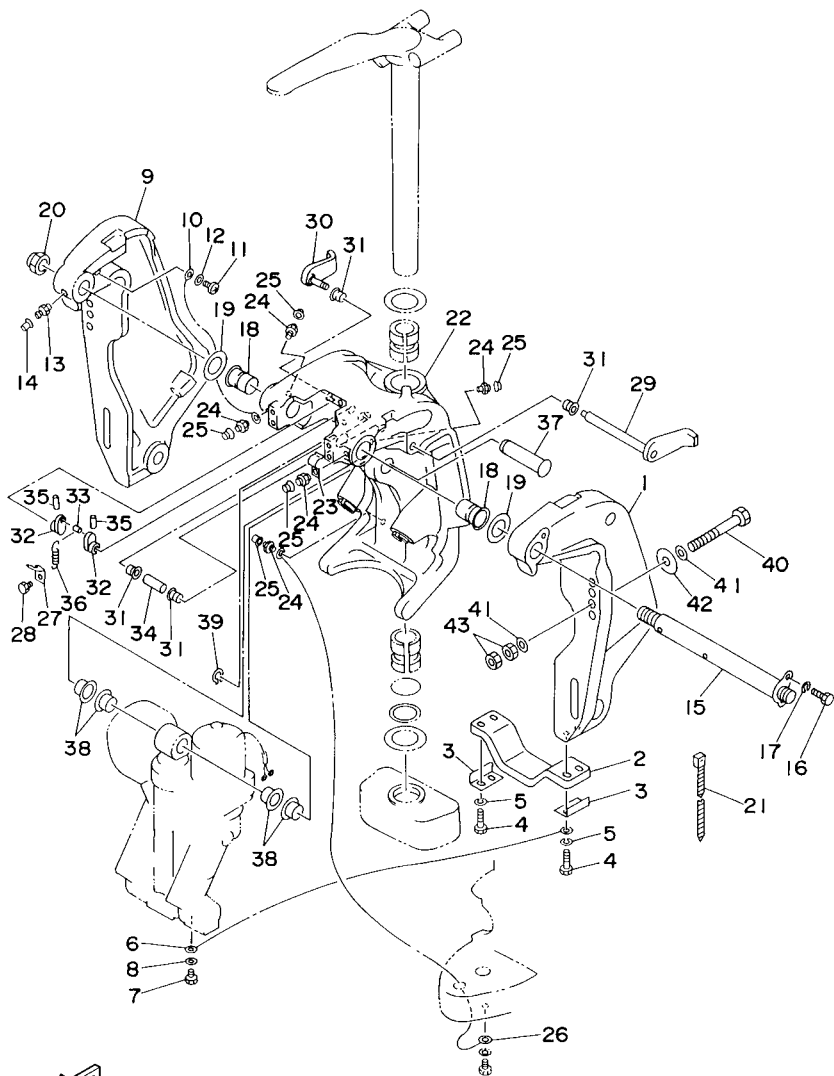


6N60010-7160

REF. NO.	PART NO. CODIGO Nº	DESCRIPTION DESCRIPCION	ET	E	WH	MH	REMARKS OBSERVACIONES
1	64E-43111-02-8D	BRACKET, CLAMP 1 SOPORTE DE LA ABRAZADERA 1	1				
2	6G5-45251-02	ANODE CATODE	1				
3	6G5-44526-00	PLATE PLACA 1	2				
4	97095-06030	BOLT PERNO	4				
5	92995-06100	WASHER, SPRING ARANDELA	4				
6	6E5-82148-00	WIRE, LEAD 4 CABLE CONDUCTOR 4	1				
7	97095-06010	BOLT PERNO	1				
8	92995-06600	WASHER ARANDELA	1				
9	64E-43112-02-8D	BRACKET, CLAMP 2 SOPORTE DE LA ABRAZADERA 2	1				
10	6E5-82148-00	WIRE, LEAD 4 CABLE CONDUCTOR 4	1				
11	97885-06012	SCREW, PAN HEAD TORNILLO A MUESCA	1				
12	92995-06600	WASHER ARANDELA	1				
13	93700-06M03	NIPPLE, GREASE BOQUILLA DE ENGRASAR	1				
14	663-45119-00	CAP, GREASE NIPPLE TAPA DE GRASERA	1				AP AP
15	64E-43131-01	BOLT, CLAMP BRACKET TORNILLO DE ABRAZADERA DEL SOP	1				
16	97095-08020	BOLT PERNO	1				
17	92995-08100	WASHER ARANDELA	1				
18	90386-25M31	BUSH BUJE	2				
19	90201-26M59	WASHER, PLATE ARANDELA PLANA	2				
20	90185-22M11	NUT, SELF-LOCKING TUERCA AUTOBLOCANTE	1				
21	90465-11M10	CLAMP BRIDA	1				
22	64E-43311-10-8D	BRACKET, SWIVEL 1 SOPORTE GIRATORIO 1	1				L(20.3") L(20.3")
	64E-43311-20-8D	BRACKET, SWIVEL 1 SOPORTE GIRATORIO 1	1				X(25.3") X(25.3")
23	90465-08M63	CLAMP BRIDA	1				
24	93700-06M03	NIPPLE, GREASE BOQUILLA DE ENGRASAR	5				
25	663-45119-00	CAP, GREASE NIPPLE TAPA DE GRASERA	5				AP AP
26	6E5-82147-00	WIRE, LEAD 4 CABLE CONDUCTOR 4	1				L(20.3") L(20.3")

FIG. 26 BRACKET 4

SOPORTE 4

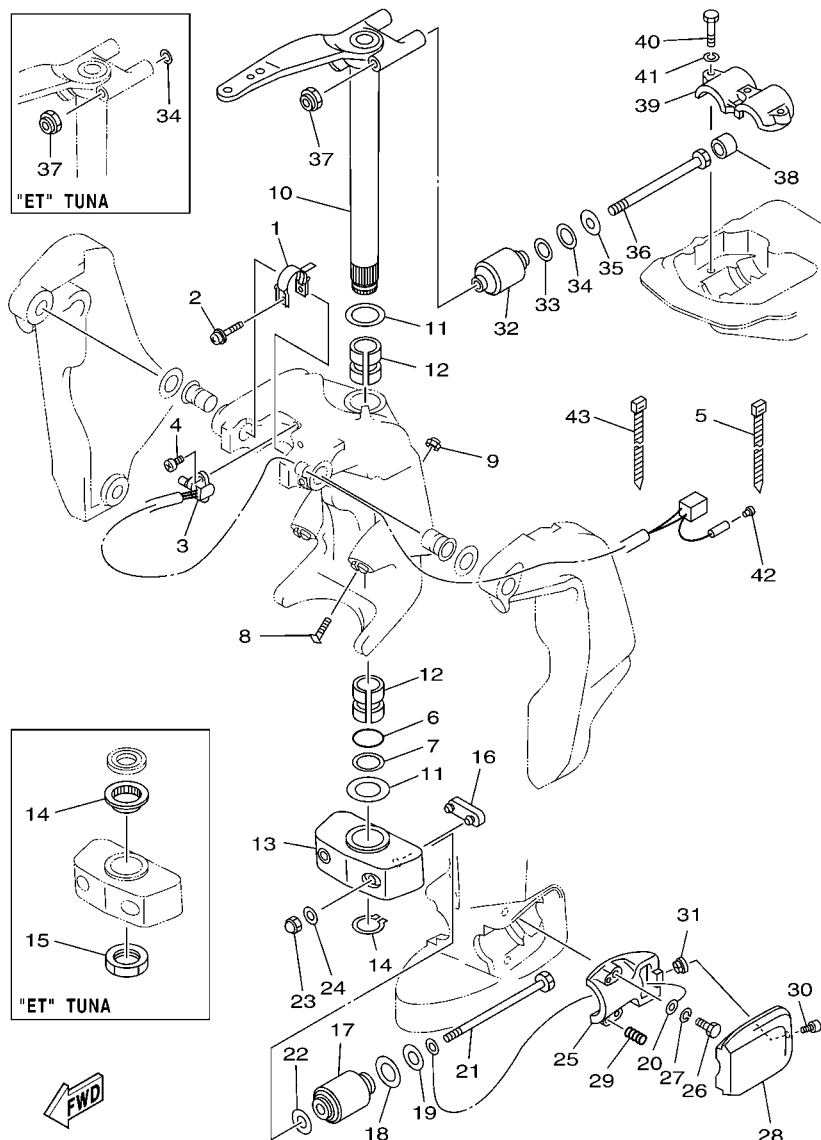


6N60010-7160

REF. NO.	PART NO. CODIGO Nº	DESCRIPTION DESCRIPCION	ET	E	WH	MH	REMARKS OBSERVACIONES
26	6E5-82147-20	WIRE, LEAD 4 CABLE CONDUCTOR 4	1				X(25.3") X(25.3")
27	6G5-43144-00	HOOK, SPRING GANCHO	1				
28	97095-06010	BOLT PERNO	1				
29	6G5-43181-02	LEVER, TILT STOP PALANCA TOPE INCLINACION	1				
30	6G5-43185-02	LEVER, TILT STOP PALANCA TOPE INCLINACION	1				
31	90386-10M16	BUSH BUJE	4				
32	6G5-43148-00	COLLAR, DISTANCE COLLAR	2				
33	90249-06M19	PIN PASADOR	1				
34	90387-10M05	COLLAR ESPACIADOR	1				
35	91690-30020	PIN, SPRING PASADOR DE RESORTE	2				
36	90506-14M24	SPRING, TENSION RESORTE DE TENSION	1				
37	64E-43126-00	PIN, UPPER SHOCK MOUNT PASADOR DE AMORTIGUADOR SUPERIOR	1				
38	90386-22M98	BUSH BUJE	4				
39	93410-22M11	CIRCLIP SEGURO	1				
40	90101-12M03	BOLT (L:115MM) TORNILLO (L:115MM)	4				
	90101-12M03	BOLT (L:115MM) TORNILLO (L:115MM)	6				FOR TUNA FOR TUNA
41	90201-13M01	WASHER, PLATE ARANDELA PLANA	8				
	90201-13M01	WASHER, PLATE ARANDELA PLANA	12				FOR TUNA FOR TUNA
42	90201-12M05	WASHER, PLATE ARANDELA PLANA	4				
	90201-12M05	WASHER, PLATE ARANDELA PLANA	6				FOR TUNA FOR TUNA
43	95380-12600	NUT TUERCA	8				
	95380-12600	NUT TUERCA	12				FOR TUNA FOR TUNA

FIG. 27 BRACKET 5

SOPORTE 5

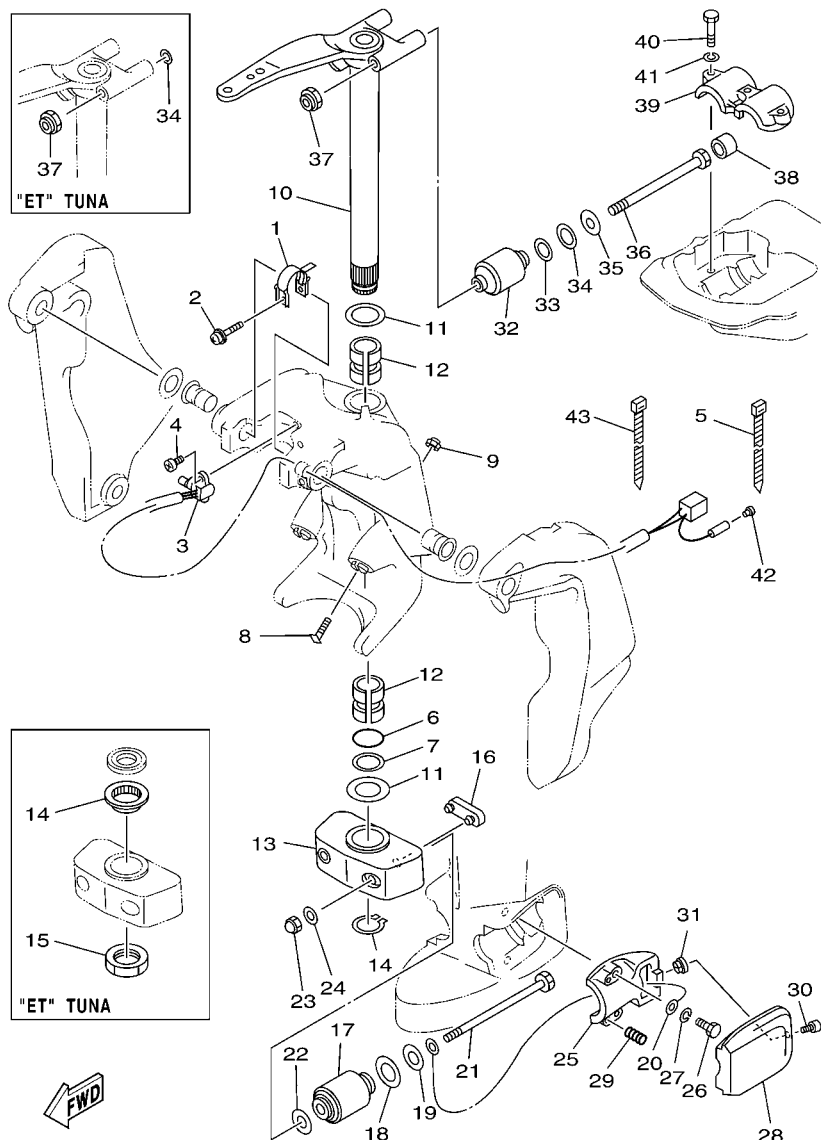


61U8200-G270

REF. NO.	PART NO. CODIGO Nº	DESCRIPTION DESCRIPCION	ET	E	WH	MH	REMARKS OBSERVACIONES
1	64E-43139-10	CAM, TRIM SENDER LEVA TRANSMISOR DE INCLINDOR	1				
2	97980-05230	SCREW, WITH WASHER TORNILLO, CON ARANDELA	1				
3	64E-83672-02	TRIM SENDER TRANSMISOR DE INCLINADOR	1				
4	97885-06016	SCREW, PAN HEAD TORNILLO A MUESCA	2				
5	90465-11M10	CLAMP BRIDA	3				
6	93210-37MH7	O-RING ANILLO O	1				
7	90202-40M47	WASHER, PLATE ARANDELA DE PLANA	1				
8	61A-43376-00	BOLT, THRUST RECEIVER TORNILLO RECEPTOR	2				
9	95780-10300	NUT, FLANGE TUERCA	2				
10	6E5-42510-05-8D	STEERING BRACKET ASSY SOPORTE DIRECCION COMPL.	1				L(20.3") L(20.3")
	6E5-42510-25-8D	STEERING BRACKET ASSY SOPORTE DIRECCION COMPL.	1				X(25.3") X(25.3")
	6E5-42510-61-8D	STEERING BRACKET ASSY SOPORTE DIRECCION COMPL.	1				L(20.3")-FOR TUNA L(20.3")-FOR TUNA
11	90201-38M60	WASHER, PLATE ARANDELA PLANA	2				
	90201-38M60	WASHER, PLATE ARANDELA PLANA	1				FOR TUNA FOR TUNA
12	90386-38M32	BUSH BUJE	2				
	90386-38M89	BUSH BUJE	2				FOR TUNA FOR TUNA
13	6G5-44551-01-8D	HOUSING, LOWER MOUNT RUBBER CAJA AMORTIGUADOR INFERIOR HU	1				
	6E5-44551-61-8D	HOUSING, LOWER MOUNT RUBBER CAJA AMORTIGUADOR INFERIOR HU	1				FOR TUNA FOR TUNA
14	93410-37M04	CIRCLIP SEGURO	1				
	6E5-42535-60	WASHER, THRUST RONDANA EMPUJE	1				FOR TUNA FOR TUNA
15	6E5-42546-60	NUT TUERCA	1				FOR TUNA FOR TUNA
16	6E5-44575-00	DAMPER, LOWER MOUNT RUBBER AMORTIGUADOR INFERIOR	1				
17	6E5-44555-00-94	MOUNT DAMPER, LOWER SIDE AMORTIGUADOR DE HULE LADO INFE	2				
18	90202-32M19	WASHER, PLATE ARANDELA DE PLANA	2				
19	90201-16M55	WASHER, PLATE ARANDELA PLANA	2				
20	6E5-82149-00	WIRE, LEAD 3 CABLE CONDUCTOR 3	1				
21	90109-14M34	BOLT PERNO	2				

FIG. 27 BRACKET 5

SOPORTE 5

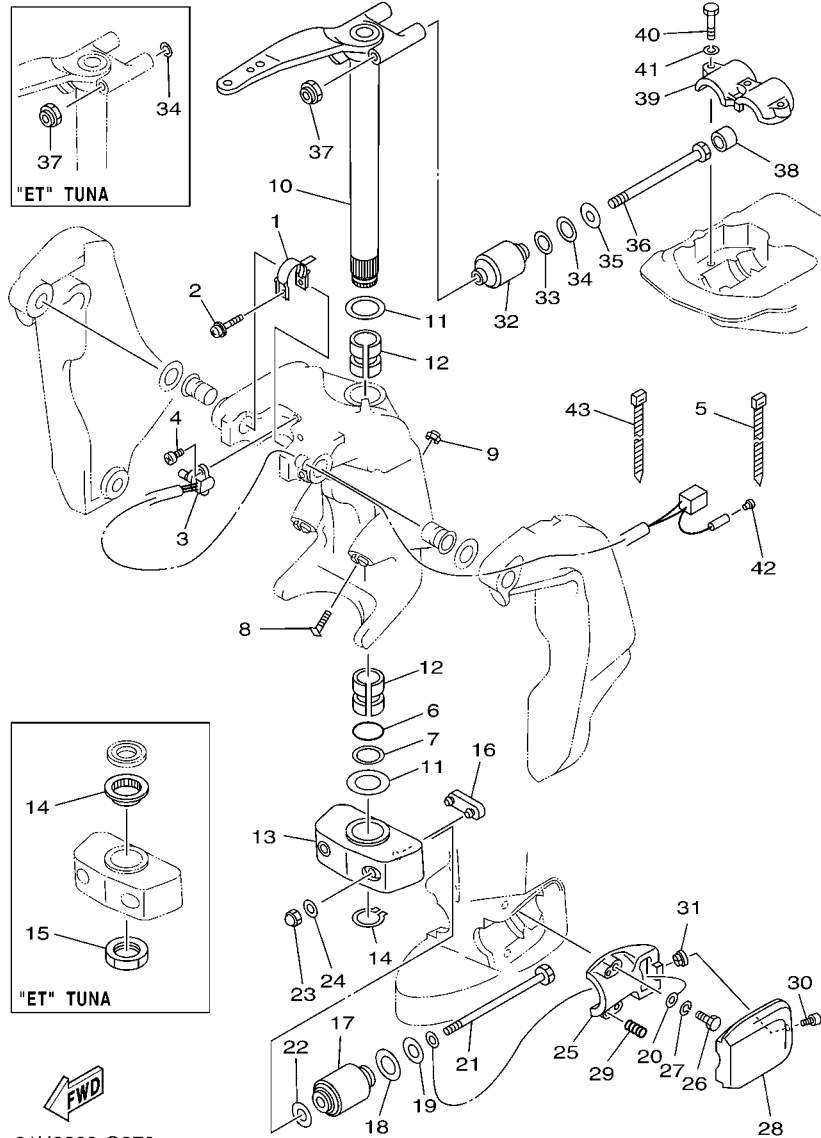


61U8200-G270

REF. NO.	PART NO. CODIGO Nº	DESCRIPTION DESCRIPCION	ET	E	WH	MH	REMARKS OBSERVACIONES
21	90109-14M54	BOLT PERNO	2				FOR TUNA FOR TUNA
22	90201-15M58	WASHER, PLATE ARANDELA PLANA	2				
23	95380-14800	NUT TUERCA	2				
	90185-14M00	NUT, SELF-LOCKING TUERCA AUTOBLOCANTE	2				FOR TUNA FOR TUNA
24	92995-14600	WASHER ARANDELA	2				
25	6E5-44552-01-94	HOUSING, LOWER MOUNT RUBBER CAJA AMORTIGUADOR INFERIOR HU	2				
26	97095-10045	BOLT PERNO	4				
27	92995-10100	WASHER ARANDELA	4				
28	6E5-44553-01-8D	COVER, LOWER MOUNT CUBIERTA,AMORTIGUADOR INFERIOR	2				
29	90501-16M28	SPRING, COMPRESSION RESORTE DE COMPRESION	4				
30	97885-06016	SCREW, PAN HEAD TORNILLO A MUESCA	2				
31	90179-06066	NUT TUERCA	2				
32	6E5-44514-00-94	MOUNT DAMPER, UPPER SIDE AMORTIGUADOR LADO SUPERIOR	2				
	6E5-44514-60-94	MOUNT DAMPER, UPPER SIDE AMORTIGUADOR LADO SUPERIOR	2				FOR TUNA FOR TUNA
33	90201-26M57	WASHER, PLATE ARANDELA PLANA	2				
34	90202-26M18	WASHER, PLATE ARANDELA DE PLANA	2				
	92995-14200	WASHER ARANDELA	2				FOR TUNA FOR TUNA
35	90201-14M56	WASHER, PLATE ARANDELA PLANA	2				
	90201-15M00	WASHER, PLATE ARANDELA PLANA	2				FOR TUNA FOR TUNA
36	90109-12007	BOLT PERNO	2				
	90109-14M53	BOLT PERNO	2				FOR TUNA FOR TUNA
37	90185-12M12	NUT, SELF-LOCKING TUERCA AUTOBLOCANTE	2				
	90185-14M00	NUT, SELF-LOCKING TUERCA AUTOBLOCANTE	2				FOR TUNA FOR TUNA
38	663-44575-00	DAMPER, LOWER MOUNT RUBBER AMORTIGUADOR INFERIOR	2				FOR TUNA FOR TUNA EXCEPT FOR TUNA EXCEPT FOR TUNA
39	6E5-44511-00-5B	COVER, UPPER MOUNT CUBIERTA AMORTIGUADOR SUPERIOR	1				
	6E5-44511-60-5B	COVER, UPPER MOUNT CUBIERTA AMORTIGUADOR SUPERIOR	1				FOR TUNA FOR TUNA
40	97095-10045	BOLT PERNO	3				

FIG. 27 BRACKET 5

SOPORTE 5



61U8200-G270

REF. NO.	PART NO. CODIGO Nº	DESCRIPTION DESCRIPCION	ET	E	WH	MH	REMARKS OBSERVACIONES
41	92995-10100	WASHER ARANDELA	3				
42	703-82119-00	COVER, LEAD WIRE CUBIERTA DE CABLE CONDUCTOR	1				
43	90465-13M18	CLAMP BRIDA	1				

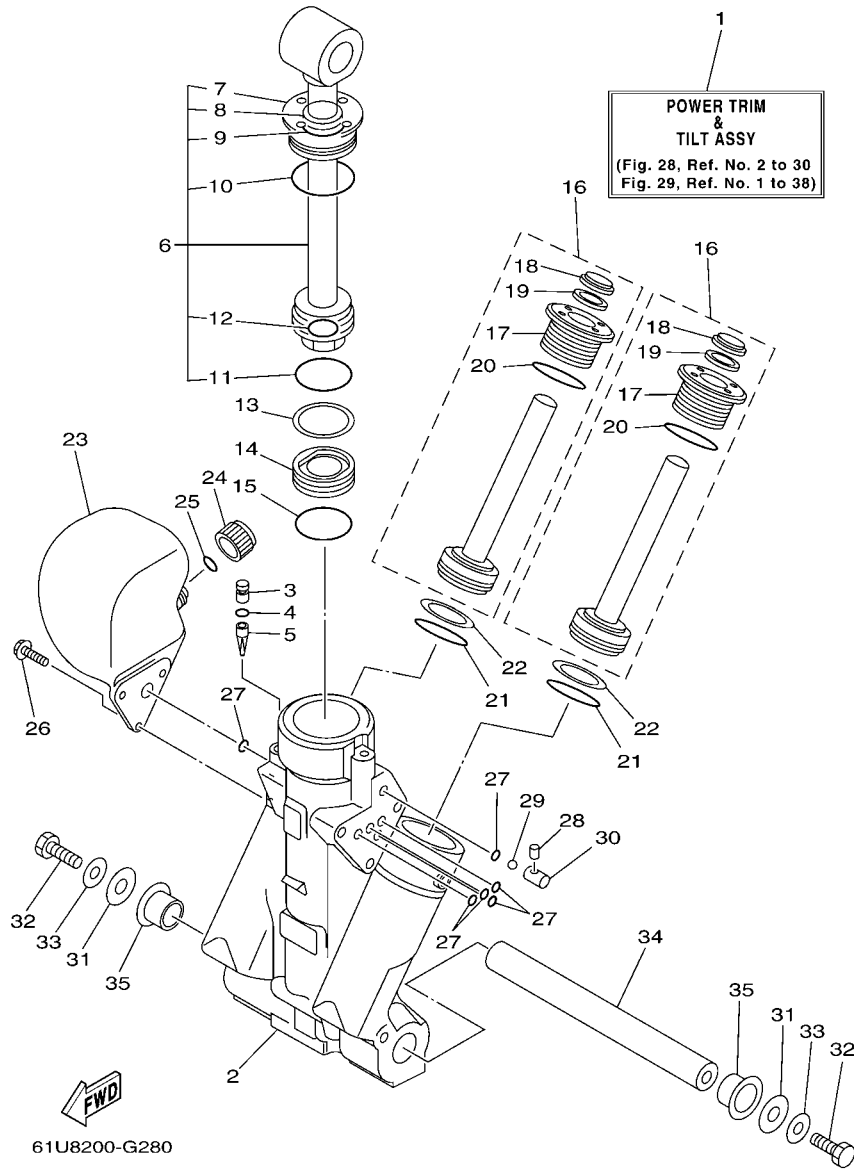


FIG. 28 POWER TRIM & TILT ASSY 1 COMPONER Y PODER VARILLA 1

REF. NO.	PART NO. CODIGO Nº	DESCRIPTION DESCRIPCION	ET	E	WH	MH	REMARKS OBSERVACIONES
1	64E-43800-04-4D	POWER TRIM & TILT ASSY ELEVADOR HIDRAULICO COMPL.	1				
2	64E-43825-02	HOUSING, TRIM & TILT CAJA INCLINACION Y ADRNO	1				
3	64E-4388J-00	PLUG 2 TAPON 2	1				
4	93210-10M74	O-RING ANILLO O	1				
5	64E-43817-00	FILTER 2 FIELTRO 2	1				
6	64E-43810-01	TILT PISTON SUB ASSY ELEVADOR SUB-PISTON COMPL.	1				
7	64E-43811-01	.SCREW, CYLINDER END .TORNILLO CILINDRO EXTREMO	1				
8	64E-43898-00	.SEAL ,DUST 2 .SELLO ANTIPOLVO	1				
9	64E-43867-00	.O-RING .ANILLO EN O 7	1				
10	64E-43866-00	.O-RING .ANILLO EN O 6	1				
11	6E5-43862-00	.O-RING .ANILLO EN O 2	1				
12	64E-43883-00	.O-RING .ANILLO EN O 10	1				
13	6E5-43872-00	RING, BACK UP ANILLO	1				
14	6E5-43814-02	PISTON, FREE PISTON LIBRE	1				
15	6E5-43862-00	O-RING ANILLO EN O 2	1				
16	64E-43820-01	TRIM PISTON SUB ASSY ELEVADOR PISTON COMPL.	2				
17	64E-43821-01	.SCREW, TRIM CYLINDER END .TORNILLO CILINDURO EXTREMO	1				
18	64E-43822-00	.SEAL, TRIM DUST .SELLO DE POLVO	1				
19	64E-4384J-00	.SEAL, TRIM DOWN .SELLO	1				
20	6G5-43864-00	.O-RING .ANILLO EN O 4	1				
21	6E5-43864-00	O-RING ANILLO EN O 4	2				
22	6E5-43874-01	RING, BACK UP ANILLO	2				
23	64E-43828-00	BODY, RESERVOIR CUERPO DEPOSITO	1				
24	64E-43829-00	PLUG, RESERVOIR TAPON DEPOSITO	1				
25	64E-43897-00	O-RING ANILLO EN O	1				
26	64E-4388E-00	BOLT ,SCREW (L:14MM) PERNO (L:14MM)	3				
27	64E-43869-00	O-RING ANILLO EN O 9	6				

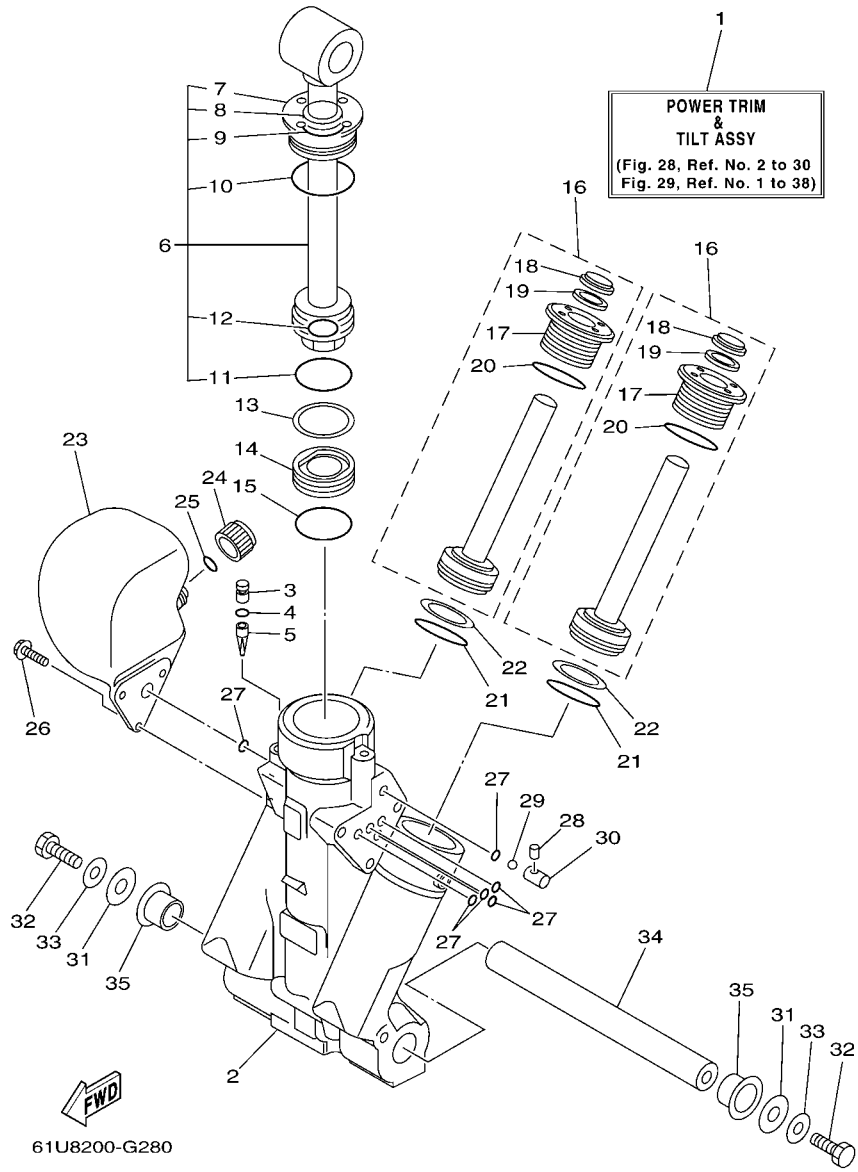


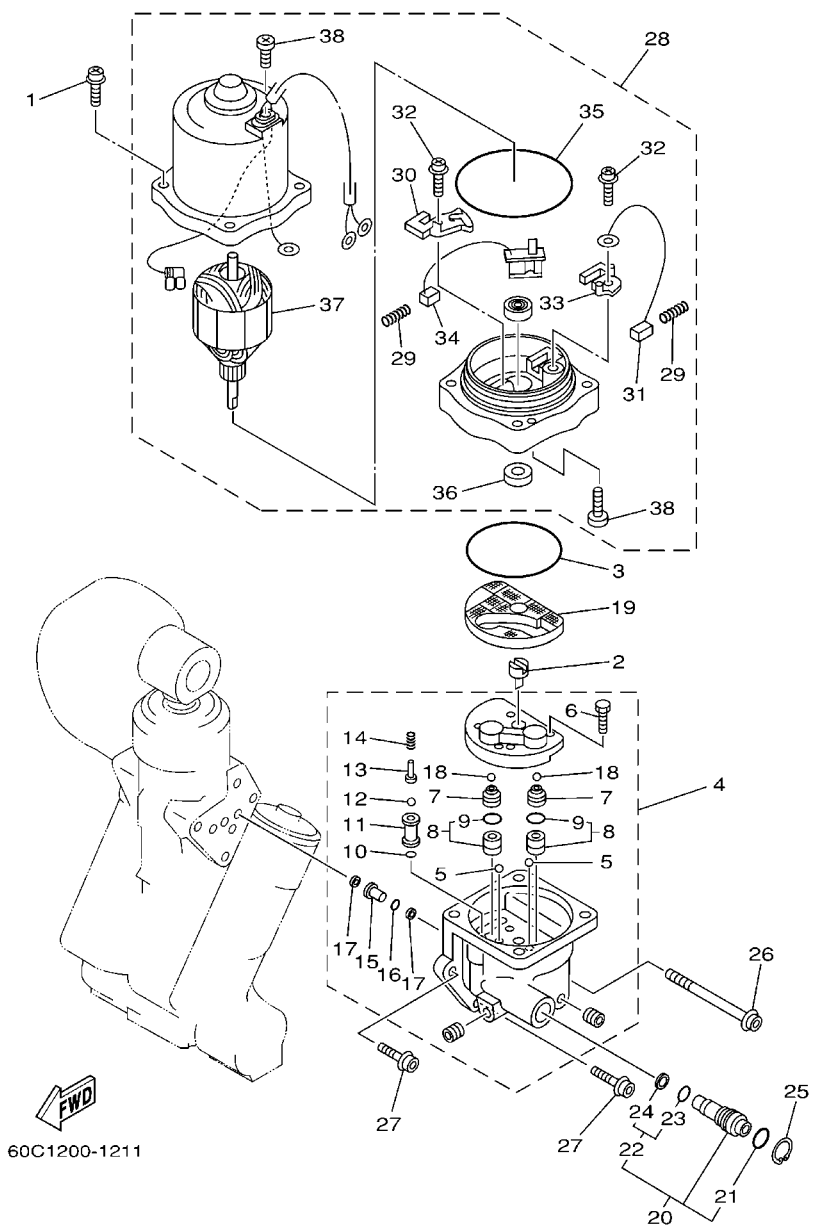
FIG. 28 POWER TRIM & TILT ASSY 1

COMPONER Y PODER VARILLA 1

REF. NO.	PART NO. CODIGO Nº	DESCRIPTION DESCRIPCION	ET	E	WH	MH	REMARKS OBSERVACIONES
28	64E-4381G-00	PIN PASADOR 1	1				
29	6E5-43858-00	BALL ESFERA	1				
30	64E-4382G-00	VALVE, SEAT JUEGO ASIENTO VALVULA	1				
31	90201-10060	WASHER, PLATE ARANDELA PLANA	2				
32	97075-10030	BOLT PERNO	2				
33	92995-10600	WASHER ARANDELA	2				
34	6BC-43818-00	PIN, LOWER SHOCK MOUNT PASADOR AMORTIGUADOR INFERIOR	1				
35	90386-22M98	BUSH BUJE	2				

FIG. 29 POWER TRIM & TILT ASSY 2

COMPONER Y PODER VARILLA 2

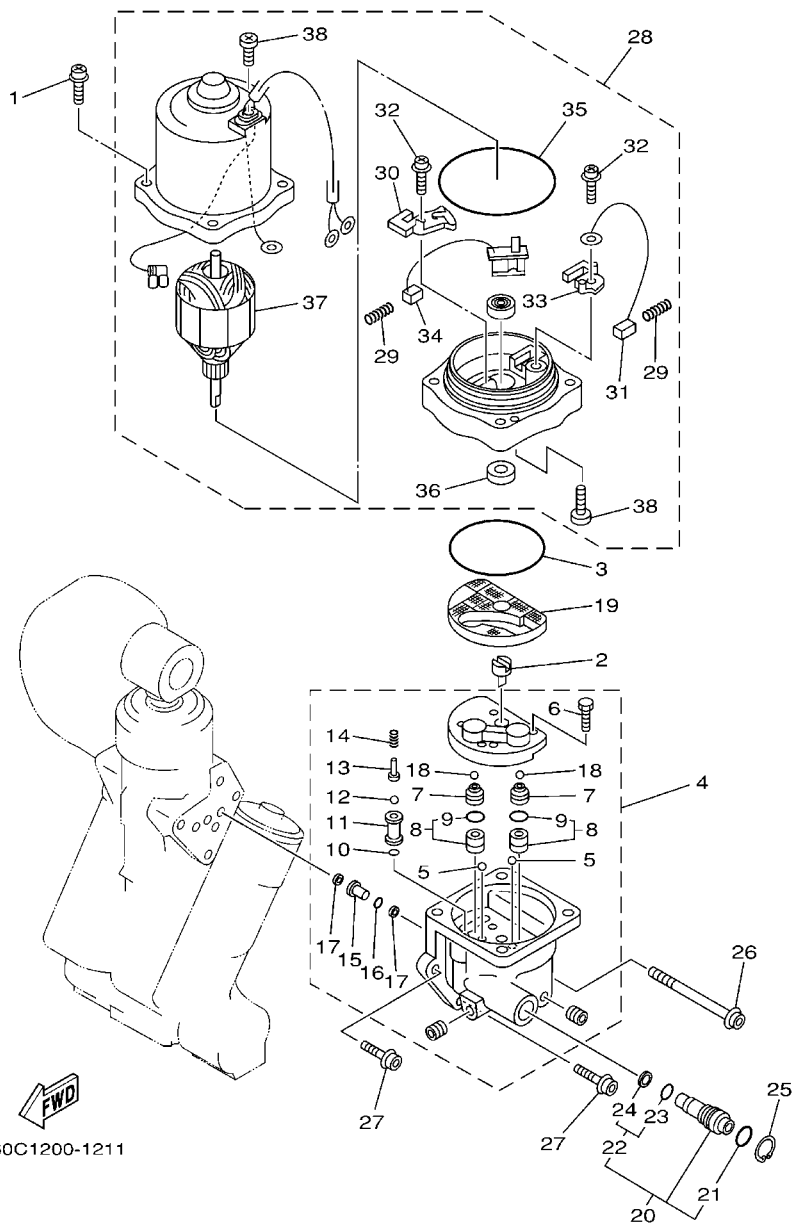


60C1200-1211

REF. NO.	PART NO. CODIGO Nº	DESCRIPTION DESCRIPCION	ET	E	WH	MH	REMARKS OBSERVACIONES
1	64E-4388E-10	BOLT ,SCREW (L:34.7MM) PERNO (L:34.7MM)	4				
2	64E-43831-00	CONNECTOR, SHAFT CONEXION EJE	1				
3	64E-43868-00	O-RING ANILLO EN O 8	1				
4	64E-43830-00	GEAR PUMP ASSY ENGRANAJE BOMBA COMPL.	1				
5	72X-43858-00	.BALL .ESFERA	2				
6	64E-43843-00	.SCREW, VALVE LOCK .TORNILLO	4				
7	64E-43841-00	.PISTON, SHUTTLE .PISTON	2				
8	64E-43802-00	.VALVE SUB ASSY .VALVULA PRINCIPAL COMPL.	2				
9	6E5-43896-00	..O-RING ..ANILLO EN O	1				
10	6G5-43863-00	O-RING ANILLO EN O 3	1				
11	64E-43851-00	.SEAT, RELIEF VALVE .ASIENTO VALVULA DE DESCARGA	1				
12	64E-43858-00	.BALL .ESFERA	1				
13	64E-43859-00	.PIN, VALVE SUPPORT .PASADOR VALVULA SOPORTE	1				
14	64E-43855-00	.SPRING, UP RELIEF .RESORTE SEGURIDAD SUPERIOR	1				
15	64E-43850-00	.VALVE SUB ASSY .VALVULA COMPL.	1				
16	64E-43865-00	.O-RING .ANILLO EN O 5	1				
17	64E-43816-00	.FILTER 1 .FIELTRO 1	2				
18	64E-43858-00	.BALL .ESFERA	2				
19	64E-43817-10	FILTER 2 FIELTRO 2	1				
20	64E-43860-00	MANUAL VALVE SUB-ASSY VALVULA SUB-COMPL.	1				
21	72X-85075-L0	.O-RING ANILLO EN O 5	1				
22	64E-43827-00	.RING SET .ESFERA	1				
23	64E-4387A-00	..O-RING ..ANILLO O	1				
24	64E-43873-00	..RING, BACK UP ..ANILLO	1				
25	64E-43875-00	RING, SNAP ANILLO	1				
26	64E-43879-10	SCREW, WITH WASHER TORNILLO CON RONDANA	1				
27	64E-43879-00	SCREW, WITH WASHER TORNILLO CON RONDANA	2				

FIG. 29 POWER TRIM & TILT ASSY 2

COMPONER Y PODER VARILLA 2



60C1200-1211

REF. NO.	PART NO. CODIGO Nº	DESCRIPTION DESCRIPCION	ET	E	WH	MH	REMARKS OBSERVACIONES
28	64E-43880-02	MOTOR ASSY MOTOR COMPL.	1				
29	6H1-4386K-10	.SPRING, BRUSH .RESORTE, ESCOBILLA	2				
30	64E-4380J-00	.HOLDER, BRUSH .PORTAESCOBILLA	1				
31	64E-43891-00	.BRUSH 1 .ESCOBILLA 1	1				
32	97607-04310	.SCREW, WITH WASHER .TORNILLO CAB CON PLANA C/ARAN	2				
33	64E-4380F-00	.HOLDER, BRUSH 2 .PORTAESCOBILLA 2	1				
34	64E-43892-00	.BRUSH 2 .ESCOBILLA 2	1				
35	6G5-43865-00	.O-RING .ANILLO EN O 5	1				
36	93102-08M43	.OIL SEAL .SELLO ACEITE	1				
37	64E-43805-00	.ARMATURE ASSY .INDUCIDO COMPL.	1				
38	64E-43843-10	.SCREW, VALVE LOCK .TORNILLO	3				

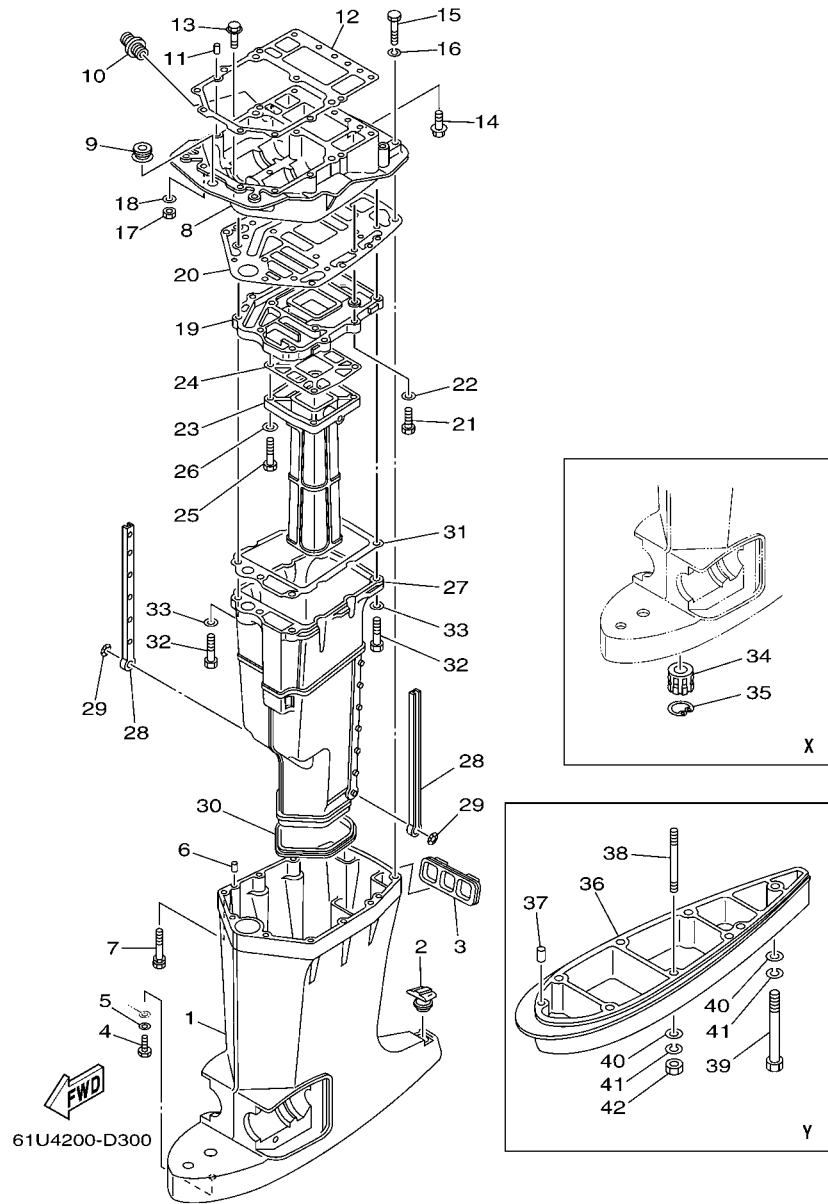


FIG. 30 UPPER CASING

FUNDA SUPERIOR

REF. NO.	PART NO. CODIGO Nº	DESCRIPTION DESCRIPCION	ET	E	WH	MH	REMARKS OBSERVACIONES
1	6E5-45111-02-8D	CASING, UPPER CAJA SUPERIOR	1	1	1	1	L(20.3"),Y(22.4") L(20.3"),Y(22.4")
	6E5-45111-23-8D	CASING, UPPER CAJA SUPERIOR	1		1	1	X(25.3") X(25.3")
2	6E5-45155-00	CAP TAPA	1	1	1	1	
3	6E5-42769-00	SEAL, RUBBER SELLO DE GOMA	1	1	1	1	
4	97095-06010	BOLT PERNO	1	1	1	1	
5	92995-06600	WASHER ARANDELA	1	1	1	1	
6	93608-12M05	PIN, DOWEL PASADOR DE CLAVIJA	2	2	2	2	
7	90119-08078	BOLT, WITH WASHER TORNILLO CON ARANDELA	6	6	6	6	
8	6E5-41137-03-94	GUIDE, EXHAUST GUIA DE ESCAPE	1	1	1	1	
9	6E5-42724-00	GROMMET TAPON	1	1	1	1	
10	6G5-12581-00	JOINT, HOSE 1 CONEXION	1	1	1	1	
11	93608-12M05	PIN, DOWEL PASADOR DE CLAVIJA	2	2	2	2	
12	6E5-45113-A0	GASKET, UPPER CASING EMPAQUE	1	1	1	1	
13	90119-08M79	BOLT, WITH WASHER TORNILLO CON ARANDELA	2	2	2	2	
14	90119-08077	BOLT, WITH WASHER TORNILLO CON ARANDELA	4	4	4	4	
15	97095-08045	BOLT PERNO	2	2	2	2	
16	92995-08100	WASHER ARANDELA	2	2	2	2	
17	95380-08700	NUT TUERCA	2	2	2	2	
18	92995-08100	WASHER ARANDELA	2	2	2	2	
19	6E5-41131-01-5B	MANIFOLD, EXT. 1 TUBO MULTIPLE DE ESCAPE	1	1	1	1	
	6E5-41131-10-5B	MANIFOLD, EXT. 1 TUBO MULTIPLE DE ESCAPE	1	1			FOR NME FOR NME
20	6E5-45114-A0	GASKET, UPPER CASING EMPAQUE	1	1	1	1	
21	97095-08030	BOLT PERNO	4	4	4	4	
22	92995-08600	WASHER ARANDELA	4	4	4	4	
23	6E5-41132-00-5B	MANIFOLD, EXHAUST TUBO MULTIPLE DE ESCAPE	1	1	1	1	
	6E5-41132-20-5B	MANIFOLD, EXHAUST TUBO MULTIPLE DE ESCAPE	1	1			FOR NME FOR NME
24	6E5-41134-B0	GASKET, EXHAUST MANIFOLD EMPAQUE	1	1	1	1	

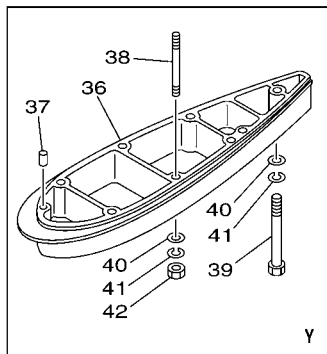
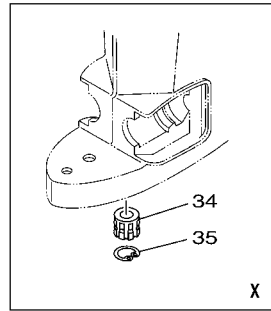
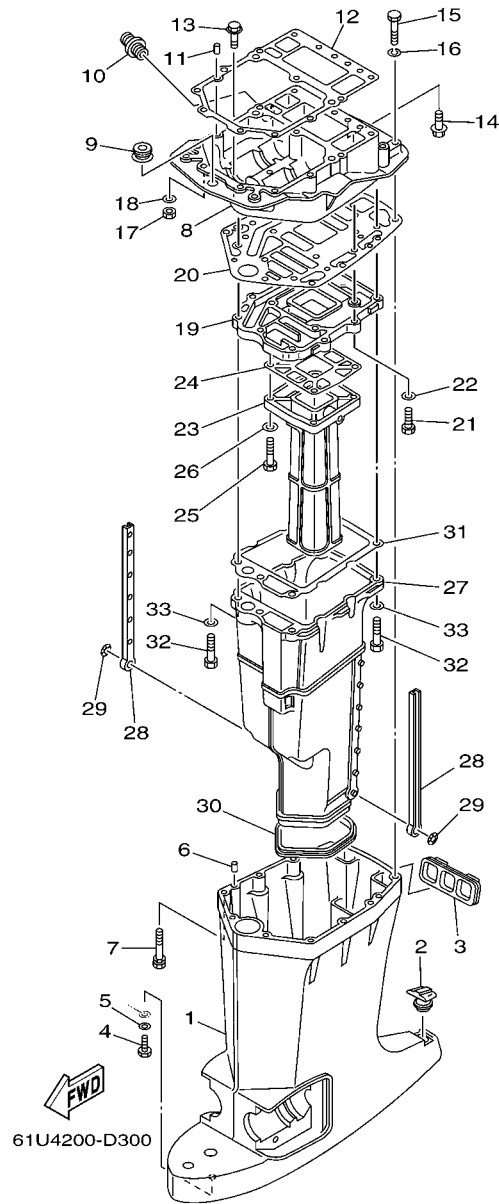


FIG. 30 UPPER CASING

FUNDA SUPERIOR

REF. NO.	PART NO. CODIGO Nº	DESCRIPTION DESCRIPCION	ET	E	WH	MH	REMARKS OBSERVACIONES
25	97095-08045	BOLT PERNO	4	4	4	4	
26	92995-08600	WASHER ARANDELA	4	4	4	4	
27	6E5-14711-01-5B	MUFFLER 1 SILENCIADOR 1	1	1	1	1	
	6E5-14711-10-5B	MUFFLER 1 SILENCIADOR 1	1	1			FOR NME FOR NME
28	6E5-14737-00	DAMPER, MUFFLER AMORTIGUADOR DE SILENCIADOR	2	2	2	2	
29	90183-05M02	NUT, SPRING TUERCA DE RESORTE	2	2	2	2	
30	6E5-45123-00	GASKET, MUFFLER EMPAQUE SILENCIADOR	1	1	1	1	
31	6E5-41135-A0	GASKET, EXHAUST MANIFOLD EMPAQUE	1	1	1	1	
32	97095-08045	BOLT PERNO	5	5	5	5	
33	92995-08600	WASHER ARANDELA	5	5	5	5	
34	6E5-45318-00	BUSHING, DRIVE SHAFT BUJE, EJE DE MANDO	1		1	1	X(25.3") X(25.3")
35	93420-36M01	CIRCLIP SEGURO	1		1	1	X(25.3") X(25.3")
36	6E5-45211-00-4D	EXTENSION EXTENSION			1		Y(22.4") Y(22.4")
37	93608-12M05	PIN, DOWEL PASADOR DE CLAVIJA			4		Y(22.4") Y(22.4")
38	90116-10M38	BOLT, STUD ESPARRAGO			6		Y(22.4") Y(22.4")
39	90101-10M02	BOLT TORNILLO			1		Y(22.4") Y(22.4")
40	92990-10600	WASHER, PLATE ARANDELA PLANA			7		Y(22.4") Y(22.4")
41	92990-10100	WASHER, SPRING ARANDELA PLANA			7		Y(22.4") Y(22.4")
42	95380-10600	NUT TUERCA			6		Y(22.4") Y(22.4")

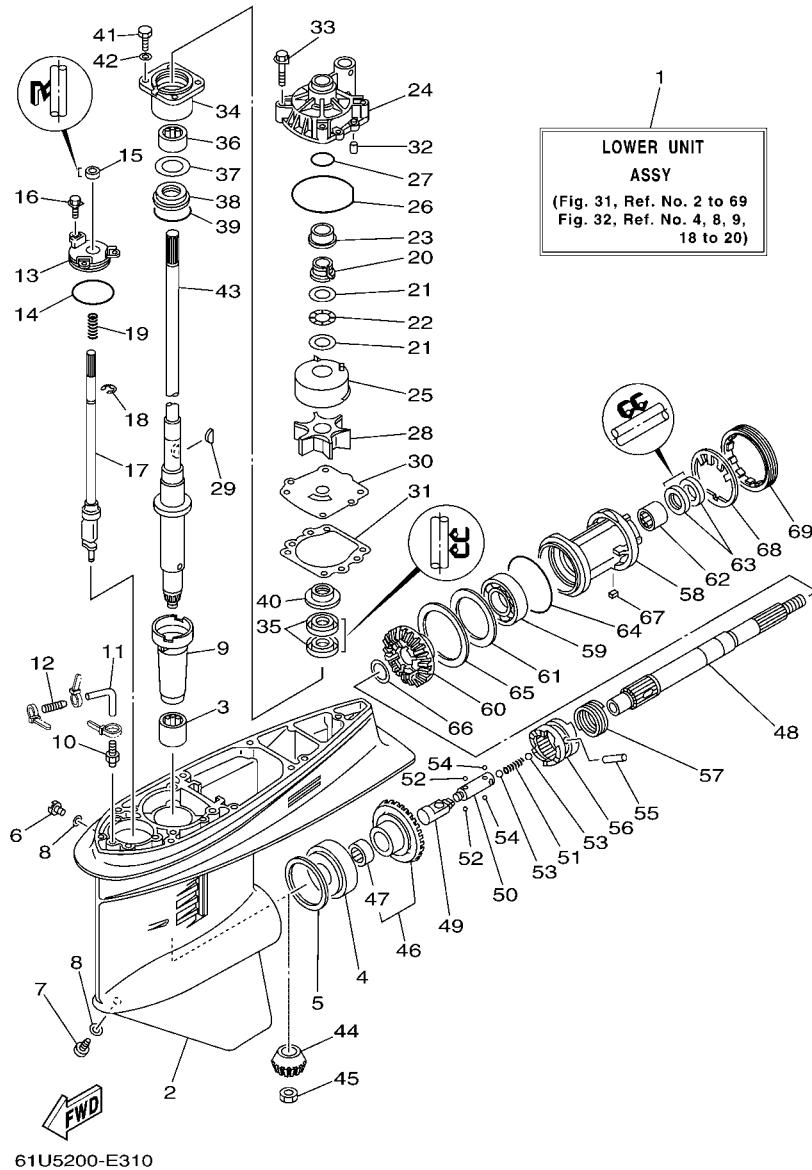
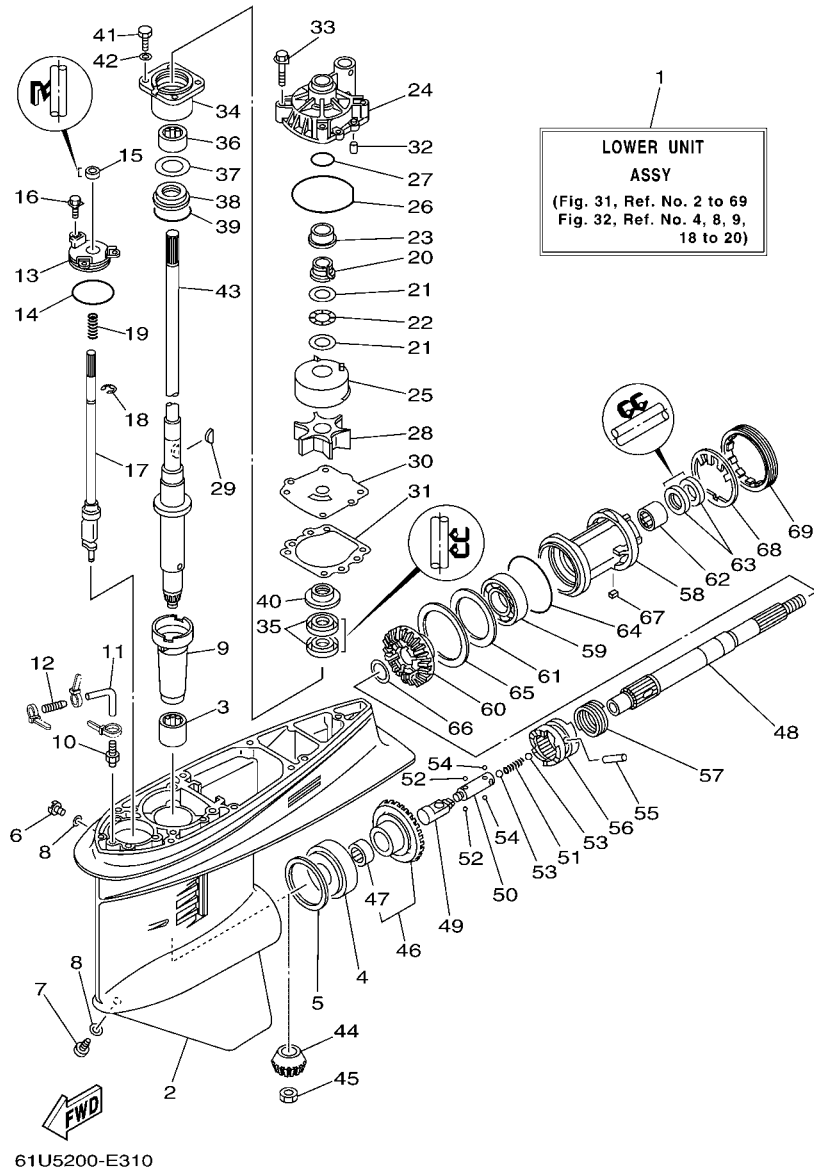


FIG. 31 LOWER CASING & DRIVE 1 IMPULSOR E INFERIOR 1

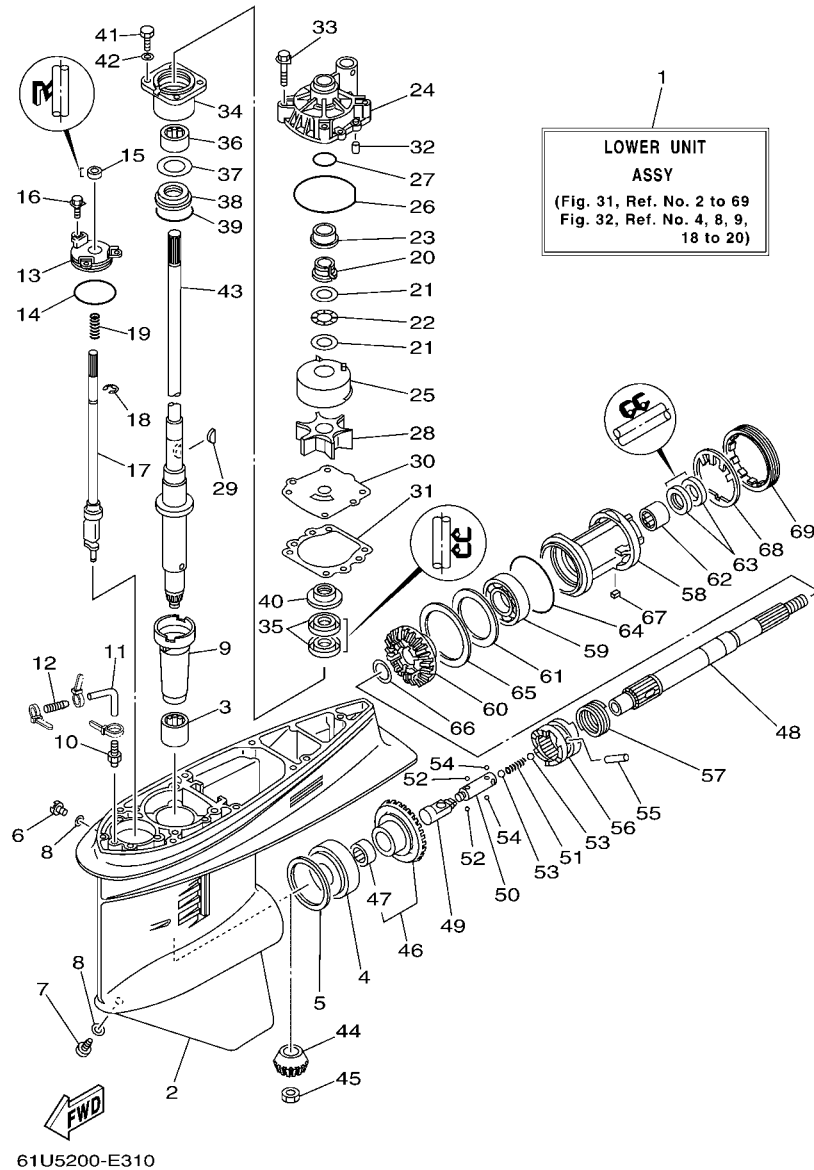
REF. NO.	PART NO. CODIGO Nº	DESCRIPTION DESCRIPCION	ET	E	WH	MH	REMARKS OBSERVACIONES
1	61U-45300-13-8D	LOWER UNIT ASSY CONJUNTO UNIDAD INFERIOR	1	1		1	L(20.3") L(20.3")
	61U-45300-33-8D	LOWER UNIT ASSY CONJUNTO UNIDAD INFERIOR				1	Y(22.4") Y(22.4")
	61U-45300-23-8D	LOWER UNIT ASSY CONJUNTO UNIDAD INFERIOR	1		1	1	X(25.3") X(25.3")
2	6E5-45301-05-8D	CASING, LOWER FUNDA INFERIOR COMPLETA	1	1	1	1	
3	93315-628U9	BEARING COJINETE DE RODILLOS	1	1	1	1	
4	93332-000U7	BEARING COJINETE	1	1	1	1	
5	6E5-45567-01	SHIM (T:0.10MM) LAMINA(T:0.10MM)	1	1	1	1	UR UR
	6E5-45567-10	SHIM (T:0.12MM) LAINA (T:0.12MM)	1	1	1	1	UR UR
	6E5-45567-20	SHIM (T:0.15MM) LAINA (T:0.15MM)	1	1	1	1	UR UR
	6E5-45567-30	SHIM (T:0.18MM) LAINA (T:0.18MM)	1	1	1	1	UR UR
	6E5-45567-40	SHIM (T:0.30MM) LAINA (T:0.30MM)	1	1	1	1	UR UR
	6E5-45567-50	SHIM (T:0.40MM) LAINA (T:0.40MM)	1	1	1	1	UR UR
	6E5-45567-60	SHIM (T:0.50MM) LAINA (T:0.50MM)	1	1	1	1	UR UR
6	90340-08002	PLUG, STRAIGHT SCREW TORNILLO, DE DRENAJE	1	1	1	1	
7	688-45341-10	PLUG, DRAIN TAPON, DREN	1	1	1	1	
8	90430-08020	GASKET JUNTA	2	2	2	2	
9	6E5-45536-00	SLEEVE, DRIVE SHAFT CAMISA EJE DE MANDO	1	1	1	1	
10	6E5-45378-00	NIPPLE, HOSE NIPLE MANGUERA	1	1	1	1	
11	90445-07ME8	HOSE (L80) TUBO (L80)	1	1		1	L(20.3") L(20.3")
	90445-07ME9	HOSE (L120) TUBO (L120)	1		1	1	Y(22.4"),X(25.3") Y(22.4"),X(25.3")
12	6E5-83558-10	END, NIPPLE EXTREMO DE NIPLE	1	1	1	1	
	6E5-83558-00	END, NIPPLE EXTREMO DE NIPLE	1	1			FOR TUNA FOR TUNA
13	6E5-45321-00	PLATE PLACA	1	1	1	1	
14	93210-58144	O-RING ANILLO O	1	1	1	1	
15	93106-09014	OIL SEAL SELLO ACEITE	1	1	1	1	
16	90119-06M10	BOLT, WITH WASHER TORNILLO CON ARANDELA	3	3	3	3	
17	6E5-44150-02	SHIFT CAM ASSY CONJUNTO EJE LEVA COMPL.	1	1	1	1	



61U5200-E310

FIG. 31 LOWER CASING & DRIVE 1 IMPULSOR E INFERIOR 1

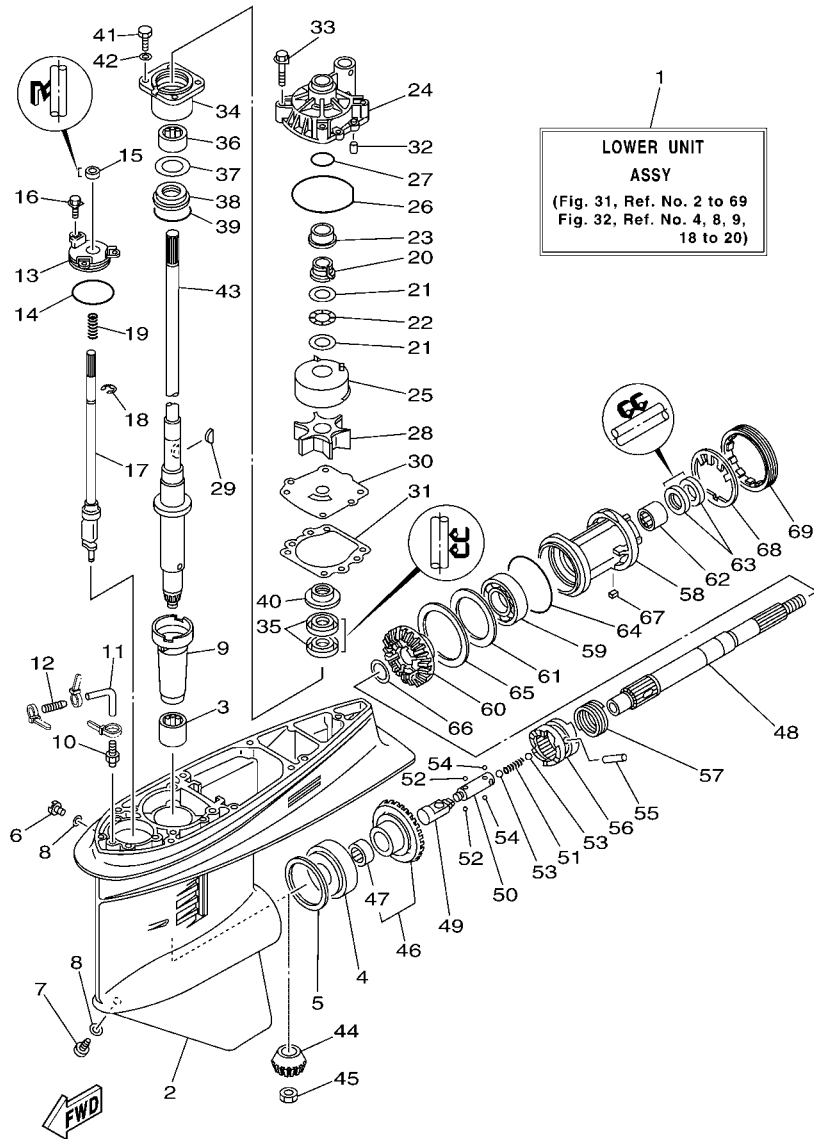
REF. NO.	PART NO. CODIGO Nº	DESCRIPTION DESCRIPCION	ET	E	WH	MH	REMARKS OBSERVACIONES
18	99001-08600	CIRCLIP PRESILLA REDONDA	1	1	1	1	
19	90501-11M10	SPRING, COMPRESSION RESORTE DE COMPRESION	1	1	1	1	
20	61A-45538-00	SPACER 1 ESPACIADOR 1	1	1	1	1	
21	90201-22M01	WASHER, PLATE ARANDELA PLANA	2	2	2	2	
22	90206-22M19	WASHER, WAVE ARANDELA ONDULADA	1	1	1	1	
23	61A-45527-00	COLLAR, DRIVE SHAFT COLLAR EJE FLECHA DE PROPULSION	1	1	1	1	
24	61A-44311-01	HOUSING, WATER PUMP CAJA BOMBA DE AGUA	1	1	1	1	
25	6R3-44322-42	INSERT, CARTRIDGE CARTUCHO	1	1	1	1	FOR CHROMATE FOR CHROMATE
26	93210-86M38	O-RING ANILLO O	1	1	1	1	
27	93210-37160	O-RING ANILLO O	1	1	1	1	
28	6E5-44352-01	IMPELLER IMPULSOR	1	1	1	1	
29	90280-04M05	KEY, WOODRUFF CUNA WOODRUFF	1	1	1	1	
30	6E5-44323-40	OUTER PLATE, CARTRIDGE PLACA EXTERIOR DEL CARTUCHO	1	1	1	1	FOR CHROMATE FOR CHROMATE
31	6E5-44315-A0	GASKET, WATER PUMP EMPAQUE	1	1	1	1	
32	93606-12019	PIN, DOWEL PASADOR DE CLAVIJA	2	2	2	2	
33	90119-08M14	BOLT, WITH WASHER TORNILLO CON ARANDELA	4	4	4	4	
34	6E5-45331-00-94	HOUSING, BEARING CAJA DE COJINETE	1	1	1	1	
35	93101-28M16	OIL SEAL SELLO ACEITE	2	2	2	2	
36	93317-330U2	BEARING COJINETE	1	1	1	1	
37	6E5-45587-01	SHIM (T:0.10MM) LAINA (T:0.10MM)	1	1	1	1	UR UR
	6E5-45587-10	SHIM (T:0.12MM) LAINA (T:0.12MM)	1	1	1	1	UR UR
	6E5-45587-20	SHIM (T:0.15MM) LAINA (T:0.15MM)	1	1	1	1	UR UR
	6E5-45587-30	SHIM (T:0.18MM) LAINA (T:0.18MM)	1	1	1	1	UR UR
	6E5-45587-40	SHIM (T:0.30MM) LAINA (T:0.30MM)	1	1	1	1	UR UR
	6E5-45587-50	SHIM (T:0.40MM) LAINA (T:0.40MM)	1	1	1	1	UR UR
	6E5-45587-60	SHIM (T:0.50MM) LAINA (T:0.50MM)	1	1	1	1	UR UR
38	93341-930V2	BEARING COJINETES CON RODAMIENTOS	1	1	1	1	



61U5200-E310

FIG. 31 LOWER CASING & DRIVE 1 IMPULSOR E INFERIOR 1

REF. NO.	PART NO. CODIGO Nº	DESCRIPTION DESCRIPCION	ET	E	WH	MH	REMARKS OBSERVACIONES
39	93210-55M14	O-RING ANILLO O	1	1	1	1	
40	6E5-45344-00	COVER, OIL SEAL CUBIERTA SELLO ACEITE	1	1	1	1	
41	97095-08025	BOLT PERNO	4	4	4	4	
42	92995-08600	WASHER ARANDELA	4	4	4	4	
43	6E5-45501-01	DRIVE SHAFT COMP. EJE DE MANDO COMPL.	1	1		1	L(20.3") L(20.3")
	6E5-45501-11	DRIVE SHAFT COMP. EJE DE MANDO COMPL.				1	Y(22.4") Y(22.4")
	6E5-45501-21	DRIVE SHAFT COMP. EJE DE MANDO COMPL.	1	1	1		X(25.3") X(25.3")
44	6E5-45551-02	PINION (13T) PINON (13T)	1	1	1	1	
45	90170-16M01	NUT TUERCA	1	1	1	1	
46	6E5-45560-01	GEAR 1 (26T) ENGRANAJE 1 (26T)	1	1	1	1	
47	93315-425U7	BEARING COJINETE DE RODILLOS	1	1	1	1	
48	6E5-45611-01	SHAFT, PROPELLER EJE PROPUSOR	1	1	1	1	
49	6E5-45641-03	SHIFTER CAMBIO	1	1	1	1	
50	6E5-45634-01	SLIDE, SHIFT DESLIZADOR, CAMBIO	1	1	1	1	
51	90501-16M37	SPRING, COMPRESSION RESORTE DE COMPRESION	1	1	1	1	
52	93507-32009	BALL ESFERA	2	2	2	2	
53	93511-32017	BALL ESFERA	2	2	2	2	
54	93503-16003	BALL ESFERA	2	2	2	2	
55	90250-08M07	PIN, STRAIGHT PASADOR CILINDRICO	1	1	1	1	
56	6E5-45631-01	CLUTCH, DOG EMBRAGUE DE GARRA	1	1	1	1	
57	6E5-45633-01	RING, CROSS PIN ANILLO DE PASADOR	1	1	1	1	
58	6E5-45332-00-94	HOUSING, BEARING CAJA BALERO 2	1	1	1	1	
59	93306-208U0	BEARING COJINETE	1	1	1	1	
60	6E5-45571-01	GEAR 2 (26T) ENGRANAJE 2 (26T)	1	1	1	1	
61	6E5-45576-00	WASHER, THRUST ARANDELA DE EMPUJE AXIAL	1	1	1	1	
62	93315-43061	BEARING COJINETE DE RODILLOS	1	1	1	1	
63	93101-30M17	OIL SEAL SELLO ACEITE	2	2	2	2	

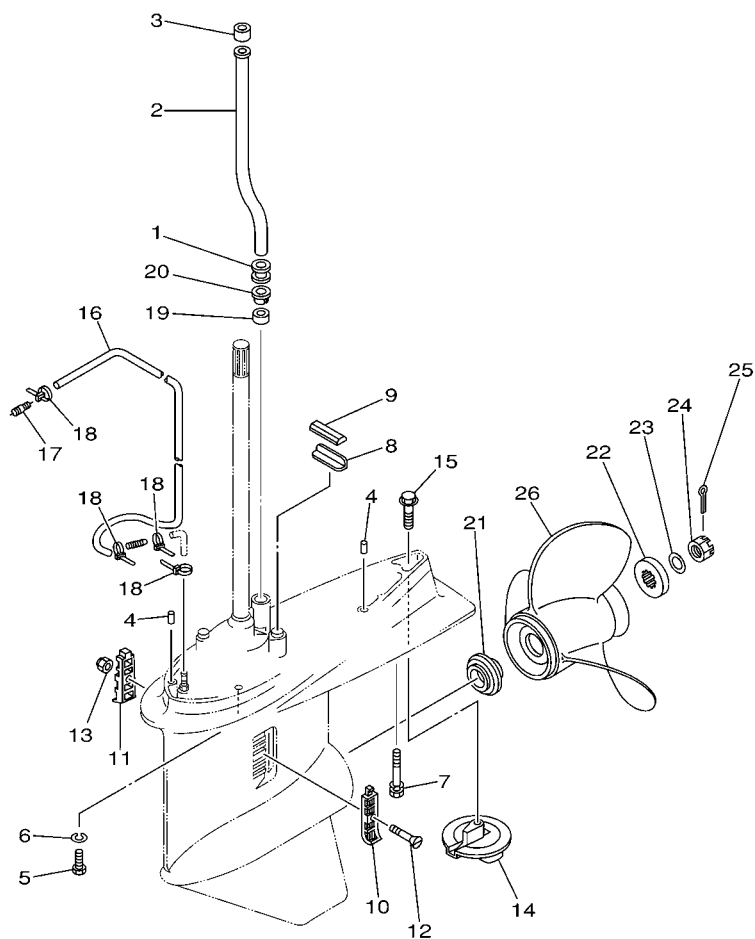


61U5200-E310

FIG. 31 LOWER CASING & DRIVE 1 IMPULSOR E INFERIOR 1

REF. NO.	PART NO. CODIGO Nº	DESCRIPTION DESCRIPCION	ET	E	WH	MH	REMARKS OBSERVACIONES
64	93210-86M39	O-RING ANILLO O	1	1	1	1	
65	6L6-45577-00	SHIM (T:0.10MM) LAINA (T:0.10MM)	1	1	1	1	UR
	6L6-45577-10	SHIM (T:0.12MM) LAINA (:0.12MM)	1	1	1	1	UR
	6L6-45577-20	SHIM (T:0.15MM) LAINA (T:0.15MM)	1	1	1	1	UR
	6L6-45577-30	SHIM (T:0.18MM) LAINA (T:0.18MM)	1	1	1	1	UR
	6L6-45577-40	SHIM (T:0.30MM) LAINA (T:0.30MM)	1	1	1	1	UR
	6L6-45577-50	SHIM (T:0.40MM) LAINA (T:0.40MM)	1	1	1	1	UR
	6L6-45577-60	SHIM (T:0.50MM) LAINA (T:0.50MM)	1	1	1	1	UR
66	90201-30M92	WASHER, PLATE ARANDELA PLANA	1	1	1	1	
67	90282-04010	KEY, STRAIGHT CHAVETA, RECTA	1	1	1	1	
68	688-45383-02	WASHER, CLAW ARANDELA DE UNA	1	1	1	1	
69	688-45384-00	NUT TUERCA	1	1	1	1	

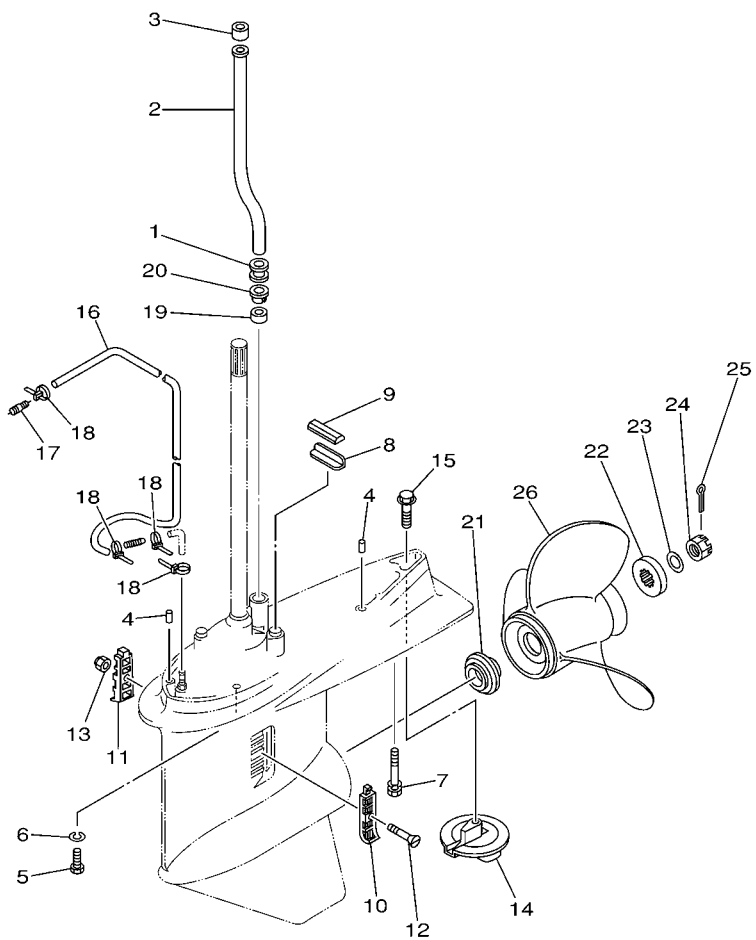
FIG. 32 LOWER CASING & DRIVE 2 IMPULSOR E INFERIOR 2



64W0171-0230

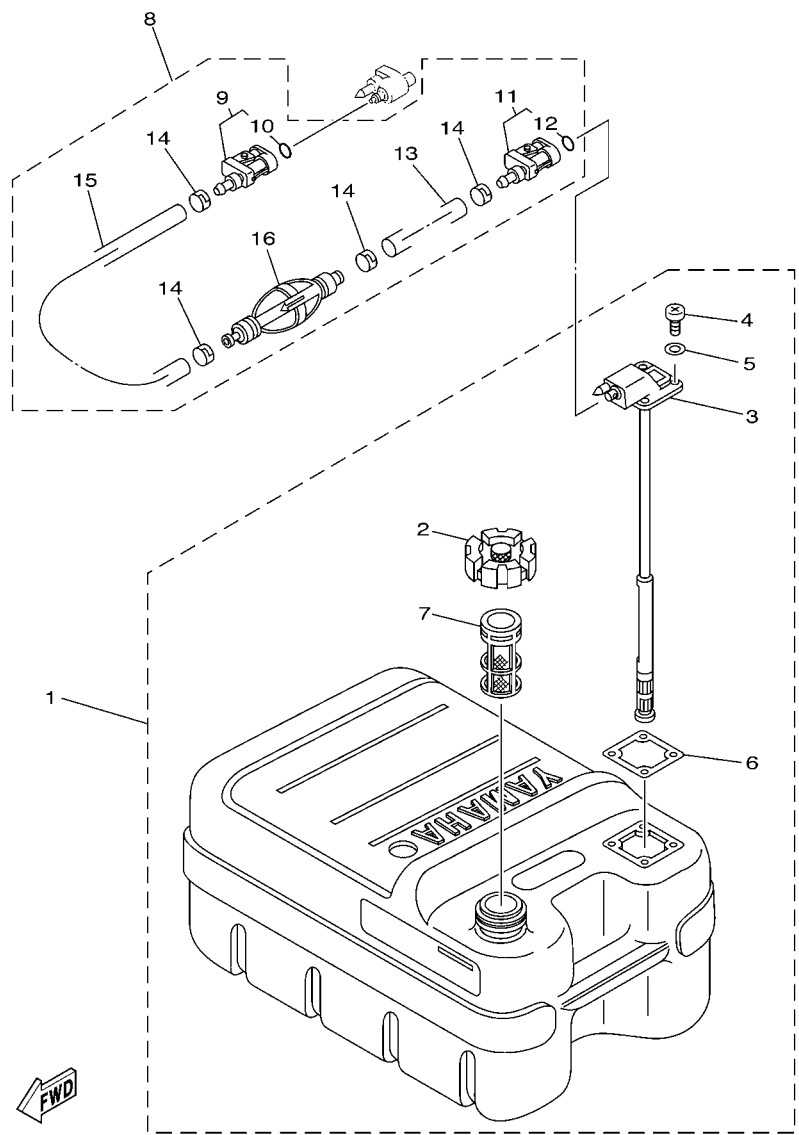
REF. NO.	PART NO. CODIGO Nº	DESCRIPTION DESCRIPCION	ET	E	WH	MH	REMARKS OBSERVACIONES
1	6E5-44366-00	DAMPER, WATER SEAL GOMA DEL SELLO DE AGUA	1	1	1	1	
2	6E5-44361-00	TUBE, WATER TUBO DE AGUA	1	1		1	L(20.3") L(20.3")
	6E5-44361-10	TUBE, WATER TUBO DE AGUA			1		Y(22.4") Y(22.4")
	6E5-44361-20	TUBE, WATER TUBO DE AGUA	1	1	1	1	X(25.3") X(25.3")
3	6E5-44365-00	DAMPER, WATER SEAL HULE DE SELLO DE AGUA	1	1	1	1	
4	93608-12M05	PIN, DOWEL PASADOR DE CLAVIJA	2	2	2	2	L(20.3"),X(25.3") L(20.3"),X(25.3")
5	97075-10045	BOLT PERNO	6	6	6	6	L(20.3"),X(25.3") L(20.3"),X(25.3")
6	92995-10100	WASHER ARANDELA	6	6	6	6	L(20.3"),X(25.3") L(20.3"),X(25.3")
7	90119-10M89	BOLT, WITH WASHER TORNILLO CON ARANDELA	1	1	1	1	L(20.3"),X(25.3") L(20.3"),X(25.3")
8	663-45376-00-94	GUIDE, SEAL DAMPER GUIA DE SELLO GOMA	1	1	1	1	
9	688-45375-00	DAMPER, SEAL GOMA DE SELLO	1	1	1	1	
10	688-45214-02	COVER, WATER INLET 1 CUBIERTA ENTRADA AGUA 1	1	1	1	1	
11	688-45215-02	COVER, WATER INLET 2 CUBIERTA ENTRADA AGUA 2	1	1	1	1	
12	90152-05M07	SCREW, COUNTERSUNK TORNILLO EMBUTIDO	1	1	1	1	
13	90185-05002	NUT, SELF-LOCKING TUERCA AUTOBLOCANTE	1	1	1	1	
14	6E5-45371-01	TAB-TRIM QUILLA ESTABILIZADOR	1	1	1	1	
15	90105-10M00	BOLT, FLANGE TORNILLO	1	1	1	1	
16	90445-07MF0	HOSE (L1030) TUBO (L1030)	1	1	1	1	EXCEPT FOR TUNA EXCEPT FOR TUNA
17	6E5-83558-00	END, NIPPLE EXTREMO DE NIPLE	1	1	1	1	EXCEPT FOR TUNA EXCEPT FOR TUNA
18	90465-11M10	CLAMP BRIDA	4	4	4	4	
	90465-11M10	CLAMP BRIDA	2	2			FOR TUNA FOR TUNA
19	6E5-44365-00	DAMPER, WATER SEAL HULE DE SELLO DE AGUA	1	1	1	1	
20	6E5-44312-00	COVER, WATER PUMP HOUSING CUBIERTA CAJA BOMBA DE AGUA	1	1	1	1	
21	6E5-45987-01	SPACER ESPACIADOR	1	1	1	1	
22	688-45997-01	SPACER ESPACIADOR	1	1	1	1	
23	92990-18200	WASHER ARANDELA PLANA	1	1	1	1	
24	90171-18M04	NUT, CASTLE TUERCA ENTALLADA	1	1	1	1	

FIG. 32 LOWER CASING & DRIVE 2 IMPULSOR E INFERIOR 2



64W0171-0230

REF. NO.	PART NO. CODIGO Nº	DESCRIPTION DESCRIPCION	ET	E	WH	MH	REMARKS OBSERVACIONES
25	91490-40030	PIN. COTTER CHAVETA	1	1	1	1	
26	6E5-45943-00-EL	PROPELLER (3X12-5/8"X21"-K) PROPELA (3X12-5/8"X21"-K)	1	1	1	1	UR UR
	6E5-45945-01-EL	PROPELLER (3X13-1/4"X17"-K) PROPELA (3X13-1/4"X17"-K)	1	1	1	1	UR UR
	6E5-45947-00-EL	PROPELLER (3X13-1/2"X15"-K) PROPELA (3X13-1/2"X15"-K)	1	1	1	1	UR UR
	688-45941-00-EL	PROPELLER (3X13"X19"-K) PROPELA (3X13"X19"-K)	1	1	1	1	UR UR
	688-45930-02-98	PROPELLER (3X13"X17"-K) PROPELA (3X13"X17"-K)	1	1	1	1	UR UR
	688-45970-03-98	PROPELLER (3X13"X19"-K) PROPELA (3X13"X19"-K)	1	1	1	1	UR UR
	688-45978-60-98	PROPELLER (3X13-1/2"X16"-K) PROPELA (3X13-1/2"X16"-K)	1	1	1	1	UR UR



6E53200-C240

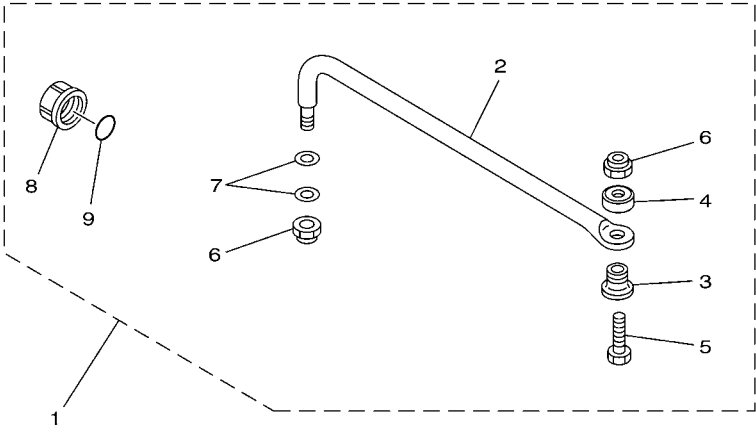
FIG. 33 FUEL TANK

DEPOSITO DE COMBUSTIBLE

REF. NO.	PART NO. CODIGO Nº	DESCRIPTION DESCRIPCION	ET	E	WH	MH	REMARKS OBSERVACIONES
1	6YJ-24201-00	FUEL TANK ASSY (24L) TANQUE DEL COMBUSTIBLE (24L)	1	1	1	1	AP AP
	6YJ-24201-10	FUEL TANK ASSY (24L) TANQUE DEL COMBUSTIBLE (24L)		1			AP FOR CHN AP FOR CHN
2	6YJ-24610-01	.CAP ASSY .TAPA COMPLETA	1	1	1	1	
3	6YJ-24260-00	.FUEL METER ASSY .MEDIDOR DE COMBUSTIBLE COMPL.	1	1	1	1	
	6Y1-24260-12	.FUEL METER ASSY .MEDIDOR DE COMBUSTIBLE COMPL.		1			FOR CHN FOR CHN
4	90157-05M19	.SCREW, PAN HEAD .TORNILLO CABEZA CONICA PLANA	4	4	4	4	
5	6Y1-24329-00	.SEAL .SELLO	4	4	4	4	
6	6Y1-24268-00	.GASKET, FUEL METER .EMPAQ MEDIDOR DE COMBUSTIBLE	1	1	1	1	
7	6YJ-24167-00	.STRAINER .COLADOR	1	1	1	1	
8	6Y2-24306-0B	FUEL PIPE COMP. 1 TUBO COMBUST. COMPL 1	1	1	1	1	AP AP
9	6E5-24305-06	.FUEL PIPE JOINT COMP. 2 .CONECTOR MANGUERA COMBUST. 2	1	1	1	1	
10	93210-08287	..O-RING ..ANILLO O	1	1	1	1	
11	6Y2-24305-06	.FUEL PIPE JOINT COMP. 2 .CONECTOR MANGUERA COMBUST. 2	1	1	1	1	
12	93210-08287	..O-RING ..ANILLO O	1	1	1	1	
13	90445-13M01	.HOSE (L2050) .MANGUERA (L2050)	1	1	1	1	
14	6E5-24351-01	.BAND 1 .ABRAZADERA 1	4	4	4	4	
15	90445-13M00	.HOSE (L850) .MANGUERA (L850)	1	1	1	1	
16	61J-24360-11	.PRIMER PUMP ASSY .SOPORTE BOMBA	1	1	1	1	

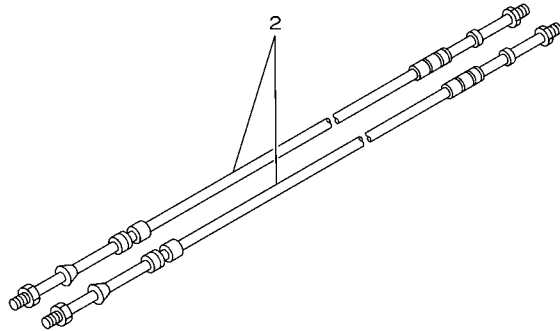
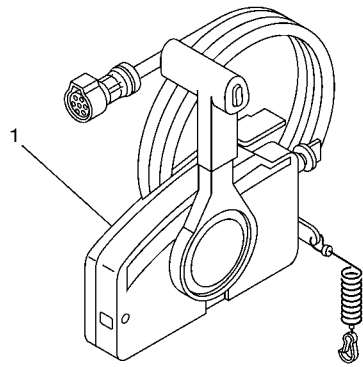
FIG. 34 STEERING GUIDE

DIRECCIONGUIAR



REF. NO.	PART NO. CODIGO Nº	DESCRIPTION DESCRIPCION	ET	E	WH	MH	REMARKS OBSERVACIONES
1	6E5-61350-02	STEERING GUIDE ATTACHMENT KIT ESTUCHE ADITAMENTO GUIA DE TIM	1				AP FOR CHN AP FOR CHN
2	6E5-61351-01	.ROD, STEERING LINK .VARILLA ESLABON DIRECCION	1				
3	90387-10M61	.COLLAR .ESPACIADOR	1				
4	90560-12M01	.SPACER .SEPARADOR	1				
5	6E5-61355-00	.BOLT .TORNILLO	1				
6	90185-09M01	.NUT, SELF-LOCKING .TUERCA AUTOBLOCANTE	2				
7	90201-10M20	.WASHER, PLATE .ARANDELA PLANA	2				
8	6E5-43145-01	.CAP, CLAMP BRACKET .TAPA	1				
9	93210-16275	.O-RING .ANILLO O	1				

67H0100-9290



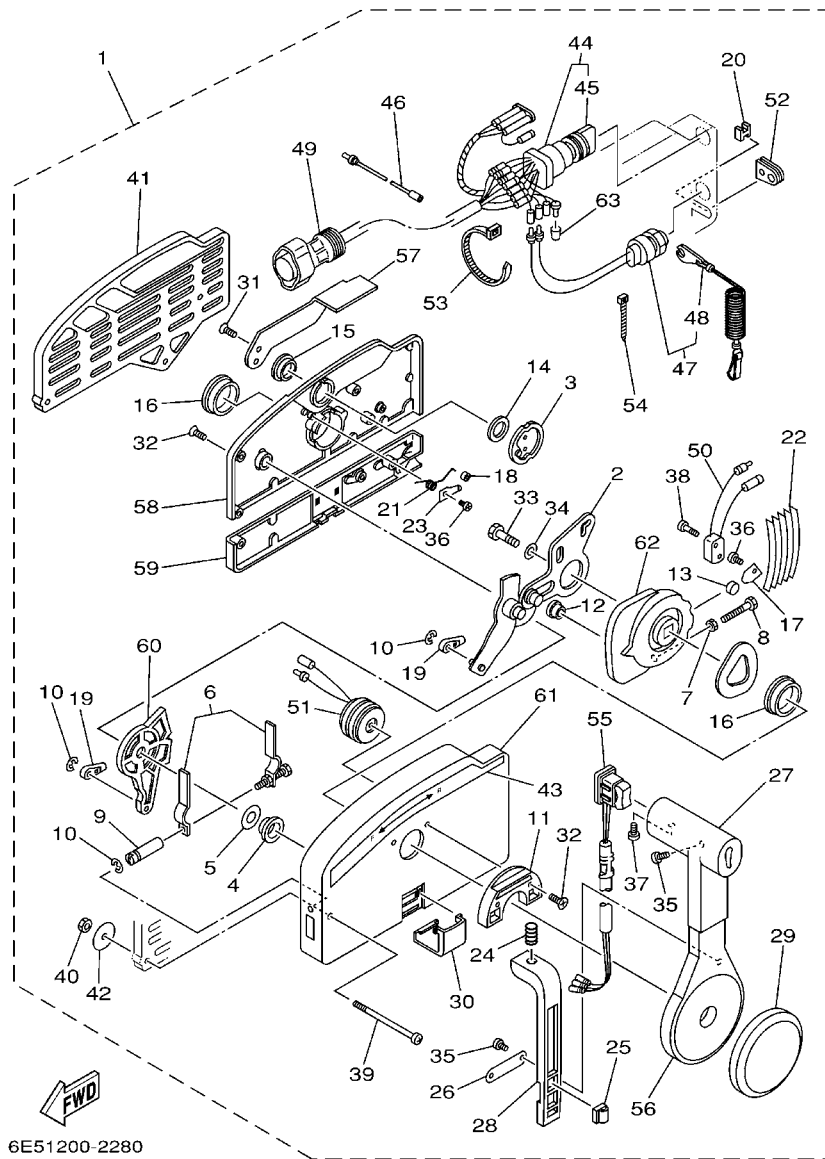
67M0100-8280

FIG. 35 REMOTE CONTROL BOX CONTROL REMOTO COMPLETO

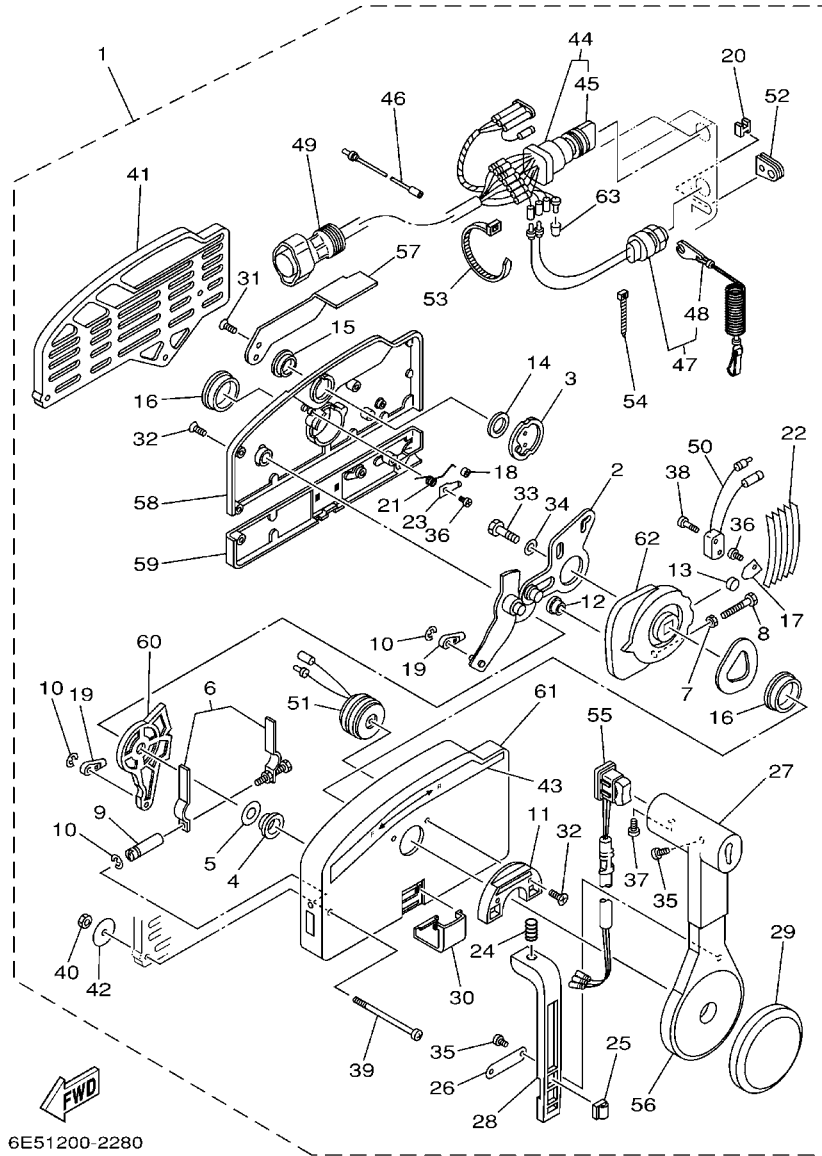
REF. NO.	PART NO. CODIGO Nº	DESCRIPTION DESCRIPCION	ET	E	WH	MH	REMARKS OBSERVACIONES
1	703-48205-17	REMOTE CONTROL ASSY (10P) REMOTO CONTROL COMPL. (10P)	1				AP WITH PT/T SW. AP WITH PT/T SW.
	703-48201-16	REMOTE CONTROL ASSY (10P) REMOTO CONTROL COMPL. (10P)		1			AP AP
2	701-48320-30	CABLE, REMOTE CONTROL L=14F CABLE CONTROL REMOTO L=14F	2	2			UR UR
	701-48320-50	CABLE, REMOTE CONTROL L=15F CABLE CONTROL REMOTO L=15F	2	2			UR UR
	701-48320-80	CABLE, REMOTE CONTROL L=17F CABLE CONTROL REMOTO L=17F	2	2			UR UR
	701-48320-40	CABLE, REMOTE CONTROL L=19F CABLE CONTROL REMOTO L=19F	2	2			UR UR
	701-48350-30	CABLE, REMOTE CONTROL L=24F CABLE CONTROL REMOTO L=24F	2	2			UR UR

FIG. 36 REMOTE CONTROL ASSY

CONTROL REMOTO COMPL



REF. NO.	PART NO. CODIGO Nº	DESCRIPTION DESCRIPCION	ET	E	WH	MH	REMARKS OBSERVACIONES
1	703-48205-17	REMOTE CONTROL ASSY (10P)	1				AP WITH PT/T SW. AP WITH PT/T SW.
	703-48201-16	REMOTE CONTROL COMPL. (10P)		1			
2	703-48261-01	.ARM, THROTTLE .BRAZO ACELERADOR	1	1			AP AP
3	703-48153-00	.SHAFT, FREE ACCEL. .EJE	1	1			
4	703-48235-00	.BUSHING .BUJE	1	1			
5	703-48268-00	.SPACER .ESPACIADOR 3	1	1			
6	703-48264-00	.FRICTION, THROTTLE .FRICCION DE ACELERADOR	1	1			
7	95380-05600	.NUT .TUERCA	1	1			
8	97380-05025	.BOLT .TORNILLO HEXAGONAL	1	1			
9	703-48265-00	.SHAFT, FRICTION .EJE FRICCION	1	1			
10	93430-06024	.CIRCLIP .SEGURO	3	3			
11	703-48245-00	.PLATE, LOCK .PLACA CERRADURA	1	1			
12	703-48252-00	.ROLLER, CAM .RODILLO LEVA	1	1			
13	701-48248-00	.ROLLER, FREE ACCEL. .RODILLO ACELERADOR LIBRE	1	1			
14	703-48198-00	.WASHER, WAVE .RONDANA ONDULADA 3	1	1			
15	703-48243-00	.BUSHING .BUJE 3	1	1			
16	703-48236-00	.BUSHING 1 .BUJE	2	2			
17	703-48189-00	.RETAINER .RETENEDOR	1	1			
18	703-48234-00	.ROLLER, DETENT .RODILLO	1	1			
19	703-48345-01	.CABLE END, REMOTE CONTROL 2 .TERMINAL CABLE DE CONTROL REMO	2	2			
20	703-48358-00	.ANCHOR, CABLE .ABRAZADERA CABLE	1	1			
21	703-48244-00	.SPRING, FREE ACCEL. .RESORTE ACELERADOR LIBRE	1	1			
22	703-48238-00	.SPRING, DETENT .RESORTE	5	5			
23	703-48246-00	.SPACER .ESPACIADOR	1	1			
24	703-48227-00	.SPRING, NEUTRAL LOCK .RESORTE DE SEGURO	1	1			
25	703-82594-00	.CLAMP .GRAMPA	1				WITH PT/T SW. WITH PT/T SW.
26	703-48226-00	.PLATE, STOPPER .PLACA RETEN	1	1			



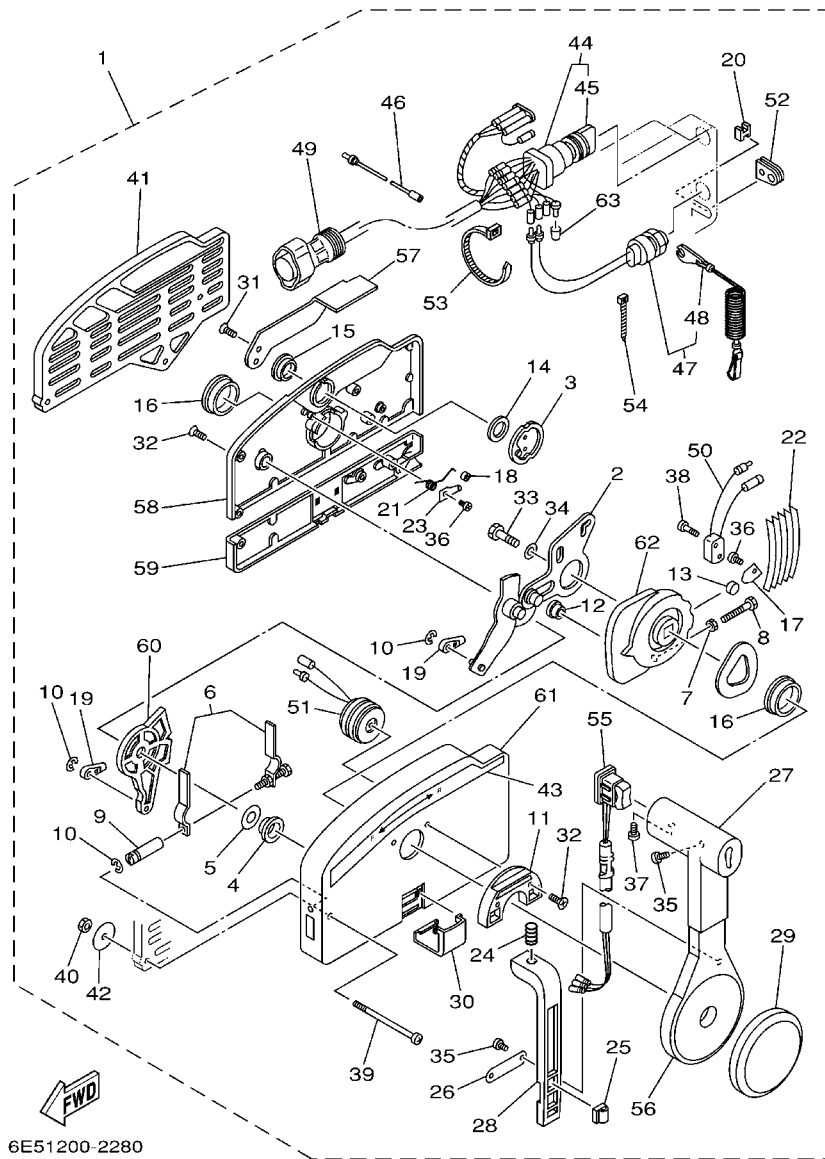
6E51200-2280

FIG. 36 REMOTE CONTROL ASSY CONTROL REMOTO COMPL

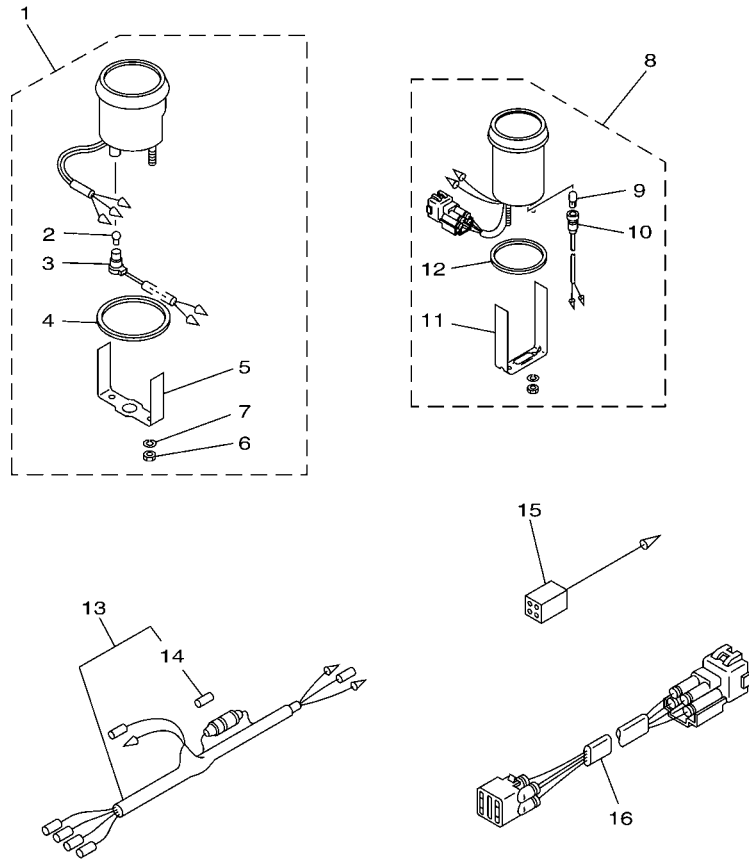
REF. NO.	PART NO. CODIGO N°	DESCRIPTION DESCRIPCION	ET	E	WH	MH	REMARKS OBSERVACIONES
27	703-48222-00	.GRIP, CONTROL LEVER .MANGO DE PALANCA CONTROL	1	1			SINGLE SINGLE
28	703-48223-00	.LOCK, NEUTRAL .CERRADURA NEUTRO	1	1			
29	703-48225-00	.COVER .CUBIERTA	1	1			
30	703-48219-00	.COVER, LEAD .CUBIERTA	1	1			
31	703-48281-00	.SCREW .TORNILLO 1	2	2			
32	703-48282-00	.SCREW .TORNILLO 2	7	7			
33	97380-08030	.BOLT .TORNILLO HEXAGONAL	1	1			
34	92990-08600	.WASHER, PLATE .ARANDELA PLANA	1	1			
35	98580-04010	.SCREW, PAN HEAD .TORNILLO DE CABEZA CRUZADA	3	3			
36	98580-04006	.SCREW, PAN HEAD .TORNILLO DE CABEZA CRUZADA	2	2			
37	98580-05010	.SCREW, PAN HEAD .TORNILLO DE CABEZA CRUZADA	1	1			
38	98580-03015	.SCREW, PAN HEAD .TORNILLO DE CABEZA CRUZADA	2	2			
39	703-48291-10	.SCREW (M6) .TORNILLO (M6)	3	3			
40	95380-06600	.NUT, HEXAGON .TUERCA	3	3			
41	703-48293-10	.SPACER, REMOTE CONTROL .ESPACIADOR	1	1			SINGLE SINGLE
42	701-48287-00	.WASHER .ARANDELA	3	3			
43	703-48215-00	.GRAPHIC .CALCOMANIA 1	1	1			
44	703-82510-43	.MAIN SWITCH ASSY .CONJUNTO DE LLAVE IGNICION	1	1			
45	703-82577-00	.CAP, KEY .TAPA	1	1			
46	703-82531-00	.WIRE, LEAD (L70) .CABLE CONDUCTOR (L70)	1	1			
47	688-82575-01	.ENGINE STOP SWITCH ASSY .INTERRUPTOR DE PARADA COMPL	1	1			
48	682-82556-00	.LANYARD, STOP SWITCH .RETENER	1	1			
49	688-8258A-20	.EXTENSION, WIRE HARNESS (4.9M) .EXTENSION, ARNES DE CABLES (4.)	1	1			(10P) (10P)
50	703-82540-00	.NEUTRAL SWITCH ASSY .INTERRUPTOR NEUTRAL COMPL	1	1			
51	703-83383-02	.BUZZER .ZUMBADOR	1	1			
52	703-48284-00	.GROMMET .TAPON	1	1			
53	703-82591-00	.BAND .BANDA	1	1			

FIG. 36 REMOTE CONTROL ASSY

CONTROL REMOTO COMPL



REF. NO.	PART NO. CODIGO Nº	DESCRIPTION DESCRIPCION	ET	E	WH	MH	REMARKS OBSERVACIONES
54	703-82592-00	.BAND .BANDA	1	1			
55	703-82563-02	.TRIM & TILT SWITCH ASSY .INTERRUPTOR DE INCLINACION	1				WITH PT/T SW. WITH PT/T SW.
	703-48224-00	.COVER, CONTROL LEVER .CUBIERTA DE PALANCA CONTROL		1			WITHOUT PT/T SW. WITHOUT PT/T SW.
56	703-48221-00	.LEVER, CONTROL .PALANCA CONTROL	1	1			
57	703-48152-00	.KNOB, FREE ACCEL. .PERILLA	1	1			
58	703-48212-00	.BACK PLATE 1 .PLACA TRASERA 1	1	1			
59	703-48213-00	.BACK PLATE 2 .PLACA TRASERA 2	1	1			
60	703-48271-00	.ARM, SHIFT .BRAZO CAMBIADOR	1	1			
61	703-48211-01	.HOUSING,1 .CAJA	1	1			
62	703-48232-00	.GEAR .ENGRANAJE 1	1	1			
63	703-82542-00	.CAP .TAPA		2			FOR 703-48201-16 FOR 703-48201-16



6H37200-G260

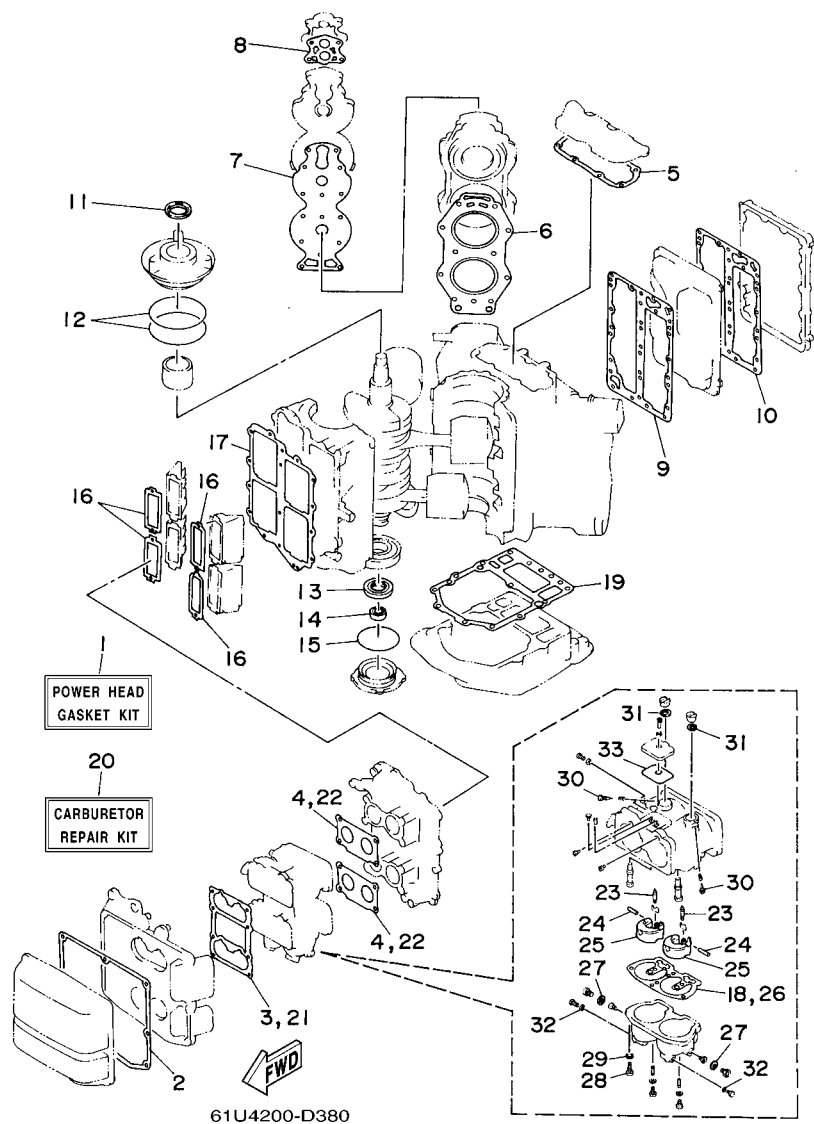
FIG. 37 METER

MEDIDOR

REF. NO.	PART NO. CODIGO Nº	DESCRIPTION DESCRIPCION	ET	E	WH	MH	REMARKS OBSERVACIONES
1	6Y7-83540-20	TACHOMETER ASSY TACOMETRO COMPLETO	1				AP EXCEPT TUNA AP EXCEPT TUNA
2	6Y5-83517-00	.BULB (T10, 12V-1.7W) .BOMBILLA (T10, 12V-1.7W)	1				
3	6Y5-83536-40	.SOCKET, METER .ENCASTRE DE MEDIDOR	1				
4	6Y5-83523-00	.DAMPER .AMORTIGUADOR	1				
5	6Y5-83514-00	.PLATE, FITTING .PLACA ACCESORIA	1				
6	95380-05600	.NUT .TUERCA	2				
7	92990-05100	.WASHER, SPRING .ARANDELA PLANA	2				
8	6Y7-83670-00	TRIM METER ASSY. MEDIDOR DE INCLINACION	1				AP AP
9	6Y5-83518-00	.BULB (12V-1.7W T6.5) .BOMBILLA (12V-1.7W T6.5)	1				
10	6Y5-83536-00	.SOCKET, METER .ENCASTRE DE MEDIDOR	1				
11	6Y5-83544-00	.PLATE, FITTING .PLACA ACCESORIA	1				
12	688-83664-00	.DAMPER .AMORTIGUADOR	1				
13	6Y5-83553-00	WIRE, LEAD (L=2.5M) CABLE CONDUCTOR (L=2.5M)	1				AP AP
14	1E6-82151-00	.FUSE (10A) .FUSIBLE (10A)	1				
15	6Y5-82117-00	WIRE, LEAD (BLACK) (L300) CABLE, CONDUCTOR (NEGRO)	1				AP EXCEPT TUNA AP EXCEPT TUNA
16	6R3-82553-70	EXTENSION, WIRE LEAD (L=7.0M) CABLE (L=7.0M)	1				AP (4P) AP (4P)

FIG. 38 REPAIR KIT 1

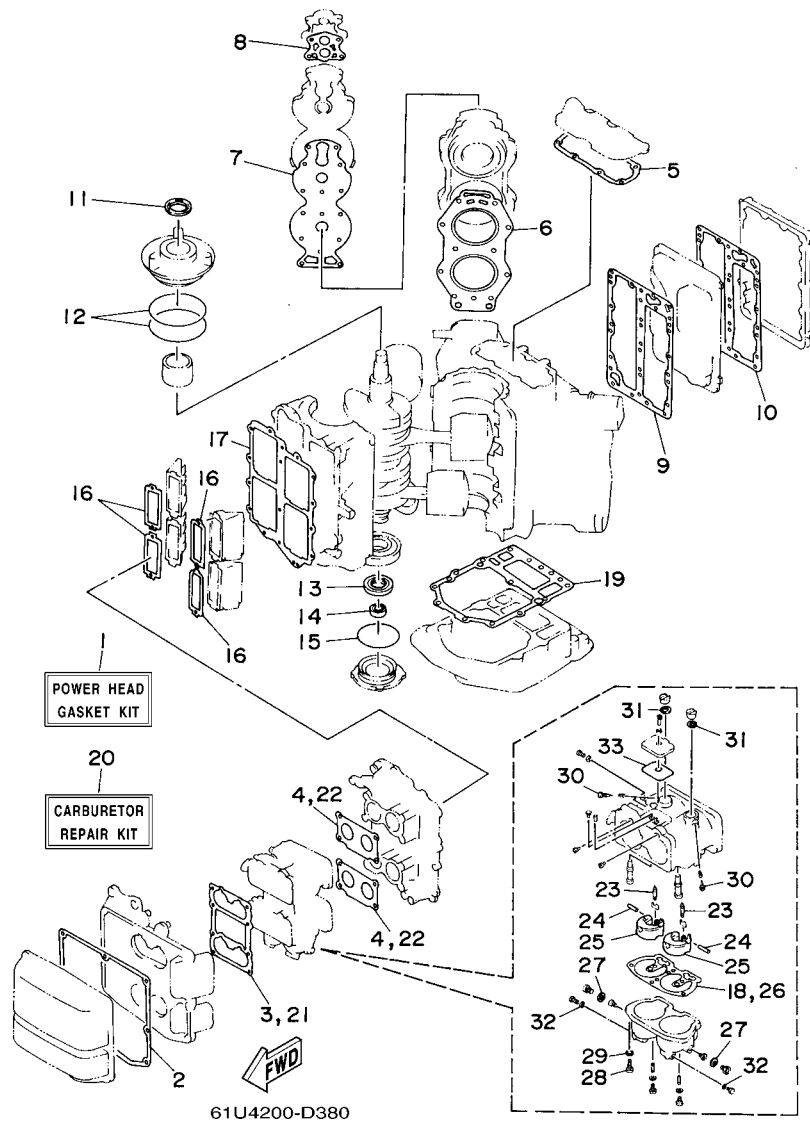
ESTUCHE REPARATION 1



REF. NO.	PART NO. CODIGO Nº	DESCRIPTION DESCRIPCION	ET	E	WH	MH	REMARKS OBSERVACIONES
1	6E5-W0001-A3	POWER HEAD GASKET KIT JUEGO DE EMPAQUE DE MOTOR	1	1	1	1	
2	6E5-14416-A1	.GASKET, AIR CLEANER .EMPAQUE	1	1	1	1	
3	6E5-14483-A1	.GASKET .EMPAQUE	1	1	1	1	
4	6E5-14198-A2	.GASKET .EMPAQUE	2	2	2	2	
5	6E5-11381-A2	.GASKET 1 .EMPAQUE 1	1	1	1	1	
6	6E5-11181-A1	.GASKET, CYLINDER HEAD 1 .JUNTA, DE CULATA 1	2	2	2	2	
7	6E5-11193-A0	.GASKET, HEAD COVER 1 .EMPAQUE	2	2	2	2	
8	688-12414-A1	.GASKET, COVER .EMPAQUE	2	2	2	2	
9	6E5-41112-A1	.GASKET, EXHAUST INNER COVER .EMPAQUE	1	1	1	1	
10	6E5-41114-A0	.GASKET, EXHAUST OUTER COVER .EMPAQUE	1	1	1	1	
11	93102-40M14	.OIL SEAL .SELLO ACEITE	1	1	1	1	
12	93211-04001	.O-RING .ANILLO O	2	2	2	2	
13	93102-35M13	.OIL SEAL .SELLO ACEITE	1	1	1	1	
14	93101-22M15	.OIL SEAL .SELLO ACEITE	1	1	1	1	
15	93210-74M35	.O-RING .ANILLO O	1	1	1	1	
16	6E5-13621-A1	.GASKET, VALVE SEAT .JUNTA, DE VALV.DE EMPAQUE	4	4	4	4	
17	6E5-13645-A1	.GASKET, MANIFOLD 1 .EMPAQUE	1	1	1	1	
18	6E5-14384-04	.GASKET, FLOAT CHAMBER .EMPAQUE DE CAMARA DE BOIA	2	2	2	2	
19	6E5-45113-A0	.GASKET, UPPER CASING .EMPAQUE	1	1	1	1	
20	61U-W0093-01	CARBURETOR REPAIR KIT KIT REPARACION CARBURADOR	1	1	1	1	
21	6E5-14483-A1	.GASKET .EMPAQUE	1	1	1	1	
22	6E5-14198-A2	.GASKET .EMPAQUE	2	2	2	2	
23	6E5-14546-00	.VALVE, NEEDLE .VALVULA DE AGUJA	4	4	4	4	
24	6E5-14386-02	.PIN, FLOAT .PASADOR DE BOIA	4	4	4	4	
25	6E5-14385-02	.FLOAT .BOIA	4	4	4	4	
26	6E5-14384-04	.GASKET, FLOAT CHAMBER .EMPAQUE DE CAMARA DE BOIA	2	2	2	2	
27	6E5-14398-01	.GASKET .EMPAQUE	4	4	4	4	

FIG. 38 REPAIR KIT 1

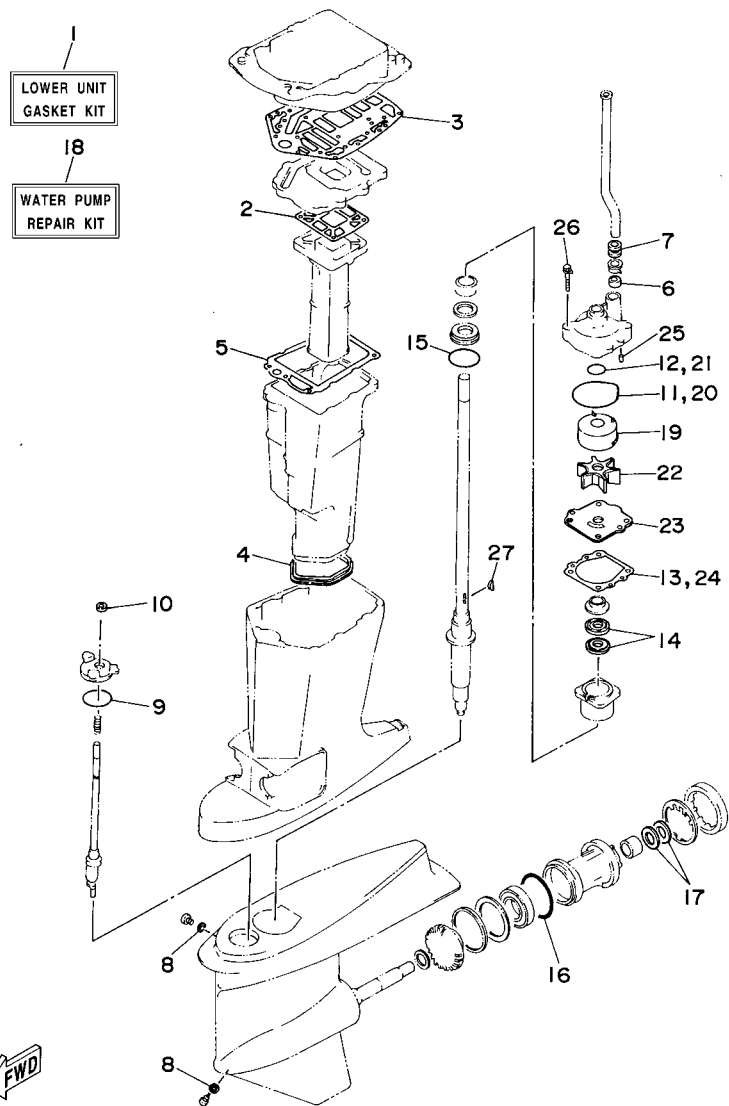
ESTUCHE REPARATION 1



REF. NO.	PART NO. CODIGO N°	DESCRIPTION DESCRIPCION	ET	E	WH	MH	REMARKS OBSERVACIONES
28	97880-05016	.SCREW, PAN HEAD .TORNILLO DE CABEZA CON PLANA	2	2	2	2	
29	92990-05100	.WASHER, SPRING .ARANDELA PLANA	2	2	2	2	
30	6E5-14323-03	.SCREW, AIR ADJUSTING .TORNILLO DE AJUSTE DE AIRE	4	4	4	4	
31	6E5-14979-00	.GASKET .EMPAQUE DE ARRANQUE	4	4	4	4	
32	6J8-14959-00	.GASKET .EMPAQUE	4	4	4	4	
33	6E5-14959-01	.GASKET .EMPAQUE	2	2	2	2	

FIG. 39 REPAIR KIT 2

ESTUCHE REPARACION 2



REF. NO.	PART NO. CODIGO Nº	DESCRIPTION DESCRIPCION	ET	E	WH	MH	REMARKS OBSERVACIONES
1	6E5-W0001-C1	LOWER UNIT GASKET KIT JUEGO DE EMPAQUE UNIDAD INFER.	1	1	1	1	
2	6E5-41134-B0	.GASKET, EXHAUST MANIFOLD .EMPAQUE	1	1	1	1	
3	6E5-45114-A0	.GASKET, UPPER CASING .EMPAQUE	1	1	1	1	
4	6E5-45123-00	.GASKET, MUFFLER .EMPAQUE SILENCIADOR	1	1	1	1	
5	6E5-41135-A0	.GASKET, EXHAUST MANIFOLD .EMPAQUE	1	1	1	1	
6	6E5-44365-00	.DAMPER, WATER SEAL .HULE DE SELLO DE AGUA	1	1	1	1	
7	6E5-44366-00	.DAMPER, WATER SEAL .GOMA DEL SELLO DE AGUA	1	1	1	1	
8	90430-08020	.GASKET .JUNTA	2	2	2	2	
9	93210-58144	.O-RING .ANILLO O	1	1	1	1	
10	93106-09014	.OIL SEAL .SELLO ACEITE	1	1	1	1	
11	93210-86M38	.O-RING .ANILLO O	1	1	1	1	
12	93210-37160	.O-RING .ANILLO O	1	1	1	1	
13	6E5-44315-A0	.GASKET, WATER PUMP .EMPAQUE	1	1	1	1	
14	93101-28M16	.OIL SEAL .SELLO ACEITE	2	2	2	2	
15	93210-55M14	.O-RING .ANILLO O	1	1	1	1	
16	93210-86M39	.O-RING .ANILLO O	1	1	1	1	
17	93101-30M17	.OIL SEAL .SELLO ACEITE	2	2	2	2	
18	61U-W0078-03	WATER PUMP REPAIR KIT ESTUCHE REPARACION BOMBA AGUA	1	1	1	1	
19	6R3-44322-42	.INSERT, CARTRIDGE .CARTUCHO	1	1	1	1	
20	93210-86M38	.O-RING .ANILLO O	1	1	1	1	
21	93210-37160	.O-RING .ANILLO O	1	1	1	1	
22	6E5-44352-01	.IMPELLER .IMPULSOR	1	1	1	1	
23	6E5-44323-40	.OUTER PLATE, CARTRIDGE .PLACA EXTERIOR DEL CARTUCHO	1	1	1	1	
24	6E5-44315-A0	.GASKET, WATER PUMP .EMPAQUE	1	1	1	1	
25	93606-12019	.PIN, DOWEL .PASADOR DE CLAVIJA	2	2	2	2	
26	90119-08M14	.BOLT, WITH WASHER .TORNILLO CON ARANDELA	4	4	4	4	
27	90280-04M05	.KEY, WOODRUFF .CUNA WOODRUFF	1	1	1	1	

FWD
61U0200-4380

NUMERICAL INDEX
INDICE NUMERICO

PART NO. CODIGO N°	REF. NO.	PART NO. CODIGO N°	REF. NO.	PART NO. CODIGO N°	REF. NO.	PART NO. CODIGO N°	REF. NO.	PART NO. CODIGO N°	REF. NO.	PART NO. CODIGO N°	REF. NO.
92990-05100	38 - 29	92995-06600	15 - 21	93106-09014	31 - 15	93503-16003	31 - 54	97013-06020	18 - 2	97095-06030	23 - 4
92990-05600	6 - 5		16 - 4		39 - 10	93507-32009	31 - 52	97013-06030	17 - 11		26 - 4
	7 - 5		16 - 10	93109-38M02	24 - 1	93511-32017	31 - 53	97013-06045	6 - 23	97095-08016	19 - 24
92990-06100	11 - 18		16 - 10	93210-03261	16 - 16	93515-32M01	21 - 36		15 - 16	97095-08020	22 - 4
	15 - 10		16 - 15	93210-08287	12 - 3	93603-21111	4 - 24	97013-06060	14 - 7		26 - 16
	17 - 10		16 - 25		12 - 5	93606-12019	31 - 32	97013-08016	13 - 49	97095-08025	31 - 41
92990-06200	13 - 59		16 - 28		33 - 10		39 - 25	97013-08030	22 - 45	97095-08030	30 - 21
	13 - 62		16 - 31		33 - 12	93608-12063	3 - 8	97013-08045	22 - 15	97095-08045	30 - 15
	22 - 8		20 - 18	93210-09165	22 - 52	93608-12M05	30 - 6	97075-08035	20 - 22		30 - 25
92990-06600	15 - 11		20 - 29	93210-10M74	28 - 4		30 - 11	97075-10030	28 - 32		30 - 32
	20 - 32		20 - 39	93210-16275	34 - 9		30 - 37	97075-10045	32 - 5	97095-10045	23 - 10
	20 - 35		23 - 9	93210-37160	31 - 27		32 - 4	97080-06035	21 - 54		24 - 20
	21 - 46		26 - 8		39 - 12	93700-06M03	21 - 17	97095-05010	11 - 43		24 - 34
	21 - 50		26 - 12		39 - 21		22 - 50	97095-06010	13 - 57		27 - 26
	25 - 10		30 - 5	93210-37MH7	27 - 6		23 - 12		23 - 30		27 - 40
92990-08600	19 - 23	92995-08100	22 - 5	93210-55M14	31 - 39		23 - 26		26 - 7	97305-06012	13 - 21
	21 - 57		26 - 17		39 - 15		26 - 13		26 - 28	97305-06016	13 - 17
	25 - 14		30 - 16	93210-58144	31 - 14		26 - 24		30 - 4	97305-06025	13 - 22
	25 - 21		30 - 18		39 - 9	94702-00160	5 - 28	97095-06012	6 - 26	97380-05025	36 - 8
	36 - 34	92995-08600	19 - 25	93210-74M35	4 - 14	94702-00247	5 - 28		7 - 16	97380-08030	36 - 33
92990-10100	30 - 41		30 - 22		38 - 15	95303-06600	22 - 13		11 - 25	97595-06420	5 - 25
92990-10600	30 - 40		30 - 26	93210-86M38	31 - 26		22 - 27		11 - 45	97595-06550	10 - 39
92990-12200	21 - 23		30 - 33		39 - 11	95380-03600	10 - 35		15 - 6	97607-04310	29 - 32
92990-18200	32 - 23		31 - 42		39 - 20	95380-05600	11 - 37		15 - 20	97880-05008	8 - 26
92995-05600	11 - 44	92995-10100	23 - 11	93210-86M39	31 - 64		21 - 43		16 - 24	97880-05016	8 - 28
92995-06100	10 - 15		24 - 21		39 - 16		22 - 24		16 - 27		38 - 28
	11 - 46		24 - 35	93211-04001	4 - 6		22 - 30		16 - 30	97880-05025	6 - 4
	11 - 50		27 - 27		38 - 12		36 - 7	97095-06014	10 - 18		7 - 4
	13 - 36		27 - 41	93306-208U0	4 - 9		37 - 6	97095-06016	1 - 9	97880-06016	11 - 16
	13 - 44		32 - 6		31 - 59	95380-06600	13 - 38		2 - 9	97880-06018	14 - 11
	17 - 18	92995-10600	28 - 33	93310-836U0	4 - 26		13 - 45		2 - 16	97880-06025	17 - 9
	23 - 5	92995-12200	23 - 23	93310-954U1	4 - 8		36 - 40		10 - 14	97880-06040	15 - 9
	26 - 5	92995-14200	24 - 28	93311-940U3	4 - 4	95380-08700	30 - 17		10 - 20	97885-05012	21 - 19
92995-06200	16 - 32		27 - 34	93315-425U7	31 - 47	95380-10600	30 - 42		11 - 49	97885-06008	21 - 18
92995-06600	1 - 10	92995-14600	24 - 18	93315-43061	31 - 62	95380-12600	23 - 45		16 - 9	97885-06010	14 - 14
	2 - 10		27 - 24	93315-628U9	31 - 3		23 - 45		16 - 9	97885-06012	17 - 6
	2 - 17	92995-16600	23 - 22	93317-330U2	31 - 36		26 - 43		16 - 14		21 - 60
	6 - 27	93101-22M15	4 - 13	93332-000U7	31 - 4		26 - 43		17 - 17		23 - 8
	7 - 17		38 - 14	93341-930V2	31 - 38	95380-14800	24 - 17		20 - 17		26 - 11
	10 - 19	93101-28M16	31 - 35	93410-16006	22 - 55		27 - 23		25 - 17	97885-06016	24 - 24
	10 - 21		39 - 14	93410-18M02	23 - 41	95780-05300	21 - 45	97095-06020	11 - 20		27 - 4
	11 - 21	93101-30M17	31 - 63	93410-22M11	26 - 39	95780-10300	27 - 9		13 - 35		27 - 30
	11 - 26		39 - 17	93410-37M04	24 - 8	95780-12300	23 - 24		13 - 43	97980-05108	9 - 30
	11 - 47	93102-08M43	29 - 36		27 - 14	97013-06016	3 - 16		16 - 3	97980-05116	9 - 5
	13 - 37	93102-35M13	4 - 12	93410-40M03	4 - 10		21 - 31		20 - 28	97980-05230	27 - 2
	13 - 58		38 - 13	93420-36M01	30 - 35	97013-06020	6 - 38		20 - 38	98580-03015	36 - 38
	14 - 15	93102-40M14	4 - 5	93430-06024	36 - 10		7 - 31	97095-06025	22 - 35	98580-04006	36 - 36
	15 - 7		38 - 11	93501-04M02	22 - 47		17 - 13	97095-06028	10 - 2	98580-04010	36 - 35

NUMERICAL INDEX
INDICE NUMERICO

PART NO. CODIGO N°	REF. NO.	PART NO. CODIGO N°	REF. NO.	PART NO. CODIGO N°	REF. NO.	PART NO. CODIGO N°	REF. NO.	PART NO. CODIGO N°	REF. NO.
98580-05010	36 - 37								
98780-04015	3 - 13								
99001-08600	31 - 18								