



**PARTS
CATALOGUE
CATALOGO
DE REPUESTOS**

150AET'08 (6G48)

175AET'08 (6G58)

200AET'08 (60H8)

L150AET'08 (6K08)

L200AET'08 (60J8)

150AET/175AET
200AET/L150AET/L200AET
PARTS CATALOGUE
©2007 by Yamaha Motor Co., Ltd.
1st edition, September 2007
All rights reserved.
Any reprinting or unauthorized use
without the written permission of
Yamaha Motor Co., Ltd.
is expressly prohibited.
Printed in Japan.

150AET/175AET
200AET/L150AET/L200AET
CATALOGO DE REPUESTOS
©2007 por Yamaha Motor Co., Ltd.
1ª edición, septiembre 2007
Todos los derechos reservados.
Toda reproducción o uso no autorizado
sin el consentimiento escrito de
Yamaha Motor Co., Ltd.
quedan expresamente prohibidos
Impreso en Japón.

FOREWORD

This Parts Catalogue is related to the parts for the model(s) on the cover page. When you are ordering replacement parts, please refer to this Parts Catalogue and quote both part numbers and part names correctly.

1. Modifications or additions which have been made after the issue of the Parts Catalogue will be announced in the Parts News.
It is advisable that you make the necessary corrections to the Parts Catalogue according to the Parts News.

2. Abbreviations

The following abbreviations are used in this Parts Catalogue.

“UR” Use specified parts number.

“UN” Use as many as needed.

“AP” Alternate Parts

“LM” Locally Made (Parts need to be ordered locally)

“F#” Frame No. (Applicable machine No.)

“O/S” Over Size

3. The number of components for assembly

- Parts, which are to be supplied in an assembly, are listed with a dot (.) in front of the part name as shown below.
- The numeral appearing to the right of each component part indicates the quantity of parts for each assembly unit.

PART NO.	DESCRIPTION	Q'TY	REMARKS
2F5-83310-60	FRONT FLASHER LIGHT ASSY	2	
115-83311-60	.BULB (6V-18W)	1	

4. Applicable colours of graphics are represented in the “REMARKS” as shown below.

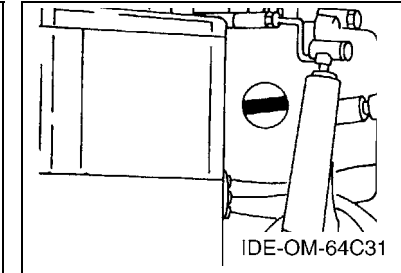
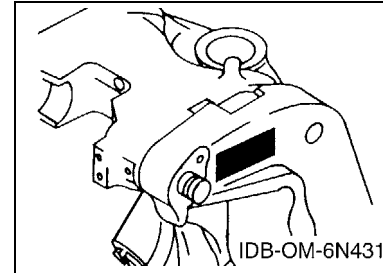
PART NO.	DESCRIPTION	Q'TY	REMARKS
2N4-24110-00-X5	FUEL TANK COMP.	2	MXR
3J1-24240-10	.GRAPHIC, FUEL TANK	1	FOR MXR

5. Note that the illustrations for reference in finding parts numbers are not to be used for assembling. When assembling, please use the applicable service manual.

6. The asterisk (*) before a reference number indicates modified items after the first edition.

7. Applicable Serial No.

Engine Serial No.



8. Applicable Engine Starting Serial No.

Model	Serial No.	Model	Serial No.
150A	6G4-1019349	175A	6G5-1001102
200A	6G6-1032843	L150A	6K0-1001174
L200A	6K1-1006029		

9. Applicable Colour Code

Abbreviation	Colour Name	Colour Code
DBNM2	DARK BLUISH GRAY METALLIC 2	004D

10. Quantity Column Information

Column No.	Name Of Q'ty Column	Applicable Model
1	6G48	150AET
2	6G58	175AET
3	60H8	200AET
4	6K08	L150AET
5	60J8	L200AET

PROLOGO

Este catálogo de repuestos corresponde a las piezas para el o los modelos que figuran en la página de portada. Al formular el pedido de repuestos, se ruega citar este catálogo y especificar correctamente el número y el nombre de las piezas.

- Las modificaciones y agregados que se hayan realizado después de la edición de este Catálogo de Repuestos, serán anunciados en las Informaciones de Recambios. Es recomendable que se hagan las correcciones necesarias en el Catálogo de Repuestos de acuerdo con las Informaciones de Recambios.

2. Abreviaciones

En este. Catálogo de Repuestos se emplean las siguientes abreviaciones.

- “UR” Usar el número de partes especificado
- “UN” Usar la cantidad necesaria
- “AP” Piezas sustitutivas
- “LM” Fabricación local (Hay que pedir los repuestos en las cercanías)
- “F#” N° de bastidor (N° aplicable a la máquina)
- “O/S” Sobredimensionado

3. La cantidad de componentes para el montaje

- Los componentes, suministrados como conjunto, se describen con un punto (.) que precede al nombre del parte como se indica a continuación.
- La numeración que aparece a la derecha de cada descripción indica la cantidad de partes por cada unidad de conjunto.

CODIGO N°	DESCRIPCION	CANT.	OBSERVACIONES
2F5-83310-60	ENSAMBLAJE DE LA LUZ	2	
115-83311-60	.BOMBILLA (6V-18W)	1	

4. Los colores de los componentes se indican como sigue en la columna de “OBSERVACIONES”.

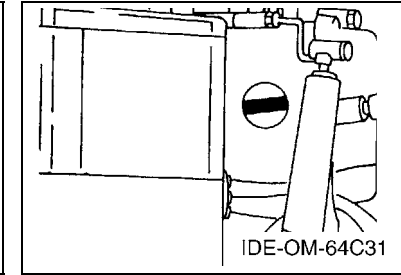
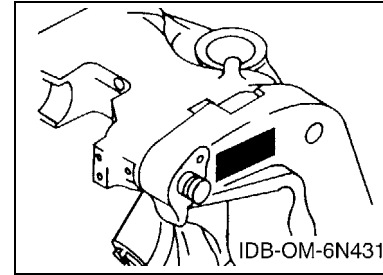
CODIGO N°	DESCRIPCION	CANT.	OBSERVACIONES
2N4-24110-00-X5	COMP. DEL TANQUE	2	MXR
3J1-24240-10	.GRAFICO, DEL TANQUE	1	PARA MXR

- Debe tenerse en cuenta que las ilustraciones sirven como guía para la búsqueda de los números de partes y no deben usarse para el montaje. Durante el montaje, se recomienda usar el manual de taller correspondiente.

- EL asterisco (*) antes del número de referencia indica los elementos modificados después de la primera edición.

7. Números de serie

N° de Serie del motor



8. Números de serie del motor

Modelo	N° de serie	Modelo	N° de serie
150A	6G4-1019349	175A	6G5-1001102
200A	6G6-1032843	L150A	6K0-1001174
L200A	6K1-1006029		

9. Códigos de color aplicables

Abreviatura	Nombre de color	Código de color
DBNM2	DARK BLUISH GRAY METALLIC 2	004D

10. Información para la columna de cantidades

Columna N°	Nombre de la columna de cantidades	Modelo aplicable
1	6G48	150AET
2	6G58	175AET
3	60H8	200AET
4	6K08	L150AET
5	60J8	L200AET

CONTENTS

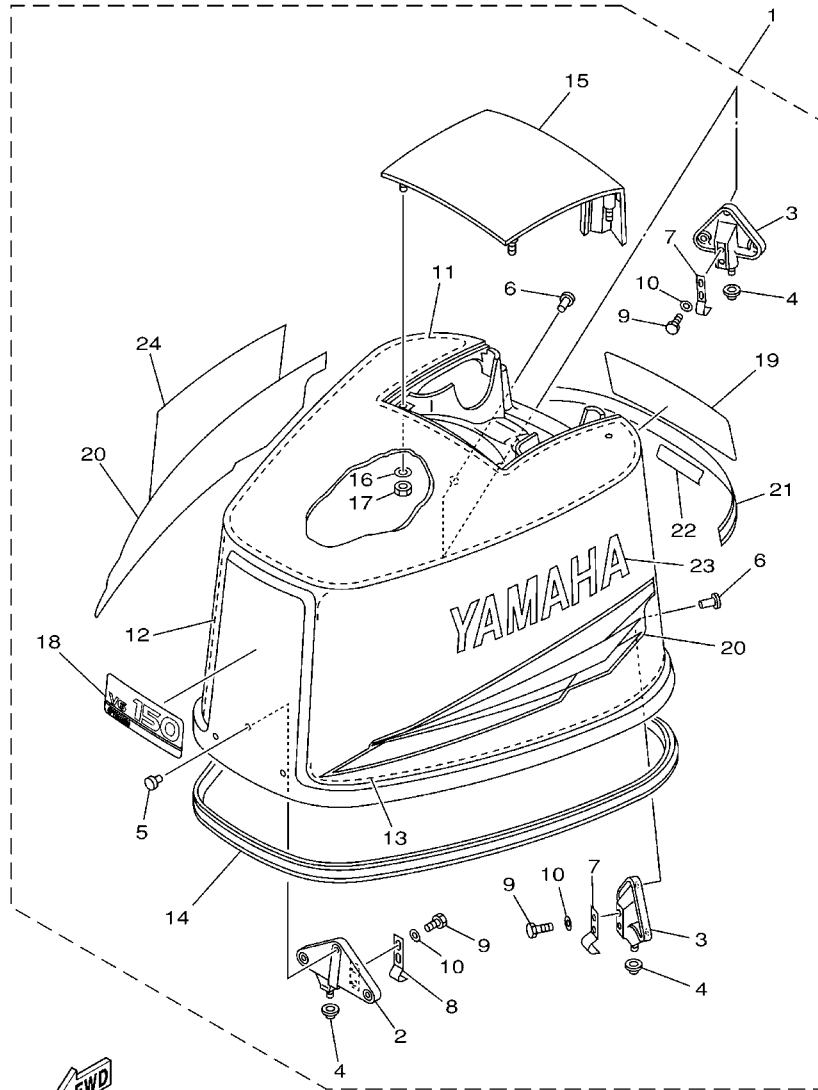
TOP COWLING	1
CYLINDER & CRANKCASE 1	3
CRANKSHAFT & PISTON	5
CYLINDER & CRANKCASE 2	7
INTAKE	9
CARBURETOR	11
FUEL 1	13
FUEL 2	16
GENERATOR	17
ELECTRICAL 1	18
ELECTRICAL 2	19
ELECTRICAL 3	21
STARTING MOTOR	22
BOTTOM COWLING	23
CONTROL	25
BRACKET 1	28
BRACKET 2	30
POWER TRIM & TILT ASSY 1	32
POWER TRIM & TILT ASSY 2	34
UPPER CASING	36
LOWER CASING & DRIVE 1	38
LOWER CASING & DRIVE 2	42
LOWER CASING & DRIVE 3	44
LOWER CASING & DRIVE 4	48
FUEL TANK	49
STEERING GUIDE ATTACHMENT 1	50
STEERING GUIDE ATTACHMENT 2	51
REMOTE CONTROL BOX	52
REMOTE CONTROL ASSY 1	53
REMOTE CONTROL ASSY 2	56
METER	59
SWITCH & PANEL	60
REPAIR KIT 1	61
REPAIR KIT 2	63

INDEX

NUMERICAL INDEX	65
-----------------------	----

CONTENIDO

SOPORTE SUPERIOR	1
CILINDRO & CARTER 1	3
CIGUENAL & PISTON	5
CILINDRO & CARTER 2	7
ADMISION	9
CARBURADOR	11
COMBUSTIBLE 1	13
COMBUSTIBLE 2	16
GENERADOR	17
EQUIPO ELECTRICO 1	18
EQUIPO ELECTRICO 2	19
EQUIPO ELECTRICO 3	21
MOTOR DE ARRANQUE	22
CUBIERTA INFERIOR	23
CONTROL	25
SOPORTE 1	28
SOPORTE 2	30
COMPONER Y PODER VARILLA 1	32
COMPONER Y PODER VARILLA 2	34
FUNDA SUPERIOR	36
IMPULSOR E INFERIOR 1	38
IMPULSOR E INFERIOR 2	42
IMPULSOR E INFERIOR 3	44
IMPULSOR E INFERIOR 4	48
DEPOSITO DE COMBUSTIBLE	49
ADITAMENTO GUIA DE GOBIERNO 1	50
ADITAMENTO GUIA DE GOBIERNO 2	51
CONTROL REMOTO COMPLETO	52
CONTROL REMOTO COMPL 1	53
CONTROL REMOTO COMPL 2	56
MEDIDOR	59
PANEL DE INTERRUPTOR	60
ESTUCHE REPARATION 1	61
ESTUCHE REPARATION 2	63
INDICE	
INDICE NUMERICO	65

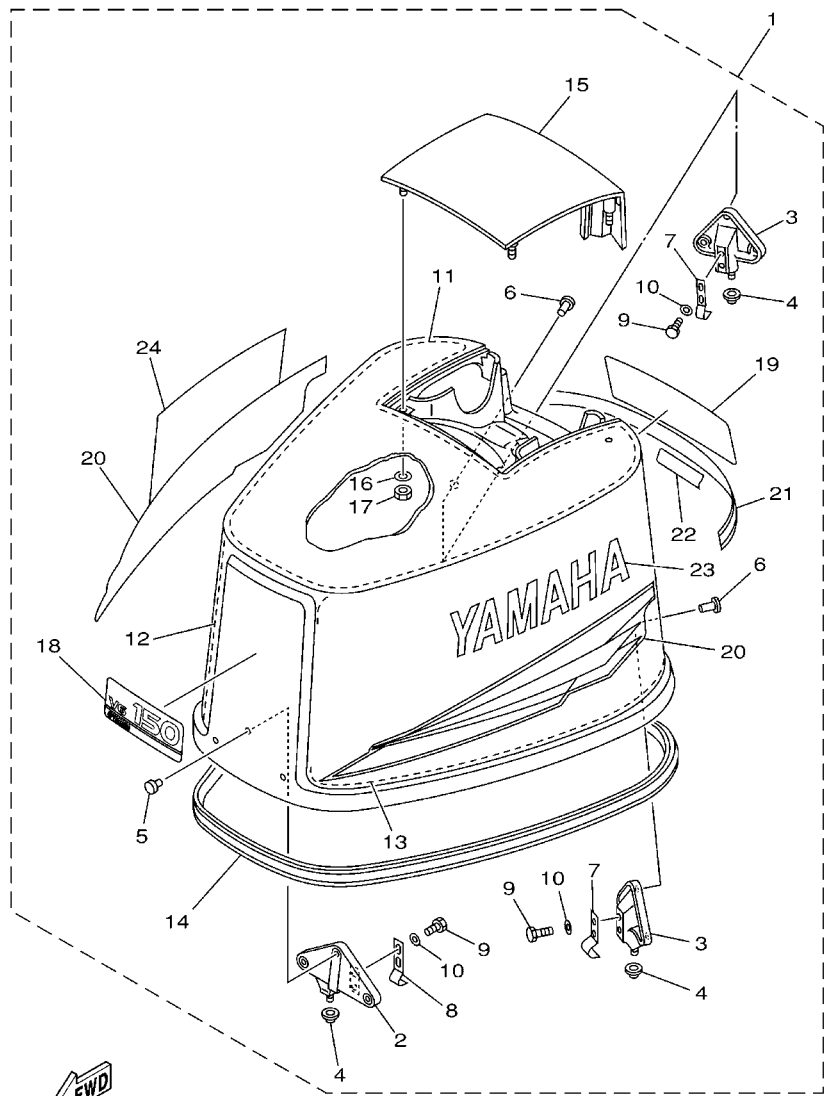


FWD
6G51200-2010

FIG. 1 TOP COWLING

SOPORTE SUPERIOR

REF. NO.	PART NO. CODIGO Nº	DESCRIPTION DESCRIPCION	6G48	6G58	60H8	6K08	60J8	REMARKS OBSERVACIONES
1	6G4-42610-60-4D	TOP COWLING ASSY SOPORTE SUPERIOR COMPL.	1			1		
	6G5-42610-60-4D	TOP COWLING ASSY SOPORTE SUPERIOR COMPL.		1				
	6G6-42610-60-4D	TOP COWLING ASSY SOPORTE SUPERIOR COMPL.			1		1	
2	6E5-42647-00-94	.HOLDER, CLAMP BAND .MORDAZA DE ABRAZADERA	1	1	1	1	1	
3	6E5-42649-01-94	.HOLDER, CLAMP BAND .MORDAZA DE ABRAZADERA	2	2	2	2	2	
4	663-42662-00	.DAMPER .AMORTIGUADOR	3	3	3	3	3	
5	90266-06009	.RIVET .REMACHE	3	3	3	3	3	
6	90266-06M02	.RIVET .REMACHE	6	6	6	6	6	
7	6E5-42652-00	.HOOK .GANCHO	2	2	2	2	2	
8	688-42652-00	.HOOK .GANCHO	1	1	1	1	1	
9	97095-06016	.BOLT .PERNO	6	6	6	6	6	
10	92995-06600	.WASHER .ARANDELA	6	6	6	6	6	
11	6E5-42617-00	.DAMPER, FORM .HULE DE FORMA	1	1	1	1	1	
12	6G5-42619-00	.DAMPER, FORM .HULE DE FORMA	1	1	1	1	1	STARBOARD SIDE STARBOARD SIDE
13	6G5-42627-00	.DAMPER, FORM .AMORTIGUADOR FORMA 3	1	1	1	1	1	PORT SIDE PORT SIDE
14	6E5-42615-00	.SEAL .SELLO	1	1	1	1	1	
15	6G5-42613-00-4D	.MOLDING, AIR DUCT .MOLDURA CONDUCTO AIRE	1	1	1	1	1	
16	92990-06600	.WASHER, PLATE .ARANDELA PLANA	4	4	4	4	4	
17	95380-06600	.NUT, HEXAGON .TUERCA	4	4	4	4	4	
18	6G4-42677-40	.GRAPHIC, FRONT .CALCAMONIA FRONTAL	1			1		
	6G5-42677-40	.GRAPHIC, FRONT .CALCAMONIA FRONTAL		1				
	6G6-42677-40	.GRAPHIC, FRONT .CALCAMONIA FRONTAL			1		1	
19	6G4-42678-31	.GRAPHIC, REAR .CALCAMONIA TRASERA	1			1		
	6G5-42678-31	.GRAPHIC, REAR .CALCAMONIA TRASERA		1				
	6G6-42678-31	.GRAPHIC, REAR .CALCAMONIA TRASERA			1		1	
20	6G5-W0070-31	.GRAPHIC SET .JUEGO DE EMBLEMA	1	1	1	1	1	
21	6G5-4267A-31	.GRAPHIC, REAR 2 .CALCAMONIA TRASERA 2	1	1	1	1	1	



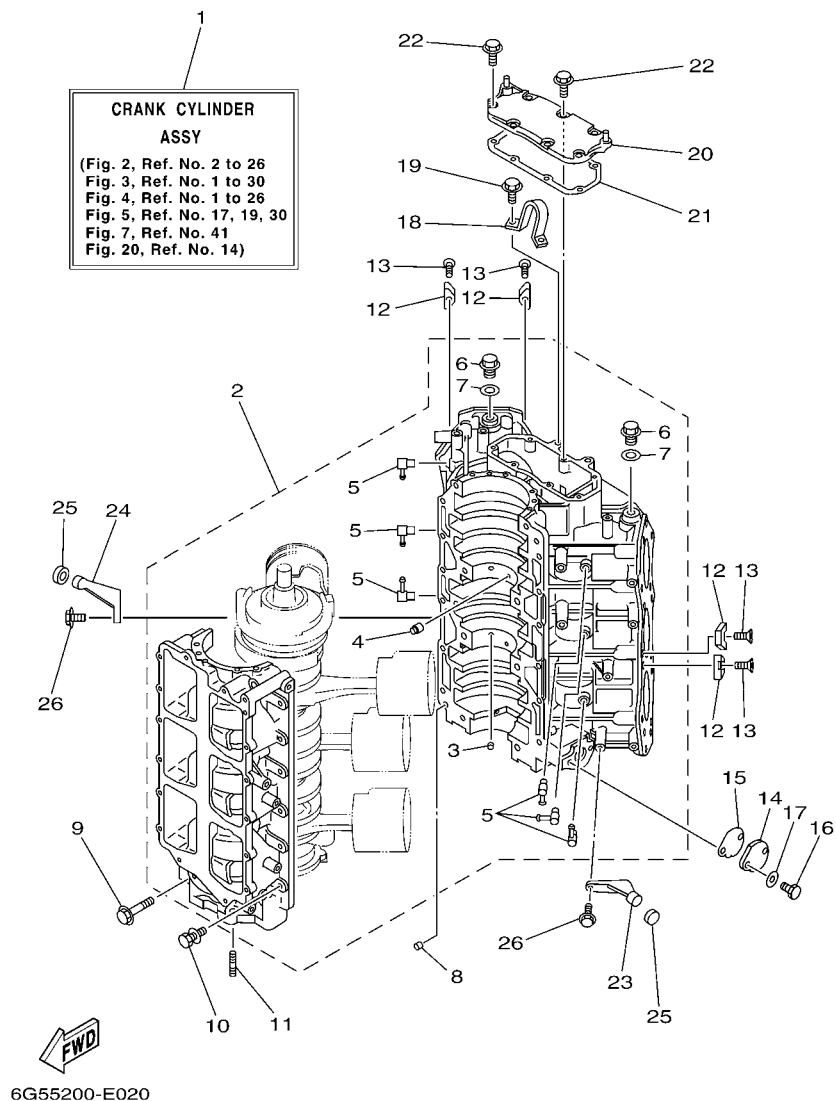
6G51200-2010

FIG. 1 TOP COWLING

SOPORTE SUPERIOR

REF. NO.	PART NO. CODIGO Nº	DESCRIPTION DESCRIPCION	6G48	6G58	60H8	6K08	60J8	REMARKS OBSERVACIONES
22	64D-42678-30	.GRAPHIC, REAR .CALCAMONIA TRASERA	1	1	1	1	1	
23	6G5-42681-31	.MARK, COWLING .MARCA DE CUBIERTA	1	1	1	1	1	
24	6G5-42682-31	.MARK, COWLING .MARCA DE CUBIERTA	1	1	1	1	1	

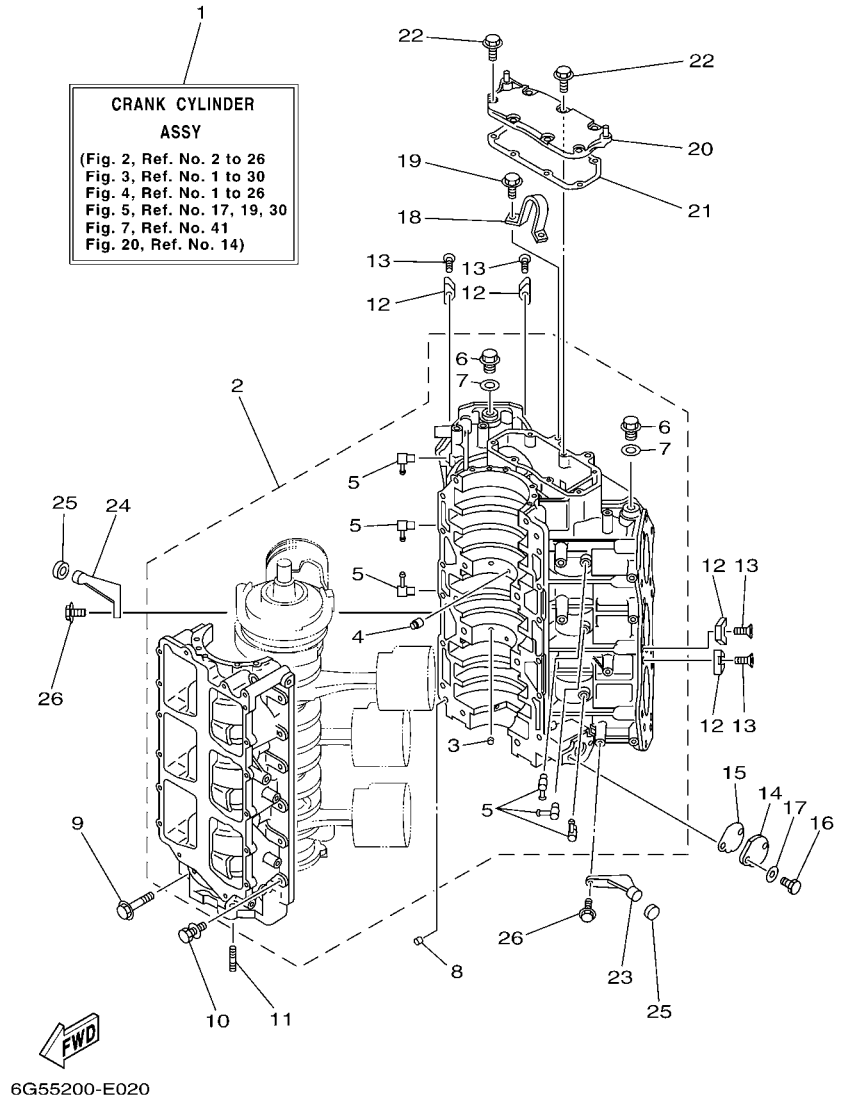
FIG. 2 CYLINDER & CRANKCASE 1 CILINDRO & CARTER 1

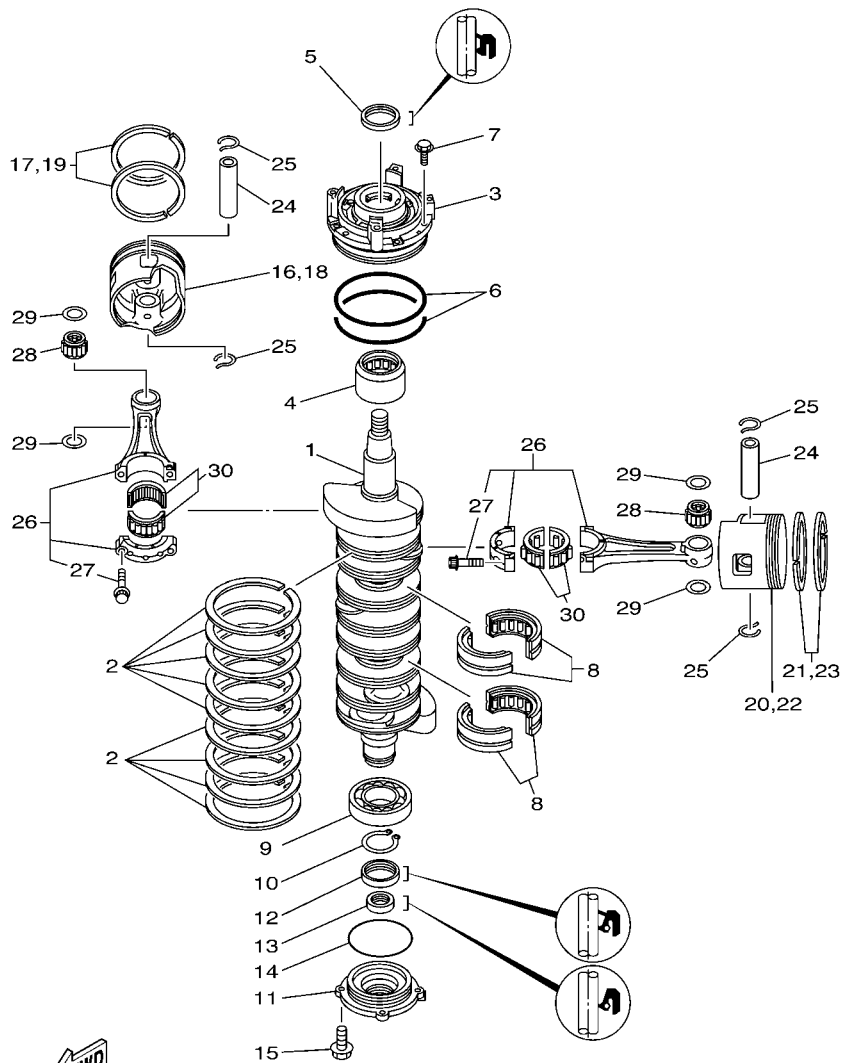


REF. NO.	PART NO. CODIGO Nº	DESCRIPTION DESCRIPCION	6G48	6G58	60H8	6K08	60J8	REMARKS OBSERVACIONES
1	64C-W0090-04-1S	CRANK CYLINDER ASSY BLOQUE MOTOR COMPLETO	1			1		
	64D-W0090-04-1S	CRANK CYLINDER ASSY BLOQUE MOTOR COMPLETO		1				
	60H-W0090-01-1S	CRANK CYLINDER ASSY BLOQUE MOTOR COMPLETO			1		1	CALCIUM TYPE CALCIUM TYPE
	60H-W0090-20-1S	CRANK CYLINDER ASSY BLOQUE MOTOR COMPLETO				1	1	
2	64C-15100-22-1S	CRANKCASE ASSY CARTER COMPLETO	1				1	
	64D-15100-22-1S	CRANKCASE ASSY CARTER COMPLETO		1				
	60H-15100-00-1S	CRANKCASE ASSY CARTER COMPLETO			1		1	
3	624-11379-00	.VALVE, CHECK .VALVULA DE CONTROL	2	2	2	2	2	
4	663-11518-01	.LOCK, BEARING .SEGURO BALERO	2	2	2	2	2	
5	646-11370-01	.CHECK VALVE ASSY .VALVULA DE CONTROL COMPL.	6	6	6	6	6	
6	90340-14M00	.PLUG, STRAIGHT SCREW .TORNILLO, DE DRENAJE	2	2	2	2	2	
7	90430-14115	.GASKET .JUNTA	2	2	2	2	2	
8	93608-12063	PIN, DOWEL PASADOR DE CLAVIJA	2	2	2	2	2	
9	90105-10M20	BOLT, FLANGE TORNILLO	8	8	8	8	8	
10	90119-08M94	BOLT, WITH WASHER TORNILLO CON ARANDELA	12	12	12	12	12	
11	90116-08026	BOLT, STUD ESPARRAGO	2	2	2	2	2	
12	6E5-11325-00	ANODE ANODO	8	8	8	8	8	
13	98780-04015	SCREW, FLAT HEAD TORNILLO CABEZA PLANA	8	8	8	8	8	
14	6R3-1131M-01	COVER CUBIERTA	1	1	1	1	1	
15	6R3-11397-01	GASKET EMPAQUE	1	1	1	1	1	
16	97013-06016	BOLT PERNO	2	2	2	2	2	
17	92903-06600	WASHER, PLATE RONDANA SENCILLA	2	2	2	2	2	
18	6E5-11119-01	HANGER, ENGINE SOPORTE DEL MOTOR	1	1	1	1	1	
19	90119-08MA3	BOLT, WITH WASHER TORNILLO CON ARANDELA	2	2	2	2	2	
20	6E5-11371-00-1S	COVER CUBIERTA 1	1	1	1	1	1	
21	6E5-11381-A2	GASKET 1 EMPAQUE 1	1	1	1	1	1	
22	90119-06MA2	BOLT, WITH WASHER TORNILLO CON ARANDELA	7	7	7	7	7	

FIG. 2 CYLINDER & CRANKCASE 1 CILINDRO & CARTER 1

REF. NO.	PART NO. CODIGO Nº	DESCRIPTION DESCRIPCION	6G48	6G58	60H8	6K08	60J8	REMARKS OBSERVACIONES
23	6E5-42761-00-1S	STOPPER RETEN 1	1	1	1	1	1	
24	6E5-42762-00-1S	STOPPER RETEN 2	1	1	1	1	1	
25	68F-44533-00	DAMPER, UPPER MOUNT RUBBER AMORTIGUADOR SUPERIOR	2	2	2	2	2	
26	90119-06MA2	BOLT, WITH WASHER TORNILLO CON ARANDELA	4	4	4	4	4	



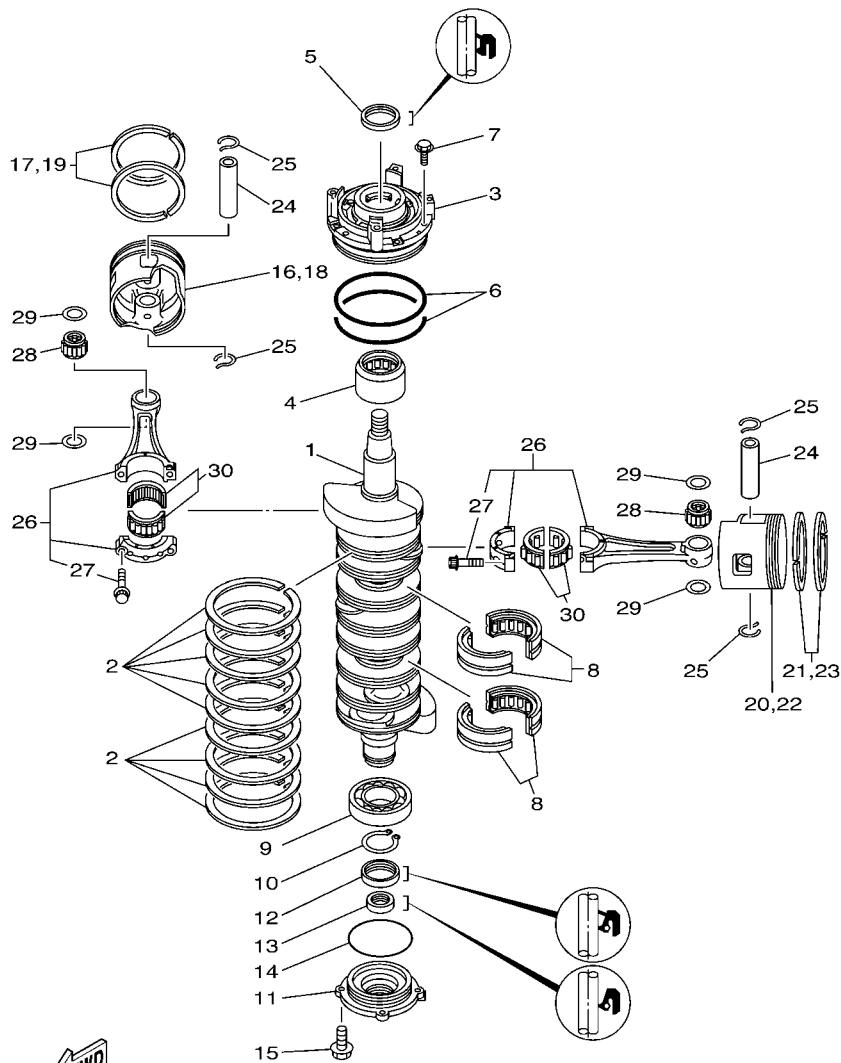


6G52200-3030

FIG. 3 CRANKSHAFT & PISTON

CIGUENAL & PISTON

REF. NO.	PART NO. CODIGO N°	DESCRIPTION DESCRIPCION	6G48	6G58	60H8	6K08	60J8	REMARKS OBSERVACIONES
1	6G5-11411-02	CRANKSHAFT CIGUENAL	1	1	1	1	1	
2	6E5-11447-00	SEAL, CRANK SELLO MANIVELA	9	9	9	9	9	
3	6E5-15163-00-1S	HOUSING, BEARING 1 CAJA DE COJINETE 1	1	1	1	1	1	
4	93311-940U3	BEARING COJINETE DE RODILLOS	1	1	1	1	1	
5	93102-40M14	OIL SEAL SELLO ACEITE	1	1	1	1	1	
6	93211-04001	O-RING ANILLO O	2	2	2	2	2	
7	90119-06MA2	BOLT, WITH WASHER TORNILLO CON ARANDELA	4	4	4	4	4	
8	93310-954U1	BEARING COJINETE DE RODILLOS	2	2	2	2	2	
9	93306-20802	BEARING COJINETE	1	1	1	1	1	
10	93410-40M03	CIRCLIP SEGURO	1	1	1	1	1	
11	6G5-15359-00-94	HOUSING, OIL SEAL CAJA DE SELLO DE ACEITE	1	1	1	1	1	
12	93102-35M61	OIL SEAL SELLO ACEITE	1	1	1	1	1	
13	93101-22M15	OIL SEAL SELLO ACEITE	1	1	1	1	1	
14	93210-74M35	O-RING ANILLO O	1	1	1	1	1	
15	90119-06MA2	BOLT, WITH WASHER TORNILLO CON ARANDELA	4	4	4	4	4	
16	64D-11631-02-90	PISTON (STD) PISTON (NORMA)	2	2	2	2	2	#3,5
	64D-11635-02	PISTON (0.25MM O/S) PISTON (0.25MM O/S)	2	2	2	2	2	AP-#3,5
	64D-11636-02	PISTON (0.50MM O/S) PISTON (0.50MM O/S)	2	2	2	2	2	AP-#3,5
17	64D-11603-02	PISTON RING SET (STD) JUEGO DE ANILLOS (NORMA)	2	2	2	2	2	#3,5
	64D-11604-02	PISTON RING SET (0.25MM O/S) JUEGO DE ANILLOS (0.25MM O/S)	2	2	2	2	2	AP-#3,5
	64D-11605-02	PISTON RING SET (0.50MM O/S) JUEGO DE ANILLOS (0.50MM O/S)	2	2	2	2	2	AP-#3,5
18	64D-11631-22-90	PISTON (STD) PISTON (NORMA)	1	1	1	1	1	#1
	64D-11635-22	PISTON (0.25MM O/S) PISTON (0.25MM O/S)	1	1	1	1	1	AP-#1
	64D-11636-22	PISTON (0.50MM O/S) PISTON (0.50MM O/S)	1	1	1	1	1	AP-#1
19	64D-11603-02	PISTON RING SET (STD) JUEGO DE ANILLOS (NORMA)	1	1	1	1	1	#1
	64D-11604-02	PISTON RING SET (0.25MM O/S) JUEGO DE ANILLOS (0.25MM O/S)	1	1	1	1	1	AP-#1
	64D-11605-02	PISTON RING SET (0.50MM O/S) JUEGO DE ANILLOS (0.50MM O/S)	1	1	1	1	1	AP-#1

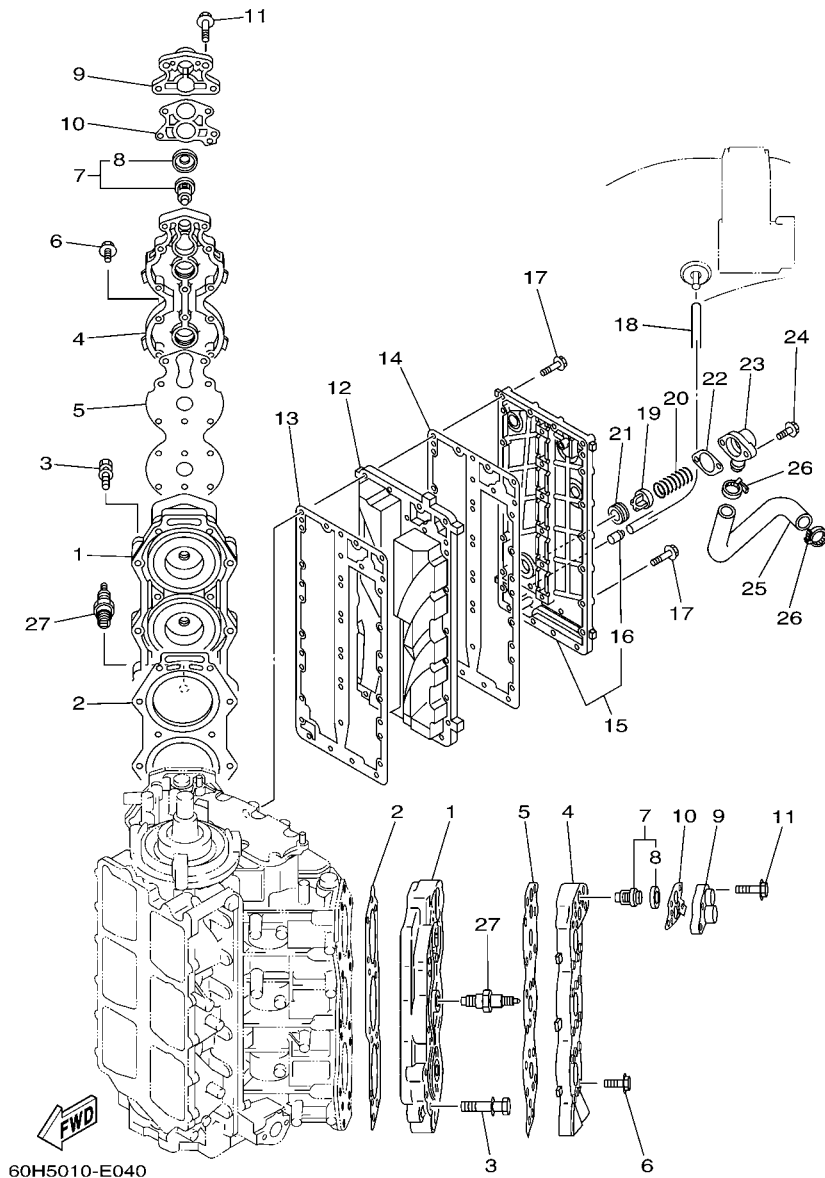


6G52200-3030

FIG. 3 CRANKSHAFT & PISTON

CIGUENAL & PISTON

REF. NO.	PART NO. CODIGO Nº	DESCRIPTION DESCRIPCION	6G46	6G58	60H8	6K08	60J8	REMARKS OBSERVACIONES
20	64D-11642-02-90	PISTON 2 (STD) PISTON 2 (NORMA)	2	2	2	2	2	#4,6 #4,6
	64D-11645-02	PISTON 2 (0.25MM O/S) PISTON 2 (0.25MM O/S)	2	2	2	2	2	AP-#4,6 AP-#4,6
	64D-11646-02	PISTON 2 (0.50MM O/S) PISTON 2 (0.50MM O/S)	2	2	2	2	2	AP-#4,6 AP-#4,6
21	64D-11603-02	PISTON RING SET (STD) JUEGO DE ANILLOS (NORMA)	2	2	2	2	2	#4,6 #4,6
	64D-11604-02	PISTON RING SET (0.25MM O/S) JUEGO DE ANILLOS (0.25MM O/S)	2	2	2	2	2	AP-#4,6 AP-#4,6
	64D-11605-02	PISTON RING SET (0.50MM O/S) JUEGO DE ANILLOS (0.50MM O/S)	2	2	2	2	2	AP-#4,6 AP-#4,6
22	64D-11642-22-90	PISTON 2 (STD) PISTON 2 (NORMA)	1	1	1	1	1	#2 #2
	64D-11645-22	PISTON 2 (0.25MM O/S) PISTON 2 (0.25MM O/S)	1	1	1	1	1	AP-#2 AP-#2
	64D-11646-22	PISTON 2 (0.50MM O/S) PISTON 2 (0.50MM O/S)	1	1	1	1	1	AP-#2 AP-#2
23	64D-11603-02	PISTON RING SET (STD) JUEGO DE ANILLOS (NORMA)	1	1	1	1	1	#2 #2
	64D-11604-02	PISTON RING SET (0.25MM O/S) JUEGO DE ANILLOS (0.25MM O/S)	1	1	1	1	1	AP-#2 AP-#2
	64D-11605-02	PISTON RING SET (0.50MM O/S) JUEGO DE ANILLOS (0.50MM O/S)	1	1	1	1	1	AP-#2 AP-#2
24	6R5-11633-10	PIN, PISTON PASADOR, PISTON	6	6	6	6	6	
25	6R5-11634-10	CLIP, PISTON PIN PRESILLA, BULON DE PISTON	12	12	12	12	12	
26	60H-11650-00	CONNECTING ROD ASSY BIELA COMPLETA	6	6	6	6	6	
27	90109-08022	.BOLT .PERNO	2	2	2	2	2	
28	93310-32337	BEARING COJINETE DE RODILLOS	6	6	6	6	6	
29	90201-23M01	WASHER, PLATE ARANDELA PLANA	12	12	12	12	12	
30	93310-836U0	BEARING COJINETE DE RODILLOS	6	6	6	6	6	



60H5010-E040

FIG. 4 CYLINDER & CRANKCASE 2 CILINDRO & CARTER 2

REF. NO.	PART NO. CODIGO Nº	DESCRIPTION DESCRIPCION	6G46	6G58	60H8	6K08	60J8	REMARKS OBSERVACIONES
1	6G5-11111-04-1S	HEAD, CYLINDER 1 CULATA CILINDRO 1	2	2	2	2	2	CALCIUM TYPE CALCIUM TYPE
	6G5-11111-10-1S	HEAD, CYLINDER 1 CULATA CILINDRO 1			2		2	
2	6G5-11181-A2	GASKET, CYLINDER HEAD 1 JUNTA, DE CULATA 1	2	2	2	2	2	
3	90119-08MA8	BOLT, WITH WASHER TORNILLO CON ARANDELA	28	28	28	28	28	
4	6G5-11191-00-1S	COVER, CYLINDER HEAD 1 TAPA CULATA DE CILINDRO 1	2	2	2	2	2	
5	6G5-11193-A1	GASKET, HEAD COVER 1 EMPAQUE	2	2	2	2	2	
6	90119-06MA4	BOLT, WITH WASHER TORNILLO CON ARANDELA	36	36	36	36	36	EXCEPT CALCIUM EXCEPT CALCIUM
7	6E5-12411-30	THERMOSTAT TERMOSTAT	2	2	2	2	2	
8	688-12412-00	.SEAL, THERMOSTAT .SELLO TERMOSTATO	1	1	1	1	1	
9	688-12413-00-1S	COVER, THERMOSTAT CUBIERTA TERMOSTATO	2	2	2	2	2	
10	688-12414-A1	GASKET, COVER EMPAQUE	2	2	2	2	2	
11	90119-06MA6	BOLT, WITH WASHER TORNILLO CON ARANDELA	8	8	8	8	8	
12	64D-41111-00-1S	INNER COVER, EXHAUST CUBIERTA INTERIOR DE ESCAPE	1	1	1	1	1	
13	6G5-41112-A1	GASKET, EXHAUST INNER COVER EMPAQUE	1	1	1	1	1	
14	6G5-41114-A0	GASKET, EXHAUST OUTER COVER EMPAQUE	1	1	1	1	1	
15	6R3-41113-00-1S	OUTER COVER, EXHAUST CUBOERTA EXTERIOR DE ESCAPE	1	1	1	1	1	
16	650-24378-00	.PIPE, JOINT 4 .TUBO DE UNION 3	1	1	1	1	1	
17	90119-06MA5	BOLT, WITH WASHER TORNILLO CON ARANDELA	29	29	29	29	29	
18	90445-09097	HOSE (L250) TUBO (L250)	1	1	1	1	1	
19	60H-12416-00	VALVE, PRESSURE CONTROL VALVULA DE CONTROL DE PRESION	1	1	1	1	1	
20	90501-16M11	SPRING, COMPRESSION RESORTE DE COMPRESION	1	1	1	1	1	
21	90480-20M05	GROMMET TAPON	1	1	1	1	1	
22	6G5-11382-A1	GASKET 2 EMPAQUE 2	1	1	1	1	1	
23	6G5-11372-00-1S	COVER, BYPASS 2 CUBIERTA	1	1	1	1	1	
24	97595-06420	BOLT, WITH WASHER PERNO CON ARANDELA	2	2	2	2	2	
25	6G5-12576-00	HOSE 1 MANGUERA 1	1	1	1	1	1	
26	90465-13M18	CLAMP BRIDA	2	2	2	2	2	

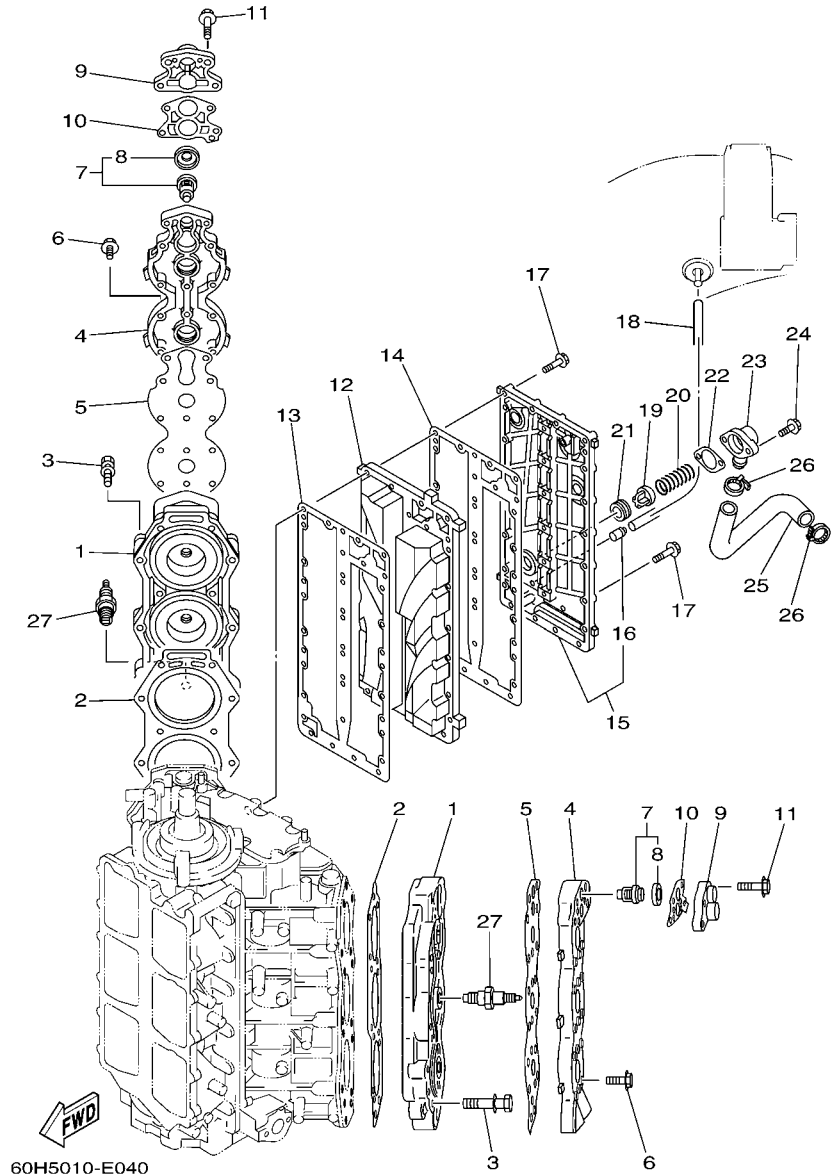
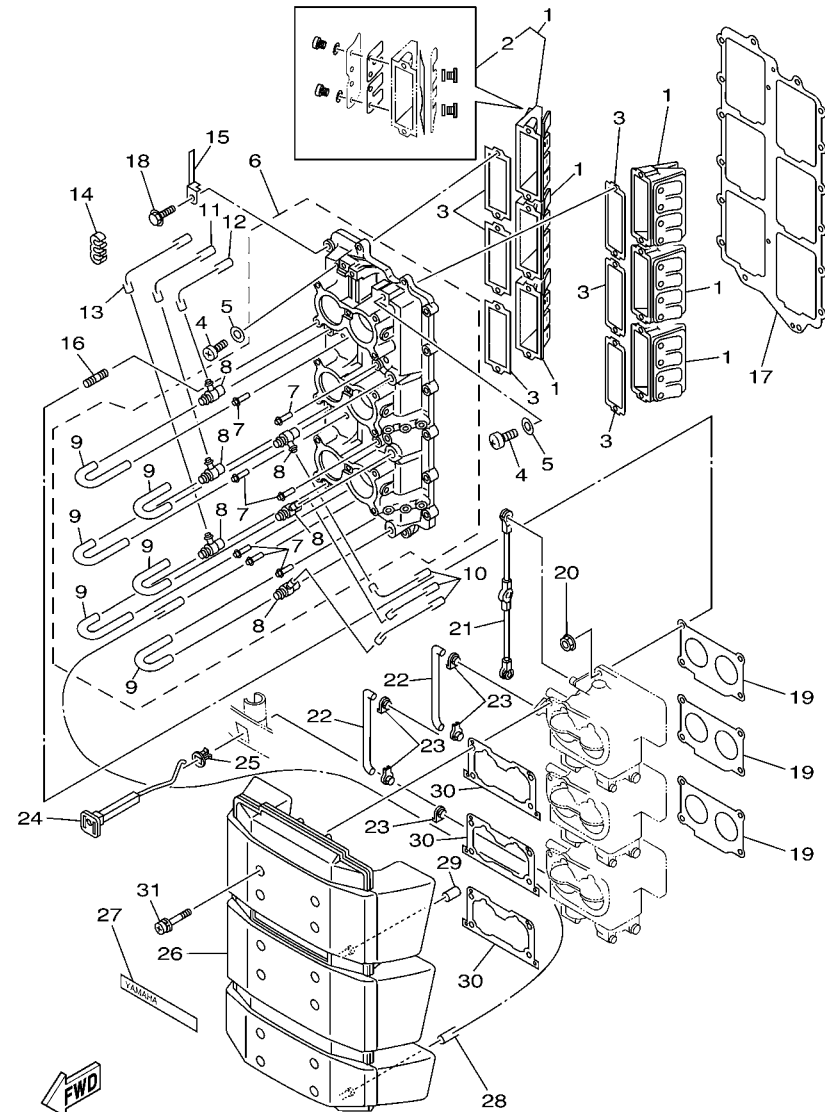


FIG. 4 CYLINDER & CRANKCASE 2 CILINDRO & CARTER 2

REF. NO.	PART NO. CODIGO Nº	DESCRIPTION DESCRIPCION	6G46	6G58	60H8	6K08	60J8	REMARKS OBSERVACIONES
27	94702-00160	PLUG, SPARK (NGK B8HS-10) BUJIA (NGK B8HS-10)	6	6	6	6	6	
	94702-00247	PLUG, SPARK (NGK BR8HS-10) BUJIA (NGK BR8HS-10)	6	6	6	6	6	CHN,BLZ,CAR(EPA-CE/CE) CHN,BLZ,CAR(EPA-CE/CE)



6G52200-3050

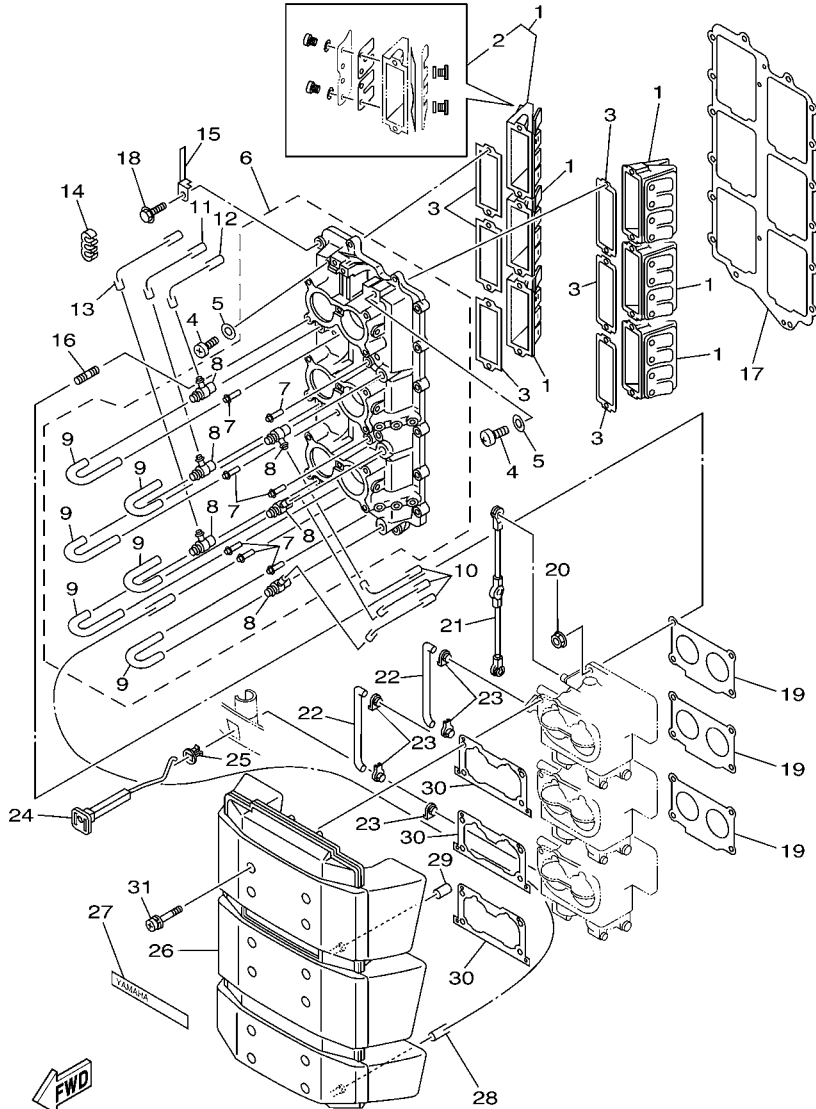
FIG. 5 INTAKE

ADMISION

REF. NO.	PART NO. CODIGO N°	DESCRIPTION DESCRIPCION	6G46	6G58	60H8	6K08	60J8	REMARKS OBSERVACIONES
1	6G5-13610-00	REED VALVE ASSY VALVULA DE LAMINAS COMPLETA	6			6		
	6E5-13610-00	REED VALVE ASSY VALVULA DE LAMINAS COMPLETA		6	6		6	
2	6E5-W0004-00	.REED SET .JUEGO DE VALVULAS DE LENGUETA	1	1	1	1	1	
3	6E5-13621-A1	GASKET, VALVE SEAT JUNTA, DE VALV.DE EMPAQUE	6	6	6	6	6	
4	97880-05016	SCREW, PAN HEAD TORNILLO DE CABEZA CON PLANA	12	12	12	12	12	
5	92990-05600	WASHER, PLATE ARANDELA PLANA	12	12	12	12	12	
6	6G5-13641-00-1S	MANIFOLD 1 MULTIPLE 1	1	1	1	1	1	
7	624-14485-00	.PIPE, JOINT .TUBO DE UNION	7	7	7	7	7	
8	6E5-11370-01	.CHECK VALVE ASSY .VALVULA DE CONTROL COMPL.	6	6	6	6	6	
9	90445-07M28	.HOSE (L70) .TUBO (L70)	6	6	6	6	6	
10	90445-07M45	HOSE (L340) TUBO (L340)	3	3	3	3	3	
11	90445-07M46	HOSE (L360) TUBO (L360)	1	1	1	1	1	
12	90445-07M09	HOSE (L380) TUBO (L380)	1	1	1	1	1	
13	90445-07M59	HOSE (L410) TUBO (L410)	1	1	1	1	1	
14	90464-07M05	CLAMP BRIDA	2	2	2	2	2	
15	90465-10M91	CLAMP BRIDA	2	2	2	2	2	
16	90116-06M30	BOLT, STUD ESPARRAGO	12	12	12	12	12	
17	6G5-13645-A2	GASKET, MANIFOLD 1 EMPAQUE	1	1	1	1	1	
18	90119-06MA3	BOLT, WITH WASHER TORNILLO CON ARANDELA	16	16	16	16	16	
19	6E5-14198-A2	GASKET EMPAQUE	3	3	3	3	3	
20	90179-06M28	NUT TUERCA	12	12	12	12	12	
21	6G5-41217-01	ROD, ACCEL. LEVER VARILLA PALANCA ACCELERADOR	1	1	1	1	1	
22	6E5-41256-01	ROD, CHOKE 1 VARILLA DE AHOGADOR	2	2	2	2	2	
23	661-41262-02	JOINT, CHOKE LEVER CONECTOR DE AHOGADOR	5	5	5	5	5	
24	6E5-41271-02	KNOB, CHOKE PERILLA AHOGADOR	1	1	1	1	1	
25	689-41273-00	GROMMET TAPON PROTECTOR	1	1	1	1	1	
26	6R3-14440-02	SILENCER ASSY, INTAKE SILENCIADOR COMPL DE ADMISION	1	1	1	1	1	

FIG. 5 INTAKE

ADMISION

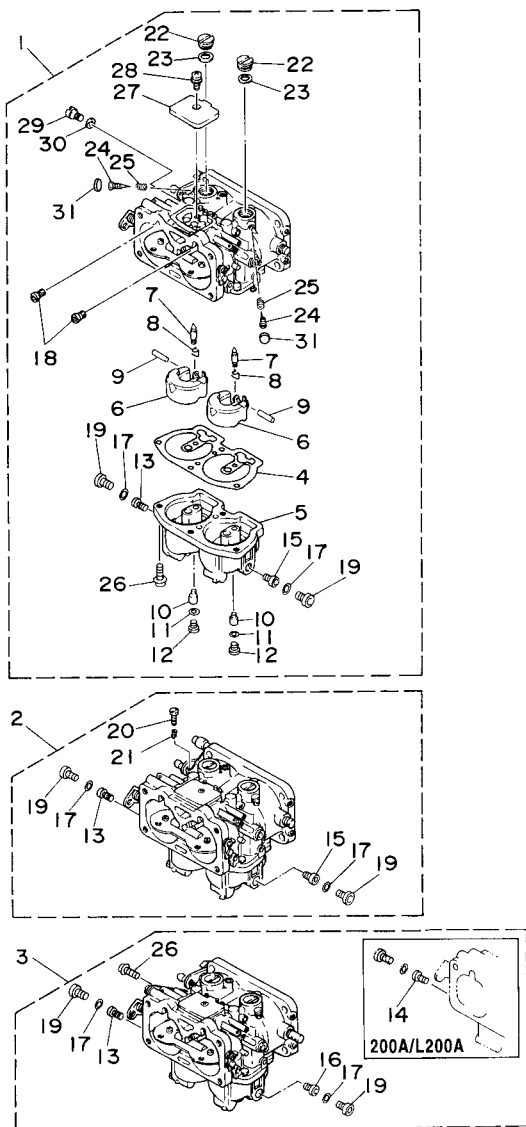


6G52200-3050

REF. NO.	PART NO. CODIGO Nº	DESCRIPTION DESCRIPCION	6G48	6G58	60H8	6K08	60J8	REMARKS OBSERVACIONES
27	6G5-1441K-00	EMBLEM EMBLEMA	1	1	1	1	1	
28	90445-07MA3	HOSE (L200) TUBO (L200)	1	1	1	1	1	
29	647-14395-60	CAP, OVERFLOW PIPE TAPA DE TUBO REBOSAMIENTO	1	1	1	1	1	
30	6K7-14483-00	GASKET EMPAQUE	3	3	3	3	3	
31	90159-06M14	SCREW, WITH WASHER TORNILLO CON VALONA	12	12	12	12	12	

FIG. 6 CARBURETOR

CARBURADOR

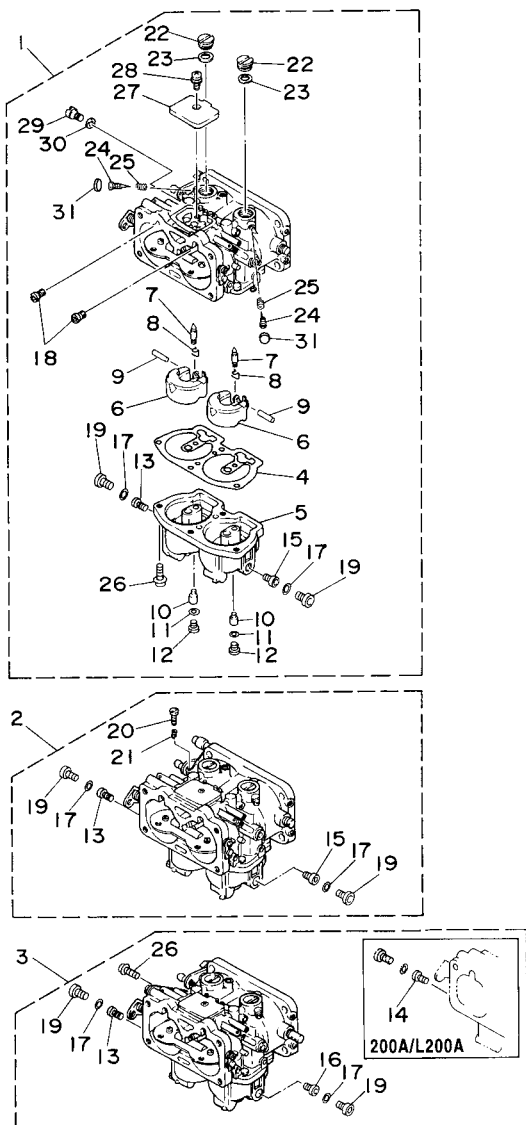


6G54200-D060

REF. NO.	PART NO. CODIGO Nº	DESCRIPTION DESCRIPCION	6G46	6G58	60H8	6K08	60J8	REMARKS OBSERVACIONES
1	64C-14301-02	CARBURETOR ASSY 1 CARBURADOR COMPLETO 1	1			1		
	64D-14301-02	CARBURETOR ASSY 1 CARBURADOR COMPLETO 1		1				
	64E-14301-02	CARBURETOR ASSY 1 CARBURADOR COMPLETO 1			1		1	
	6G4-14301-10	CARBURETOR ASSY 1 CARBURADOR COMPLETO 1	1					CAR(EPA) CAR(EPA)
	64E-14301-10	CARBURETOR ASSY 1 CARBURADOR COMPLETO 1			1		1	CAR(EPA/EPA-CE) CAR(EPA/EPA-CE)
2	64C-14302-02	CARBURETOR ASSY 2 CARBURADOR COMPLETO 2	1				1	
	64D-14302-02	CARBURETOR ASSY 2 CARBURADOR COMPLETO 2		1				
	64E-14302-02	CARBURETOR ASSY 2 CARBURADOR COMPLETO 2			1		1	
	6G4-14302-10	CARBURETOR ASSY 2 CARBURADOR COMPLETO 2	1					CAR(EPA) CAR(EPA)
	64E-14302-10	CARBURETOR ASSY 2 CARBURADOR COMPLETO 2			1		1	CAR(EPA/EPA-CE) CAR(EPA/EPA-CE)
3	64C-14303-02	CARBURETOR ASSY 3 CARBURADOR COMPLETO 3	1				1	
	64D-14303-02	CARBURETOR ASSY 3 CARBURADOR COMPLETO 3		1				
	64E-14303-02	CARBURETOR ASSY 3 CARBURADOR COMPLETO 3			1		1	
	6G4-14303-10	CARBURETOR ASSY 3 CARBURADOR COMPLETO 3	1					CAR(EPA) CAR(EPA)
	64E-14303-10	CARBURETOR ASSY 3 CARBURADOR COMPLETO 3			1		1	CAR(EPA/EPA-CE) CAR(EPA/EPA-CE)
4	64D-14384-01	.GASKET, FLOAT CHAMBER .EMPAQUE DE CAMARA DE BOIA	3	3	3	3	3	
5	64D-14381-00	.BODY, FLOAT CHAMBER .CUERPO DE CAMARA DE BOIA	3	3	3	3	3	
6	6E5-14385-02	.FLOAT .BOIA	6	6	6	6	6	
7	6E5-14546-00	.VALVE, NEEDLE .VALVULA DE AGUJA	6	6	6	6	6	
8	6E5-14159-00	.CLIP .PRESILLA	6	6	6	6	6	
9	6E5-14386-02	.PIN, FLOAT .PASADOR DE BOIA	6	6	6	6	6	
10	64D-1492F-42	.JET, AIR SLOW (#84) .ESPREA (#84)	6	6	6	6	6	
11	61U-14959-00	.GASKET .EMPAQUE	6	6	6	6	6	
12	64D-14394-00	.VALVE, DRAIN .VALVULA DE DRENAJE	6	6	6	6	6	
13	64D-1492E-75	.JET, MAIN (#150) .INJECTOR PRINCIPAL (#150)	3	3		3		
	64D-1492E-75	.JET, MAIN (#150) .INJECTOR PRINCIPAL (#150)			2		2	#1,2 #1,2
14	64D-1492E-76	.JET, MAIN (#152) .INJECTOR PRINCIPAL(#152)			1		1	#3 #3

FIG. 6 CARBURETOR

CARBURADOR



6G54200-D060

REF. NO.	PART NO. CODIGO Nº	DESCRIPTION DESCRIPCION	6G46	6G58	60H8	6K08	60J8	REMARKS OBSERVACIONES
15	64D-1492E-77	.JET, MAIN (#154) .INYECTOR PRINCIPAL (#154)	2	2	2	2	2	#1,2 #1,2
16	64D-1492E-79	.JET, MAIN (#158) .INYECTOR PRINCIPAL (#158)	1	1	1	1	1	#3 #3
17	6E5-14398-01	.GASKET .EMPAQUE	6	6	6	6	6	
18	61A-1492H-12	.JET, SLOW AIR BLEED (#60) .ESPREA AIRE (#60)	6	6	6	6	6	
19	61A-14383-01	.SCREW, DRAIN .TORNILLO DE DRENAJE	6	6	6	6	6	
20	6E5-14321-00	.SCREW, THROTTLE .TORNILLO DE OBTURADOR	1	1	1	1	1	#2 #2
21	6J8-14334-00	.SPRING, THROTTLE .RESORTE DE AJUSTADOR DE AIRE	1	1	1	1	1	#2 #2
22	6E5-14328-01	.PLUG .TORNILLO TOPE DE PILOTO	6	6	6	6	6	
23	6E5-14979-00	.GASKET .EMPAQUE DE ARRANQUE	6	6	6	6	6	
24	6E5-14323-03	.SCREW, AIR ADJUSTING .TORNILLO DE AJUSTE DE AIRE	6	6	6	6	6	
25	6E5-14223-00	.SPRING, AIR ADJUSTING .RESORTE, AJUSTE DE AIRE	6	6	6	6	6	
26	97980-05116	.SCREW, WITH WASHER .TORNILLO, CON ARANDELA	13	13	13	13	13	
	97980-05116	.SCREW, WITH WASHER .TORNILLO, CON ARANDELA			12		12	CAR(EPA/EPA-CE) CAR(EPA/EPA-CE)
27	6E5-14527-01	.PLATE .PLACA	3	3	3	3	3	
28	97980-05108	.SCREW, WITH WASHER .TORNILLO, CON ARANDELA	3	3	3	3	3	
29	6E5-14324-00	.SCREW, FLAT HEAD .TORNILLO CABEZA PLANA	3	3	3	3	3	
30	6J8-14959-00	.GASKET .EMPAQUE	3	3	3	3	3	
31	64E-1432A-00	.PLUG .TAPON	6		6		6	CAR(EPA/EPA-CE) CAR(EPA/EPA-CE)

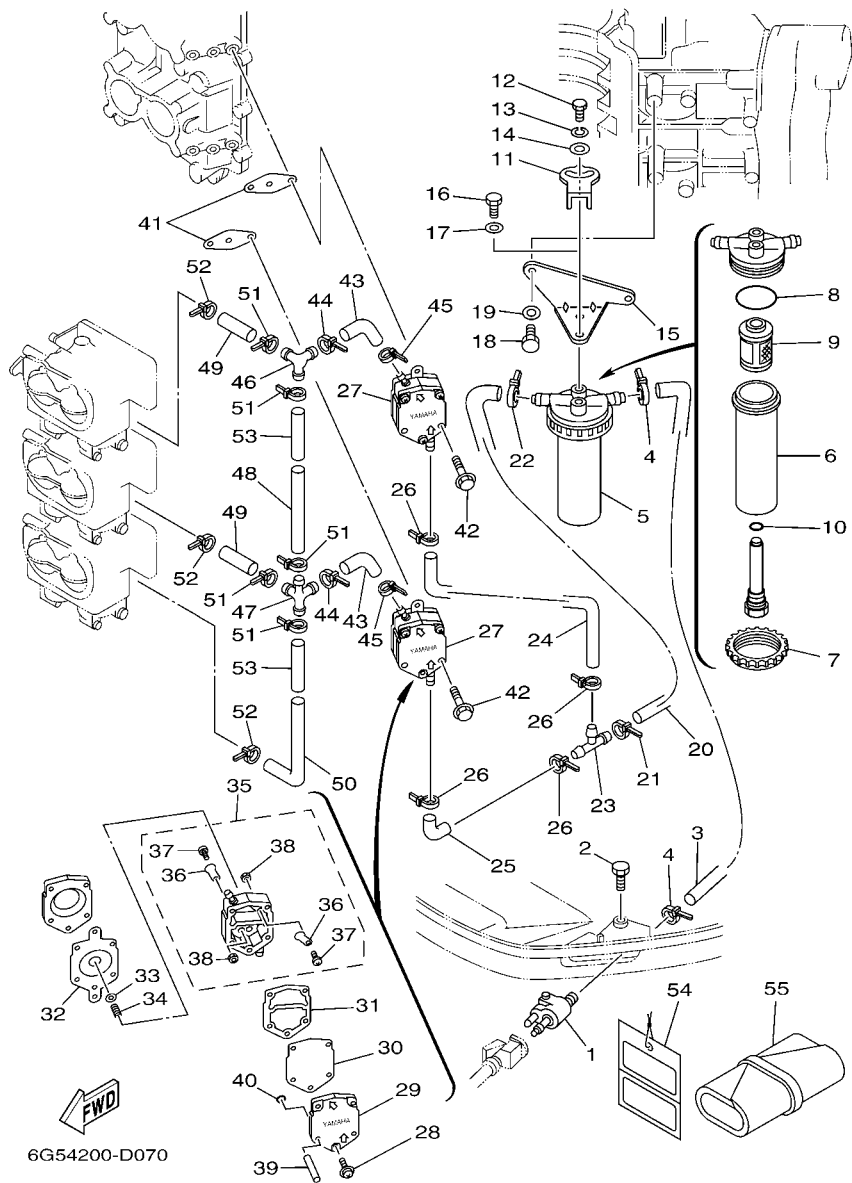
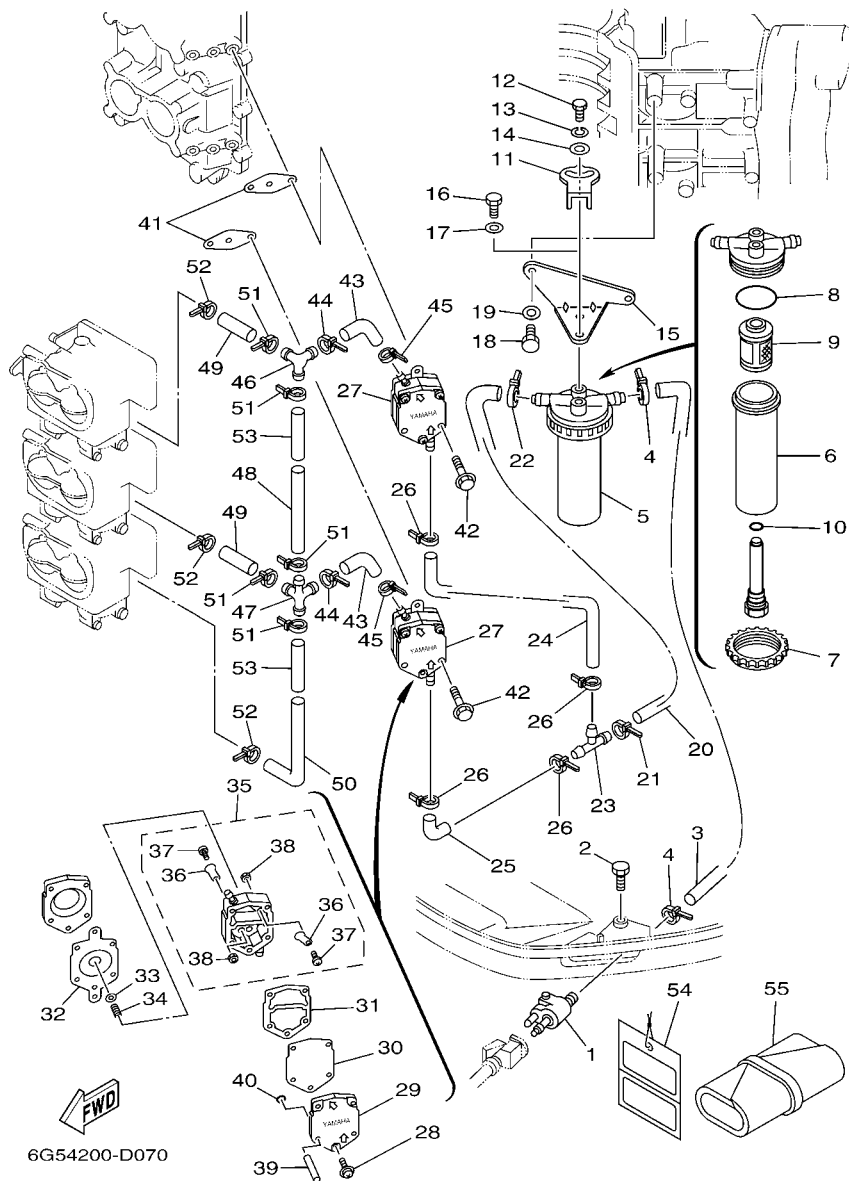


FIG. 7 FUEL 1

COMBUSTIBLE 1

REF. NO.	PART NO. CODIGO N°	DESCRIPTION DESCRIPCION	6G48	6G58	60H8	6K08	60J8	REMARKS OBSERVACIONES
1	6E5-24304-10	FUEL PIPE JOINT COMP. 1 CONECTOR MANGUERA COMBUST.1	1	1	1	1	1	
2	97095-06028	BOLT PERNO	1	1	1	1	1	
3	6G5-24313-01	PIPE 3 TUBO 3	1	1	1	1	1	
4	90465-11M10	CLAMP BRIDA	2	2	2	2	2	
5	60H-24560-00	FILTER ASSY FILTRO COMPLETO	1	1	1	1	1	
6	68F-24521-00	.CUP, FILTER .COPA DE FILTRO	1	1	1	1	1	
7	65L-24531-01	.NUT .TUERCA	1	1	1	1	1	
8	61A-24564-00	.O-RING .ANILLO O	1	1	1	1	1	
9	61A-24563-00	.ELEMENT, FILTER .ELEMENTO DEL FILTRO	1	1	1	1	1	
10	68F-24649-00	.O-RING .ANILLO O	1	1	1	1	1	
11	60H-24558-00	HOLDER, FILTER SOPORTE DE FILTRO	1	1	1	1	1	
12	97095-06016	BOLT PERNO	1	1	1	1	1	
13	92995-06100	WASHER, SPRING ARANDELA	1	1	1	1	1	
14	90201-06068	WASHER, PLATE ARANDELA PLANA	1	1	1	1	1	
15	61U-24566-01	BRACKET, FILTER SOPORTE DEL FILTRO	1	1	1	1	1	
16	97095-06014	BOLT PERNO	1	1	1	1	1	
17	92995-06600	WASHER ARANDELA	1	1	1	1	1	
18	97095-06016	BOLT PERNO	2	2	2	2	2	
19	92995-06600	WASHER ARANDELA	2	2	2	2	2	
20	6G5-24314-10	PIPE 4 TUBO 4	1	1	1	1	1	
21	90465-11M10	CLAMP BRIDA	1	1	1	1	1	
22	90465-11M10	CLAMP BRIDA	1	1	1	1	1	
23	6E5-24378-00	PIPE, JOINT 3 TUBO DE UNION 3	1	1	1	1	1	
24	6G5-24315-00	PIPE 5 TUBO DE DESAGUE	1	1	1	1	1	
25	6E5-24315-00	PIPE 5 TUBO DE DESAGUE	1	1	1	1	1	
26	90465-11M10	CLAMP BRIDA	4	4	4	4	4	
27	6E5-24410-04	FUEL PUMP ASSY BOMBA DE COMBUSTIBLE COMPLETA	2	2	2	2	2	



6G54200-D070

FIG. 7 FUEL 1

COMBUSTIBLE 1

REF. NO.	PART NO. CODIGO Nº	DESCRIPTION DESCRIPCION	6G48	6G58	60H8	6K08	60J8	REMARKS OBSERVACIONES
28	6E5-24444-01	.SCREW .TORNILLO	3	3	3	3	3	
29	6E5-24413-01	.BODY 2 .CUERPO 2	1	1	1	1	1	
30	6E5-24471-01	.DIAPHRAGM .DIAFRAGMA	1	1	1	1	1	
31	6E5-24435-01	.GASKET, BODY 2 .EMPAQUE	1	1	1	1	1	
32	6E5-24411-01	.DIAPHRAGM .DIAFRAGMA	1	1	1	1	1	
33	648-24424-00	.SEAT, SPRING .PLACA DE RESORTE	1	1	1	1	1	
34	6E5-24423-00	.SPRING, DIAPHRAGM .RESORTE DE DIAFRAGMA	1	1	1	1	1	
35	6E5-24412-11	.BODY 1 .CUERPO 1	1	1	1	1	1	
36	6A0-24421-01	..VALVE, CHECK ..VALVULA DE RETENCION	4	4	4	4	4	
37	6A0-14325-00	..SCREW, PAN HEAD ..TORNILLO CABEZA REDONDA	4	4	4	4	4	
38	95380-03600	..NUT ..TUERCA	4	4	4	4	4	
39	6E5-24492-00	.BUSH, FUEL PUMP .BUJE	2	2	2	2	2	
40	6E5-24486-00	.O-RING .ANILLO O	2	2	2	2	2	
41	650-24431-A0	GASKET, FUEL PUMP 1 EMPAQUE BOMBA COMBUST 1	2	2	2	2	2	
42	97595-06550	BOLT, WITH WASHER PERNO CON ARANDELA	4	4	4	4	4	
43	6G5-24316-10	PIPE 6 TUBO 6	2	2	2	2	2	
44	90465-11M10	CLAMP BRIDA	2	2	2	2	2	
45	90465-11M10	CLAMP BRIDA	2	2	2	2	2	
46	6G5-24376-00	PIPE, JOINT 1 TUBO DE UNION 1	1	1	1	1	1	
47	6G5-24377-00	PIPE, JOINT 2 TUBO DE UNION 2	1	1	1	1	1	
48	6G5-24317-01	PIPE 7 TUBO 7	1	1	1	1	1	
49	6G5-24318-10	PIPE, OVERFLOW TUBO DE REBOSAMIENTO	2	2	2	2	2	
50	6G5-24319-10	PIPE, OIL TUBO DE ACEITE	1	1	1	1	1	
51	90465-11M10	CLAMP BRIDA	5	5	5	5	5	
52	90465-11M10	CLAMP BRIDA	3	3	3	3	3	
53	90446-15M07	HOSE (L60) TUBO (L60)	2	2	2	2	2	
54	61H-2819R-31	TAG, WARNING ETIQUETA DE ADVERTENCIA	1		1	1	1	FOR CAR,BLZ FOR CAR,BLZ

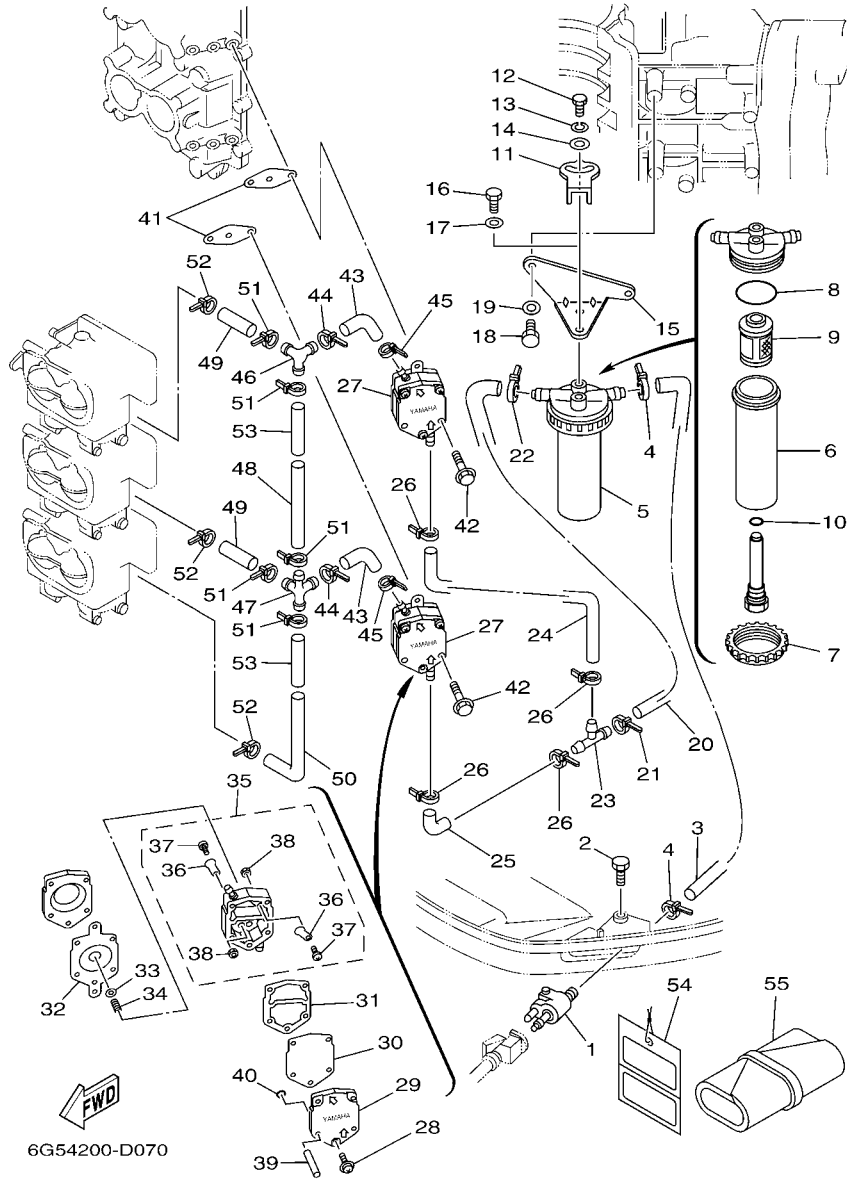


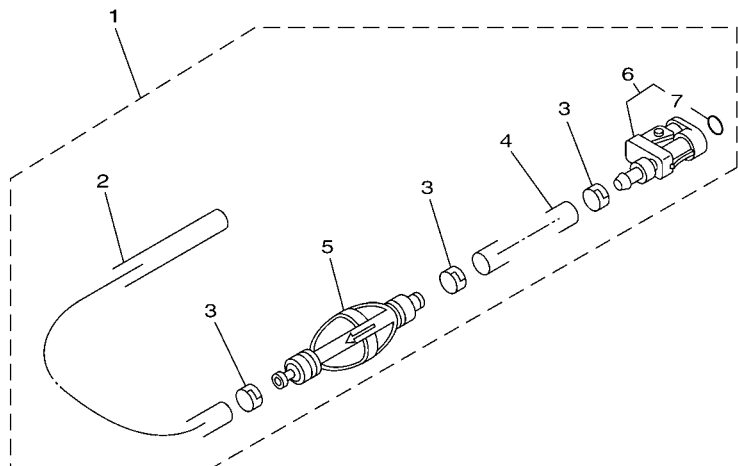
FIG. 7 FUEL 1

COMBUSTIBLE 1

REF. NO.	PART NO. CODIGO N°	DESCRIPTION DESCRIPCION	6G46	6G58	60H8	6K08	60J8	REMARKS OBSERVACIONES
55	656-W2810-02	TOOL KIT JUEGO DE HERRAMIENTAS	1	1	1	1	1	

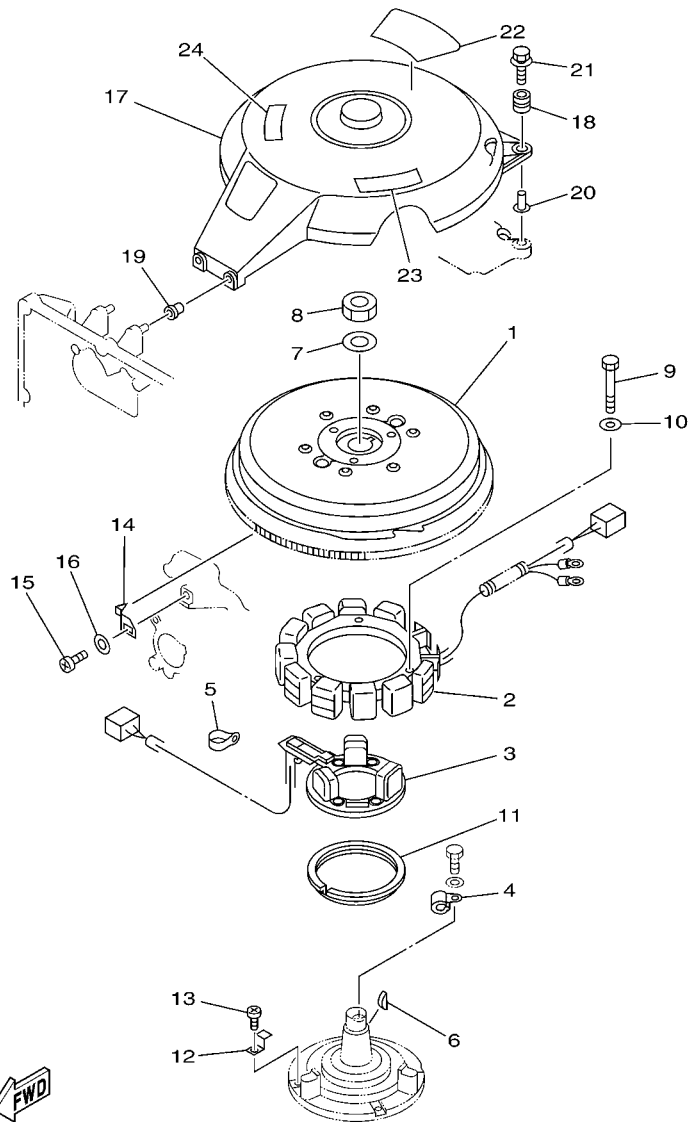
FIG. 8 FUEL 2

COMBUSTIBLE 2



REF. NO.	PART NO. CODIGO Nº	DESCRIPTION DESCRIPCION	6G48	6G58	60H8	6K08	60J8	REMARKS OBSERVACIONES
1	6Y2-24306-A5	FUEL PIPE COMP. 1 TUBO COMBUST. COMPL 1	1	1	1	1	1	AP EXCEPT FOR CHN AP EXCEPT FOR CHN
2	90445-13M01	.HOSE (L2050) .MANGUERA (L2050)	1	1	1	1	1	
3	6E5-24351-01	.BAND 1 .ABRAZADERA 1	3	3	3	3	3	
4	90445-13M00	.HOSE (L850) .MANGUERA (L850)	1	1	1	1	1	
5	61J-24360-11	.PRIMER PUMP ASSY .SOPORTE BOMBA	1	1	1	1	1	
6	6E5-24305-06	.FUEL PIPE JOINT COMP. 2 .CONECTOR MANGUERA COMBUST. 2	1	1	1	1	1	
7	93210-08287	..O-RING ..ANILLO O	1	1	1	1	1	

6G53200-C080



6G53200-C090

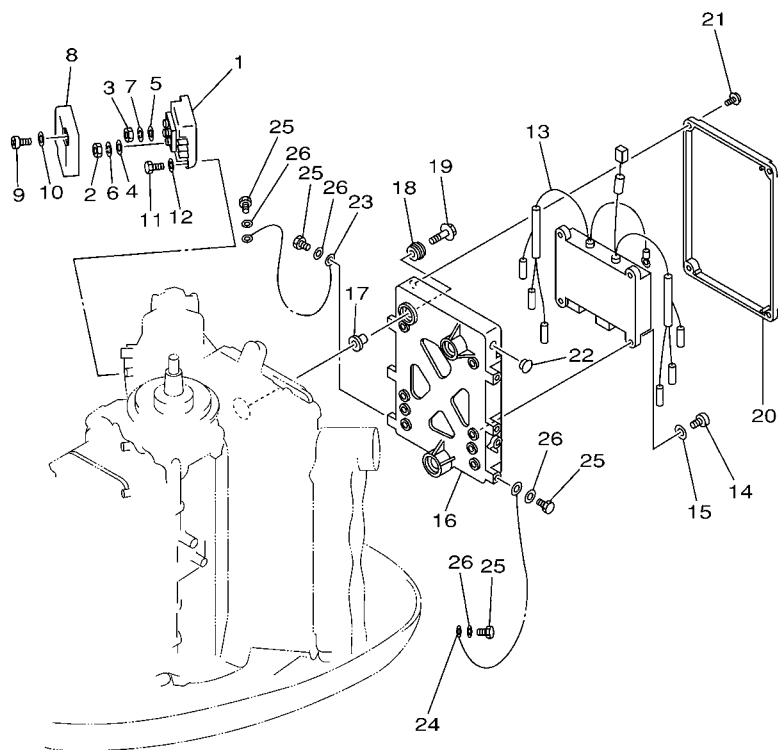
FIG. 9 GENERATOR

GENERADOR

REF. NO.	PART NO. CODIGO Nº	DESCRIPTION DESCRIPCION	6G48	6G58	60H8	6K08	60J8	REMARKS OBSERVACIONES
1	6G6-85550-02	ROTOR ASSY ROTOR COMPLETO	1	1	1	1	1	
2	6G6-85510-01	STATOR ASSY ESTATOR COMPLETO	1	1	1	1	1	
3	6G6-85580-00	COIL, PULSER BOBINA DE PULSACION	1	1	1	1	1	
4	90465-06M86	CLAMP BRIDA	1	1	1	1	1	
5	90464-12M00	CLAMP BRIDA	1	1	1	1	1	
6	90280-05015	KEY, WOODRUFF CUNA WOODRUFF	1	1	1	1	1	
7	90201-21M18	WASHER, PLATE ARANDELA PLANA	1	1	1	1	1	
8	90170-20137	NUT TUERCA	1	1	1	1	1	
9	97013-06060	BOLT PERNO	3	3	3	3	3	
10	92903-06600	WASHER, PLATE RONDANA SENCILLA	3	3	3	3	3	
11	688-41611-00	RETAINER, MAGNETO BASE RETENEDOR BASE MAGNETO	1	1	1	1	1	
12	688-41612-00	RETAINER, MAGNETO BASE RETENEDOR BASE MAGNETO	4	4	4	4	4	
13	97880-06018	SCREW, PAN HEAD TORNILLO DE CABEZA CON PLANA	4	4	4	4	4	
14	6E5-81332-00	PLATE, TIMING PLACA REGULADOR DE TIEMPO	1	1	1	1	1	
15	97885-06010	SCREW, PAN HEAD TORNILLO A MUESCA	1	1	1	1	1	
16	92995-06600	WASHER ARANDELA	1	1	1	1	1	
17	6G5-81337-00	COVER, FLYWHEEL CUBIERTA DE VOLANTE	1	1	1	1	1	
18	6G5-82317-00	DAMPER, IGNITION COIL AMORTIGUADOR BOBINA ENCENDIDO	2	2	2	2	2	
19	6A0-82317-00	DAMPER, IGNITION COIL AMORTIGUADOR BOBINA ENCENDIDO	2	2	2	2	2	
20	90387-06119	COLLAR ESPACIADOR	2	2	2	2	2	
21	90119-06M65	BOLT, WITH WASHER TORNILLO CON ARANDELA	2	2	2	2	2	
22	6G5-14488-02	LABEL, CAUTION ETIQUETA PRECAUCION	1	1	1	1	1	
23	6A1-83625-41	MARK 5 MARCA 5	1	1	1	1	1	
24	6K1-83623-41	MARK 3 MARCA 3				1	1	

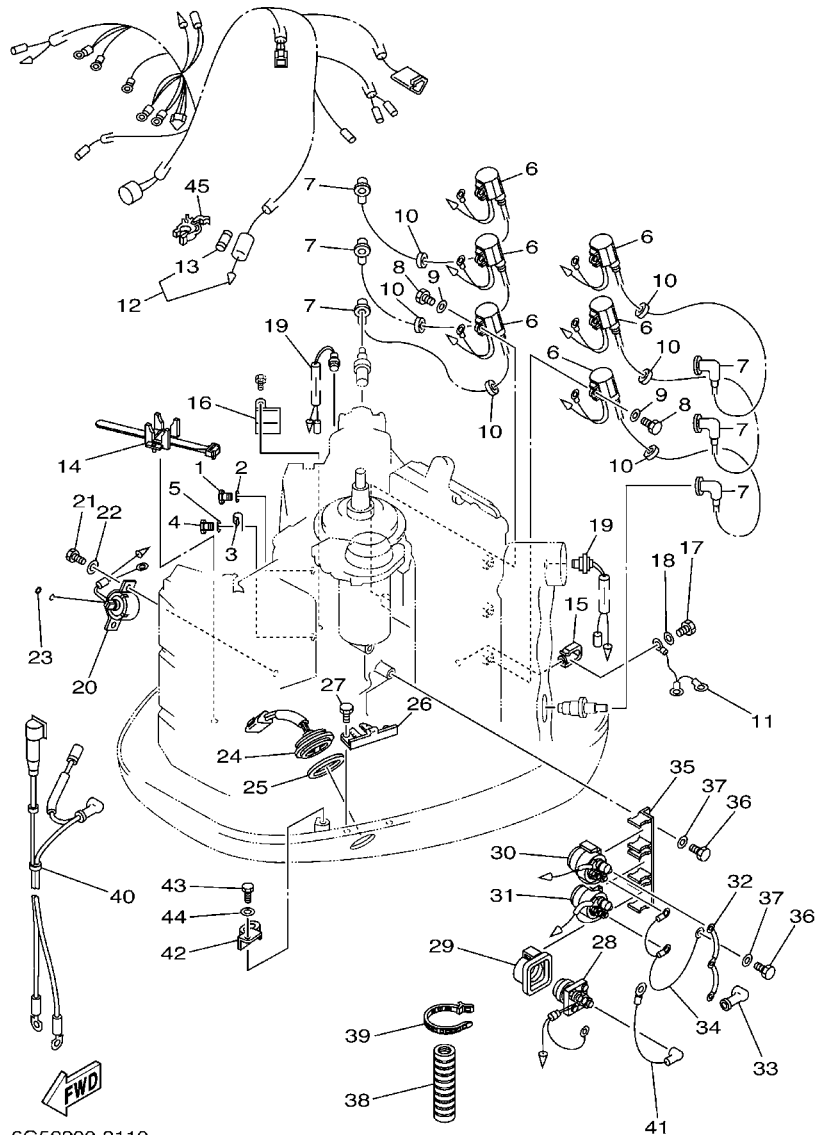
FIG. 10 ELECTRICAL 1

EQUIPO ELECTRICO 1



6G50010-0090

REF. NO.	PART NO. CODIGO Nº	DESCRIPTION DESCRIPCION	6G48	6G58	60H8	6K08	60J8	REMARKS OBSERVACIONES
1	6G5-81960-A0	RECTIFIER & REGULATOR ASSY RECTIFICADOR Y REGULADOR	1	1	1	1	1	
2	95380-05600	NUT TUERCA	3	3	3	3	3	
3	95380-06600	NUT, HEXAGON TUERCA	1	1	1	1	1	
4	92990-05200	WASHER, PLAIN ARANDELA PLANA	3	3	3	3	3	
5	92990-06200	WASHER, PLAIN ARANDELA PLANA	1	1	1	1	1	
6	92903-05100	WASHER, SPRING RONDANA SENCILLA	3	3	3	3	3	
7	92903-06100	WASHER, SPRING RONDANA SENCILLA	1	1	1	1	1	
8	688-81961-01	COVER CUBIERTA	1	1	1	1	1	
9	97885-05025	SCREW, PAN HEAD TORNILLO A MUESCA	2	2	2	2	2	
10	92995-05600	WASHER ARANDELA	2	2	2	2	2	
11	97013-06020	BOLT PERNO	2	2	2	2	2	
12	92903-06600	WASHER, PLATE RONDANA SENCILLA	2	2	2	2	2	
13	6G6-85540-00	C.D.I. UNIT ASSY UNIDAD C.D.I. COMPLETA	1	1	1	1	1	
14	97880-06020	SCREW, PAN HEAD TORNILLO DE CABEZA CON PLANA	4	4	4	4	4	
15	92990-06600	WASHER, PLATE ARANDELA PLANA	4	4	4	4	4	
16	6R3-85542-03-1S	BRACKET SOPORTE	1	1	1	1	1	
17	90387-06M03	COLLAR ESPACIADOR	3	3	3	3	3	
18	90480-09M12	GROMMET TAPON	3	3	3	3	3	
19	90119-06M61	BOLT, WITH WASHER TORNILLO CON ARANDELA	3	3	3	3	3	
20	6R3-85537-00	COVER CUBIERTA	1	1	1	1	1	
21	90159-06M11	SCREW, WITH WASHER TORNILLO CON VALONA	4	4	4	4	4	
22	90480-12M25	GROMMET TAPON	1	1	1	1	1	
23	662-82519-00	WIRE, EARTH LEAD CABLE CONDUCTOR A TIERRA	1	1	1	1	1	
24	6R3-82519-00	WIRE, EARTH LEAD CABLE CONDUCTOR A TIERRA	1	1	1	1	1	
25	97095-06012	BOLT PERNO	4	4	4	4	4	
26	92995-06600	WASHER ARANDELA	4	4	4	4	4	

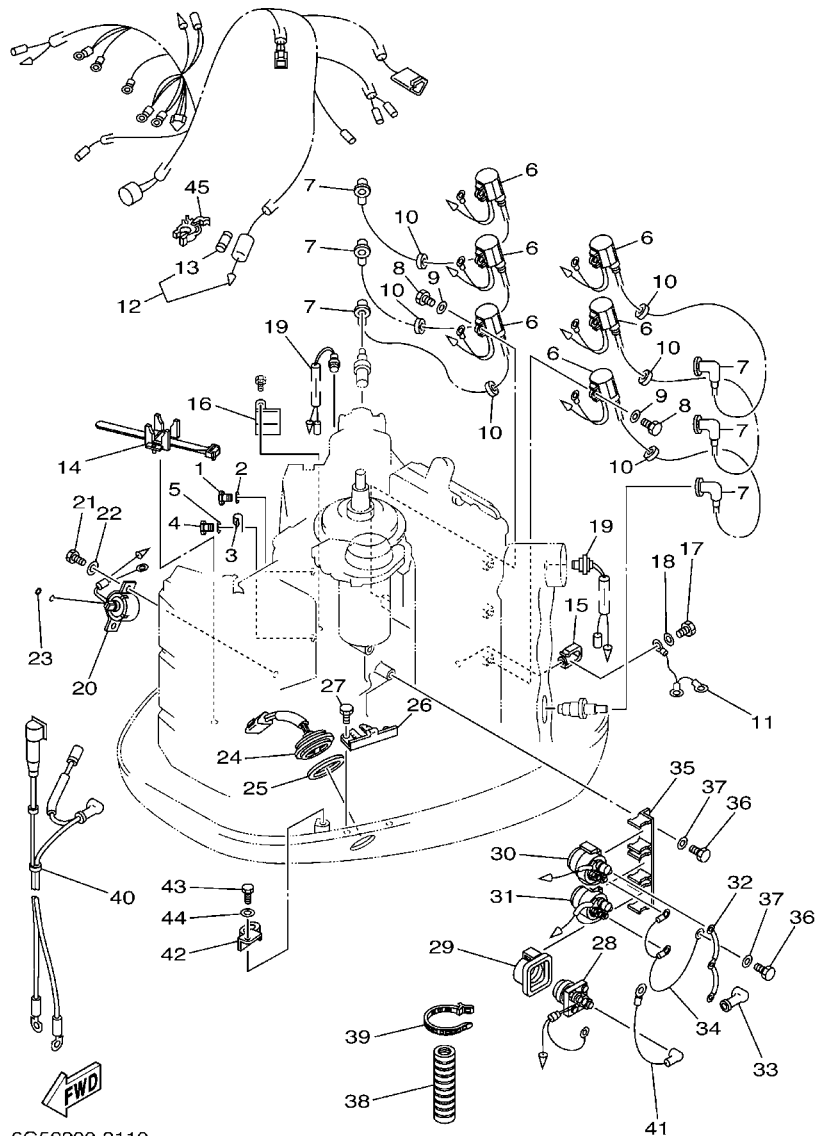


6G52200-3110

FIG. 11 ELECTRICAL 2

EQUIPO ELECTRICO 2

REF. NO.	PART NO. CODIGO Nº	DESCRIPTION DESCRIPCION	6G46	6G58	60H8	6K08	60J8	REMARKS OBSERVACIONES
1	97095-06012	BOLT PERNO	1	1	1	1	1	
2	92995-06600	WASHER ARANDELA	1	1	1	1	1	
3	90465-06M88	CLAMP BRIDA	1	1	1	1	1	
4	97095-06012	BOLT PERNO	1	1	1	1	1	
5	92995-06600	WASHER ARANDELA	1	1	1	1	1	
6	6R3-85570-01	IGNITION COIL ASSY BOBINA DE IGNICION COMPLETO	6	6	6	6	6	
7	6E3-82370-21	PLUG CAP ASSY TAPON DE BUJIA COMPLT	6	6	6	6	6	
8	97095-06020	BOLT PERNO	6	6	6	6	6	
9	92995-06600	WASHER ARANDELA	6	6	6	6	6	
10	90480-25161	GROMMET TAPON	6	6	6	6	6	
11	6E5-82531-10	WIRE, LEAD CABLE CONDUCTOR	1	1	1	1	1	
12	60H-82590-00	WIRE HARNESS ASSY CONJUNTO DE CABLES	1	1	1	1	1	
13	663-82151-00	.FUSE (12V-20A) .FUSIBLE (12V-20A)	1	1	1	1	1	
14	688-82594-00	CLAMP GRAMPA	1	1	1	1	1	
15	90465-05M87	CLAMP BRIDA	1	1	1	1	1	
16	90465-08M89	CLAMP BRIDA	1	1	1	1	1	
17	97095-06012	BOLT PERNO	1	1	1	1	1	
18	92995-06600	WASHER ARANDELA	1	1	1	1	1	
19	688-82560-10	THERMO SWITCH ASSY INTER. DE TERMO	2	2	2	2	2	
20	64D-86110-01	SOLENOID SOLENOIDE	1	1	1	1	1	
21	97095-06016	BOLT PERNO	2	2	2	2	2	
22	92995-06600	WASHER ARANDELA	2	2	2	2	2	
23	93210-03261	O-RING ANILLO O	1	1	1	1	1	
24	61A-82563-00	TRIM & TILT SWITCH ASSY INTERRUPTOR DE INCLINACION	1	1	1	1	1	
25	6E5-82587-00	GASKET EMPAQUETADURA	1	1	1	1	1	
26	6R3-83614-00	BRACKET SOPORTE	1	1	1	1	1	
27	97095-06012	BOLT PERNO	2	2	2	2	2	



6G52200-3110

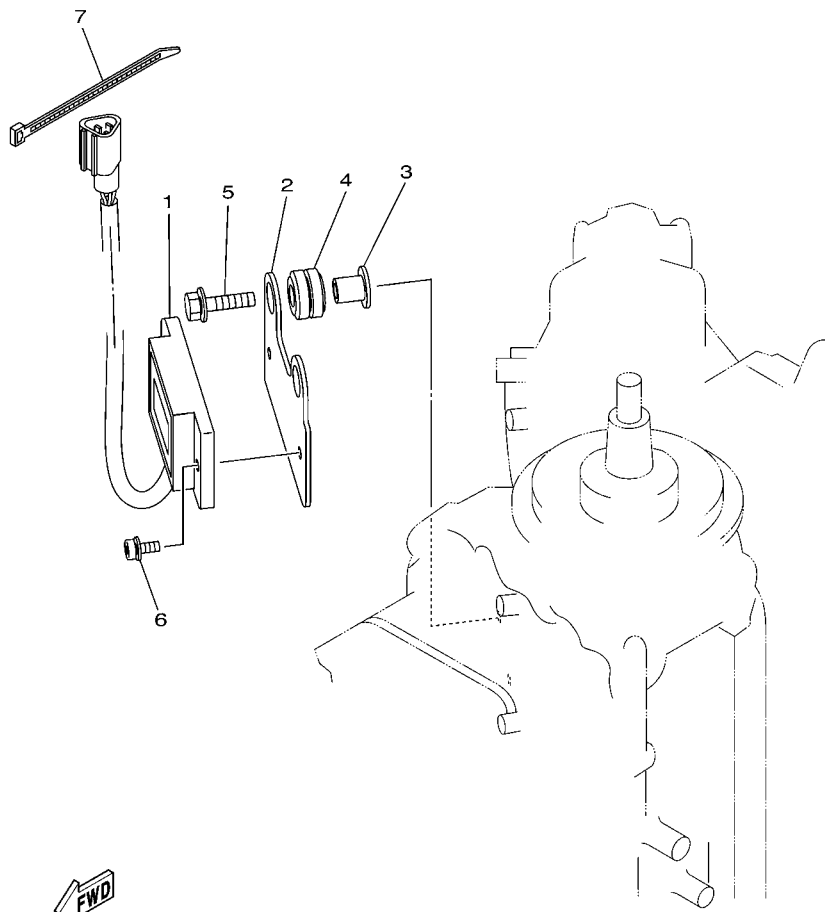
FIG. 11 ELECTRICAL 2

EQUIPO ELECTRICO 2

REF. NO.	PART NO. CODIGO Nº	DESCRIPTION DESCRIPCION	6G46	6G58	60H8	6K08	60J8	REMARKS OBSERVACIONES
28	61A-81941-00	STARTER RELAY ASSY RELE DE ARRANQUE	1	1	1	1	1	
29	689-81952-10	HOLDER, RELAY SOSTEN DE RELE	1	1	1	1	1	
30	6E5-81950-00	RELAY ASSY RELE COMPLETO	1	1	1	1	1	
31	6E5-8195A-00	RELAY ASSY RELE COMPLETO	1	1	1	1	1	
32	6G5-87149-10	CONNECTOR CONECTOR	1	1	1	1	1	
33	6G5-82119-00	COVER, LEAD WIRE CUBIERTA DE CABLE CONDUCTOR	2	2	2	2	2	
34	6E5-82116-00	WIRE, MINUS LEAD CABLE CONDUCTOR NEGATIVO	1	1	1	1	1	
35	6G5-81948-11	BRACKET SOPORTE	1	1	1	1	1	
36	97095-06016	BOLT PERNO	2	2	2	2	2	
37	92995-06600	WASHER ARANDELA	2	2	2	2	2	
38	6E9-83557-70	TUBE ENCHUFE DE ACEITE	1	1	1	1	1	
39	90465-13M18	CLAMP BRIDA	1	1	1	1	1	
40	6G5-82105-02	WIRE HARNESS ARNES DE CABLES	1	1	1	1	1	
41	6E5-82117-01	WIRE, LEAD CABLE CONDUCTOR	1	1	1	1	1	
42	90465-12M25	CLAMP BRIDA	1	1	1	1	1	
43	97095-06012	BOLT PERNO	1	1	1	1	1	
44	92995-06600	WASHER ARANDELA	1	1	1	1	1	
45	6G5-82152-00	HOLDER, FUSE PORTA-FUSIBLES	1	1	1	1	1	

FIG. 12 ELECTRICAL 3

EQUIPO ELECTRICO 3

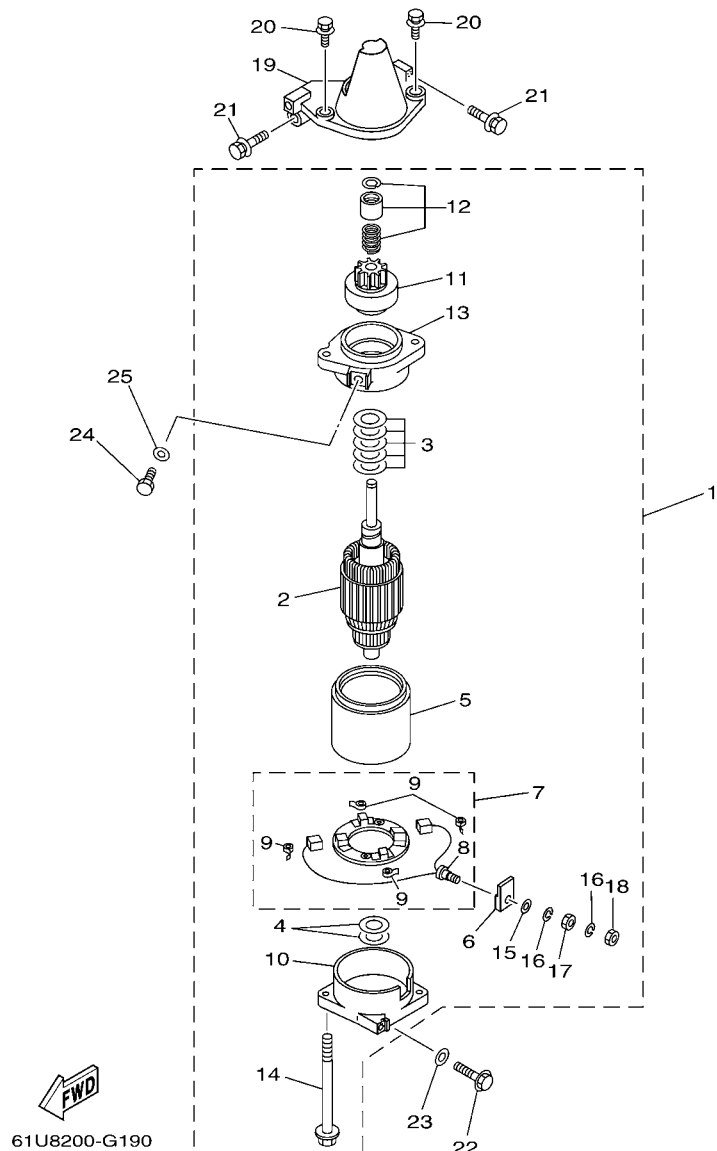



6G52200-3120

REF. NO.	PART NO. CODIGO Nº	DESCRIPTION DESCRIPCION	6G48	6G58	60H8	6K08	60J8	REMARKS OBSERVACIONES
1	6Y5-83504-22	HOUR METER ASSY MEDIDOR DE HORAS COMPLETO	1	1	1	1	1	
2	60H-83519-00	BRACKET, METER SOPORTE DE MEDIDOR	1	1	1	1	1	
3	90387-06M60	COLLAR ESPACIADOR	2	2	2	2	2	
4	90480-10M23	GROMMET TAPON	2	2	2	2	2	
5	90119-06M88	BOLT, WITH WASHER TORNILLO CON ARANDELA	2	2	2	2	2	
6	90159-05M26	SCREW, WITH WASHER TORNILLO CON VALONA	2	2	2	2	2	
7	90465-11M10	CLAMP BRIDA	1	1	1	1	1	

FIG. 13 STARTING MOTOR

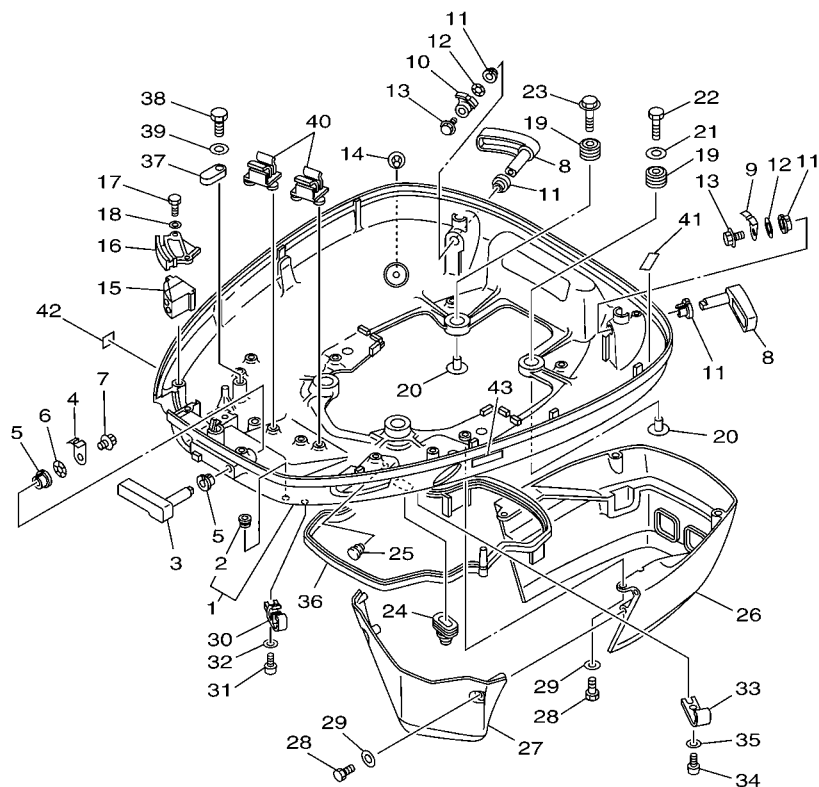
MOTOR DE ARRANQUE



REF. NO.	PART NO. CODIGO Nº	DESCRIPTION DESCRIPCION	6G48	6G58	60H8	6K08	60J8	REMARKS OBSERVACIONES
1	6N7-81800-10	STARTING MOTOR ASSY MOTOR DE ARRANQUE COMPLETO	1	1	1	1	1	
2	6N7-81850-10	.ARMATURE ASSY .INDUCIDO COMPLETO	1	1	1	1	1	
3	61A-81809-00	.WASHER KIT .JUEGO DE ARANDELA	1	1	1	1	1	
4	61A-81824-00	.WASHER 2 .ARANDELA 2	2	2	2	2	2	
5	6N7-81810-00	.STATOR ASSY .ESTATOR COMPLETO	1	1	1	1	1	
6	6K7-8182G-10	.BUSH, TERMINAL .BUJE DE TERMINAL	1	1	1	1	1	
7	6N7-81840-00	.BRUSH HOLDER ASSY .SOSTEN DE ESCOBILLA COMPLETO	1	1	1	1	1	
8	6N7-81801-00	..BRUSH SET ..JUEGO DE ESCOBILLA	1	1	1	1	1	
9	6N7-81813-00	..SPRING, BRUSH ..RESORTE DE ESCOBILLA	4	4	4	4	4	
10	6N7-81820-10	.REAR BRACKET ASSY .CUBIERTA TRASERA COMPL	1	1	1	1	1	
11	6N7-81807-00	.GEAR ASSY, STARTING MOTOR .PINON CONJUNTO	1	1	1	1	1	
12	6N7-81857-00	.RETAINER .SEGURO	1	1	1	1	1	
13	6N7-81830-00	.FRONT BRACKET ASSY .SOPORTE DELANTERO COMPLETO	1	1	1	1	1	
14	6K7-81826-11	.BOLT .PERNO	2	2	2	2	2	
15	6E5-8182E-10	.WASHER .RONDANA	1	1	1	1	1	
16	6E5-8182F-10	.WASHER .RONDANA	2	2	2	2	2	
17	6E5-8182A-10	.NUT .TUERCA	1	1	1	1	1	
18	6E5-8182K-10	.NUT .TUERCA	1	1	1	1	1	
19	6E5-81822-02-98	BRACKET, STARTING MOTOR SOPORTE DE MOTOR DE ARRANQUE	1	1	1	1	1	
20	90119-08M76	BOLT, WITH WASHER TORNILLO CON ARANDELA	2	2	2	2	2	
21	90119-08M77	BOLT, WITH WASHER TORNILLO CON ARANDELA	2	2	2	2	2	
22	90119-08M57	BOLT, WITH WASHER TORNILLO CON ARANDELA	1	1	1	1	1	
23	92990-08600	WASHER, PLATE ARANDELA PLANA	1	1	1	1	1	
24	97095-08016	BOLT PERNO	1	1	1	1	1	
25	92995-08600	WASHER ARANDELA	1	1	1	1	1	

FIG. 14 BOTTOM COWLING

CUBIERTA INFERIOR

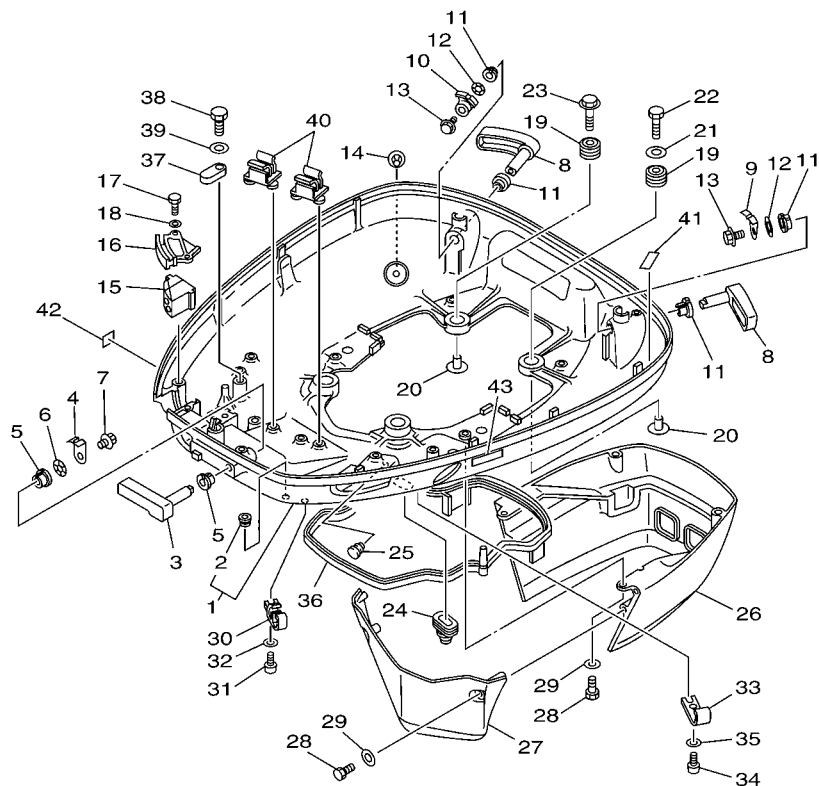


6G58200-G140

REF. NO.	PART NO. CODIGO Nº	DESCRIPTION DESCRIPCION	6G48	6G58	60H8	6K08	60J8	REMARKS OBSERVACIONES
1	6E5-W4271-43-8D	COWLING, BOTTOM CUBIERTA INFERIOR	1	1	1	1	1	
2	6H4-42748-00	.GROMMET .TAPON	1	1	1	1	1	
3	688-42815-01-4D	LEVER, CLAMP PALANCA ABRAZADERA	1	1	1	1	1	
4	688-42816-00	LEVER, CLAMP PALANCA ABRAZADERA	1	1	1	1	1	
5	90386-13M38	BUSH BUJE	2	2	2	2	2	
6	90206-13M10	WASHER, WAVE ARANDELA ONDULADA	1	1	1	1	1	
7	90119-06M09	BOLT, WITH WASHER TORNILLO CON ARANDELA	1	1	1	1	1	
8	6E5-42817-01-4D	LEVER, CLAMP PALANCA ABRAZADERA	2	2	2	2	2	
9	6G5-42816-00	LEVER, CLAMP PALANCA ABRAZADERA	1	1	1	1	1	
10	6E5-42816-01	LEVER, CLAMP PALANCA ABRAZADERA	1	1	1	1	1	
11	90386-13M38	BUSH BUJE	4	4	4	4	4	
12	90206-13M10	WASHER, WAVE ARANDELA ONDULADA	2	2	2	2	2	
13	90119-06M09	BOLT, WITH WASHER TORNILLO CON ARANDELA	2	2	2	2	2	
14	6E5-44391-00	NIPPLE, HOSE NIPLE MANGUERA	1	1	1	1	1	
15	6E5-42725-00	GROMMET TAPON	1	1	1	1	1	
16	6E5-42738-01-5B	PLATE, FITTING PLACA DE AJUSTE	1	1	1	1	1	
17	97095-06016	BOLT PERNO	2	2	2	2	2	
18	92995-06600	WASHER ARANDELA	2	2	2	2	2	
19	90480-22M15	GROMMET TAPON	4	4	4	4	4	
20	90387-08M37	COLLAR ESPACIADOR	4	4	4	4	4	
21	90201-08M54	WASHER, PLATE ARANDELA PLANA	1	1	1	1	1	
22	97075-08035	BOLT PERNO	1	1	1	1	1	
23	90119-08M22	BOLT, WITH WASHER TORNILLO CON ARANDELA	3	3	3	3	3	
24	688-42726-10	GROMMET TAPON	1	1	1	1	1	
25	90480-10M36	GROMMET TAPON	1	1	1	1	1	
26	6E5-42741-01-4D	APRON MANDIL	1	1	1	1	1	
27	6E5-42771-01-4D	APRON MANDIL	1	1	1	1	1	

FIG. 14 BOTTOM COWLING

CUBIERTA INFERIOR

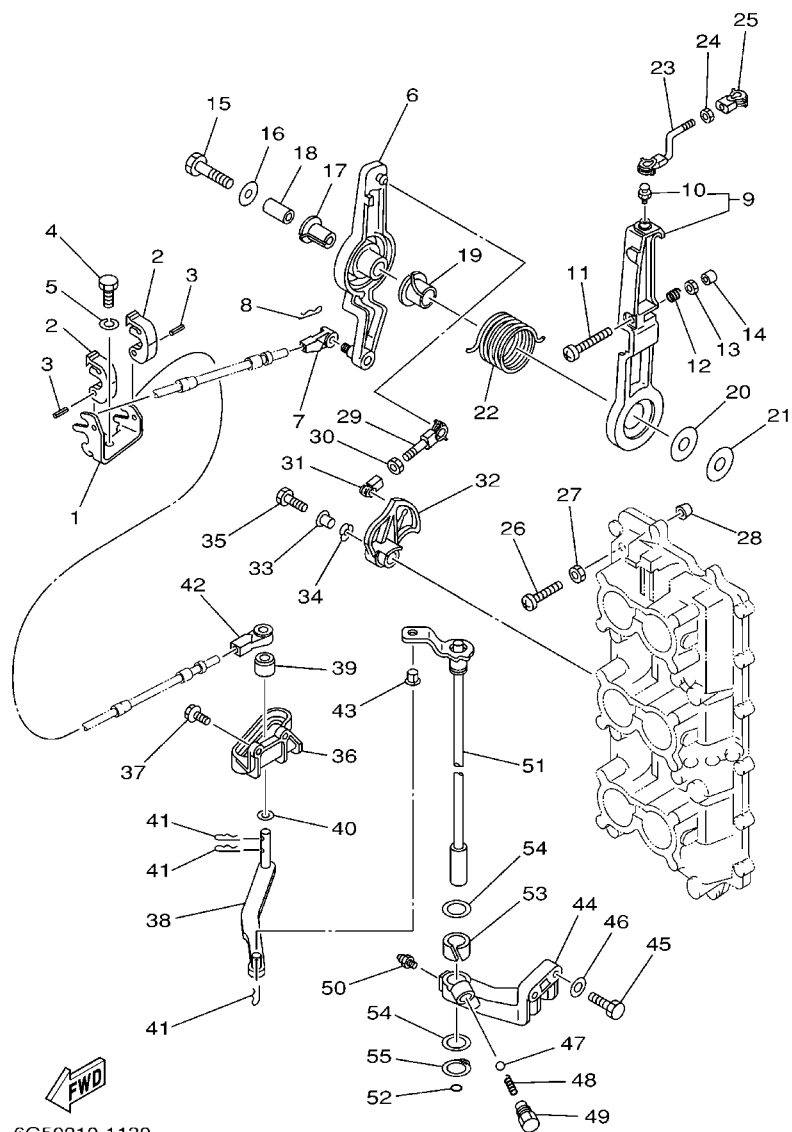


6G58200-G140

REF. NO.	PART NO. CODIGO N°	DESCRIPTION DESCRIPCION	6G48	6G58	60H8	6K08	60J8	REMARKS OBSERVACIONES
28	97095-06020	BOLT PERNO	6	6	6	6	6	
29	92995-06600	WASHER ARANDELA	6	6	6	6	6	
30	6E5-24367-01	CLAMP, FUEL PIPE 2 GRAMPA DE TUBO DE COMBUST.2	2	2	2	2	2	
31	90157-06M01	SCREW, PAN HEAD TORNILLO CABEZA CONICA PLANA	2	2	2	2	2	
32	92990-06600	WASHER, PLATE ARANDELA PLANA	2	2	2	2	2	
33	6E5-24367-10	CLAMP, FUEL PIPE 2 GRAMPA DE TUBO DE COMBUST.2	1	1	1	1	1	
34	90157-06M01	SCREW, PAN HEAD TORNILLO CABEZA CONICA PLANA	1	1	1	1	1	
35	92990-06600	WASHER, PLATE ARANDELA PLANA	1	1	1	1	1	
36	6E5-42716-10	RUBBER, SEAL 1 SELLO DE GOMA 1	1	1	1	1	1	
37	6E5-82588-00	PLATE PLACA	1	1	1	1	1	
38	97095-06020	BOLT PERNO	1	1	1	1	1	
39	92995-06600	WASHER ARANDELA	1	1	1	1	1	
40	6E5-82594-00	CLAMP GRAMPA	2	2	2	2	2	
41	6G5-42791-00	MARK 1 MARCA 1	1	1	1	1	1	CHN,BLZ,CAR(EPA-CE/CE)
	6G5-42791-10	MARK 1 MARCA 1	1	1	1	1	1	CHN,BLZ,CAR(EPA-CE/CE)
42	6A1-28176-00	LABEL, CAUTION ETIQUETA DE PRECAUCION	1	1	1	1	1	BLZ,CAR(EPA-CE/CE)
43	6E3-8257H-00	PLATE, MARK PLACA DE MARCA	1	1	1	1	1	BLZ,CAR(EPA-CE/CE)
								BLZ,CAR(EPA-CE/CE)

FIG. 15 CONTROL

CONTROL



6G50010-1130

REF. NO.	PART NO. CODIGO Nº	DESCRIPTION DESCRIPCION	6G48	6G58	60H8	6K08	60J8	REMARKS OBSERVACIONES
1	6E5-48531-00	BRACKET, REMOTE CONTROL 1 SOPORTE DE CONTROL REMOTO	1	1	1	1	1	
2	6E5-48538-00	CLAMP, CABLE GRAMPA DE CABLE	2	2	2	2	2	
3	91690-30012	PIN, SPRING PASADOR DE RESORTE	2	2	2	2	2	
4	97095-08020	BOLT PERNO	1	1	1	1	1	
5	92995-08100	WASHER ARANDELA	1	1	1	1	1	
6	61H-41632-02-1S	LEVER, MAGNETO CONTROL PALANCA DE CONTROL DE MAGNETO	1	1	1	1	1	
7	6E5-48344-00	CABLE END, REMOTE CONTROL BASE CONTROL	1	1	1	1	1	
8	90468-18008	CLIP PRESILLA	1	1	1	1	1	
9	6G5-41631-01-1S	LEVER, MAGNETO CONTROL PALANCA DE CONTROL DE MAGNETO	1	1	1	1	1	
10	663-85518-00	JOINT, BALL CONECTOR	1	1	1	1	1	
11	90157-06013	SCREW, PAN HEAD TORNILLO CABEZA CONICA PLANA	1	1	1	1	1	
12	90501-16M12	SPRING, COMPRESSION RESORTE DE COMPRESION	1	1	1	1	1	
13	95303-06600	NUT TUERCA	1	1	1	1	1	
14	688-44194-00	CAP TAPA	1	1	1	1	1	
15	97013-08045	BOLT PERNO	1	1	1	1	1	
16	90201-08M23	WASHER, PLATE ARANDELA PLANA	1	1	1	1	1	
17	90386-12089	BUSH BUJE	1	1	1	1	1	
18	90387-08M16	COLLAR ESPACIADOR	1	1	1	1	1	
19	90386-22M13	BUSH BUJE	1	1	1	1	1	
20	90202-12092	WASHER, PLATE ARANDELA DE PLANA	1	1	1	1	1	
21	90201-08M13	WASHER, PLATE ARANDELA PLANA	1	1	1	1	1	
22	90508-29M12	SPRING, TORSION RESORTE DE TORSION	1	1	1	1	1	
23	6G5-41636-01	ROD, MAGNETO CONTROL VARILLA DE CONTROL MAGNETO	1	1	1	1	1	
24	95380-05600	NUT TUERCA	1	1	1	1	1	
25	662-41237-01	JOINT, LINK CONECTOR	1	1	1	1	1	
26	90157-06M00	SCREW, PAN HEAD TORNILLO CABEZA CONICA PLANA	1	1	1	1	1	
27	95303-06600	NUT TUERCA	1	1	1	1	1	

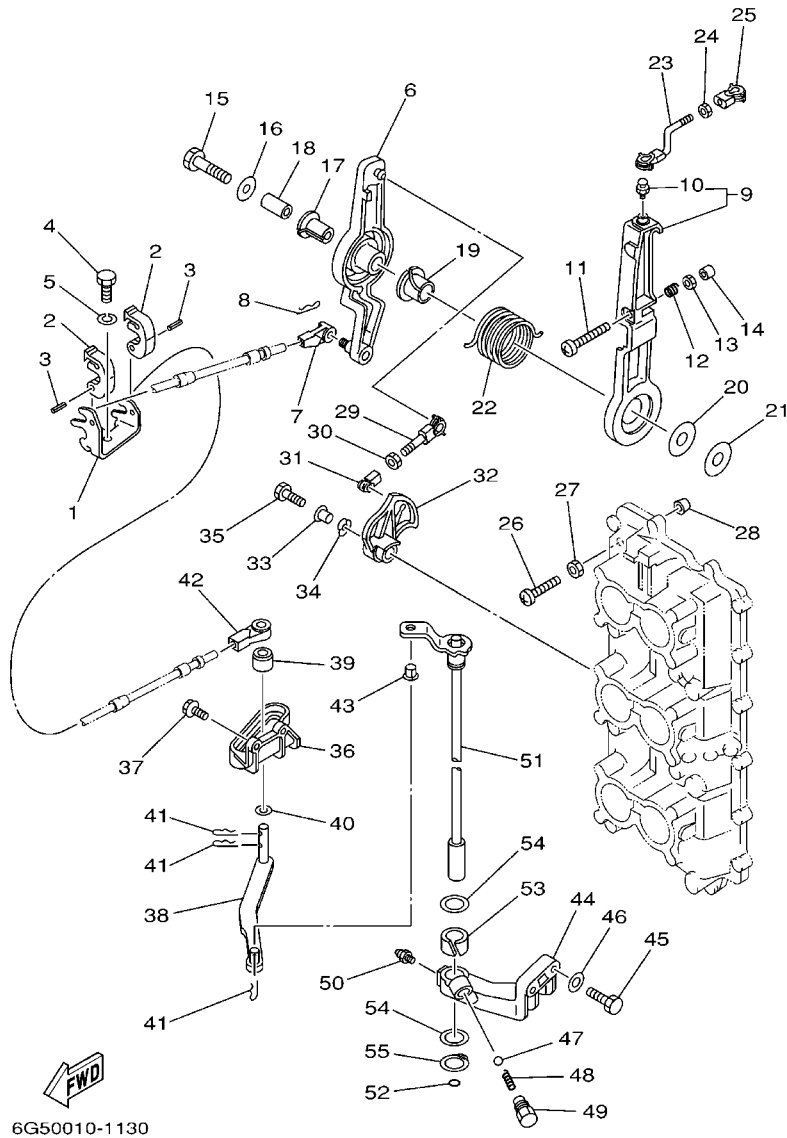
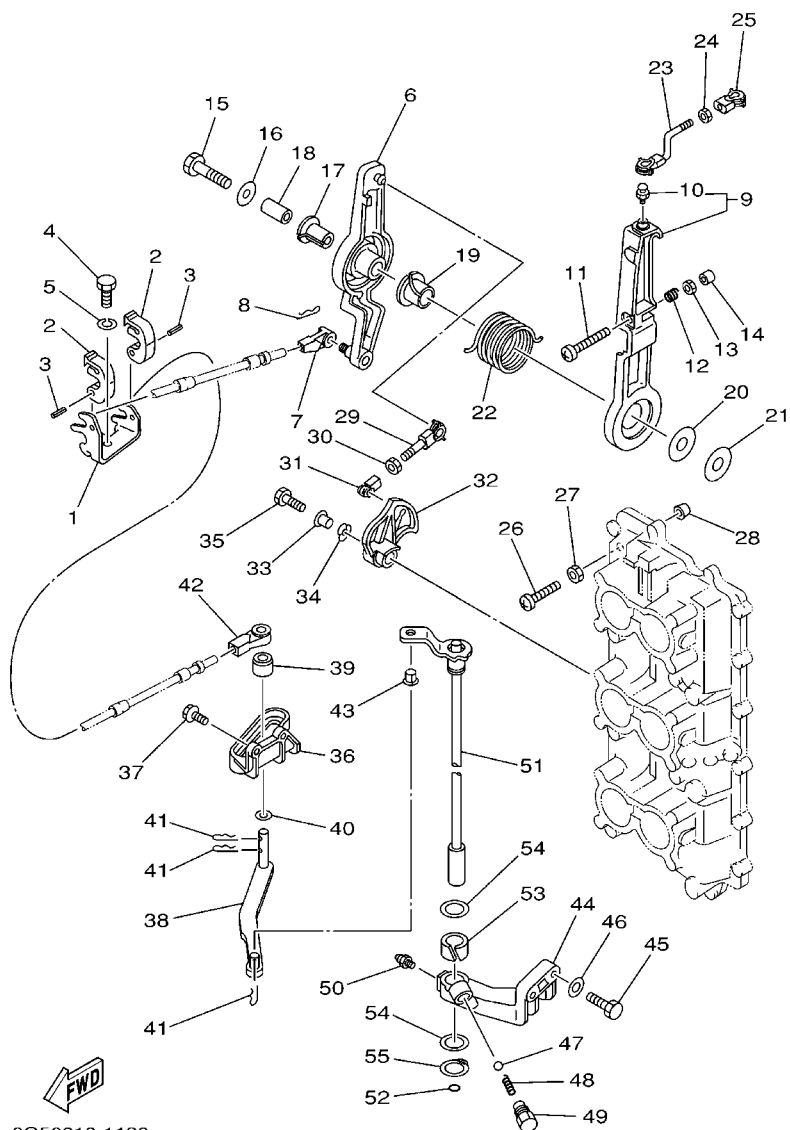


FIG. 15 CONTROL

CONTROL

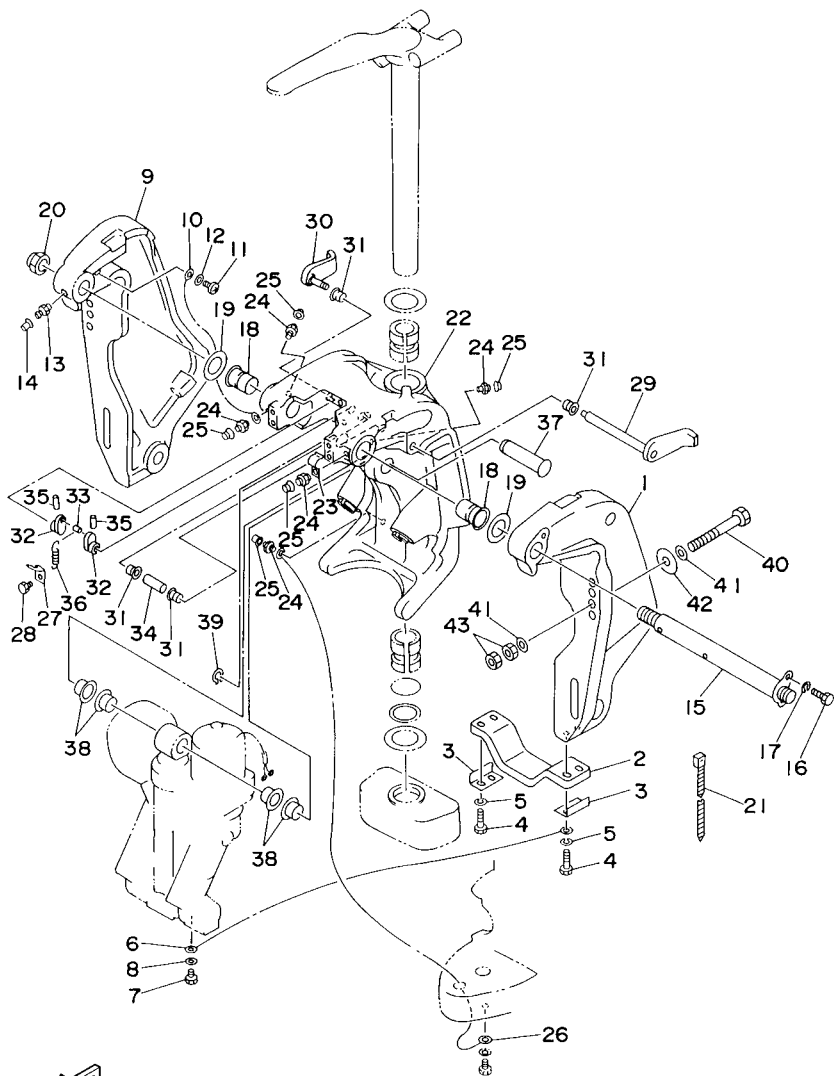
REF. NO.	PART NO. CODIGO Nº	DESCRIPTION DESCRIPCION	6G48	6G58	60H8	6K08	60J8	REMARKS OBSERVACIONES
28	688-44194-00	CAP TAPA	1	1	1	1	1	
29	6G5-41211-01	LINK, ACCEL. ESLABON, ACELERADOR	1	1	1	1	1	
30	95380-05600	NUT TUERCA	1	1	1	1	1	
31	662-41237-01	JOINT, LINK CONECTOR	1	1	1	1	1	
32	6G5-41213-00	CAM, ACCEL. LEVA ACELERADOR	1	1	1	1	1	
33	90387-06M29	COLLAR ESPACIADOR	1	1	1	1	1	
34	90206-10M04	WASHER, WAVE ARANDELA ONDULADA	1	1	1	1	1	
35	97095-06025	BOLT PERNO	1	1	1	1	1	
36	6E5-44117-00-1S	BRACKET SOPORTE	1	1	1	1	1	
37	90119-06MA2	BOLT, WITH WASHER TORNILLO CON ARANDELA	2	2	2	2	2	
38	68F-44121-00	LEVER, SHIFT ROD PALANCA VARILLA CAMBIOS	1	1	1	1	1	
39	6E5-44122-00	BUSHING, SHIFT ROD LEVER BUJE PALANCA VARILLA DE CAMBIO	1	1	1	1	1	
40	90202-08M20	WASHER, PLATE ARANDELA DE PLANA	1	1	1	1	1	
41	90468-18008	CLIP PRESILLA	3	3	3	3	3	
42	6E5-48344-00	CABLE END, REMOTE CONTROL BASE CONTROL	1	1	1	1	1	
43	90386-06M12	BUSH BUJE	1	1	1	1	1	
44	6E5-44118-01-94	BRACKET SOPORTE	1	1	1	1	1	
45	97013-08030	BOLT PERNO	2	2	2	2	2	
46	92903-08600	WASHER, PLATE RONDANA SENCILLA	2	2	2	2	2	
47	93501-04M02	BALL BOLA	1	1	1	1	1	
48	90501-12082	SPRING, COMPRESSION RESORTE DE COMPRESION	1	1	1	1	1	
49	648-42715-00	BUSHING BUJE	1	1	1	1	1	
50	93700-06M03	NIPPLE, GREASE BOQUILLA DE ENGRASAR	1	1	1	1	1	
51	6E5-44120-03	HANDLE GEAR SHIFT ASSY MANIJA DE CAMBIO COMPL	1	1	1			L(20.3") L(20.3")
	6E5-44120-23	HANDLE GEAR SHIFT ASSY MANIJA DE CAMBIO COMPL	1	1	1	1	1	X(25.3") X(25.3")
52	93210-09165	O-RING ANILLO O	1	1	1	1	1	
53	90386-16M66	BUSH BUJE	1	1	1	1	1	

FIG. 15 CONTROL**CONTROL**

REF. NO.	PART NO. CODIGO Nº	DESCRIPTION DESCRIPCION	6G48	6G58	60H8	6K08	60J8	REMARKS OBSERVACIONES
54	90202-16061	WASHER, PLATE ARANDELA DE PLANA	2	2	2	2	2	
55	93410-16006	CIRCLIP SEGURO	1	1	1	1	1	

FIG. 16 BRACKET 1

SOPORTE 1



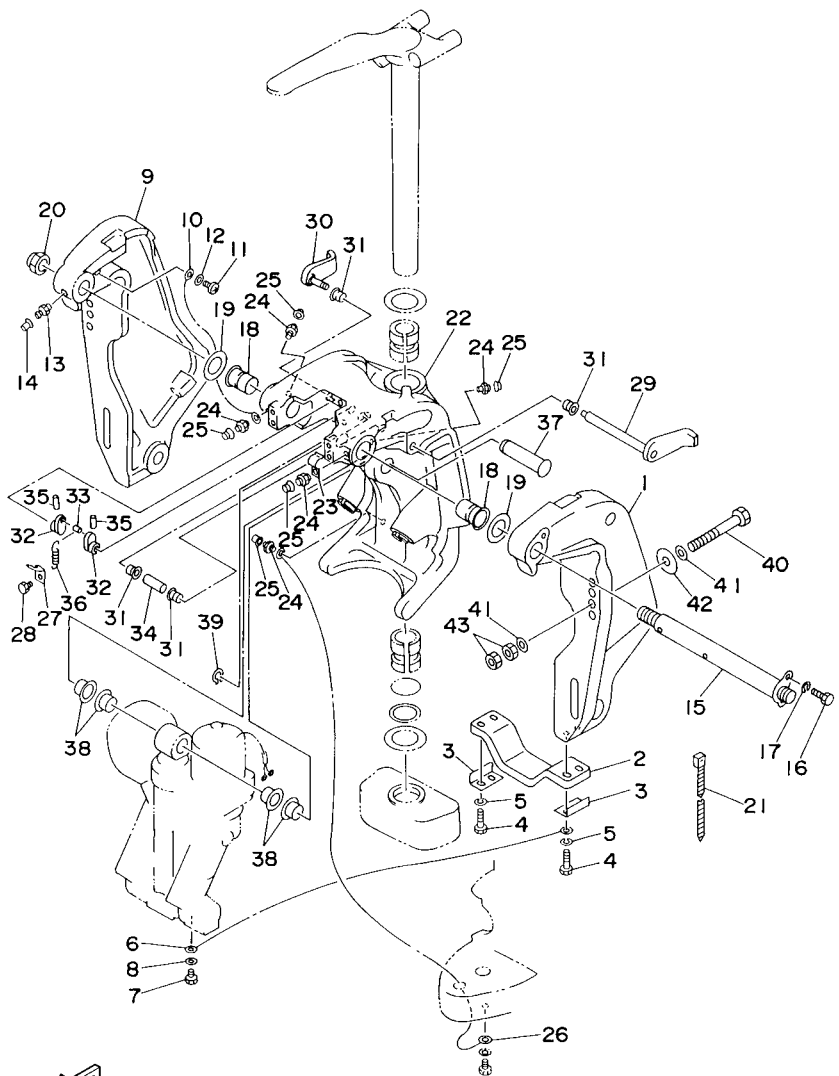
6N60010-7160

REF. NO.	PART NO. CODIGO Nº	DESCRIPTION DESCRIPCION	6G48	6G58	60H8	6K08	60J8	REMARKS OBSERVACIONES
1	64E-43111-02-8D	BRACKET, CLAMP 1 SOPORTE DE LA ABRAZADERA 1	1	1	1	1	1	
2	6G5-45251-02	ANODE CATODE	1	1	1	1	1	
3	6G5-44526-00	PLATE PLACA 1	2	2	2	2	2	
4	97095-06030	BOLT PERNO	4	4	4	4	4	
5	92995-06100	WASHER, SPRING ARANDELA	4	4	4	4	4	
6	6E5-82148-00	WIRE, LEAD 4 CABLE CONDUCTOR 4	1	1	1	1	1	
7	97095-06010	BOLT PERNO	1	1	1	1	1	
8	92995-06600	WASHER ARANDELA	1	1	1	1	1	
9	64E-43112-02-8D	BRACKET, CLAMP 2 SOPORTE DE LA ABRAZADERA 2	1	1	1	1	1	
10	6E5-82148-00	WIRE, LEAD 4 CABLE CONDUCTOR 4	1	1	1	1	1	
11	97885-06012	SCREW, PAN HEAD TORNILLO A MUESCA	1	1	1	1	1	
12	92995-06600	WASHER ARANDELA	1	1	1	1	1	
13	93700-06M03	NIPPLE, GREASE BOQUILLA DE ENGRASAR	1	1	1	1	1	
14	663-45119-00	CAP, GREASE NIPPLE TAPA DE GRASERA	1	1	1	1	1	AP AP
15	64E-43131-01	BOLT, CLAMP BRACKET TORNILLO DE ABRAZADERA DEL SOP	1	1	1	1	1	
16	97095-08020	BOLT PERNO	1	1	1	1	1	
17	92995-08100	WASHER ARANDELA	1	1	1	1	1	
18	90386-25M31	BUSH BUJE	2	2	2	2	2	
19	90201-26M59	WASHER, PLATE ARANDELA PLANA	2	2	2	2	2	
20	90185-22M11	NUT, SELF-LOCKING TUERCA AUTOBLOCANTE	1	1	1	1	1	
21	90465-11M10	CLAMP BRIDA	1	1	1	1	1	
22	64E-43311-10-8D	BRACKET, SWIVEL 1 SOPORTE GIRATORIO 1	1	1	1			L(20.3") L(20.3")
	64E-43311-20-8D	BRACKET, SWIVEL 1 SOPORTE GIRATORIO 1	1	1	1	1	1	X(25.3") X(25.3")
23	90465-08M63	CLAMP BRIDA	1	1	1	1	1	
24	93700-06M03	NIPPLE, GREASE BOQUILLA DE ENGRASAR	5	5	5	5	5	
25	663-45119-00	CAP, GREASE NIPPLE TAPA DE GRASERA	5	5	5	5	5	AP AP
26	6E5-82147-00	WIRE, LEAD 4 CABLE CONDUCTOR 4	1	1	1			L(20.3") L(20.3")

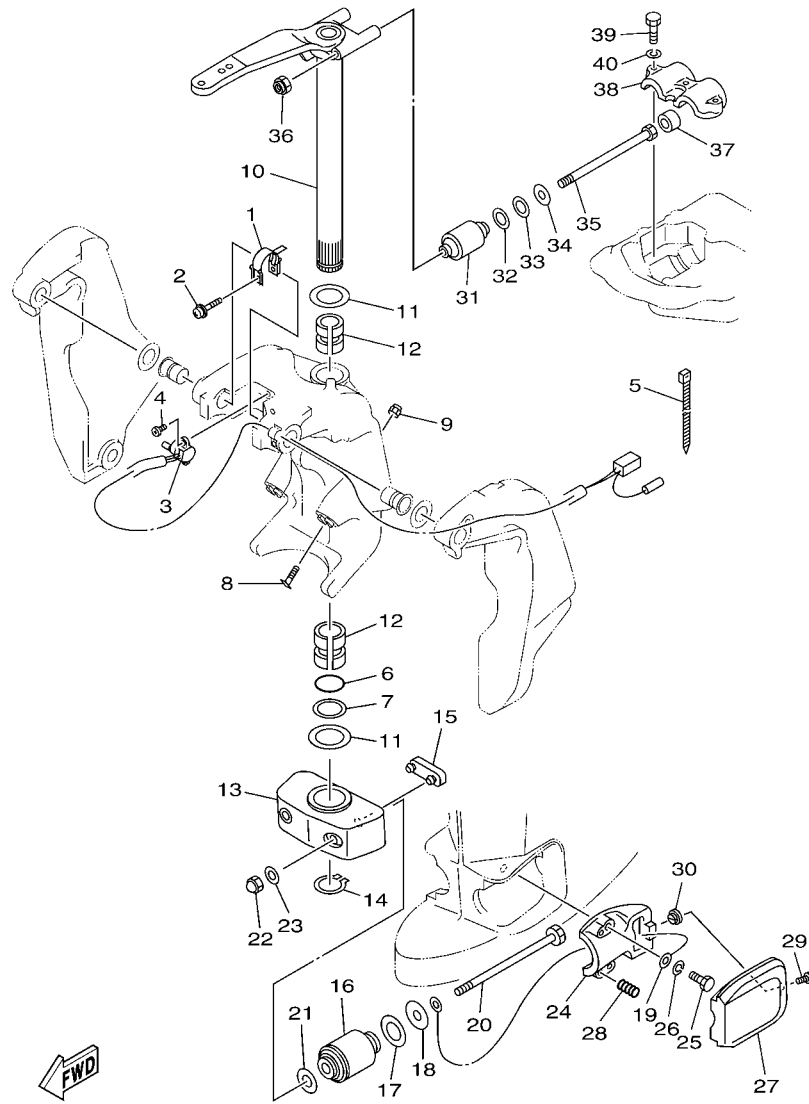
FIG. 16 BRACKET 1

SOPORTE 1

REF. NO.	PART NO. CODIGO Nº	DESCRIPTION DESCRIPCION	6G48	6G58	60H8	6K08	60J8	REMARKS OBSERVACIONES
26	6E5-82147-20	WIRE, LEAD 4 CABLE CONDUCTOR 4	1	1	1	1	1	X(25.3") X(25.3")
27	6G5-43144-00	HOOK, SPRING GANCHO	1	1	1	1	1	
28	97095-06010	BOLT PERNO	1	1	1	1	1	
29	6G5-43181-02	LEVER, TILT STOP PALANCA TOPE INCLINACION	1	1	1	1	1	
30	6G5-43185-02	LEVER, TILT STOP PALANCA TOPE INCLINACION	1	1	1	1	1	
31	90386-10M16	BUSH BUJE	4	4	4	4	4	
32	6G5-43148-00	COLLAR, DISTANCE COLLAR	2	2	2	2	2	
33	90249-06M19	PIN PASADOR	1	1	1	1	1	
34	90387-10M05	COLLAR ESPACIADOR	1	1	1	1	1	
35	91690-30020	PIN, SPRING PASADOR DE RESORTE	2	2	2	2	2	
36	90506-14M24	SPRING, TENSION RESORTE DE TENSION	1	1	1	1	1	
37	64E-43126-00	PIN, UPPER SHOCK MOUNT PASADOR DE AMORTIGUADOR SUPERIOR	1	1	1	1	1	
38	90386-22M98	BUSH BUJE	4	4	4	4	4	
39	93410-22M11	CIRCLIP SEGURO	1	1	1	1	1	
40	90101-12M03	BOLT (L:115MM) TORNILLO (L:115MM)	4	4	4	4	4	EXCEPT FOR MDV EXCEPT FOR MDV
	90101-12M05	BOLT (L:130MM) TORNILLO (L:130MM)			4			FOR MDV FOR MDV
41	90201-13M01	WASHER, PLATE ARANDELA PLANA	8	8	8	8	8	
42	90201-12M05	WASHER, PLATE ARANDELA PLANA	4	4	4	4	4	
43	95380-12600	NUT TUERCA	8	8	8	8	8	



6N60010-7160

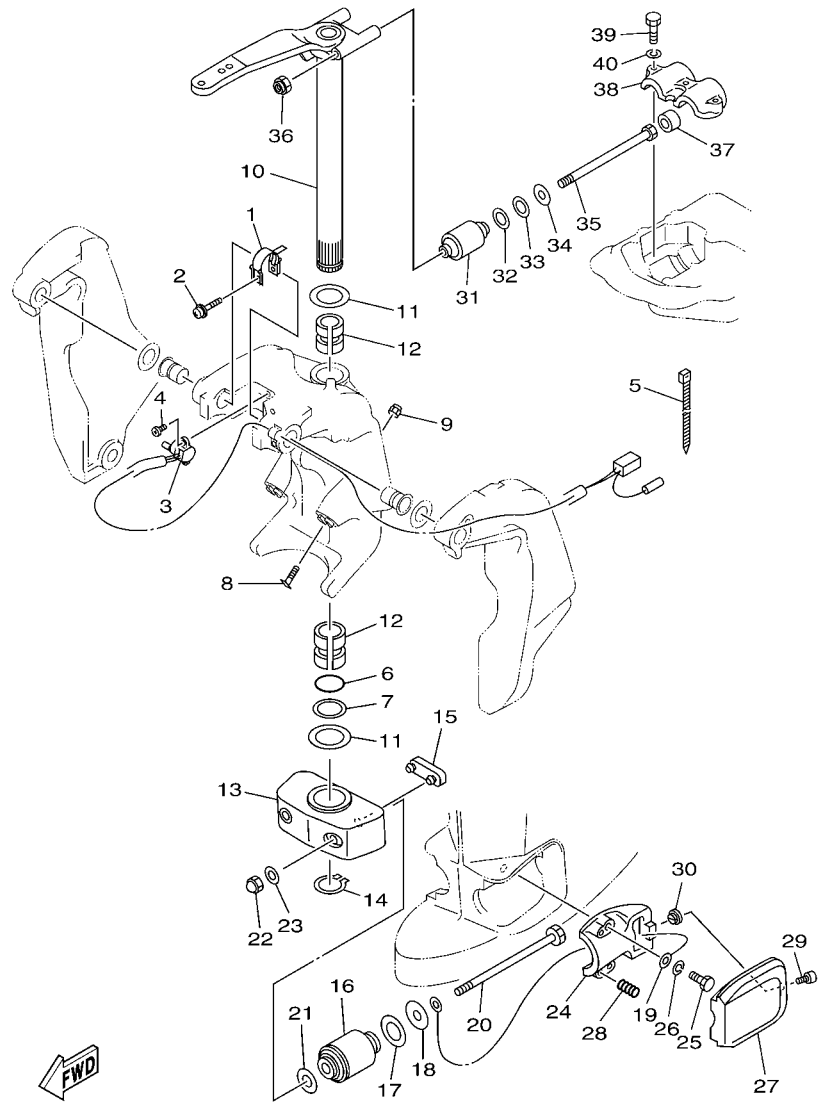


6E58200-G150

FIG. 17 BRACKET 2

SOPORTE 2

REF. NO.	PART NO. CODIGO Nº	DESCRIPTION DESCRIPCION	6G48	6G58	60H8	6K08	60J8	REMARKS OBSERVACIONES
1	64E-43139-10	CAM, TRIM SENDER LEVA TRANSMISOR DE INCLINDOR	1	1	1	1	1	
2	97980-05230	SCREW, WITH WASHER TORNILLO, CON ARANDELA	1	1	1	1	1	
3	64E-83672-02	TRIM SENDER TRANSMISOR DE INCLINADOR	1	1	1	1	1	
4	97885-06016	SCREW, PAN HEAD TORNILLO A MUESCA	2	2	2	2	2	
5	90465-11M10	CLAMP BRIDA	3	3	3	3	3	
6	93210-37MH7	O-RING ANILLO O	1	1	1	1	1	
7	90202-40M47	WASHER, PLATE ARANDELA DE PLANA	1	1	1	1	1	
8	61A-43376-00	BOLT, THRUST RECEIVER TORNILLO RECEPTOR	2	2	2	2	2	
9	95780-10300	NUT, FLANGE TUERCA	2	2	2	2	2	
10	6E5-42510-05-8D	STEERING BRACKET ASSY SOPORTE DIRECCION COMPL.	1	1	1			L(20.3")
	6E5-42510-25-8D	STEERING BRACKET ASSY SOPORTE DIRECCION COMPL.	1	1	1	1	1	L(20.3") X(25.3") X(25.3")
11	90201-38M60	WASHER, PLATE ARANDELA PLANA	2	2	2	2	2	
12	90386-38M32	BUSH BUJE	2	2	2	2	2	
13	6G5-44551-01-8D	HOUSING, LOWER MOUNT RUBBER CAJA AMORTIGUADOR INFERIOR HU	1	1	1	1	1	
14	93410-37M04	CIRCLIP SEGURO	1	1	1	1	1	
15	6E5-44575-00	DAMPER, LOWER MOUNT RUBBER AMORTIGUADOR INFERIOR	1	1	1	1	1	
16	6J9-44555-00-94	MOUNT DAMPER, LOWER SIDE AMORTIGUADOR DE HULE LADO INFE	2	2	2	2	2	
17	90202-32M19	WASHER, PLATE ARANDELA DE PLANA	2	2	2	2	2	
18	90201-16M55	WASHER, PLATE ARANDELA PLANA	2	2	2	2	2	
19	6E5-82149-00	WIRE, LEAD 3 CABLE CONDUCTOR 3	1	1	1	1	1	
20	90109-14M34	BOLT PERNO	2	2	2	2	2	
21	90201-15M58	WASHER, PLATE ARANDELA PLANA	2	2	2	2	2	
22	95380-14800	NUT TUERCA	2	2	2	2	2	
23	92995-14600	WASHER ARANDELA	2	2	2	2	2	
24	6E5-44552-01-94	HOUSING, LOWER MOUNT RUBBER CAJA AMORTIGUADOR INFERIOR HU	2	2	2	2	2	
25	97095-10045	BOLT PERNO	4	4	4	4	4	
26	92995-10100	WASHER ARANDELA	4	4	4	4	4	

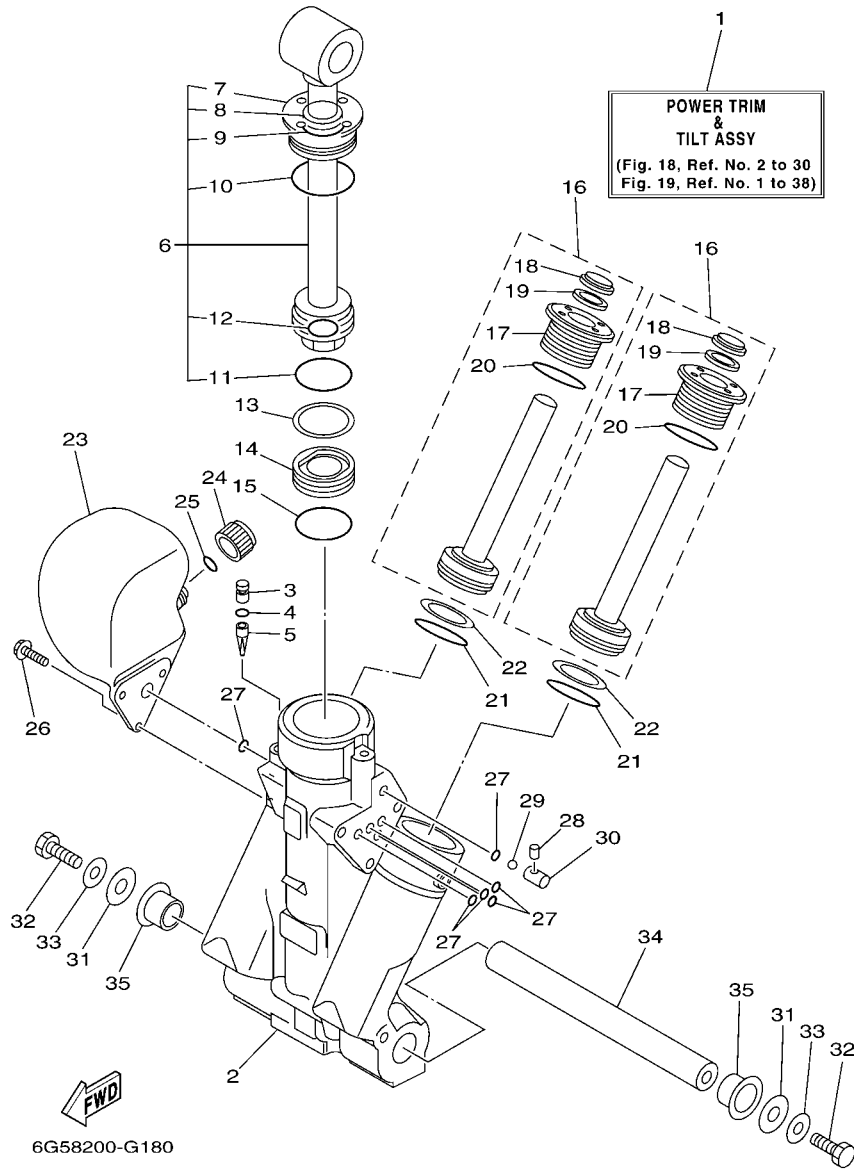


6E58200-G150

FIG. 17 BRACKET 2

SOPORTE 2

REF. NO.	PART NO. CODIGO Nº	DESCRIPTION DESCRIPCION	6G46	6G58	60H8	6K08	60J8	REMARKS OBSERVACIONES
27	6E5-44553-01-8D	COVER, LOWER MOUNT CUBIERTA, AMORTIGUADOR INFERIOR	2	2	2	2	2	
28	90501-16M28	SPRING, COMPRESSION RESORTE DE COMPRESION	4	4	4	4	4	
29	97885-06016	SCREW, PAN HEAD TORNILLO A MUESCA	2	2	2	2	2	
30	90179-06066	NUT TUERCA	2	2	2	2	2	
31	6J9-44514-00-94	MOUNT DAMPER, UPPER SIDE AMORTIGUADOR LADO SUPERIOR	2	2	2	2	2	
32	90201-26M57	WASHER, PLATE ARANDELA PLANA	2	2	2	2	2	
33	90202-26M18	WASHER, PLATE ARANDELA DE PLANA	2	2	2	2	2	
34	90201-14M56	WASHER, PLATE ARANDELA PLANA	2	2	2	2	2	
35	90109-12007	BOLT PERNO	2	2	2	2	2	
36	90185-12M12	NUT, SELF-LOCKING TUERCA AUTOBLOCANTE	2	2	2	2	2	
37	663-44575-00	DAMPER, LOWER MOUNT RUBBER AMORTIGUADOR INFERIOR	2	2	2	2	2	
38	6E5-44511-00-5B	COVER, UPPER MOUNT CUBIERTA AMORTIGUADOR SUPERIOR	1	1	1	1	1	
39	97095-10045	BOLT PERNO	3	3	3	3	3	
40	92995-10100	WASHER ARANDELA	3	3	3	3	3	



6G58200-G180

FIG. 18 POWER TRIM & TILT ASSY 1 COMPONER Y PODER VARILLA 1

REF. NO.	PART NO. CODIGO N°	DESCRIPTION DESCRIPCION	6G48	6G58	60H8	6K08	60J8	REMARKS OBSERVACIONES
1	64E-43800-04-4D	POWER TRIM & TILT ASSY ELEVADOR HIDRAULICO COMPL.	1	1	1	1	1	
2	64E-43825-02	HOUSING, TRIM & TILT CAJA INCLINACION Y ADRNO	1	1	1	1	1	
3	64E-4388J-00	PLUG 2 TAPON 2	1	1	1	1	1	
4	93210-10M74	O-RING ANILLO O	1	1	1	1	1	
5	64E-43817-00	FILTER 2 FIELTRO 2	1	1	1	1	1	
6	64E-43810-01	TILT PISTON SUB ASSY ELEVADOR SUB-PISTON COMPL.	1	1	1	1	1	
7	64E-43811-01	.SCREW, CYLINDER END .TORNILLO CILINDRO EXTREMO	1	1	1	1	1	
8	64E-43898-00	.SEAL ,DUST 2 .SELLO ANTIPOLVO	1	1	1	1	1	
9	64E-43867-00	.O-RING .ANILLO EN O 7	1	1	1	1	1	
10	64E-43866-00	.O-RING .ANILLO EN O 6	1	1	1	1	1	
11	6E5-43862-00	.O-RING .ANILLO EN O 2	1	1	1	1	1	
12	64E-43883-00	.O-RING .ANILLO EN O 10	1	1	1	1	1	
13	6E5-43872-00	RING, BACK UP ANILLO	1	1	1	1	1	
14	6E5-43814-02	PISTON, FREE PISTON LIBRE	1	1	1	1	1	
15	6E5-43862-00	O-RING ANILLO EN O 2	1	1	1	1	1	
16	64E-43820-01	TRIM PISTON SUB ASSY ELEVADOR PISTON COMPL.	2	2	2	2	2	
17	64E-43821-01	.SCREW, TRIM CYLINDER END .TORNILLO CILINDURO EXTREMO	1	1	1	1	1	
18	64E-43822-00	.SEAL, TRIM DUST .SELLO DE POLVO	1	1	1	1	1	
19	64E-4384J-00	.SEAL, TRIM DOWN .SELLO	1	1	1	1	1	
20	6G5-43864-00	.O-RING .ANILLO EN O 4	1	1	1	1	1	
21	6E5-43864-00	O-RING ANILLO EN O 4	2	2	2	2	2	
22	6E5-43874-01	RING, BACK UP ANILLO	2	2	2	2	2	
23	64E-43828-00	BODY, RESERVOIR CUERPO DEPOSITO	1	1	1	1	1	
24	64E-43829-00	PLUG, RESERVOIR TAPON DEPOSITO	1	1	1	1	1	
25	64E-43897-00	O-RING ANILLO EN O	1	1	1	1	1	
26	64E-4388E-00	BOLT ,SCREW (L:14MM) PERNO (L:14MM)	3	3	3	3	3	
27	64E-43869-00	O-RING ANILLO EN O 9	6	6	6	6	6	

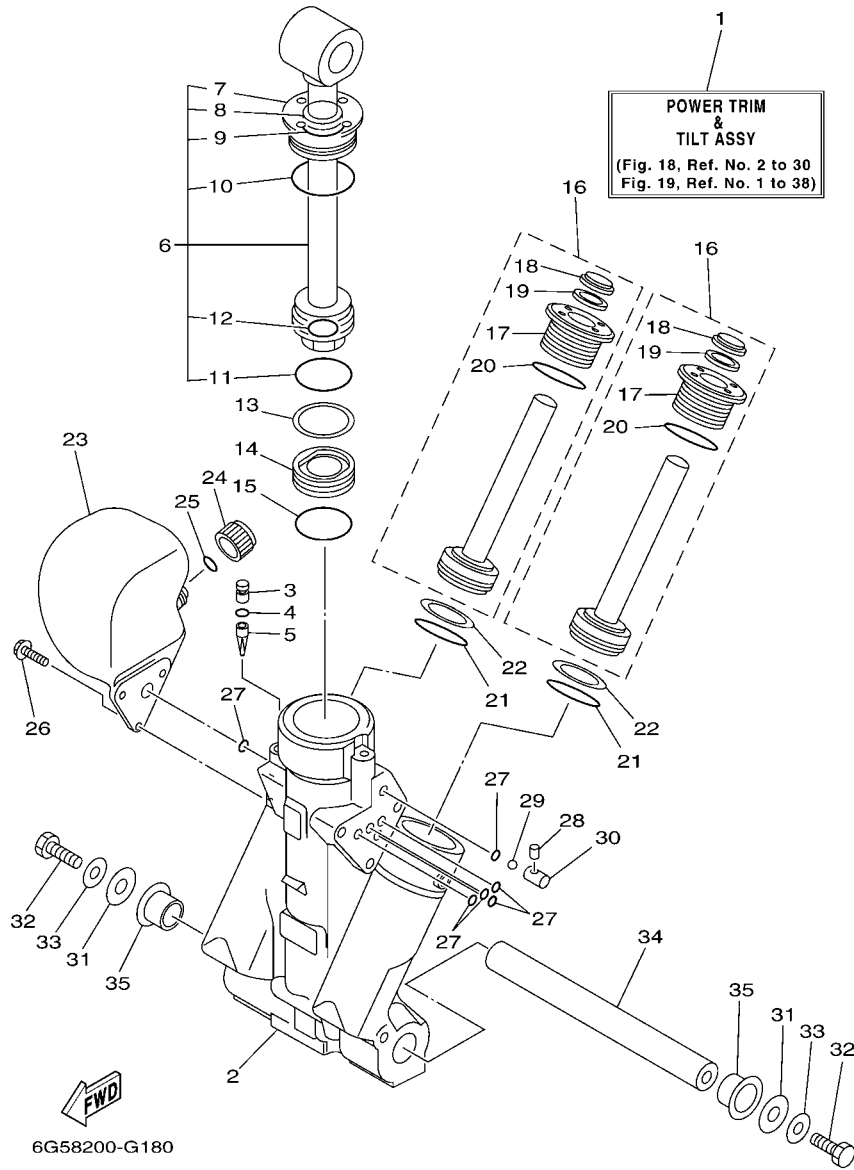
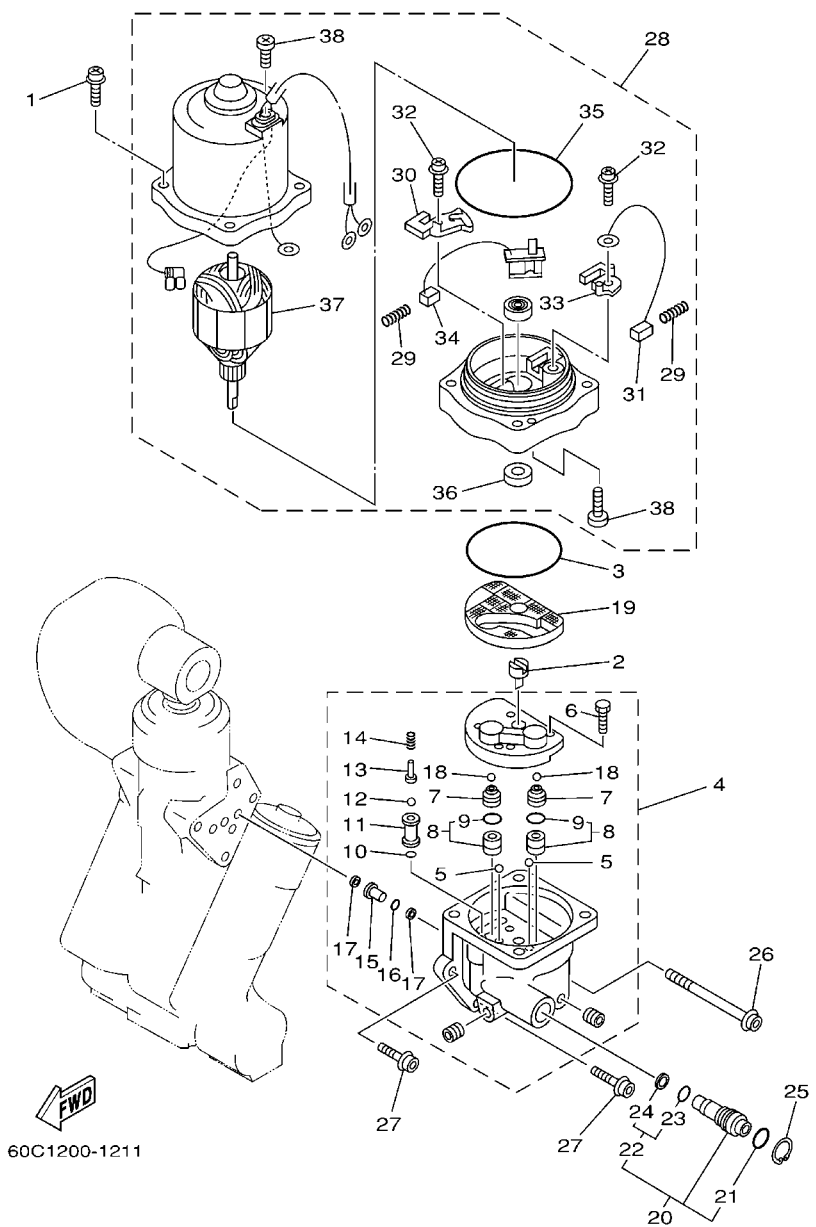


FIG. 18 POWER TRIM & TILT ASSY 1 COMPONER Y PODER VARILLA 1

REF. NO.	PART NO. CODIGO Nº	DESCRIPTION DESCRIPCION	6G48	6G58	60H8	6K08	60J8	REMARKS OBSERVACIONES
28	64E-4381G-00	PIN PASADOR 1	1	1	1	1	1	
29	6E5-43858-00	BALL ESFERA	1	1	1	1	1	
30	64E-4382G-00	VALVE, SEAT JUEGO ASIENTO VALVULA	1	1	1	1	1	
31	90201-10060	WASHER, PLATE ARANDELA PLANA	2	2	2	2	2	
32	97075-10030	BOLT PERNO	2	2	2	2	2	
33	92995-10600	WASHER ARANDELA	2	2	2	2	2	
34	6BC-43818-00	PIN, LOWER SHOCK MOUNT PASADOR AMORTIGUADOR INFERIOR	1	1	1	1	1	
35	90386-22M98	BUSH BUJE	2	2	2	2	2	

FIG. 19 POWER TRIM & TILT ASSY 2

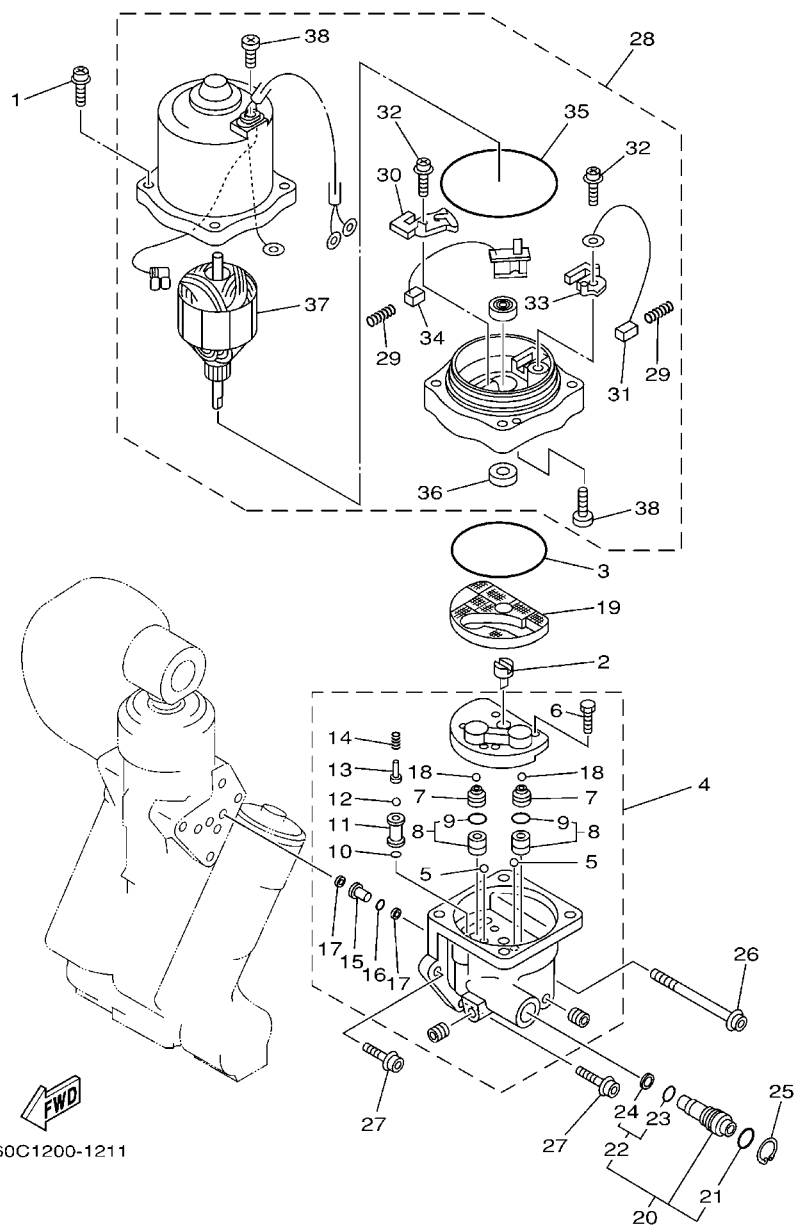
COMPONER Y PODER VARILLA 2



REF. NO.	PART NO. CODIGO N°	DESCRIPTION DESCRIPCION	6G48	6G58	60H8	6K08	60J8	REMARKS OBSERVACIONES
1	64E-4388E-10	BOLT ,SCREW (L:34.7MM) PERNO (L:34.7MM)	4	4	4	4	4	
2	64E-43831-00	CONNECTOR, SHAFT CONEXION EJE	1	1	1	1	1	
3	64E-43868-00	O-RING ANILLO EN O 8	1	1	1	1	1	
4	64E-43830-00	GEAR PUMP ASSY ENGRANAJE BOMBA COMPL.	1	1	1	1	1	
5	72X-43858-00	.BALL .ESFERA	2	2	2	2	2	
6	64E-43843-00	.SCREW, VALVE LOCK .TORNILLO	4	4	4	4	4	
7	64E-43841-00	.PISTON, SHUTTLE .PISTON	2	2	2	2	2	
8	64E-43802-00	.VALVE SUB ASSY .VALVULA PRINCIPAL COMPL.	2	2	2	2	2	
9	6E5-43896-00	..O-RING ..ANILLO EN O	1	1	1	1	1	
10	6G5-43863-00	.O-RING .ANILLO EN O 3	1	1	1	1	1	
11	64E-43851-00	.SEAT, RELIEF VALVE .ASIENTO VALVULA DE DESCARGA	1	1	1	1	1	
12	64E-43858-00	.BALL .ESFERA	1	1	1	1	1	
13	64E-43859-00	.PIN, VALVE SUPPORT .PASADOR VALVULA SOPORTE	1	1	1	1	1	
14	64E-43855-00	.SPRING, UP RELIEF .RESORTE SEGURIDAD SUPERIOR	1	1	1	1	1	
15	64E-43850-00	.VALVE SUB ASSY .VALVULA COMPL	1	1	1	1	1	
16	64E-43865-00	.O-RING .ANILLO EN O 5	1	1	1	1	1	
17	64E-43816-00	.FILTER 1 .FIELTRO 1	2	2	2	2	2	
18	64E-43858-00	.BALL .ESFERA	2	2	2	2	2	
19	64E-43817-10	FILTER 2 FIELTRO 2	1	1	1	1	1	
20	64E-43860-00	MANUAL VALVE SUB-ASSY VALVULA SUB-COMPL.	1	1	1	1	1	
21	72X-85075-L0	.O-RING .ANILLO EN O 5	1	1	1	1	1	
22	64E-43827-00	.RING SET .ESFERA	1	1	1	1	1	
23	64E-4387A-00	..O-RING ..ANILLO O	1	1	1	1	1	
24	64E-43873-00	..RING, BACK UP ..ANILLO	1	1	1	1	1	
25	64E-43875-00	RING, SNAP ANILLO	1	1	1	1	1	
26	64E-43879-10	SCREW, WITH WASHER TORNILLO CON RONDANA	1	1	1	1	1	
27	64E-43879-00	SCREW, WITH WASHER TORNILLO CON RONDANA	2	2	2	2	2	

FIG. 19 POWER TRIM & TILT ASSY 2

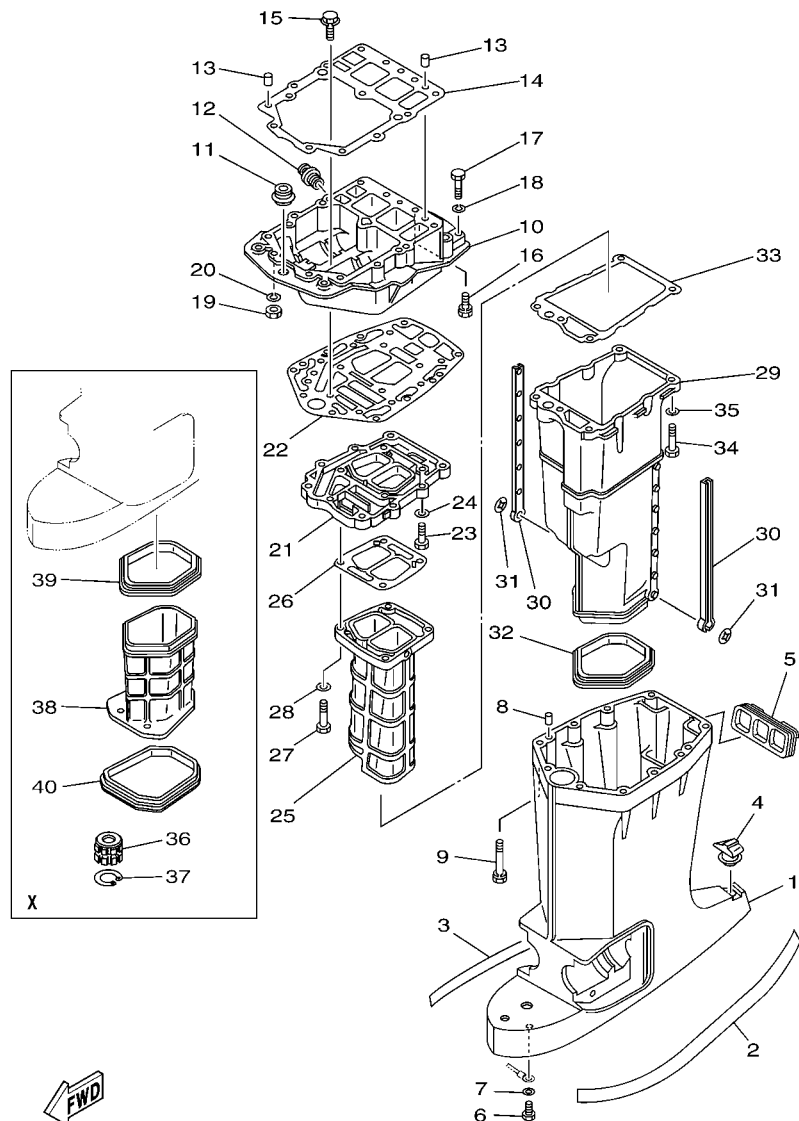
COMPONER Y PODER VARILLA 2



REF. NO.	PART NO. CODIGO Nº	DESCRIPTION DESCRIPCION	6G48	6G58	60H8	6K08	60J8	REMARKS OBSERVACIONES
28	64E-43880-02	MOTOR ASSY MOTOR COMPL.	1	1	1	1	1	
29	6H1-4386K-10	.SPRING, BRUSH .RESORTE, ESCOBILLA	2	2	2	2	2	
30	64E-4380J-00	.HOLDER, BRUSH .PORTAESCOBILLA	1	1	1	1	1	
31	64E-43891-00	.BRUSH 1 .ESCOBILLA 1	1	1	1	1	1	
32	97607-04310	.SCREW, WITH WASHER .TORNILLO CAB CON PLANA C/ARAN	2	2	2	2	2	
33	64E-4380F-00	.HOLDER, BRUSH 2 .PORTAESCOBILLA 2	1	1	1	1	1	
34	64E-43892-00	.BRUSH 2 .ESCOBILLA 2	1	1	1	1	1	
35	6G5-43865-00	.O-RING .ANILLO EN O 5	1	1	1	1	1	
36	93102-08M43	.OIL SEAL .SELLO ACEITE	1	1	1	1	1	
37	64E-43805-00	.ARMATURE ASSY .INDUCIDO COMPL.	1	1	1	1	1	
38	64E-43843-10	.SCREW, VALVE LOCK .TORNILLO	3	3	3	3	3	

FIG. 20 UPPER CASING

FUNDA SUPERIOR

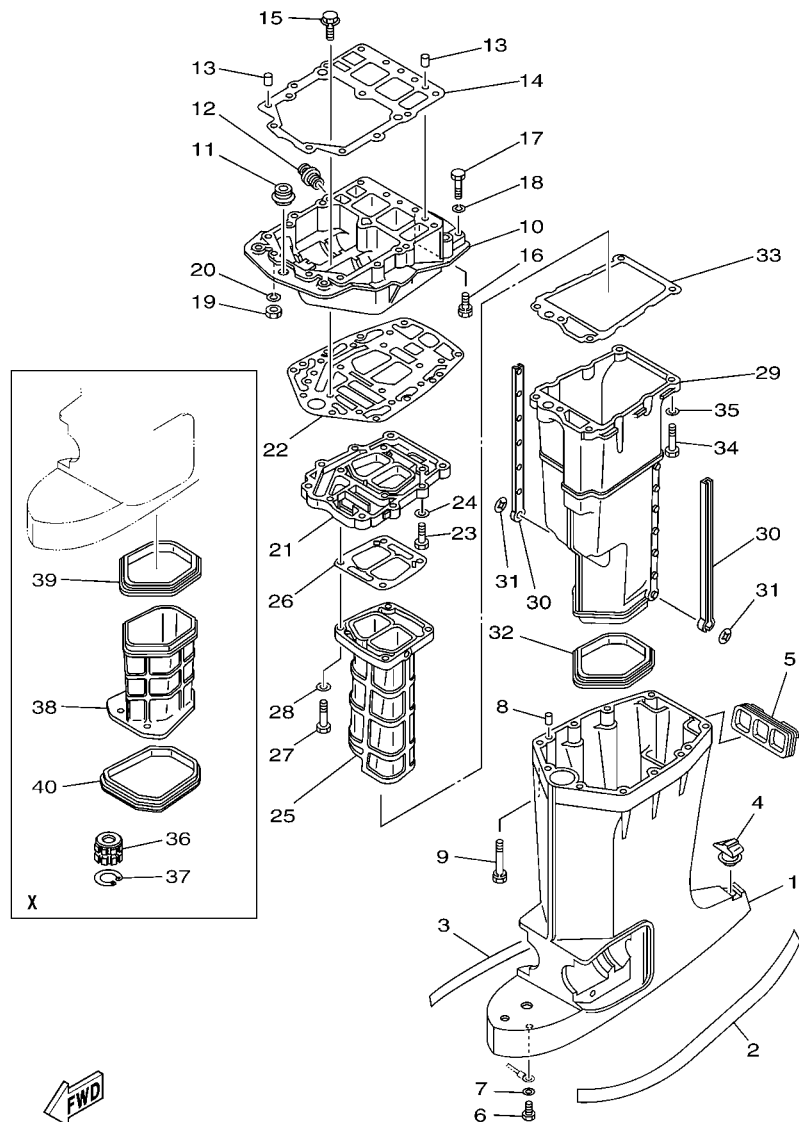


6G54200-D200

REF. NO.	PART NO. CODIGO Nº	DESCRIPTION DESCRIPCION	6G48	6G58	60H8	6K08	60J8	REMARKS OBSERVACIONES
1	6E5-45111-02-8D	CASING, UPPER CAJA SUPERIOR	1	1	1			L(20.3") L(20.3")
	6E5-45111-23-8D	CASING, UPPER CAJA SUPERIOR	1	1	1	1	1	X(25.3") X(25.3")
2	6R3-42791-41	MARK 1 MARCA 1	1	1	1	1	1	
3	6R3-42792-41	MARK MARCA	1	1	1	1	1	
4	6E5-45155-00	CAP TAPA	1	1	1	1	1	
5	6E5-42769-00	SEAL, RUBBER SELLO DE GOMA	1	1	1	1	1	
6	97095-06010	BOLT PERNO	1	1	1	1	1	
7	92995-06600	WASHER ARANDELA	1	1	1	1	1	
8	93608-12M05	PIN, DOWEL PASADOR DE CLAVIJA	2	2	2	2	2	
9	90119-08078	BOLT, WITH WASHER TORNILLO CON ARANDELA	6	6	6	6	6	
10	6G5-41137-02-94	GUIDE, EXHAUST GUIA DE ESCAPE	1	1	1	1	1	
11	6E5-42724-00	GROMMET TAPON	1	1	1	1	1	
12	6G5-12581-00	JOINT, HOSE 1 CONEXION	1	1	1	1	1	
13	93608-12M05	PIN, DOWEL PASADOR DE CLAVIJA	2	2	2	2	2	
14	68F-45113-00	GASKET, UPPER CASING EMPAQUE	1	1	1	1	1	
15	90119-08M79	BOLT, WITH WASHER TORNILLO CON ARANDELA	2	2	2	2	2	
16	90119-08077	BOLT, WITH WASHER TORNILLO CON ARANDELA	4	4	4	4	4	
17	97095-08045	BOLT PERNO	2	2	2	2	2	
18	92995-08100	WASHER ARANDELA	2	2	2	2	2	
19	95380-08700	NUT TUERCA	2	2	2	2	2	
20	92995-08100	WASHER ARANDELA	2	2	2	2	2	
21	6G5-41131-01-5B	MANIFOLD, EXT. 1 TUBO MULTIPLE DE ESCAPE	1	1	1	1	1	EXCEPT FOR NME EXCEPT FOR NME
	6G5-41131-10-5B	MANIFOLD, EXT. 1 TUBO MULTIPLE DE ESCAPE	1	1	1	1	1	FOR NME FOR NME
22	6G5-45114-A1	GASKET, UPPER CASING EMPAQUE	1	1	1	1	1	
23	97095-08030	BOLT PERNO	4	4	4	4	4	
24	92995-08600	WASHER ARANDELA	4	4	4	4	4	
25	64D-41132-00-5B	MANIFOLD, EXHAUST TUBO MULTIPLE DE ESCAPE	1	1	1	1	1	EXCEPT FOR NME EXCEPT FOR NME

FIG. 20 UPPER CASING

FUNDA SUPERIOR



REF. NO.	PART NO. CODIGO Nº	DESCRIPTION DESCRIPCION	6G48	6G58	60H8	6K08	60J8	REMARKS OBSERVACIONES
25	64D-41132-10-5B	MANIFOLD, EXHAUST TUBO MULTIPLE DE ESCAPE	1		1		1	FOR NME FOR NME
26	6G5-41134-A1	GASKET, EXHAUST MANIFOLD EMPAQUE	1	1	1	1	1	
27	97095-08045	BOLT PERNO	4	4	4	4	4	
28	92995-08600	WASHER ARANDELA	4	4	4	4	4	
29	6E5-14711-01-5B	MUFFLER 1 SILENCIADOR 1	1	1	1	1	1	EXCEPT FOR NME EXCEPT FOR NME
	6E5-14711-10-5B	MUFFLER 1 SILENCIADOR 1	1		1		1	FOR NME FOR NME
30	6E5-14737-00	DAMPER, MUFFLER AMORTIGUADOR DE SILENCIADOR	2	2	2	2	2	
31	90183-05M02	NUT, SPRING TUERCA DE RESORTE	2	2	2	2	2	
32	6E5-45123-00	GASKET, MUFFLER EMPAQUE SILENCIADOR	1	1	1	1	1	
33	6E5-41135-A0	GASKET, EXHAUST MANIFOLD EMPAQUE	1	1	1	1	1	
34	97095-08045	BOLT PERNO	5	5	5	5	5	
35	92995-08600	WASHER ARANDELA	5	5	5	5	5	
36	6E5-45318-00	BUSHING, DRIVE SHAFT BUJE, EJE DE MANDO	1	1	1	1	1	X(25.3") X(25.3")
37	93420-36M01	CIRCLIP SEGURO	1	1	1	1	1	X(25.3") X(25.3")
38	64D-14721-20-5B	MUFFLER 2 SILENCIADOR 2	1	1	1	1	1	X(25.3") X(25.3")
	64D-14721-30-5B	MUFFLER 2 SILENCIADOR 2	1		1		1	X(25.3")-FOR NME X(25.3")-FOR NME
39	64D-45123-00	GASKET, MUFFLER EMPAQUE SILENCIADOR	1	1	1	1	1	X(25.3") X(25.3")
40	64D-45375-00	DAMPER, SEAL GOMA DE SELLO	1	1	1	1	1	X(25.3") X(25.3")

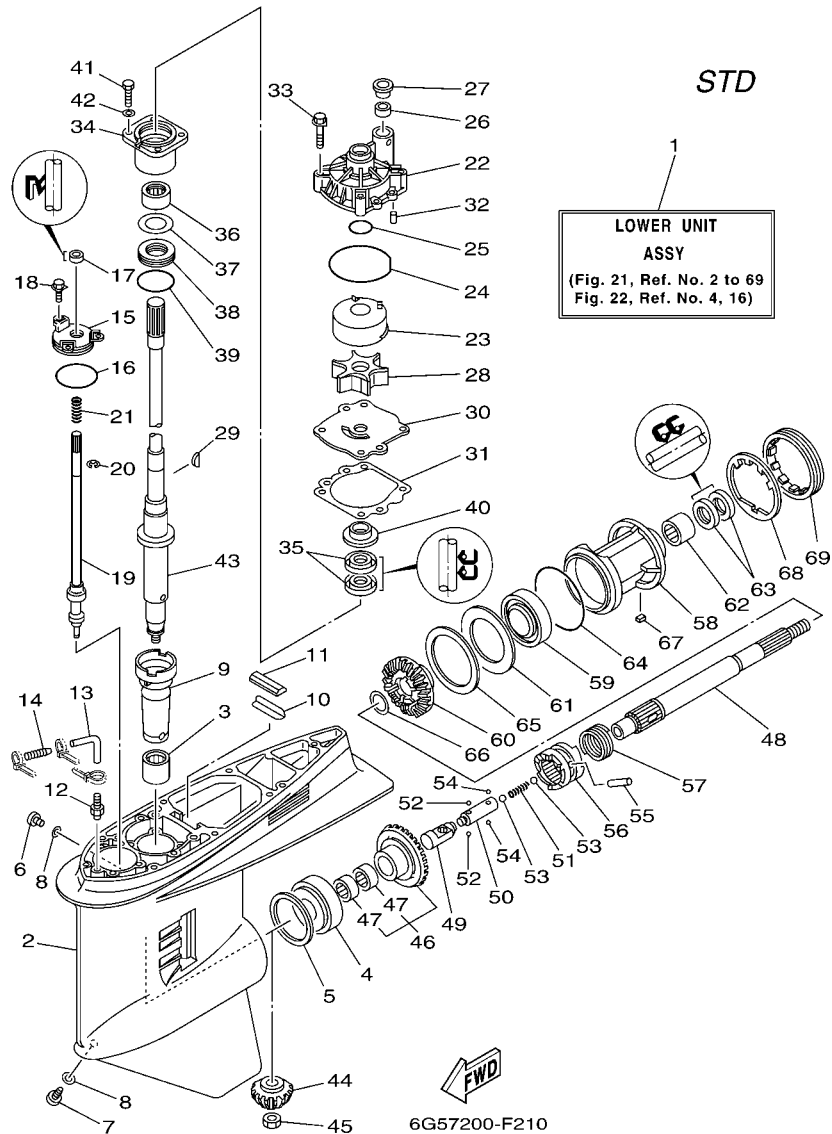


FIG. 21 LOWER CASING & DRIVE 1 IMPULSOR E INFERIOR 1

REF. NO.	PART NO. CODIGO Nº	DESCRIPTION DESCRIPCION	6G48	6G58	60H8	6K08	60J8	REMARKS OBSERVACIONES
1	6G5-45300-16-8D	LOWER UNIT ASSY CONJUNTO UNIDAD INFERIOR	1	1	1			L(20.3"),RH L(20.3"),RH
	6G5-45300-26-8D	LOWER UNIT ASSY CONJUNTO UNIDAD INFERIOR	1	1	1			X(25.3"),RH X(25.3"),RH
2	6J9-45301-05-8D	CASING, LOWER FUNDA INFERIOR COMPLETA	1	1	1			
3	93311-928U5	BEARING COJINETE DE RODILLOS	1	1	1			
4	93332-000V3	BEARING COJINETE	1	1	1			
5	6G5-45567-01	SHIM (T:0.10MM) LAINA (T:0.10MM)	1	1	1			UR UR
	6G5-45567-10	SHIM (T:0.12MM) LAINA (T:0.12MM)	1	1	1			UR UR
	6G5-45567-20	SHIM (T:0.15MM) LAINA (T:0.15MM)	1	1	1			UR UR
	6G5-45567-30	SHIM (T:0.18MM) LAINA (T:0.18MM)	1	1	1			UR UR
	6G5-45567-40	SHIM (T:0.30MM) LAINA (T:0.30MM)	1	1	1			UR UR
	6G5-45567-50	SHIM (T:0.40MM) LAINA (T:0.40MM)	1	1	1			UR UR
	6G5-45567-60	SHIM (T:0.50MM) LAINA (T:0.50MM)	1	1	1			UR UR
6	90340-08002	PLUG, STRAIGHT SCREW TORNILLO, DE DRENAJE	1	1	1			
7	688-45341-10	PLUG, DRAIN TAPON, DREN	1	1	1			
8	90430-08020	GASKET JUNTA	2	2	2			
9	6G5-45536-01	SLEEVE, DRIVE SHAFT CAMISA EJE DE MANDO	1	1	1			
10	663-45376-00-94	GUIDE, SEAL DAMPER GUIA DE SELLO GOMA	1	1	1			L(20.3") L(20.3")
	64D-45376-00-94	GUIDE, SEAL DAMPER GUIA DE SELLO GOMA	1	1	1			X(25.3") X(25.3")
11	688-45375-00	DAMPER, SEAL GOMA DE SELLO	1	1	1			
12	6E5-45378-00	NIPPLE, HOSE NIPLE MANGUERA	1	1	1			
13	90445-07ME8	HOSE (L80) TUBO (L80)	1	1	1			L(20.3") L(20.3")
	90445-07ME9	HOSE (L120) TUBO (L120)	1	1	1			X(25.3") X(25.3")
14	6E5-83558-10	END, NIPPLE EXTREMO DE NIPLE	1	1	1			
15	6E5-45321-00	PLATE PLACA	1	1	1			
16	93210-58144	O-RING ANILLO O	1	1	1			
17	93106-09014	OIL SEAL SELLO ACEITE	1	1	1			
18	90119-06M10	BOLT, WITH WASHER TORNILLO CON ARANDELA	3	3	3			

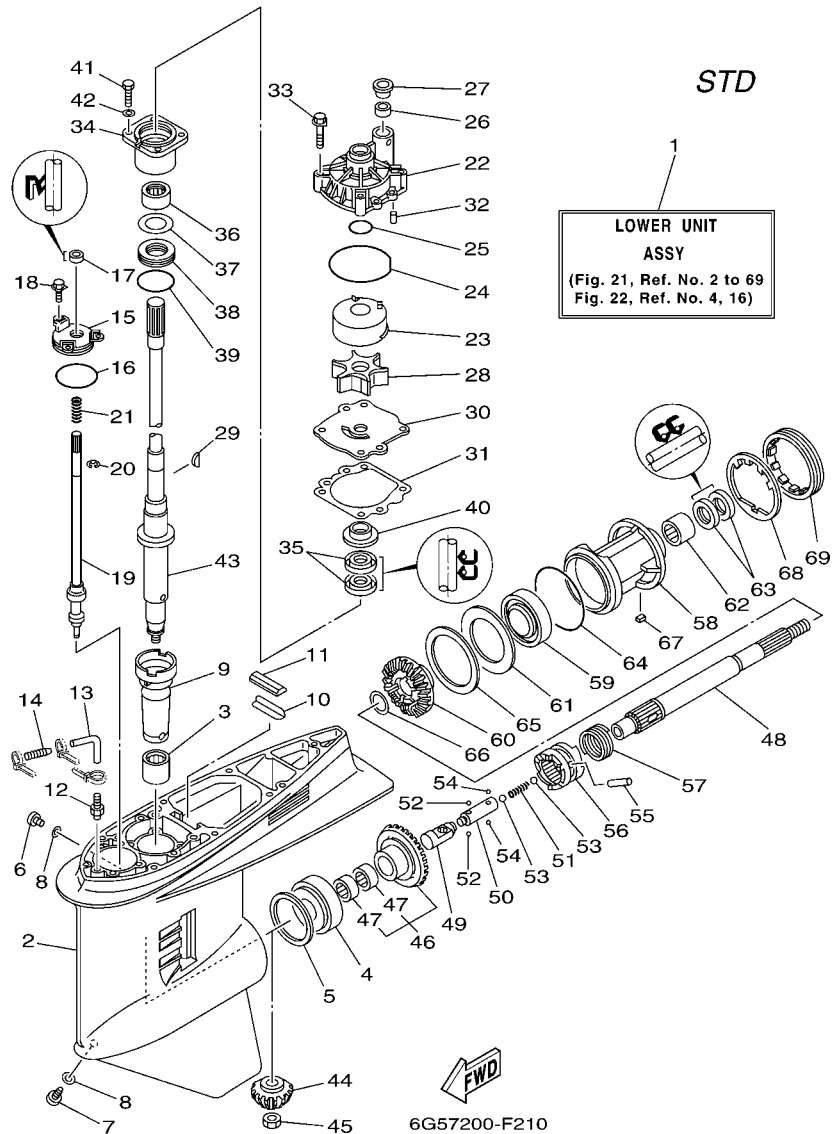
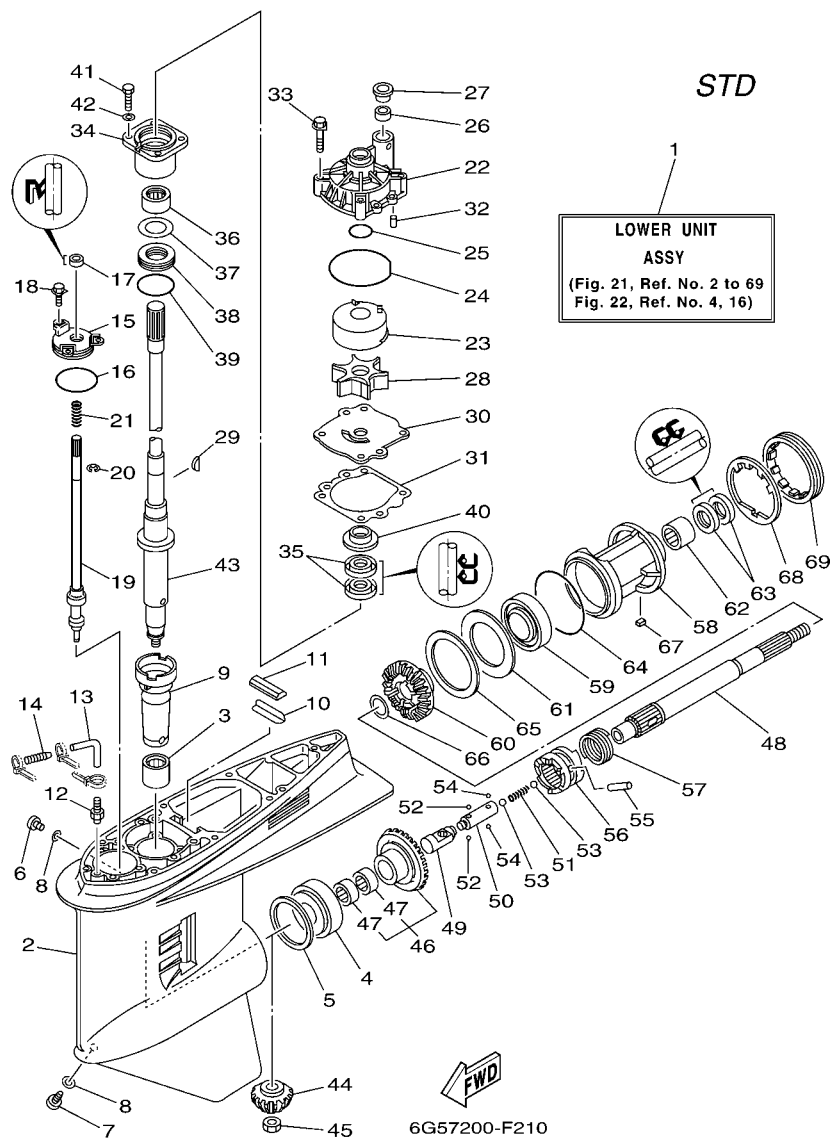


FIG. 21 LOWER CASING & DRIVE 1 IMPULSOR E INFERIOR 1

REF. NO.	PART NO. CODIGO Nº	DESCRIPTION DESCRIPCION	6G48	6G58	60H8	6K08	60J8	REMARKS OBSERVACIONES
19	6G5-44150-02	SHIFT CAM ASSY CONJUNTO EJE LEVA COMPL.	1	1	1			
20	99001-08600	CIRCLIP PRESILLA REDONDA	1	1	1			
21	90501-11M10	SPRING, COMPRESSION RESORTE DE COMPRESION	1	1	1			
22	61A-44311-01	HOUSING, WATER PUMP CAJA BOMBA DE AGUA	1	1	1			
23	6R3-44322-42	INSERT, CARTRIDGE CARTUCHO	1	1	1			FOR CHROMATE FOR CHROMATE
24	93210-86M38	O-RING ANILLO O	1	1	1			
25	93210-37160	O-RING ANILLO O	1	1	1			
26	6E5-44365-00	DAMPER, WATER SEAL HULE DE SELLO DE AGUA	1	1	1			
27	6E5-44312-00	COVER, WATER PUMP HOUSING CUBIERTA CAJA BOMBA DE AGUA	1	1	1			
28	6E5-44352-01	IMPELLER IMPULSOR	1	1	1			
29	90280-04M05	KEY, WOODRUFF CUNA WOODRUFF	1	1	1			
30	6G5-44323-40	OUTER PLATE, CARTRIDGE PLACA EXTERIOR DEL CARTUCHO	1	1	1			FOR CHROMATE FOR CHROMATE
31	6E5-44315-A0	GASKET, WATER PUMP EMPAQUE	1	1	1			
32	93606-12019	PIN, DOWEL PASADOR DE CLAVIJA	2	2	2			
33	90119-08M14	BOLT, WITH WASHER TORNILLO CON ARANDELA	4	4	4			
34	6E5-45331-00-94	HOUSING, BEARING CAJA DE COJINETE	1	1	1			
35	93101-28M16	OIL SEAL SELLO ACEITE	2	2	2			
36	93317-330U2	BEARING COJINETE	1	1	1			
37	6E5-45587-01	SHIM (T:0.10MM) LAINA (T:0.10MM)	1	1	1			UR UR
	6E5-45587-10	SHIM (T:0.12MM) LAINA (T:0.12MM)	1	1	1			UR UR
	6E5-45587-20	SHIM (T:0.15MM) LAINA (T:0.15MM)	1	1	1			UR UR
	6E5-45587-30	SHIM (T:0.18MM) LAINA (T:0.18MM)	1	1	1			UR UR
	6E5-45587-40	SHIM (T:0.30MM) LAINA (T:0.30MM)	1	1	1			UR UR
	6E5-45587-50	SHIM (T:0.40MM) LAINA (T:0.40MM)	1	1	1			UR UR
	6E5-45587-60	SHIM (T:0.50MM) LAINA (T:0.50MM)	1	1	1			UR UR
38	93341-930V2	BEARING COJINETES CON RODAMIENTOS	1	1	1			
39	93210-55M14	O-RING ANILLO O	1	1	1			

FIG. 21 LOWER CASING & DRIVE 1 IMPULSOR E INFERIOR 1



REF. NO.	PART NO. CODIGO Nº	DESCRIPTION DESCRIPCION	6G46	6G58	60H8	6K08	60J8	REMARKS OBSERVACIONES
40	6E5-45344-00	COVER, OIL SEAL CUBIERTA SELLO ACEITE	1	1	1			
41	97095-08025	BOLT PERNO	4	4	4			
42	92995-08600	WASHER ARANDELA	4	4	4			
43	6G5-45501-01	DRIVE SHAFT COMP. EJE DE MANDO COMPL.	1	1	1			L(20.3") L(20.3")
	6G5-45501-21	DRIVE SHAFT COMP. EJE DE MANDO COMPL.	1	1	1			X(25.3") X(25.3")
44	6G5-45551-10	PINION (14T) PINON (14T)	1	1	1			
45	90170-16M01	NUT TUERCA	1	1	1			
46	6G5-45560-10	GEAR 1 (26T) ENGRANAJE 1 (26T)	1	1	1			
47	93315-425V3	.BEARING .COJINETE DE RODILLOS	2	2	2			
48	6J9-45611-01	SHAFT, PROPELLER EJE PROPUSOR	1	1	1			
49	6E5-45641-03	SHIFTER CAMBIO	1	1	1			
50	6E5-45634-01	SLIDE, SHIFT DESGLIZADOR, CAMBIO	1	1	1			
51	90501-16M37	SPRING, COMPRESSION RESORTE DE COMPRESION	1	1	1			
52	93507-32009	BALL ESFERA	2	2	2			
53	93511-32017	BALL ESFERA	2	2	2			
54	93503-16003	BALL ESFERA	2	2	2			
55	90250-08M07	PIN, STRAIGHT PASADOR CILINDRICO	1	1	1			
56	6G5-45631-10	CLUTCH, DOG EMBRAGUE DE GARRA	1	1	1			
57	6E5-45633-01	RING, CROSS PIN ANILLO DE PASADOR	1	1	1			
58	6J9-45332-00-94	HOUSING, BEARING CAJA BALERO 2	1	1	1			
59	93306-209U0	BEARING COJINETE	1	1	1			
60	6G5-45571-02	GEAR 2 (26T) ENGRANAJE 2 (26T)	1	1	1			
61	6G5-45576-10	WASHER, THRUST ARANDELA DE EMPUJE AXIAL	1	1	1			
62	93315-43061	BEARING COJINETE DE RODILLOS	1	1	1			
63	93101-30M17	OIL SEAL SELLO ACEITE	2	2	2			
64	93210-97M55	O-RING ANILLO O	1	1	1			
65	6G5-45577-02	SHIM (T:0.10MM) LAINA (T:0.10MM)	1	1	1			UR UR

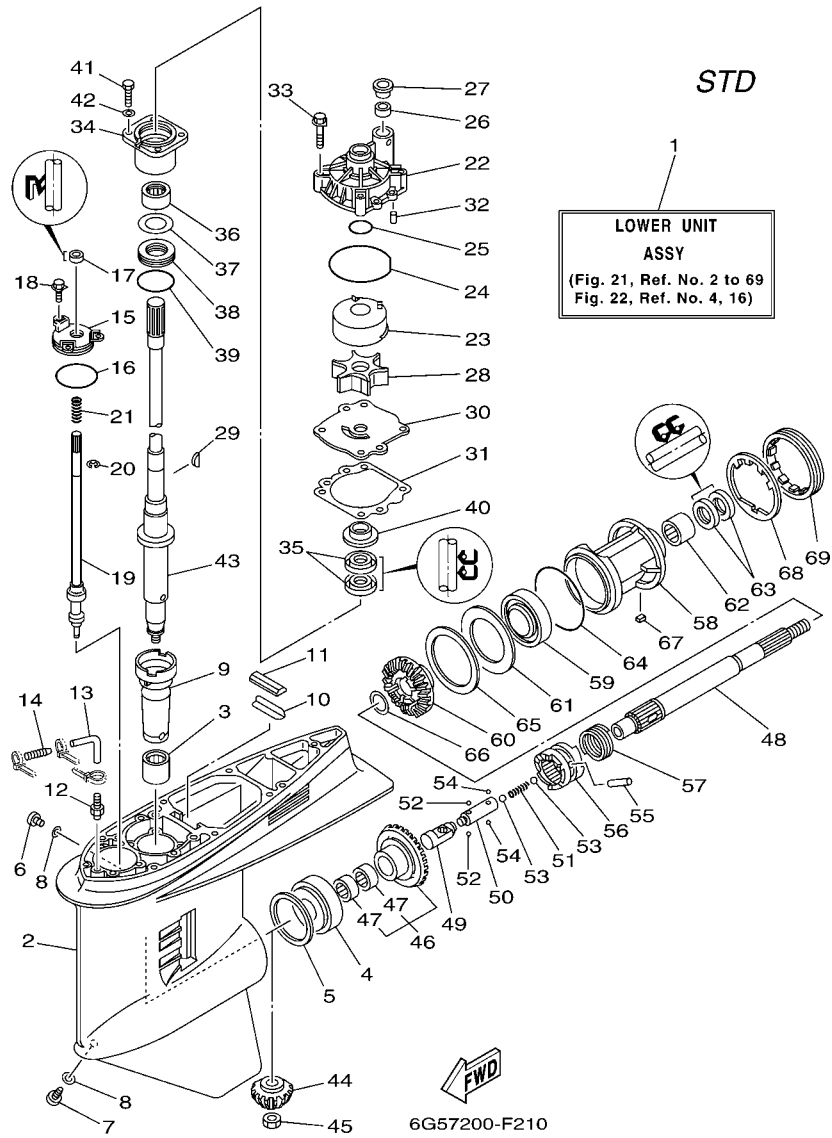
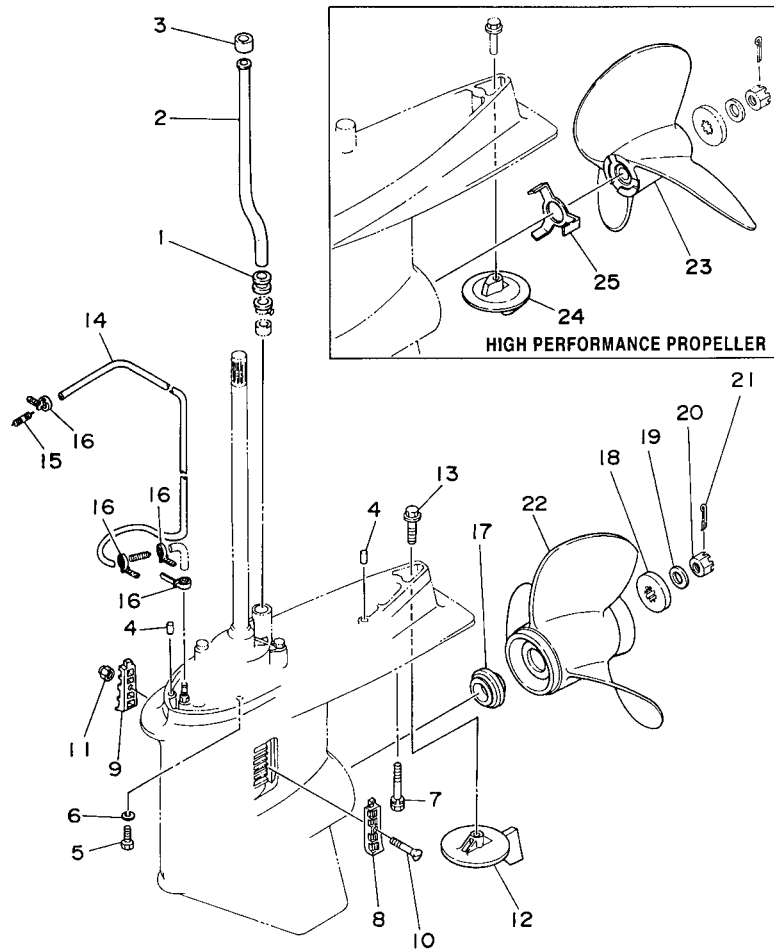


FIG. 21 LOWER CASING & DRIVE 1 IMPULSOR E INFERIOR 1

REF. NO.	PART NO. CODIGO Nº	DESCRIPTION DESCRIPCION	6G48	6G58	60H8	6K08	60J8	REMARKS OBSERVACIONES
65	6G5-45577-10	SHIM (T:0.12MM) LAINA (T:0.12MM)	1	1	1			UR UR
	6G5-45577-20	SHIM (T:0.15MM) LAINA (T:0.15MM)	1	1	1			UR UR
	6G5-45577-30	SHIM (T:0.18MM) LAINA (T:0.18MM)	1	1	1			UR UR
	6G5-45577-40	SHIM (T:0.30MM) LAINA (T:0.30MM)	1	1	1			UR UR
	6G5-45577-50	SHIM (T:0.40MM) LAINA (T:0.40MM)	1	1	1			UR UR
	6G5-45577-60	SHIM (T:0.50MM) LAINA (T:0.50MM)	1	1	1			UR UR
66	90201-30M92	WASHER, PLATE ARANDELA PLANA	1	1	1			
67	90282-04M00	KEY, STRAIGHT CHAVETA, RECTA	1	1	1			
68	6G5-45383-01	WASHER, CLAW ARANDELA DE UNA	1	1	1			
69	6G5-45384-00	NUT TUERCA	1	1	1			

STD

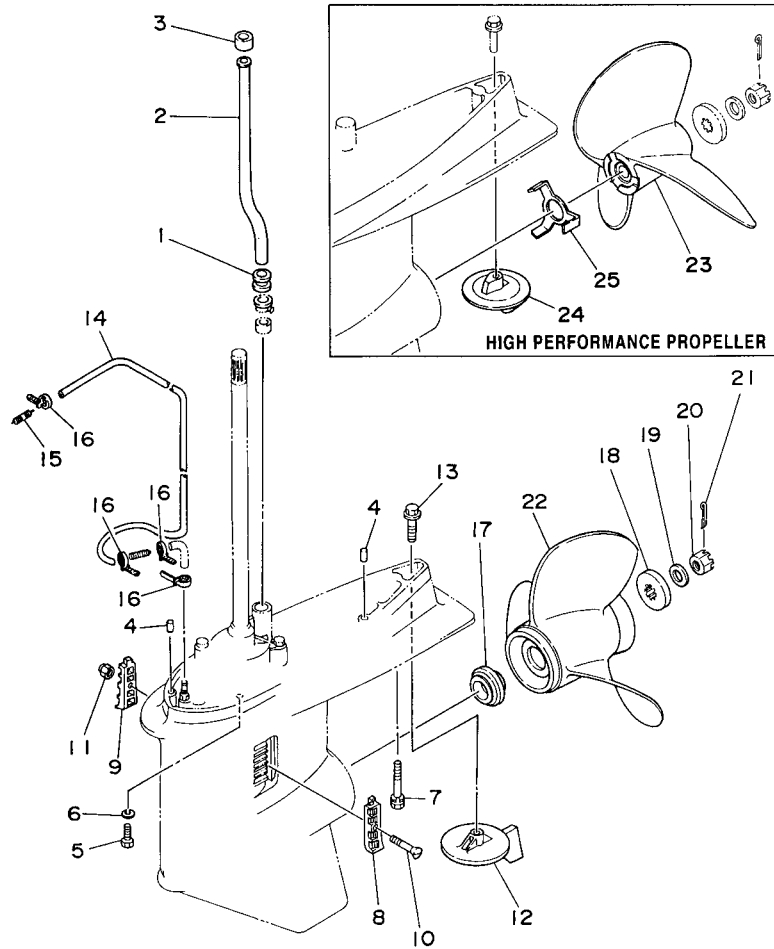


6G50200-1210

FIG. 22 LOWER CASING & DRIVE 2 IMPULSOR E INFERIOR 2

REF. NO.	PART NO. CODIGO Nº	DESCRIPTION DESCRIPCION	6G48	6G58	60H8	6K08	60J8	REMARKS OBSERVACIONES
1	6E5-44366-00	DAMPER, WATER SEAL GOMA DEL SELLO DE AGUA	1	1	1			
2	6E5-44361-00	TUBE, WATER TUBO DE AGUA	1	1	1			L(20.3") L(20.3")
	6E5-44361-20	TUBE, WATER TUBO DE AGUA	1	1	1			X(25.3") X(25.3")
3	6E5-44365-00	DAMPER, WATER SEAL HULE DE SELLO DE AGUA	1	1	1			
4	93608-12M05	PIN, DOWEL PASADOR DE CLAVIJA	2	2	2			
5	97075-10045	BOLT PERNO	6	6	6			
6	92995-10100	WASHER ARANDELA	6	6	6			
7	90119-10M89	BOLT, WITH WASHER TORNILLO CON ARANDELA	1	1	1			
8	6J9-45214-00	COVER, WATER INLET 1 CUBIERTA ENTRADA AGUA 1	1	1	1			
9	6J9-45215-00	COVER, WATER INLET 2 CUBIERTA ENTRADA AGUA 2	1	1	1			
10	90152-05M08	SCREW, COUNTERSUNK TORNILLO EMBUTIDO	1	1	1			
11	90185-05002	NUT, SELF-LOCKING TUERCA AUTOBLOCANTE	1	1	1			
12	6J9-45371-01	TAB-TRIM QUILLA ESTABILIZADOR	1	1	1			
13	90105-10M00	BOLT, FLANGE TORNILLO	1	1	1			
14	90445-07M33	HOSE (L1080) TUBO (L1080)	1	1	1			
15	6E5-83558-00	END, NIPPLE EXTREMO DE NIPLE	1	1	1			
16	90465-11M10	CLAMP BRIDA	4	4	4			
17	6E5-45987-01	SPACER ESPACIADOR	1	1	1			
18	688-45997-01	SPACER ESPACIADOR	1	1	1			
19	92990-18200	WASHER ARANDELA PLANA	1	1	1			
20	90171-18M04	NUT, CASTLE TUERCA ENTALLADA	1	1	1			
21	91490-40030	PIN, COTTER CHAVETA	1	1	1			
22	6G5-45941-01-98	PROPELLER (3X15-1/4"X15"-M) PROPELA (3X15-1/4"X15"-M)	1	1	1			UR UR
	6G5-45945-01-98	PROPELLER (3X14"X19"-M) PROPELA (3X14"X19"-M)	1	1	1			UR UR
	6G5-45947-01-98	PROPELLER (3X14-1/2"X17"-M) PROPELA (3X14-1/2"X17"-M)	1	1	1			UR UR
	6G5-45949-00-98	PROPELLER (3X13-1/2"X23"-M) PROPELA (3X13-1/2"X23"-M)	1	1	1			UR UR
	6G5-45952-00-98	PROPELLER (3X14-5/8"X16"-M) PROPELA (3X14-5/8"X16"-M)	1	1	1			UR UR

STD




6G50200-1210

FIG. 22 LOWER CASING & DRIVE 2 IMPULSOR E INFERIOR 2

REF. NO.	PART NO. CODIGO Nº	DESCRIPTION DESCRIPCION	6G48	6G58	60H8	6K08	60J8	REMARKS OBSERVACIONES
22	6G5-45970-02-98	PROPELLER (3X15-1/4"X15"-M) PROPELA (3X15-1/4"X15"-M)	1	1	1			UR UR
	6G5-45972-02-98	PROPELLER (3X13-3/4"X21"-M) PROPELA (3X13-3/4"X21"-M)	1	1	1			UR UR
	6G5-45974-03-98	PROPELLER (3X13-3/4"X19"-M2) PROPELA (3X13-3/4"X19"-M2)	1	1	1			UR UR
	6G5-45976-01-98	PROPELLER (3X13-3/8"X23"-M) PROPELA (3X13-3/8"X23"-M)	1	1	1			UR UR
	6G5-45978-03-98	PROPELLER (3X13-3/4"X17"-M2) PROPELA (3X13-3/4"X17"-M2)	1	1	1			UR UR
	6G5-45930-00-98	PROPELLER (3X13-3/8"X25"-M) PROPELA (3X13-3/8"X25"-M)	1	1	1			UR UR
	6G5-45932-00-98	PROPELLER (3X15-3/4"X13"-M) PROPELA (3X15-3/4"X13"-M)	1	1	1			UR UR
23	6E5-45970-10	PROPELLER (3X14"X20"-P) PROPELA (3X14"X20"-P)	1	1	1			UR UR
	6E5-45972-10	PROPELLER (3X14"X24"-P) PROPELA (3X14"X24"-P)	1	1	1			UR UR
	6E5-45974-10	PROPELLER (3X14"X28"-P) PROPELA (3X14"X28"-P)	1	1	1			UR UR
	6E5-45976-10	PROPELLER (3X14"X22"-P) PROPELA (3X14"X22"-P)	1	1	1			UR UR
	6E5-45978-10	PROPELLER (3X14"X26"-P) PROPELA (3X14"X26"-P)	1	1	1			UR UR
24	6E5-45371-10	TAB-TRIM QUILLA ESTABILIZADOR	1	1	1			
25	6E5-45994-10	PLATE, TOOTH PLACA	1	1	1			

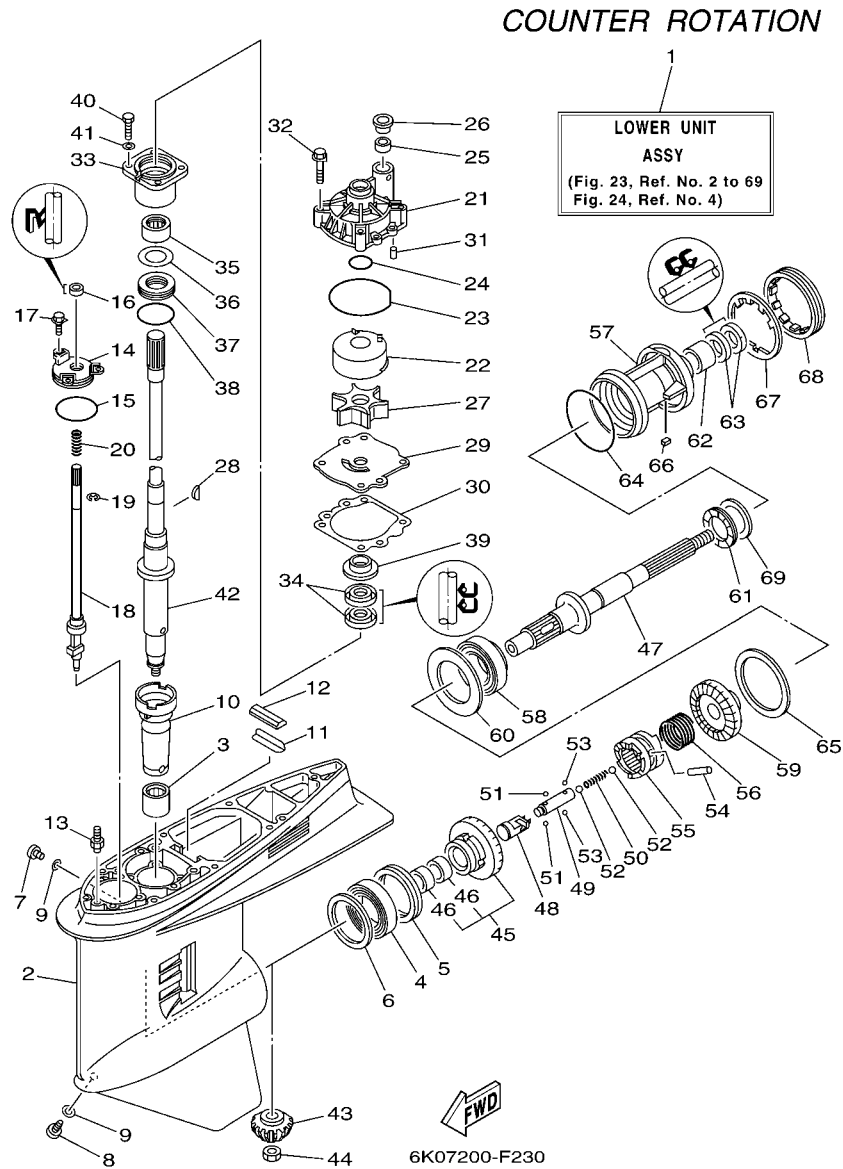


FIG. 23 LOWER CASING & DRIVE 3 IMPULSOR E INFERIOR 3

REF. NO.	PART NO. CODIGO Nº	DESCRIPTION DESCRIPCION	6G48	6G58	60H8	6K08	60J8	REMARKS OBSERVACIONES
1	6K1-45300-25-8D	LOWER UNIT ASSY CONJUNTO UNIDAD INFERIOR				1	1	X(25.3"),LH X(25.3"),LH
2	6J9-45301-05-8D	CASING, LOWER FUNDA INFERIOR COMPLETA				1	1	
3	93311-928U5	BEARING COJINETE DE RODILLOS				1	1	
4	93390-000U2	BEARING COJINETE DE RODILLOS				1	1	
5	93341-465U4	BEARING COJINETES CON RODAMIENTOS				1	1	
6	6G5-45567-01	SHIM (T:0.10MM) LAINA (T:0.10MM)				1	1	UR
	6G5-45567-10	SHIM (T:0.12MM) LAINA (T:0.12MM)				1	1	UR
	6G5-45567-20	SHIM (T:0.15MM) LAINA (T:0.15MM)				1	1	UR
	6G5-45567-30	SHIM (T:0.18MM) LAINA (T:0.18MM)				1	1	UR
	6G5-45567-40	SHIM (T:0.30MM) LAINA (T:0.30MM)				1	1	UR
	6G5-45567-50	SHIM (T:0.40MM) LAINA (T:0.40MM)				1	1	UR
	6G5-45567-60	SHIM (T:0.50MM) LAINA (T:0.50MM)				1	1	UR
7	90340-08002	PLUG, STRAIGHT SCREW TORNILLO, DE DRENAJE				1	1	
8	688-45341-10	PLUG, DRAIN TAPON, DREN				1	1	
9	90430-08020	GASKET JUNTA				2	2	
10	6G5-45536-01	SLEEVE, DRIVE SHAFT CAMISA EJE DE MANDO				1	1	
11	64D-45376-00-94	GUIDE, SEAL DAMPER GUIA DE SELLO GOMA				1	1	X(25.3") X(25.3")
12	688-45375-00	DAMPER, SEAL GOMA DE SELLO				1	1	
13	6J8-45378-00	NIPPLE, HOSE NIPLE MANGUERA				1	1	
14	6E5-45321-00	PLATE PLACA				1	1	
15	93210-58144	O-RING ANILLO O				1	1	
16	93106-09014	OIL SEAL SELLO ACEITE				1	1	
17	90119-06M10	BOLT, WITH WASHER TORNILLO CON ARANDELA				3	3	
18	6K1-44150-01	SHIFT CAM ASSY CONJUNTO EJE LEVA COMPL.				1	1	
19	99001-08600	CIRCLIP PRESILLA REDONDA				1	1	
20	90501-11M10	SPRING, COMPRESSION RESORTE DE COMPRESION				1	1	
21	61A-44311-01	HOUSING, WATER PUMP CAJA BOMBA DE AGUA				1	1	

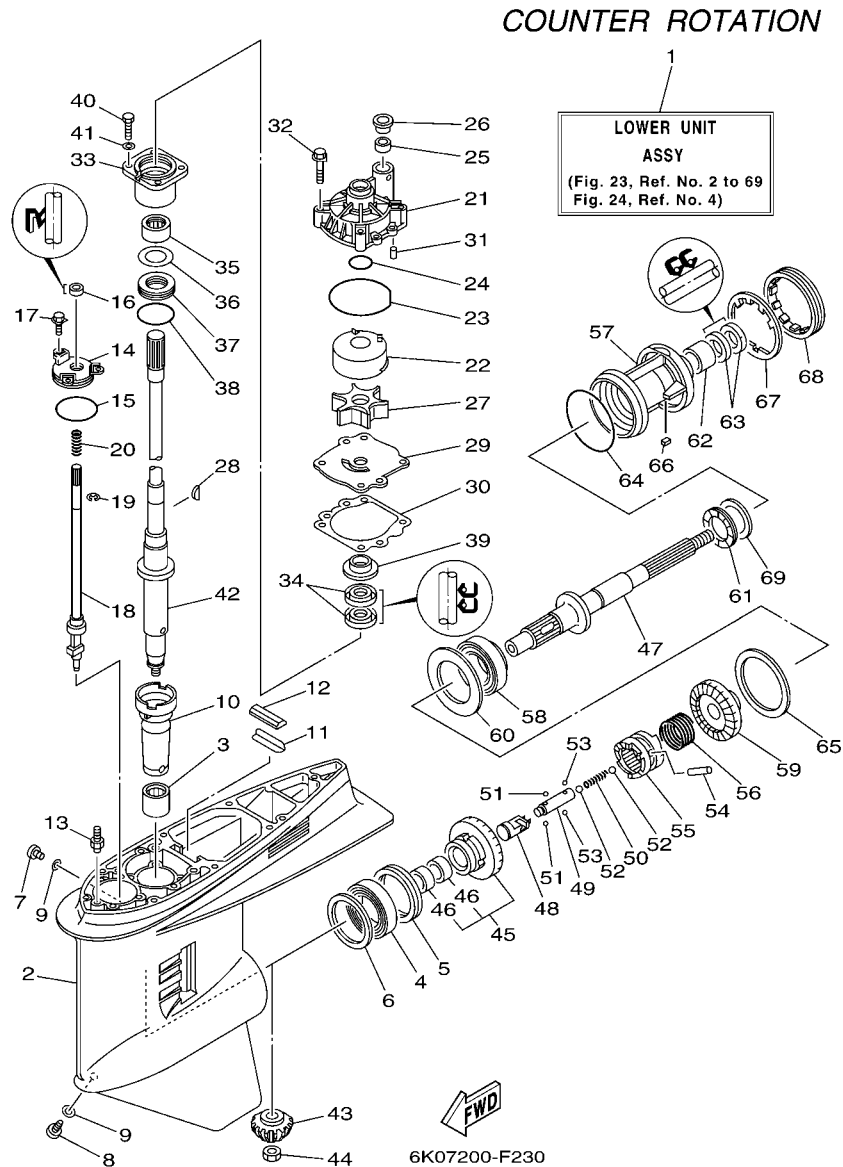


FIG. 23 LOWER CASING & DRIVE 3 IMPULSOR E INFERIOR 3

REF. NO.	PART NO. CODIGO Nº	DESCRIPTION DESCRIPCION	6G48	6G58	60H8	6K08	60J8	REMARKS OBSERVACIONES
22	6R3-44322-42	INSERT, CARTRIDGE CARTUCHO				1	1	FOR CHROMATE FOR CHROMATE
23	93210-86M38	O-RING ANILLO O				1	1	
24	93210-37160	O-RING ANILLO O				1	1	
25	6E5-44365-00	DAMPER, WATER SEAL HULE DE SELLO DE AGUA				1	1	
26	6E5-44312-00	COVER, WATER PUMP HOUSING CUBIERTA CAJA BOMBA DE AGUA				1	1	
27	6E5-44352-01	IMPELLER IMPULSOR				1	1	
28	90280-04M05	KEY, WOODRUFF CUNA WOODRUFF				1	1	
29	6G5-44323-40	OUTER PLATE, CARTRIDGE PLACA EXTERIOR DEL CARTUCHO				1	1	FOR CHROMATE FOR CHROMATE
30	6E5-44315-A0	GASKET, WATER PUMP EMPAQUE				1	1	
31	93606-12019	PIN, DOWEL PASADOR DE CLAVIJA				2	2	
32	90119-08M14	BOLT, WITH WASHER TORNILLO CON ARANDELA				4	4	
33	6E5-45331-00-94	HOUSING, BEARING CAJA DE COJINETE				1	1	
34	93101-28M16	OIL SEAL SELLO ACEITE				2	2	
35	93317-330U2	BEARING COJINETE				1	1	
36	6E5-45587-01	SHIM (T:0.10MM) LAINA (T:0.10MM)				1	1	UR UR
36	6E5-45587-10	SHIM (T:0.12MM) LAINA (T:0.12MM)				1	1	UR UR
36	6E5-45587-20	SHIM (T:0.15MM) LAINA (T:0.15MM)				1	1	UR UR
36	6E5-45587-30	SHIM (T:0.18MM) LAINA (T:0.18MM)				1	1	UR UR
36	6E5-45587-40	SHIM (T:0.30MM) LAINA (T:0.30MM)				1	1	UR UR
36	6E5-45587-50	SHIM (T:0.40MM) LAINA (T:0.40MM)				1	1	UR UR
36	6E5-45587-60	SHIM (T:0.50MM) LAINA (T:0.50MM)				1	1	UR UR
37	93341-930V2	BEARING COJINETES CON RODAMIENTOS				1	1	
38	93210-55M14	O-RING ANILLO O				1	1	
39	6E5-45344-00	COVER, OIL SEAL CUBIERTA SELLO ACEITE				1	1	
40	97095-08025	BOLT PERNO				4	4	
41	92995-08600	WASHER ARANDELA				4	4	
42	6G5-45501-21	DRIVE SHAFT COMP. EJE DE MANDO COMPL.				1	1	X(25.3") X(25.3")

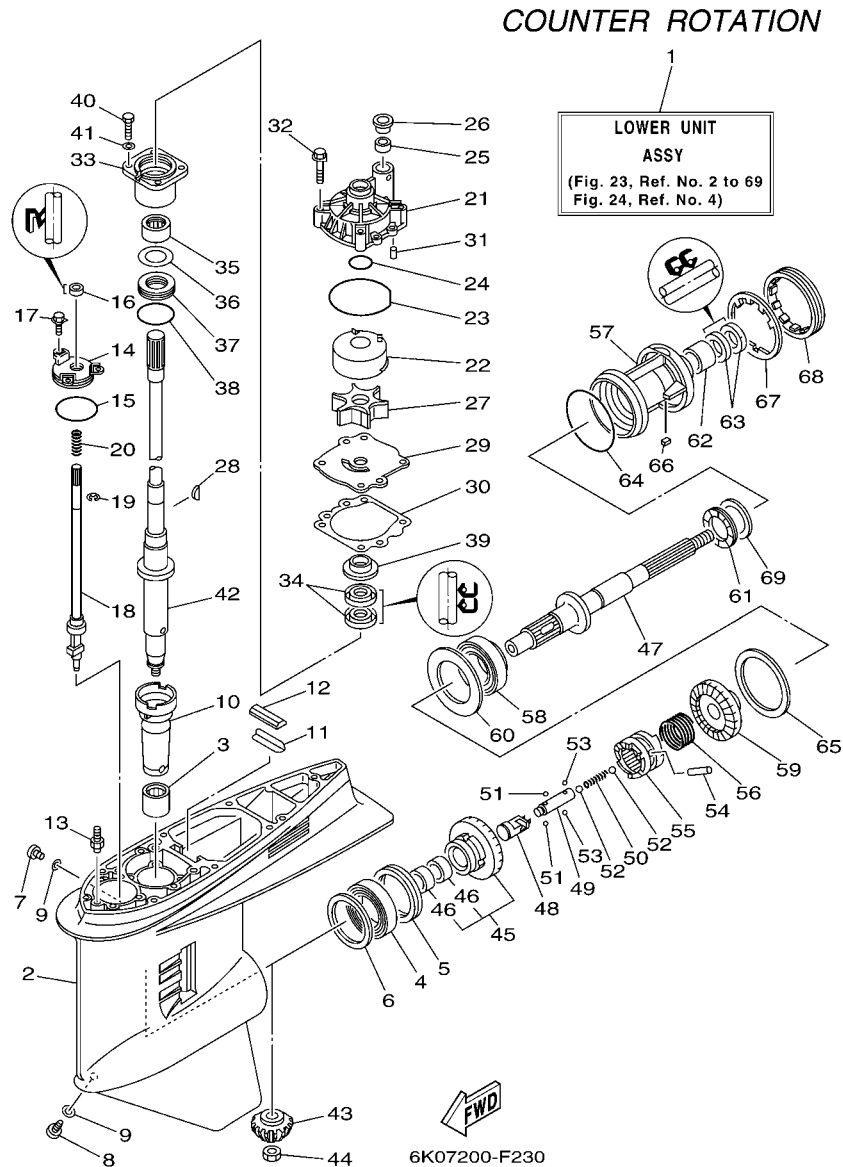


FIG. 23 LOWER CASING & DRIVE 3 IMPULSOR E INFERIOR 3

REF. NO.	PART NO. CODIGO N°	DESCRIPTION DESCRIPCION	6G48	6G58	60H8	6K08	60J8	REMARKS OBSERVACIONES
43	6G5-45551-10	PINON (14T) PINON (14T)				1	1	
44	90170-16M01	NUT TUERCA				1	1	
45	6K1-45560-01	GEAR 1 (26T) ENGRANAJE 1 (26T)				1	1	
46	93315-425V3	.BEARING .COJINETE DE RODILLOS				2	2	
47	6K1-45611-10	SHAFT, PROPELLER EJE PROPUSOR				1	1	
48	6K1-45641-01	SHIFTER CAMBIO				1	1	
49	6E5-45634-01	SLIDE, SHIFT DESLIZADOR, CAMBIO				1	1	
50	90501-16M37	SPRING, COMPRESSION RESORTE DE COMPRESION				1	1	
51	93507-32009	BALL ESFERA				2	2	
52	93511-32017	BALL ESFERA				2	2	
53	93503-16003	BALL ESFERA				2	2	
54	90250-08M07	PIN, STRAIGHT PASADOR CILINDRICO				1	1	
55	6G5-45631-10	CLUTCH, DOG EMBRAGUE DE GARRA				1	1	
56	6E5-45633-01	RING, CROSS PIN ANILLO DE PASADOR				1	1	
57	6K1-45332-01-94	HOUSING, BEARING CAJA BALERO 2				1	1	
58	93332-00048	BEARING COJINETE				1	1	
59	6K1-45570-20	GEAR 2 (26T) ENGRANAJE 2 (26T)				1	1	
60	6K1-45576-00	WASHER, THRUST ARANDELA DE EMPUJE AXIAL				1	1	
61	93341-440U5	BEARING COJINETES CON RODAMIENTOS				1	1	
62	93315-43061	BEARING COJINETE DE RODILLOS				1	1	
63	93101-30M17	OIL SEAL SELLO ACEITE				2	2	
64	93210-97M55	O-RING ANILLO O				1	1	
65	6G5-45577-02	SHIM (T:0.10MM) LAINA (T:0.10MM)				1	1	UR
	6G5-45577-10	SHIM (T:0.12MM) LAINA (T:0.12MM)				1	1	UR
	6G5-45577-20	SHIM (T:0.15MM) LAINA (T:0.15MM)				1	1	UR
	6G5-45577-30	SHIM (T:0.18MM) LAINA (T:0.18MM)				1	1	UR
	6G5-45577-40	SHIM (T:0.30MM) LAINA (T:0.30MM)				1	1	UR

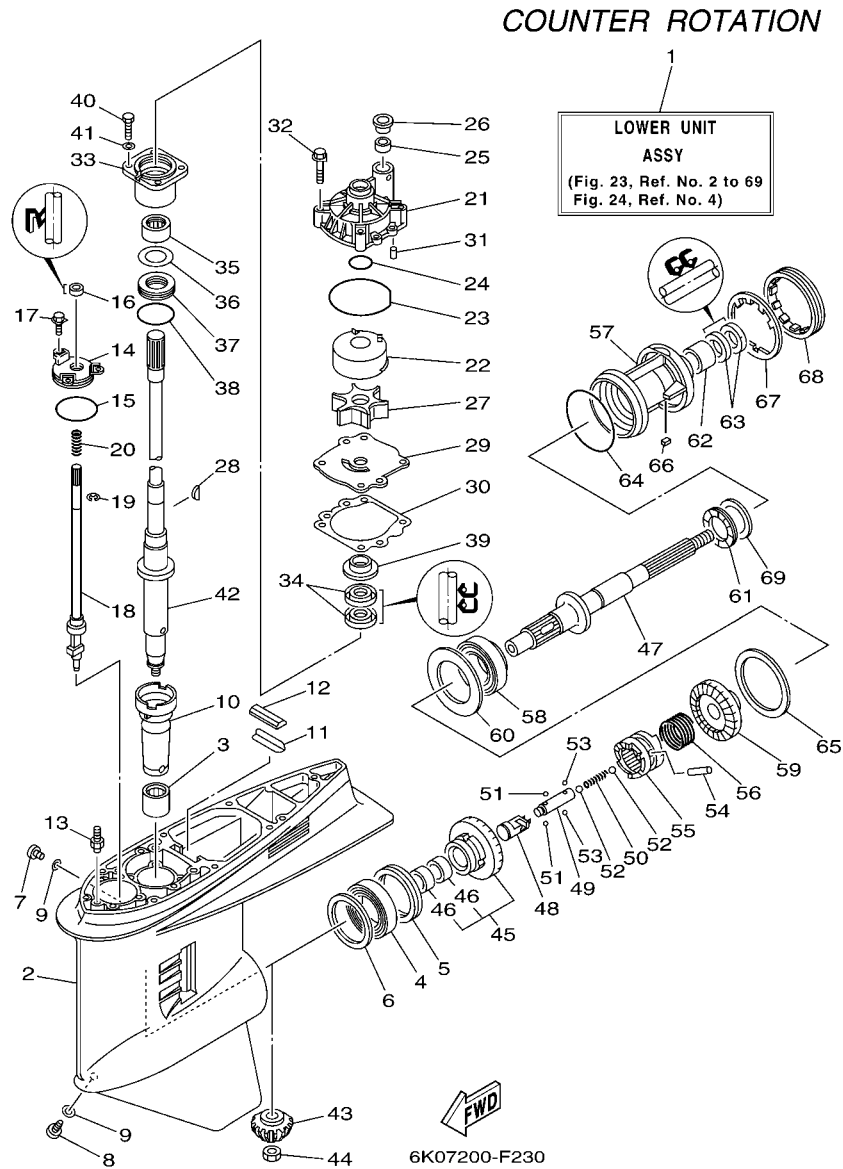
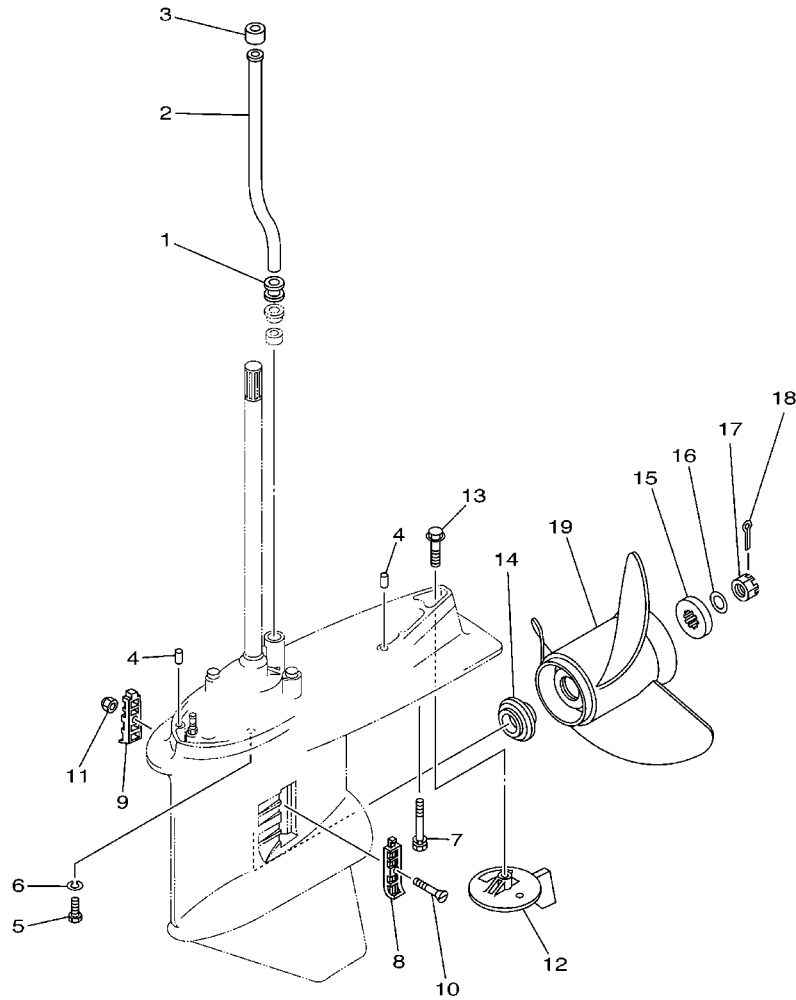


FIG. 23 LOWER CASING & DRIVE 3 IMPULSOR E INFERIOR 3

REF. NO.	PART NO. CODIGO N°	DESCRIPTION DESCRIPCION	6G48	6G58	60H8	6K08	60J8	REMARKS OBSERVACIONES
65	6G5-45577-50	SHIM (T:0.40MM) LAINA (T:0.40MM)				1	1	UR UR
	6G5-45577-60	SHIM (T:0.50MM) LAINA (T:0.50MM)				1	1	UR UR
66	90282-04M00	KEY, STRAIGHT CHAVETA, RECTA				1	1	
67	6G5-45383-01	WASHER, CLAW ARANDELA DE UNA				1	1	
68	6G5-45384-00	NUT TUERCA				1	1	
69	6K1-45578-01	SHIM (T:0.10MM) LAINA (T:0.10MM)				1	1	UR UR
	6K1-45578-10	SHIM (T:0.12MM) LAINA (T:0.12MM)				1	1	UR UR
	6K1-45578-20	SHIM (T:0.15MM) LAINA (T:0.15MM)				1	1	UR UR
	6K1-45578-30	SHIM (T:0.18MM) LAINA (T:0.18MM)				1	1	UR UR
	6K1-45578-40	SHIM (T:0.30MM) LAINA (T:0.30MM)				1	1	UR UR
	6K1-45578-50	SHIM (T:0.40MM) LAINA (T:0.40MM)				1	1	UR UR
	6K1-45578-60	SHIM (T:0.50MM) LAINA (T:0.50MM)				1	1	UR UR

COUNTER ROTATION



6K02200-3240

FIG. 24 LOWER CASING & DRIVE 4 IMPULSOR E INFERIOR 4

REF. NO.	PART NO. CODIGO Nº	DESCRIPTION DESCRIPCION	6G48	6G58	60H8	6K08	60J8	REMARKS OBSERVACIONES
1	6E5-44366-00	DAMPER, WATER SEAL GOMA DEL SELLO DE AGUA				1	1	
2	6E5-44361-20	TUBE, WATER TUBO DE AGUA				1	1	X(25.3") X(25.3")
3	6E5-44365-00	DAMPER, WATER SEAL HULE DE SELLO DE AGUA				1	1	
4	93608-12M05	PIN, DOWEL PASADOR DE CLAVIJA				2	2	
5	97075-10045	BOLT PERNO				6	6	
6	92995-10100	WASHER ARANDELA				6	6	
7	90119-10M89	BOLT, WITH WASHER TORNILLO CON ARANDELA				1	1	
8	6J9-45214-00	COVER, WATER INLET 1 CUBIERTA ENTRADA AGUA 1				1	1	
9	6J9-45215-00	COVER, WATER INLET 2 CUBIERTA ENTRADA AGUA 2				1	1	
10	90152-05M08	SCREW, COUNTERSUNK TORNILLO EMBUTIDO				1	1	
11	90185-05002	NUT, SELF-LOCKING TUERCA AUTOBLOCANTE				1	1	
12	6K1-45371-02	TAB-TRIM QUILLA ESTABILIZADOR				1	1	
13	90105-10M00	BOLT, FLANGE TORNILLO				1	1	
14	6E5-45987-01	SPACER ESPACIADOR				1	1	
15	688-45997-01	SPACER ESPACIADOR				1	1	
16	92990-18200	WASHER ARANDELA PLANA				1	1	
17	90171-18M04	NUT, CASTLE TUERCA ENTALLADA				1	1	
18	91490-40030	PIN, COTTER CHAVETA				1	1	
19	6K1-45970-01-98	PROPELLER (3X15-1/4"X15"-ML) PROPELA (3X15-1/4"X15"-ML)				1	1	UR UR
	6K1-45972-01-98	PROPELLER (3X13-3/4"X21"-ML) PROPELA (3X13-3/4"X21"-ML)				1	1	UR UR
	6K1-45974-02-98	PROPELLER (3X13-3/4"X19"-ML1) PROPELA (3X13-3/4"X19"-ML1)				1	1	UR UR
	6K1-45978-02-98	PROPELLER (3X13-3/4"X17"-ML1) PROPELA (3X13-3/4"X17"-ML1)				1	1	UR UR
	6K1-45947-00-98	PROPELLER (3X14-1/2"X17"-ML) PROPELA (3X14-1/2"X17"-ML)				1	1	UR UR

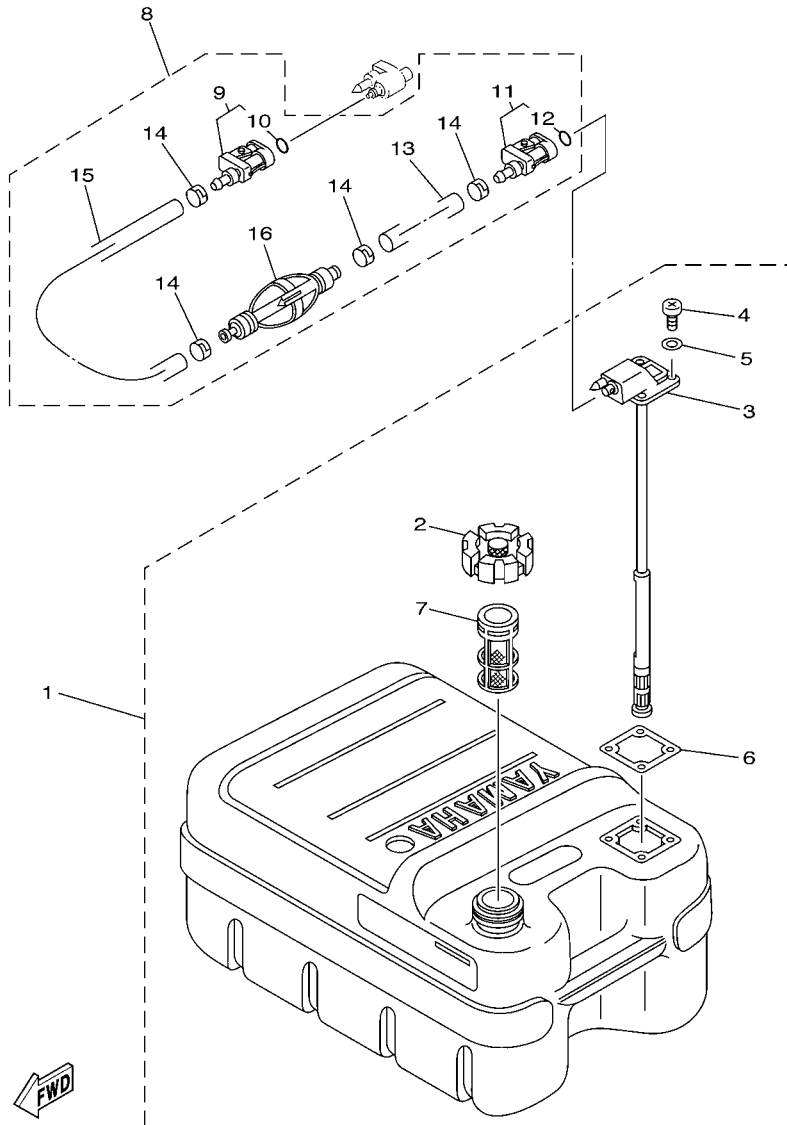
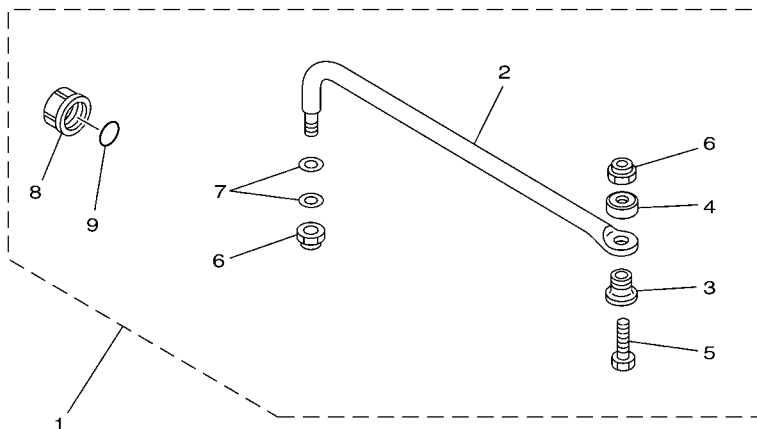


FIG. 25 FUEL TANK

DEPOSITO DE COMBUSTIBLE

REF. NO.	PART NO. CODIGO Nº	DESCRIPTION DESCRIPCION	6G48	6G58	60H8	6K08	60J8	REMARKS OBSERVACIONES
1	6YJ-24201-10	FUEL TANK ASSY (24L) TANQUE DEL COMBUSTIBLE (24L)	1		1			AP FOR CHN AP FOR CHN
2	6YJ-24610-01	.CAP ASSY .TAPA COMPLETA	1		1			
3	6Y1-24260-12	.FUEL METER ASSY .MEDIDOR DE COMBUSTIBLE COMPL.	1		1			WITH INDICATOR WITH INDICATOR
4	90157-05M19	.SCREW, PAN HEAD .TORNILLO CABEZA CONICA PLANA	4		4			
5	6Y1-24329-00	.SEAL .SELLO	4		4			
6	6Y1-24268-00	.GASKET, FUEL METER .EMPAQ MEDIDOR DE COMBUSTIBLE	1		1			
7	6YJ-24167-00	.STRAINER .COLADOR	1		1			
8	6Y2-24306-0B	FUEL PIPE COMP. 1 TUBO COMBUST. COMPL 1	1		1			AP FOR CHN AP FOR CHN
9	6E5-24305-06	.FUEL PIPE JOINT COMP. 2 .CONECTOR MANGUERA COMBUST. 2	1		1			
10	93210-08287	..O-RING ..ANILLO O	1		1			
11	6Y2-24305-06	.FUEL PIPE JOINT COMP. 2 .CONECTOR MANGUERA COMBUST. 2	1		1			
12	93210-08287	..O-RING ..ANILLO O	1		1			
13	90445-13M01	.HOSE (L2050) .MANGUERA (L2050)	1		1			
14	6E5-24351-01	.BAND 1 .ABRAZADERA 1	4		4			
15	90445-13M00	.HOSE (L850) .MANGUERA (L850)	1		1			
16	61J-24360-11	.PRIMER PUMP ASSY .SOPORTE BOMBA	1		1			

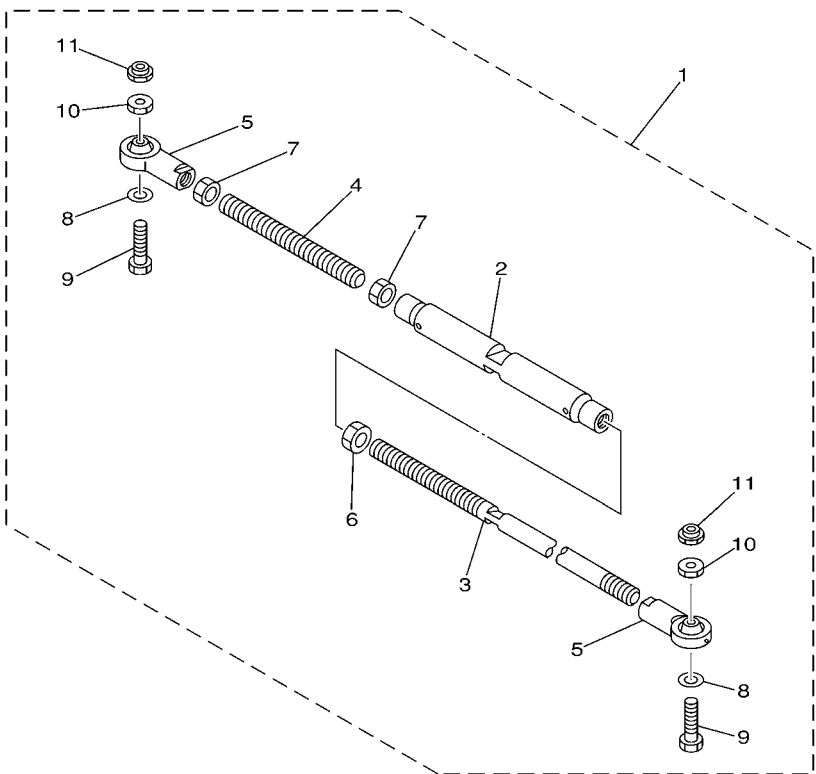
FIG. 26 STEERING GUIDE ATTACHMENT 1 ADITAMENTO GUIA DE GOBIERNO 1



REF. NO.	PART NO. CODIGO Nº	DESCRIPTION DESCRIPCION	6G48	6G58	60H8	6K08	60J8	REMARKS OBSERVACIONES
1	6E5-61350-02	STEERING GUIDE ATTACHMENT KIT ESTUCHE ADITAMENTO GUIA DE TIM	1	1	1			AP AP
2	6E5-61351-01	.ROD, STEERING LINK .VARILLA ESLABON DIRECCION	1	1	1			
3	90387-10M61	.COLLAR .ESPACIADOR	1	1	1			
4	90560-12M01	.SPACER .SEPARADOR	1	1	1			
5	6E5-61355-00	.BOLT .TORNILLO	1	1	1			
6	90185-09M01	.NUT, SELF-LOCKING .TUERCA AUTOBLOCANTE	2	2	2			
7	90201-10M20	.WASHER, PLATE .ARANDELA PLANA	2	2	2			
8	6E5-43145-01	.CAP, CLAMP BRACKET .TAPA	1	1	1			
9	93210-16275	.O-RING .ANILLO O	1	1	1			

67H0100-9290

FIG. 27 STEERING GUIDE ATTACHMENT 2 ADITAMENTO GUIA DE GOBIERNO 2

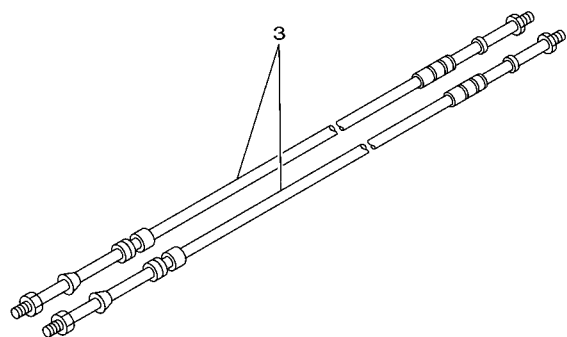
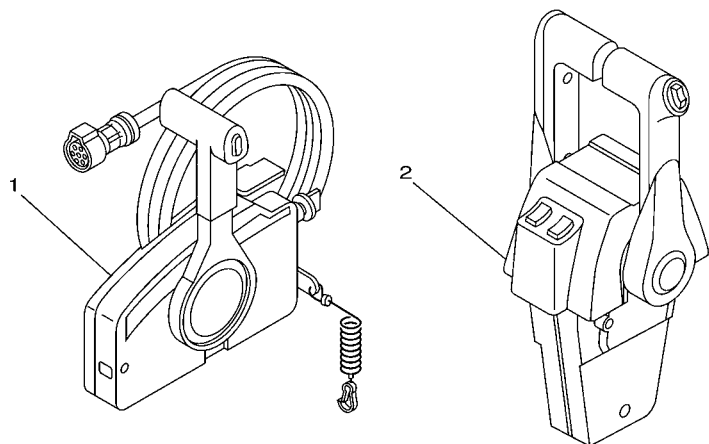


67H0100-0300

REF. NO.	PART NO. CODIGO Nº	DESCRIPTION DESCRIPCION	6G48	6G58	60H8	6K08	60J8	REMARKS OBSERVACIONES
1	6E5-61301-01	TWIN KIT (L:600-800MM) KIT ADITAMENTO (L:600-800MM)				1	1	AP AP
2	6E5-61313-00	.ADJUSTER .AJUSTADOR				1	1	
3	6E5-61311-11	.TIE BAR .BARRA SEPARADORA				1	1	
4	6E5-61315-00	.TIE BAR .ROTOR DE BOMBA AGUA				1	1	
5	6E5-61303-00	.STEERING AXLE COMP. .OJO-DIRECCION COMPL.				2	2	
6	90170-14M06	.NUT .TUERCA				1	1	
7	95380-14700	.NUT .TUERCA				2	2	
8	90201-10M76	.WASHER, PLATE .ARANDELA PLANA				2	2	
9	90101-09M70	.BOLT .TORNILLO				2	2	
10	90170-09M05	.NUT .TUERCA				2	2	
11	90185-09M01	.NUT, SELF-LOCKING .TUERCA AUTOBLOCANTE				2	2	

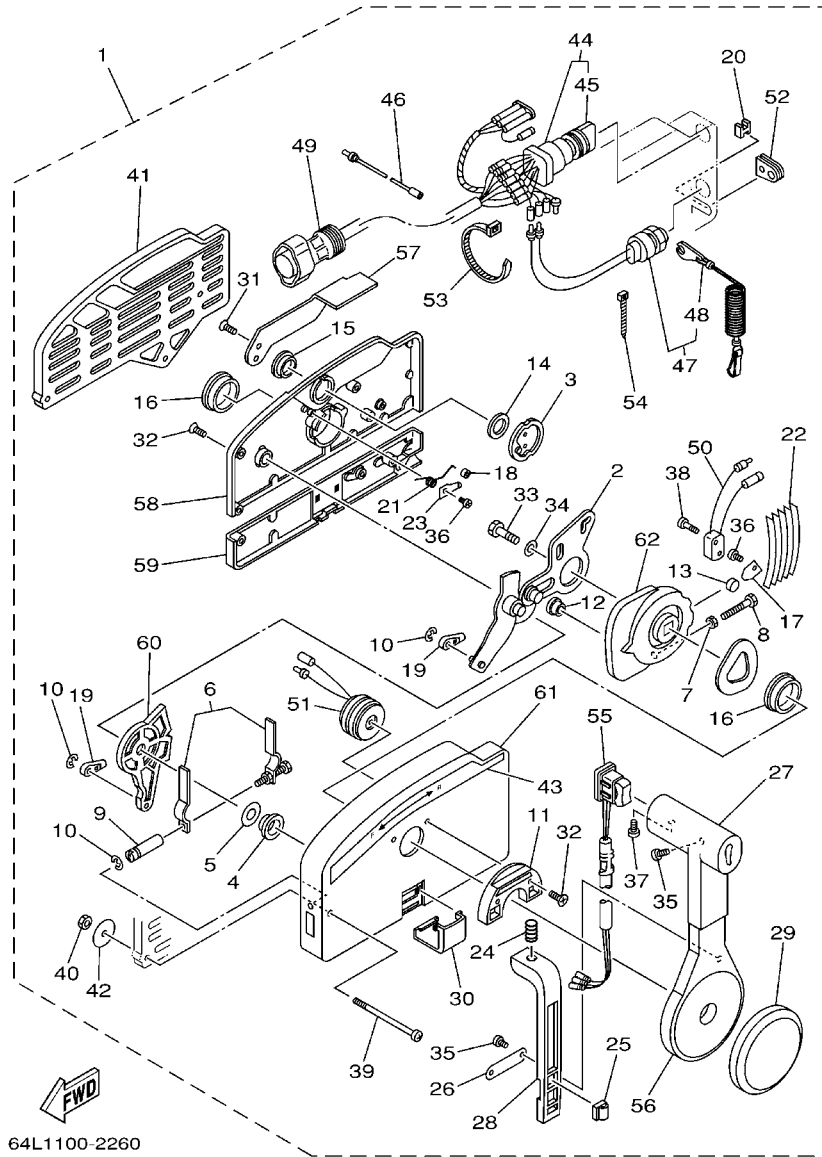
FIG. 28 REMOTE CONTROL BOX

CONTROL REMOTO COMPLETO




68V4100-D350

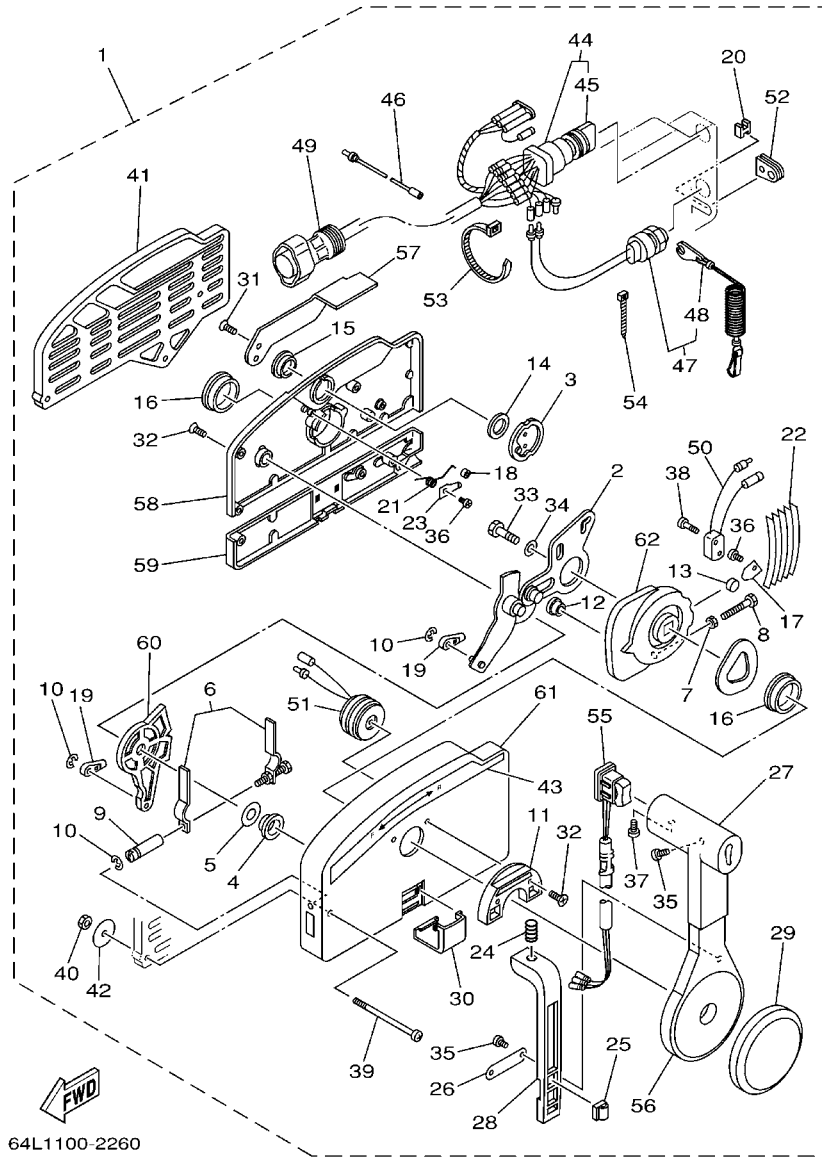
REF. NO.	PART NO. CODIGO Nº	DESCRIPTION DESCRIPCION	6G48	6G58	60H8	6K08	60J8	REMARKS OBSERVACIONES
1	703-48205-17	REMOTE CONTROL ASSY (10P) REMOTO CONTROL COMPL. (10P)	1	1	1			AP EXCEPT MDV AP EXCEPT MDV
2	704-48207-P1	REMOTE CONTROL ASSY REMOTO CONTROL COMPL.				1	1	AP WITH PT/T SW. AP WITH PT/T SW.
3	701-48320-00	CABLE, REMOTE CONTROL L=12F CABLE CONTROL REMOTO L=12F	2	2	2	2	2	UR UR
	701-48320-50	CABLE, REMOTE CONTROL L=15F CABLE CONTROL REMOTO L=15F	2	2	2	2	2	UR UR
	701-48320-80	CABLE, REMOTE CONTROL L=17F CABLE CONTROL REMOTO L=17F	2	2	2	2	2	UR UR
	701-48320-40	CABLE, REMOTE CONTROL L=19F CABLE CONTROL REMOTO L=19F	2	2	2	2	2	UR UR
	701-48320-70	CABLE, REMOTE CONTROL L=20F CABLE CONTROL REMOTO L=20F	2	2	2	2	2	UR UR
	701-48350-10	CABLE, REMOTE CONTROL L=22F CABLE CONTROL REMOTO L=22F	2	2	2	2	2	UR UR
	701-48350-50	CABLE, REMOTE CONTROL L=26F CABLE CONTROL REMOTO L=26F	2	2	2	2	2	UR UR
	701-48350-70	CABLE, REMOTE CONTROL L=31F CABLE CONTROL REMOTO L=31F	2	2	2	2	2	UR UR



64L1100-2260

FIG. 29 REMOTE CONTROL ASSY 1 CONTROL REMOTO COMPL 1

REF. NO.	PART NO. CODIGO N°	DESCRIPTION DESCRIPCION	6G48	6G58	60H8	6K08	60J8	REMARKS OBSERVACIONES
1	703-48205-17	REMOTE CONTROL ASSY (10P) REMOTO CONTROL COMPL. (10P)	1	1	1			AP EXCEPT MDV AP EXCEPT MDV
2	703-48261-01	.ARM, THROTTLE .BRAZO ACELERADOR	1	1	1			
3	703-48153-00	.SHAFT, FREE ACCEL. .EJE	1	1	1			
4	703-48235-00	.BUSHING .BUJE	1	1	1			
5	703-48268-00	.SPACER .ESPACIADOR 3	1	1	1			
6	703-48264-00	.FRICTION, THROTTLE .FRICCION DE ACELERADOR	1	1	1			
7	95380-05600	.NUT .TUERCA	1	1	1			
8	97380-05025	.BOLT .TORNILLO HEXAGONAL	1	1	1			
9	703-48265-00	.SHAFT, FRICTION .EJE FRICCION	1	1	1			
10	93430-06024	.CIRCLIP .SEGURO	3	3	3			
11	703-48245-00	.PLATE, LOCK .PLACA CERRADURA	1	1	1			
12	703-48252-00	.ROLLER, CAM .RODILLO LEVA	1	1	1			
13	701-48248-00	.ROLLER, FREE ACCEL. .RODILLO ACELERADOR LIBRE	1	1	1			
14	703-48198-00	.WASHER, WAVE .RONDANA ONDULADA 3	1	1	1			
15	703-48243-00	.BUSHING .BUJE 3	1	1	1			
16	703-48236-00	.BUSHING 1 .BUJE	2	2	2			
17	703-48189-00	.RETAINER .RETENEDOR	1	1	1			
18	703-48234-00	.ROLLER, DETENT .RODILLO	1	1	1			
19	703-48345-01	.CABLE END, REMOTE CONTROL 2 .TERMINAL CABLE DE CONTROL REMO	2	2	2			
20	703-48358-00	.ANCHOR, CABLE .ABRAZADERA CABLE	1	1	1			
21	703-48244-00	.SPRING, FREE ACCEL. .RESORTE ACELERADOR LIBRE	1	1	1			
22	703-48238-00	.SPRING, DETENT .RESORTE	5	5	5			
23	703-48246-00	.SPACER .ESPACIADOR	1	1	1			
24	703-48227-00	.SPRING, NEUTRAL LOCK .RESORTE DE SEGURO	1	1	1			
25	703-82594-00	.CLAMP .GRAMPA	1	1	1			WITH P/T SW. WITH P/T SW.
26	703-48226-00	.PLATE, STOPPER .PLACA RETEN	1	1	1			
27	703-48222-00	.GRIP, CONTROL LEVER .MANGO DE PALANCA CONTROL	1	1	1			SINGLE SINGLE



64L1100-2260

FIG. 29 REMOTE CONTROL ASSY 1 CONTROL REMOTO COMPL 1

REF. NO.	PART NO. CODIGO Nº	DESCRIPTION DESCRIPCION	6G48	6G58	60H8	6K08	60J8	REMARKS OBSERVACIONES
28	703-48223-00	.LOCK, NEUTRAL .CERRADURA NEUTRO	1	1	1			
29	703-48225-00	.COVER .CUBIERTA	1	1	1			
30	703-48219-00	.COVER, LEAD .CUBIERTA	1	1	1			
31	703-48281-00	.SCREW .TORNILLO 1	2	2	2			
32	703-48282-00	.SCREW .TORNILLO 2	7	7	7			
33	97380-08030	.BOLT .TORNILLO HEXAGONAL	1	1	1			
34	92990-08600	.WASHER, PLATE .ARANDELA PLANA	1	1	1			
35	98580-04010	.SCREW, PAN HEAD .TORNILLO DE CABEZA CRUZADA	3	3	3			
36	98580-04006	.SCREW, PAN HEAD .TORNILLO DE CABEZA CRUZADA	2	2	2			
37	98580-05010	.SCREW, PAN HEAD .TORNILLO DE CABEZA CRUZADA	1	1	1			
38	98580-03015	.SCREW, PAN HEAD .TORNILLO DE CABEZA CRUZADA	2	2	2			
39	703-48291-10	.SCREW (M6) .TORNILLO (M6)	3	3	3			
40	95380-06600	.NUT, HEXAGON .TUERCA	3	3	3			
41	703-48293-10	.SPACER, REMOTE CONTROL .ESPACIADOR	1	1	1			SINGLE SINGLE
42	701-48287-00	.WASHER .ARANDELA	3	3	3			
43	703-48215-00	.GRAPHIC .CALCOMANIA 1	1	1	1			
44	703-82510-43	.MAIN SWITCH ASSY .CONJUNTO DE LLAVE IGNICION	1	1	1			
45	703-82577-00	.CAP, KEY .TAPA	1	1	1			
46	703-82531-00	.WIRE, LEAD (L70) .CABLE CONDUCTOR (L70)	1	1	1			
47	688-82575-01	.ENGINE STOP SWITCH ASSY .INTERRUPTOR DE PARADA COMPL	1	1	1			
48	682-82556-00	.LANYARD, STOP SWITCH .RETENER	1	1	1			
49	688-8258A-20	.EXTENSION, WIRE HARNESS (4.9M) .EXTENSION, ARNES DE CABLES (4.	1	1	1			(10P) (10P)
50	703-82540-00	.NEUTRAL SWITCH ASSY .INTERRUPTOR NEUTRAL COMPL	1	1	1			
51	703-83383-02	.BUZZER .ZUMBADOR	1	1	1			
52	703-48284-00	.GROMMET .TAPON	1	1	1			
53	703-82591-00	.BAND .BANDA	1	1	1			
54	703-82592-00	.BAND .BANDA	1	1	1			

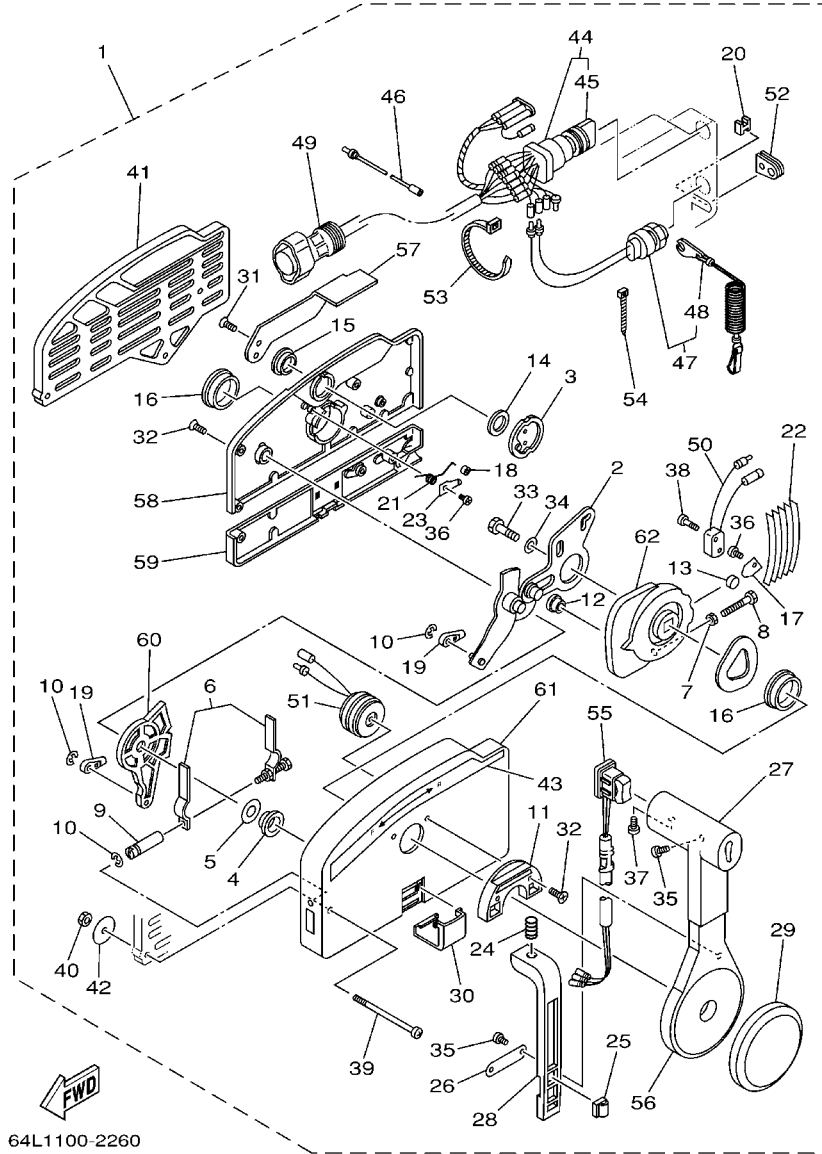


FIG. 29 REMOTE CONTROL ASSY 1 CONTROL REMOTO COMPL 1

REF. NO.	PART NO. CODIGO Nº	DESCRIPTION DESCRIPCION	6G48	6G58	60H8	6K08	60J8	REMARKS OBSERVACIONES
55	703-82563-02	.TRIM & TILT SWITCH ASSY .INTERRUPTOR DE INCLINACION	1	1	1			WITH PT/T SW. WITH PT/T SW.
56	703-48221-00	.LEVER, CONTROL .PALANCA CONTROL	1	1	1			
57	703-48152-00	.KNOB, FREE ACCEL. .PERILLA	1	1	1			
58	703-48212-00	.BACK PLATE 1 .PLACA TRASERA 1	1	1	1			
59	703-48213-00	.BACK PLATE 2 .PLACA TRASERA 2	1	1	1			
60	703-48271-00	.ARM, SHIFT .BRAZO CAMBIADOR	1	1	1			
61	703-48211-01	.HOUSING,1 .CAJA	1	1	1			
62	703-48232-00	.GEAR .ENGRANAJE 1	1	1	1			

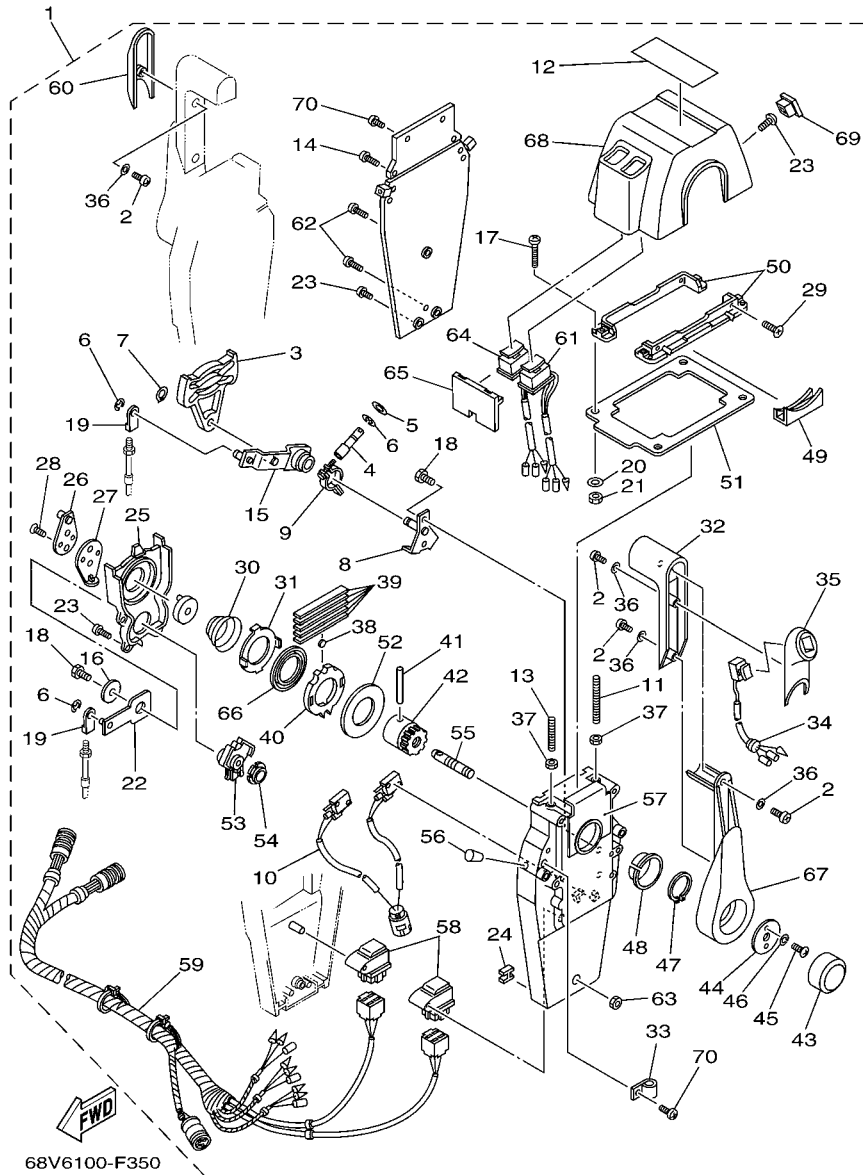


FIG. 30 REMOTE CONTROL ASSY 2 CONTROL REMOTO COMPL 2

REF. NO.	PART NO. CODIGO N°	DESCRIPTION DESCRIPCION	6G48	6G58	60H8	6K08	60J8	REMARKS OBSERVACIONES
1	704-48207-P1	REMOTE CONTROL ASSY REMOTO CONTROL COMPL.				1	1	AP WITH PT/T SW. AP WITH PT/T SW.
2	704-48128-00	.SCREW 2 .TORNILLO 2				6	6	
3	EL8-48251-00	.PLATE, CAM .PLACA, LEVA				2	2	
4	704-48265-00	.SHAFT, FRICTION .EJE FRICCION				2	2	
5	701-48246-00	.SPACER .ESPACIADOR				2	2	
6	93430-06024	.CIRCLIP .SEGURO				8	8	
7	EL8-48259-00	.CIRCLIP 1 .SEGURO				2	2	
8	704-48262-00	.SHAFT, THROTTLE .EJE DE ACELERADOR				2	2	
9	704-48264-00	.THROTTLE, FRICTION .FRICCION DE ACELERADOR				2	2	
10	704-82540-30	.NEUTRAL SWITCH ASSY .INTERRUPTOR NEUTRAL COMPL				1	1	
11	EL8-48281-00	.SCREW .TORNILLO 1				2	2	
12	704-48215-30	.GRAPHIC .CALCOMANIA 1				1	1	
13	704-48281-00	.SCREW .TORNILLO 1				2	2	
14	97890-05025	.SCREW, PAN HEAD .TORNILLO				4	4	
15	704-48261-00	.ARM, THROTTLE .BRAZO ACELERADOR				2	2	
16	EL8-48191-00	.WASHER 1 .ARANDELA				2	2	
17	704-48283-00	.SCREW .TORNILLO 3				4	4	
18	97380-06018	.BOLT .TORNILLO HEXAGONAL				6	6	
19	703-48345-01	.CABLE END, REMOTE CONTROL 2 .TERMINAL CABLE DE CONTROL REMO				4	4	
20	704-48287-00	.WASHER .ARANDELA				4	4	
21	95380-05600	.NUT .TUERCA				4	4	
22	704-48271-00	.ARM, SHIFT .BRAZO CAMBIADOR				2	2	
23	EL8-48127-00	.SCREW 1 .TORNILLO 1				18	18	
24	703-48358-00	.ANCHOR, CABLE .ABRAZADERA CABLE				2	2	
25	704-48231-00	.HOUSING, GEAR .CAJA, ENGRANAJE				2	2	
26	EL8-48241-00	.ARM, DRIVE .BRAZO, MANDO				2	2	
27	EL8-48254-00	.STOPPER, THROTTLE ADJUSTING .TAPON				2	2	

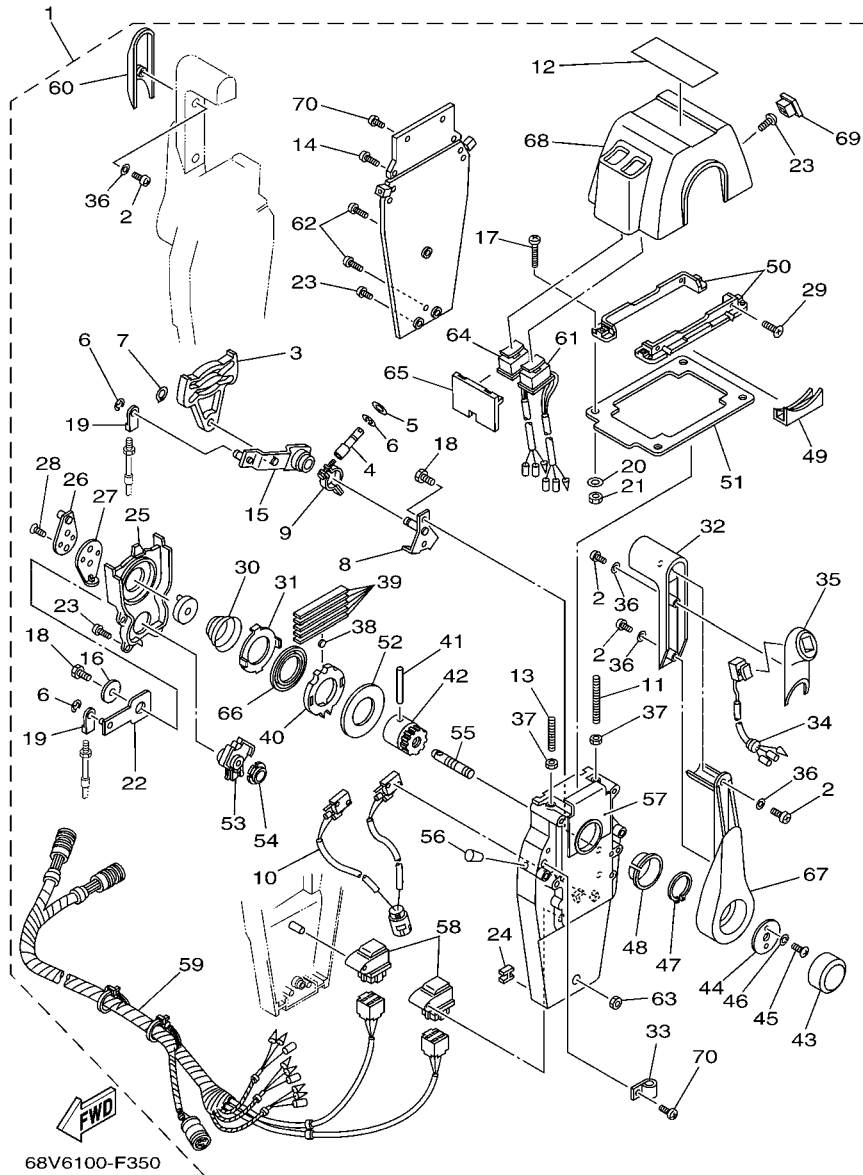


FIG. 30 REMOTE CONTROL ASSY 2 CONTROL REMOTO COMPL 2

REF. NO.	PART NO. CODIGO N°	DESCRIPTION DESCRIPCION	6G48	6G58	60H8	6K08	60J8	REMARKS OBSERVACIONES
28	92780-06020	.SCREW, FLAT HEAD .TORNILLO CABEZA PLANA				4	4	
29	98780-05018	.SCREW, FLAT HEAD .TORNILLO CABEZA PLANA				4	4	
30	EL8-48244-00	.SPRING, FREE ACCEL. .RESORTE ACELERADOR LIBRE				2	2	
31	EL8-48245-00	.PLATE, LOCK .PLACA CERRADURA				2	2	
32	704-48222-P0	.GRIP, CONTROL LEVER .MANGO DE PALANCA CONTROL				2	2	
33	704-82594-00	.CLAMP .GRAMPA				1	1	
34	704-82563-51	.TRIM & TILT SWITCH ASSY .INTERRUPTOR DE INCLINACION				1	1	
35	704-48229-P1	.GRIP, CONTROL LEVER .MANGO DE PALANCA CONTROL 2				1	1	
36	92990-05300	.WASHER, INTERNAL TOOTH .ARANDELA PLANA				6	6	
37	95380-06600	.NUT, HEXAGON .TUERCA				4	4	
38	701-48248-00	.ROLLER, FREE ACCEL. .RODILLO ACELERADOR LIBRE				2	2	
39	704-48238-00	.SPRING, DETENT .RESORTE				10	10	
40	704-48232-P1	.GEAR .ENGRANAJE 1				2	2	
41	EL8-48164-00	.PIN 2 .PASADOR 2				2	2	
42	704-48242-10	.SHAFT, DRIVE .EJE, PROPULSION				2	2	
43	6X3-48225-20	.COVER .CUBIERTA				2	2	
44	704-48192-00	.WASHER 2 .RONDANA 2				2	2	
45	97890-06018	.SCREW, PAN HEAD .TORNILLO				4	4	
46	92990-06300	.WASHER, INTERNAL TOOTH .ARANDELA PLANA				4	4	
47	EL8-48279-00	.CIRCLIP 2 .SEGURO2				2	2	
48	704-48234-00	.BUSHING 1 .BUJE				2	2	
49	704-48219-P0	.COVER, LEAD .CUBIERTA				2	2	
50	704-48144-20	.PLATE, STOPPER 2 .PLACA, RETEN 2				2	2	
51	704-48176-10	.GROMMET .TOPON				1	1	
52	704-48192-P0	.WASHER 2 .RONDANA 2				2	2	
53	704-48233-00	.GEAR 2 .ENGRANAJE 2				2	2	
54	704-48235-00	.BUSHING .BUJE				2	2	

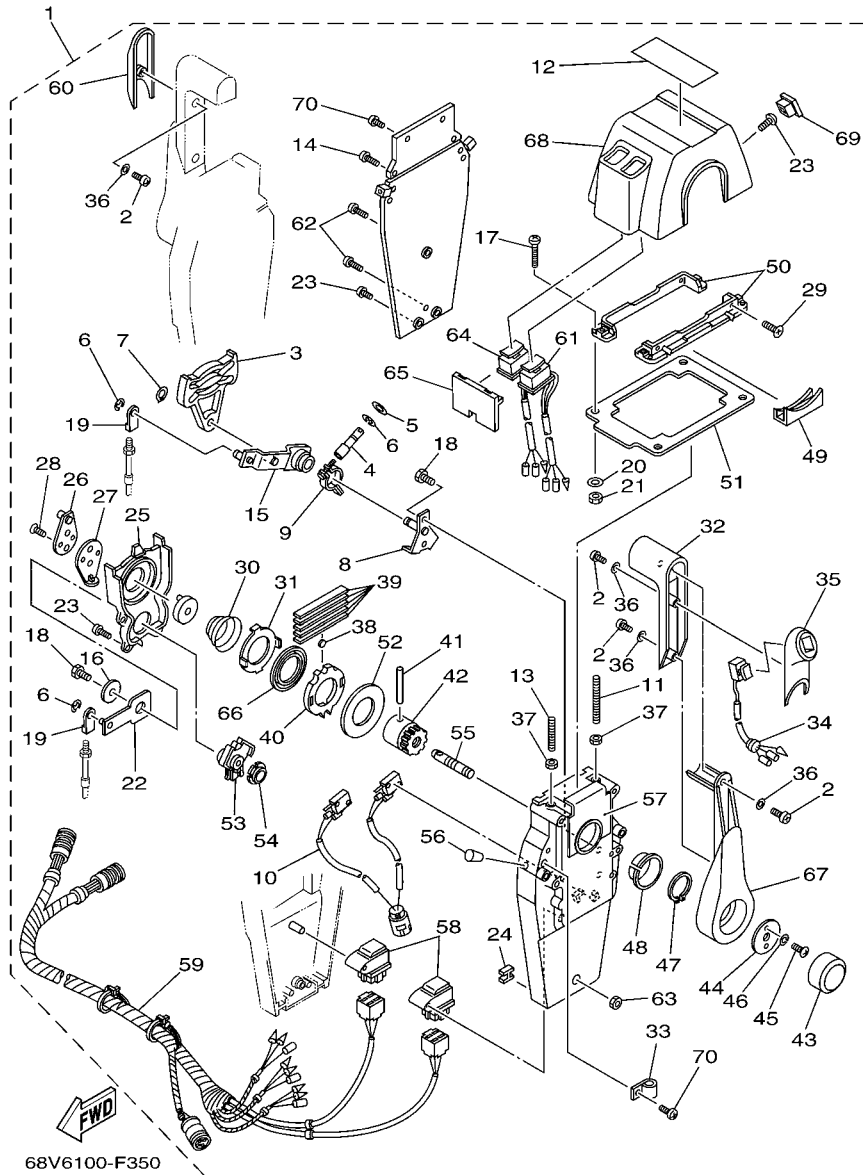
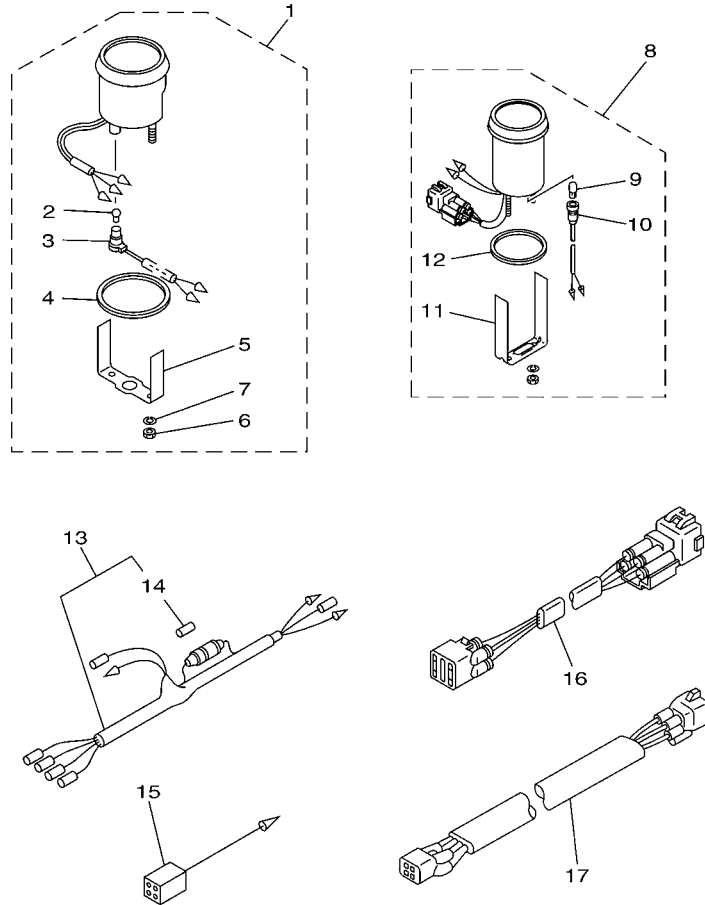


FIG. 30 REMOTE CONTROL ASSY 2 CONTROL REMOTO COMPL 2

REF. NO.	PART NO. CODIGO Nº	DESCRIPTION DESCRIPCION	6G48	6G58	60H8	6K08	60J8	REMARKS OBSERVACIONES
55	704-48153-00	.SHAFT, FREE ACCEL. .EJE				2	2	
56	704-48166-00	.PLUG .TAPON				2	2	
57	704-48284-P0	.GROMMET .TAPON				2	2	
58	704-81950-10	.RELAY ASSY .RELE COMPLETO				2	2	
59	704-82590-10	.WIRE HARNESS ASSY .CONJUNTO DE CABLES				1	1	
60	704-48229-R0	.GRIP, CONTROL LEVER .MANGO DE PALANCA CONTROL 2				1	1	
61	704-82563-H1	.TRIM & TILT SWITCH ASSY .INTERRUPTOR DE INCLINACION				1	1	
62	704-48128-00	.SCREW 2 .TORNILLO 2				3	3	
63	704-48156-00	.NUT 1 .TUERCA 1				1	1	
64	704-82563-J1	.TRIM & TILT SWITCH ASSY .INTERRUPTOR DE INCLINACION				1	1	
65	704-48285-10	.GROMMET 2 .TAPON 2				1	1	
66	704-48178-00	.PLATE, SHIFT .PLACA				2	2	
67	704-48221-P0	.LEVER, CONTROL .PALANCA CONTROL				2	2	
68	704-48119-41	.COVER .CUBIERTA				1	1	
69	704-48167-11	.PLUG .TAPON AGUJERO				1	1	
70	97890-05016	.SCREW, PAN HEAD .TORNILLO				5	5	



6G58200-G310

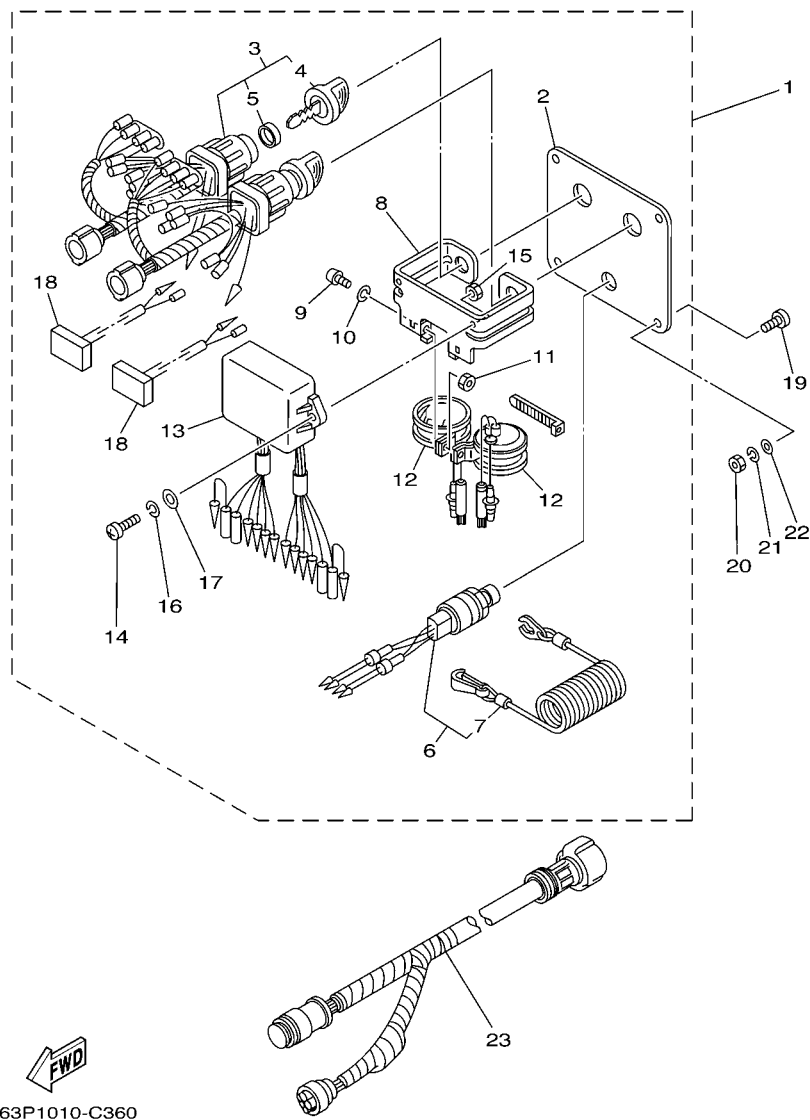
FIG. 31 METER

MEDIDOR

REF. NO.	PART NO. CODIGO Nº	DESCRIPTION DESCRIPCION	6G48	6G58	60H8	6K08	60J8	REMARKS OBSERVACIONES
1	6Y7-83540-20	TACHOMETER ASSY TACOMETRO COMPLETO	1	1	1	1	1	AP AP
2	6Y5-83517-00	.BULB (T10, 12V-1.7W) .BOMBILLA (T10, 12V-1.7W)	1	1	1	1	1	
3	6Y5-83536-40	.SOCKET, METER .ENCASTRE DE MEDIDOR	1	1	1	1	1	
4	6Y5-83523-00	.DAMPER .AMORTIGUADOR	1	1	1	1	1	
5	6Y5-83514-00	.PLATE, FITTING .PLACA ACCESORIA	1	1	1	1	1	
6	95380-05600	.NUT .TUERCA	2	2	2	2	2	
7	92990-05100	.WASHER, SPRING .ARANDELA PLANA	2	2	2	2	2	
8	6Y7-83670-00	TRIM METER ASSY. MEDIDOR DE INCLINACION	1	1	1	1	1	AP AP
9	6Y5-83518-00	.BULB (12V-1.7W T6.5) .BOMBILLA (12V-1.7W T6.5)	1	1	1	1	1	
10	6Y5-83536-00	.SOCKET, METER .ENCASTRE DE MEDIDOR	1	1	1	1	1	
11	6Y5-83544-00	.PLATE, FITTING .PLACA ACCESORIA	1	1	1	1	1	
12	688-83664-00	.DAMPER .AMORTIGUADOR	1	1	1	1	1	
13	6Y5-83553-00	WIRE, LEAD (L=2.5M) CABLE CONDUCTOR (L=2.5M)	1	1	1	1	1	AP AP
14	1E6-82151-00	.FUSE (10A) .FUSIBLE (10A)	1	1	1	1	1	
15	6Y5-82117-00	WIRE, LEAD (BLACK) (L300) CABLE, CONDUCTOR (NEGRO)	1	1	1	1	1	AP AP
16	6R3-82553-70	EXTENSION, WIRE LEAD (L=7.0M) CABLE (L=7.0M)	1	1	1			AP (4P) AP (4P)
	6R3-82553-80	EXTENSION, WIRE LEAD (L=8.0M) CABLE (L=8.0M)				1	1	AP (4P) AP (4P)
17	6R3-82553-30	EXTENSION, WIRE LEAD (L=3.0M) CABLE (L=3.0M)				1	1	AP (4P) AP (4P)
	6R3-82553-90	EXTENSION, WIRE LEAD CABLE				1		AP FOR MDV AP FOR MDV

FIG. 32 SWITCH & PANEL

PANEL DE INTERRUPTOR

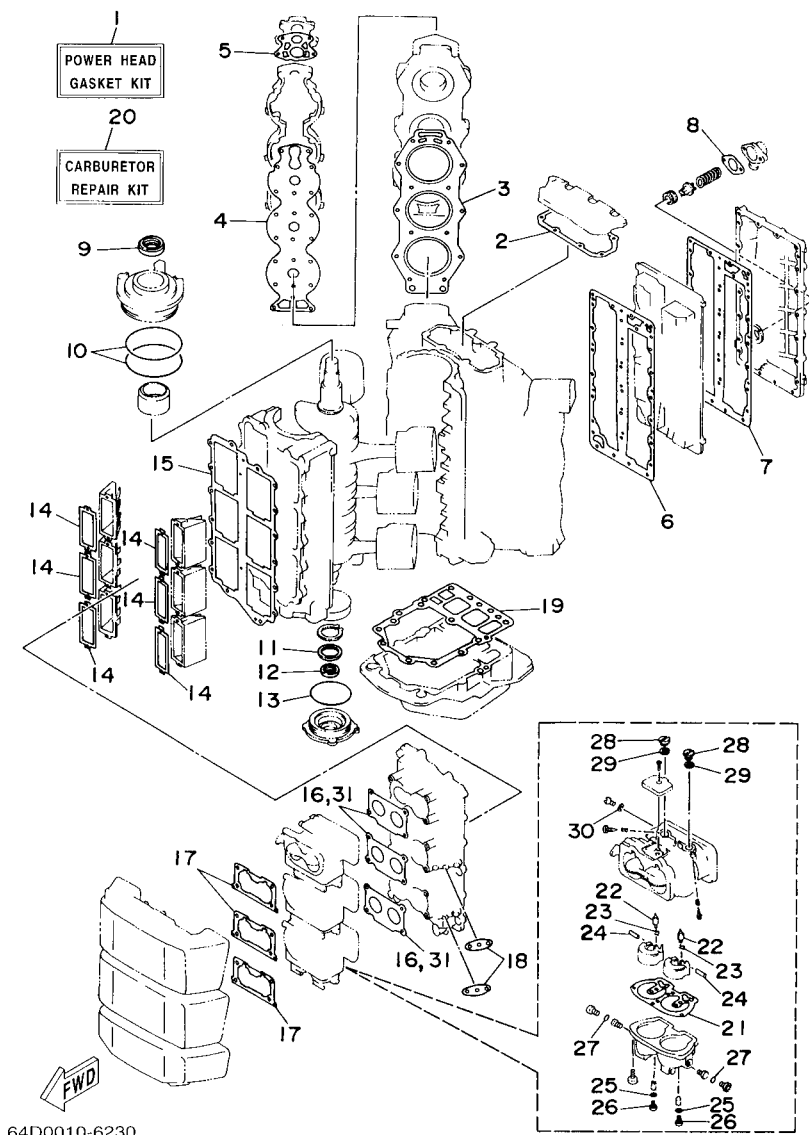


REF. NO.	PART NO. CODIGO Nº	DESCRIPTION DESCRIPCION	6G48	6G58	60H8	6K08	60J8	REMARKS OBSERVACIONES
1	6K1-82570-08	PANEL SWITCH ASSY INTERRUPTOR DE PANEL COMPL.				1	1	AP AP
2	6K1-82571-02	.PLATE, PANEL SWITCH .PANEL DE INTERRUPTOR				1	1	
3	6K1-82510-06	.MAIN SWITCH ASSY .CONJUNTO DE LLAVE IGNICION				2	2	
4	703-82577-00	..CAP, KEY ..TAPA				1	1	
5	6K1-82532-00	..CAP ..TAPA				1	1	
6	6K1-82575-00	.ENGINE STOP SWITCH ASSY .INTERRUPTOR DE PARADA COMPL				1	1	
7	682-82556-00	..LANYARD, STOP SWITCH ..RETENER				1	1	
8	6K1-83614-01	.BRACKET .SOPORTE				1	1	
9	98980-05010	.SCREW, BIND .TORNILLO DE LIGAR				2	2	
10	92990-05100	.WASHER, SPRING .ARANDELA PLANA				2	2	
11	95380-05600	.NUT .TUERCA				2	2	
12	688-83383-11	.BUZZER .ZUMBADOR				2	2	
13	6K1-85830-01	.CONTROL UNIT ASSY .UNIDAD CONTROL				1	1	
14	98980-06020	.SCREW, BIND .TORNILLO DE LIGAR				2	2	
15	95380-06600	.NUT, HEXAGON .TUERCA				2	2	
16	92990-06100	.WASHER, SPRING .ARANDELA PLANA				2	2	
17	92990-06600	.WASHER, PLATE .ARANDELA PLANA				2	2	
18	6K1-81980-00	.DIODE ASSY .CONJUNTO DIODO				2	2	
19	90149-05M05	SCREW TORNILLO DE REGLAJE				4	4	AP AP
20	95380-05600	NUT TUERCA				4	4	AP AP
21	92990-05100	WASHER, SPRING ARANDELA PLANA				4	4	AP AP
22	92990-05600	WASHER, PLATE ARANDELA PLANA				4	4	AP AP
23	6K1-8258A-40	EXTENSION, WIRE HARNESS (8M) EXTENSION, ARNES DE CABLES (8M)				2	2	AP (10P) AP (10P)

FIG. 33 REPAIR KIT 1

ESTUCHE REPARATION 1

REF. NO.	PART NO. CODIGO Nº	DESCRIPTION DESCRIPCION	6G48	6G58	60H8	6K08	60J8	REMARKS OBSERVACIONES
1	6G5-W0001-11	POWER HEAD GASKET KIT JUEGO DE EMPAQUE	1	1	1	1	1	
2	6E5-11381-A2	.GASKET 1 .EMPAQUE 1	1	1	1	1	1	
3	6G5-11181-A2	.GASKET, CYLINDER HEAD 1 .JUNTA, DE CULATA 1	2	2	2	2	2	
4	6G5-11193-A1	.GASKET, HEAD COVER 1 .EMPAQUE	2	2	2	2	2	
5	688-12414-A1	.GASKET, COVER .EMPAQUE	2	2	2	2	2	
6	6G5-41112-A1	.GASKET, EXHAUST INNER COVER .EMPAQUE	1	1	1	1	1	
7	6G5-41114-A0	.GASKET, EXHAUST OUTER COVER .EMPAQUE	1	1	1	1	1	
8	6G5-11382-A1	.GASKET 2 .EMPAQUE 2	1	1	1	1	1	
9	93102-40M14	.OIL SEAL .SELLO ACEITE	1	1	1	1	1	
10	93211-04001	.O-RING .ANILLO O	2	2	2	2	2	
11	93102-35M61	.OIL SEAL .SELLO ACEITE	1	1	1	1	1	
12	93101-22M15	.OIL SEAL .SELLO ACEITE	1	1	1	1	1	
13	93210-74M35	.O-RING .ANILLO O	1	1	1	1	1	
14	6E5-13621-A1	.GASKET, VALVE SEAT .JUNTA, DE VALV.DE EMPAQUE	6	6	6	6	6	
15	6G5-13645-A2	.GASKET, MANIFOLD 1 .EMPAQUE	1	1	1	1	1	
16	6E5-14198-A2	.GASKET .EMPAQUE	3	3	3	3	3	
17	6K7-14483-00	.GASKET .EMPAQUE	3	3	3	3	3	
18	650-24431-A0	.GASKET, FUEL PUMP 1 .EMPAQUE BOMBA COMBUST 1	2	2	2	2	2	
19	68F-45113-00	.GASKET, UPPER CASING .EMPAQUE	1	1	1	1	1	
20	64D-W0093-01	CARBURETOR REPAIR KIT KIT REPARACION CARBURADOR	1	1	1	1	1	
21	64D-14384-01	.GASKET, FLOAT CHAMBER .EMPAQUE DE CAMARA DE BOIA	1	1	1	1	1	
22	6E5-14546-00	.VALVE, NEEDLE .VALVULA DE AGUJA	2	2	2	2	2	
23	6E5-14159-00	.CLIP .PRESILLA	2	2	2	2	2	
24	6E5-14386-02	.PIN, FLOAT .PASADOR DE BOIA	2	2	2	2	2	
25	61U-14959-00	.GASKET .EMPAQUE	2	2	2	2	2	
26	64D-14394-00	.VALVE, DRAIN .VALVULA DE DRENAJE	2	2	2	2	2	
27	6E5-14398-01	.GASKET .EMPAQUE	2	2	2	2	2	

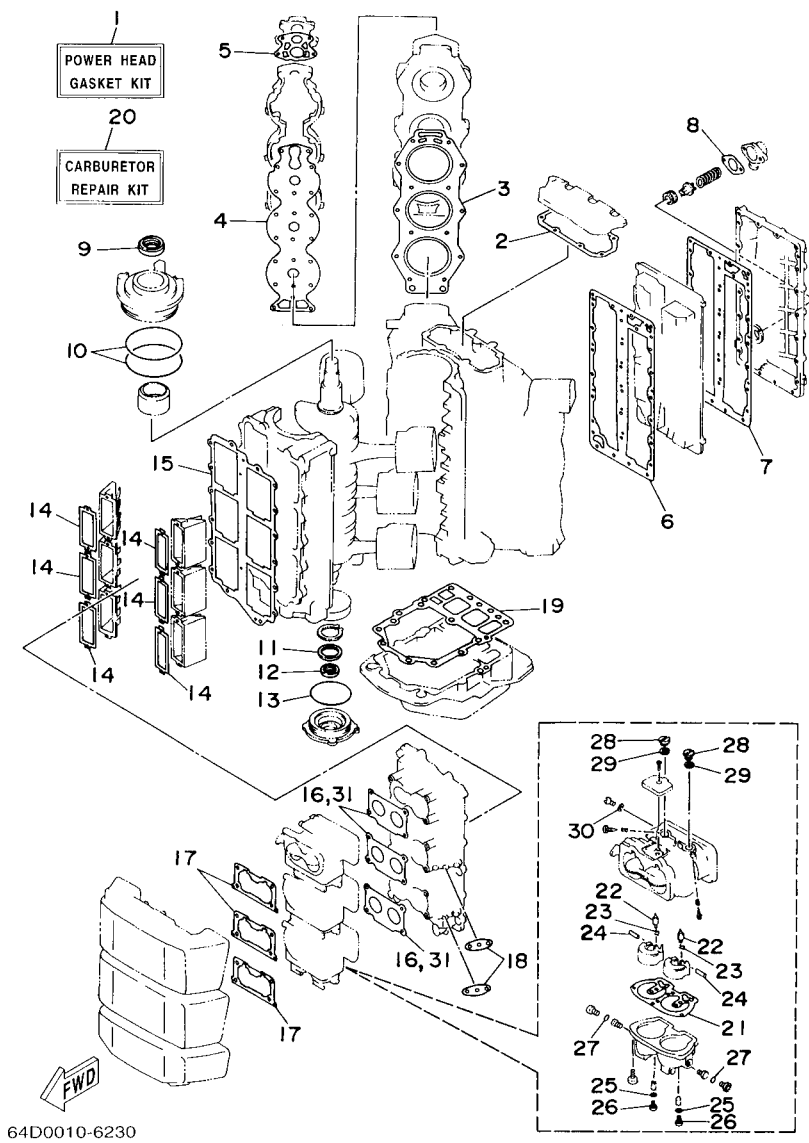


64D0010-6230

FIG. 33 REPAIR KIT 1

ESTUCHE REPARATION 1

REF. NO.	PART NO. CODIGO Nº	DESCRIPTION DESCRIPCION	6G46	6G58	60H8	6K08	60J8	REMARKS OBSERVACIONES
28	6E5-14328-01	.PLUG .TORNILLO TOPE DE PILOTO	2	2	2	2	2	
29	6E5-14979-00	.GASKET .EMPAQUE DE ARRANQUE	2	2	2	2	2	
30	6J8-14959-00	.GASKET .EMPAQUE	1	1	1	1	1	
31	6E5-14198-A2	.GASKET .EMPAQUE	1	1	1	1	1	



64D0010-6230

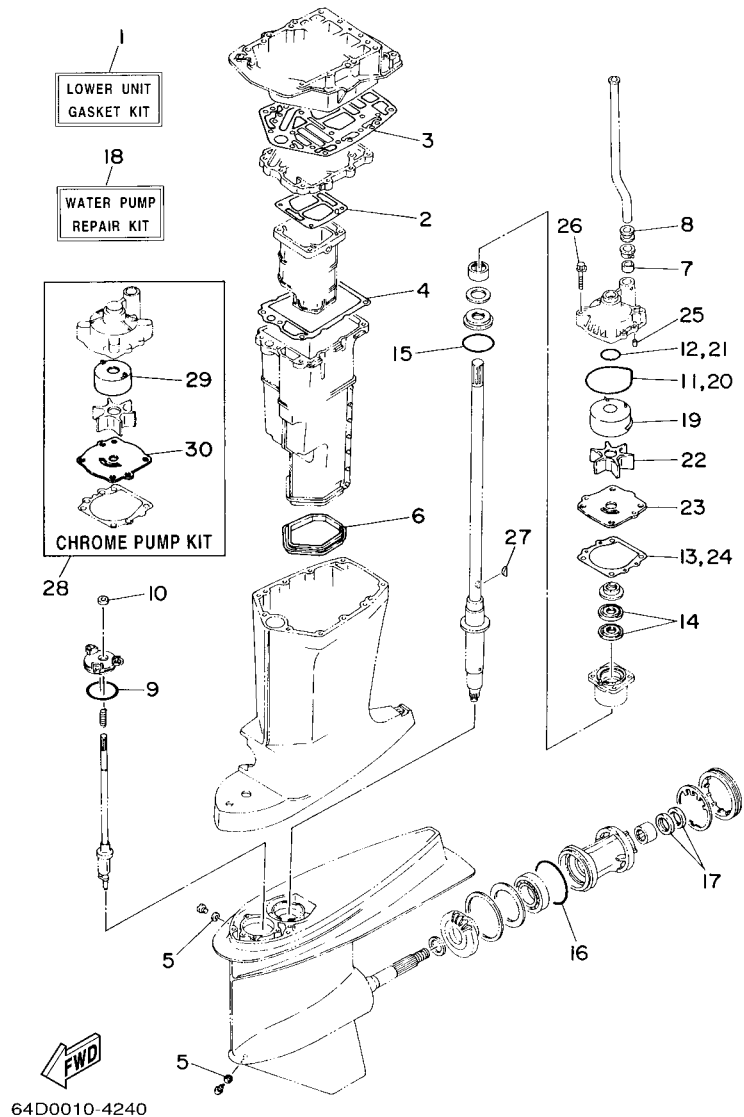


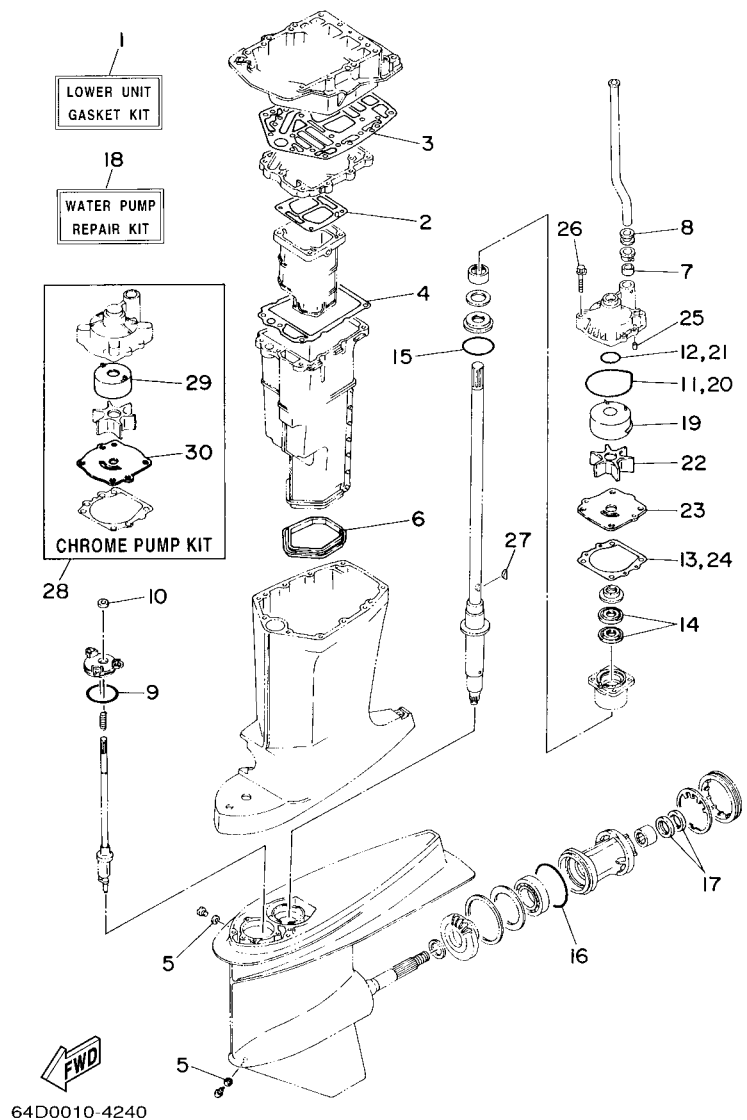
FIG. 34 REPAIR KIT 2

ESTUCHE REPARATION 2

REF. NO.	PART NO. CODIGO Nº	DESCRIPTION DESCRIPCION	6G48	6G58	60H8	6K08	60J8	REMARKS OBSERVACIONES
1	6G5-W0001-C1	LOWER UNIT GASKET KIT JUEGO DE EMPAQUE UNIDAD INFER	1	1	1	1	1	
2	6G5-41134-A1	.GASKET, EXHAUST MANIFOLD .EMPAQUE	1	1	1	1	1	
3	6G5-45114-A1	.GASKET, UPPER CASING .EMPAQUE	1	1	1	1	1	
4	6E5-41135-A0	.GASKET, EXHAUST MANIFOLD .EMPAQUE	1	1	1	1	1	
5	90430-08020	.GASKET JUNTA	2	2	2	2	2	
6	6E5-45123-00	.GASKET, MUFFLER .EMPAQUE SILENCIADOR	1	1	1	1	1	
7	6E5-44365-00	.DAMPER, WATER SEAL .HULE DE SELLO DE AGUA	1	1	1	1	1	
8	6E5-44366-00	.DAMPER, WATER SEAL .GOMA DEL SELLO DE AGUA	1	1	1	1	1	
9	93210-58144	.O-RING .ANILLO O	1	1	1	1	1	
10	93106-09014	.OIL SEAL .SELLO ACEITE	1	1	1	1	1	
11	93210-86M38	.O-RING .ANILLO O	1	1	1	1	1	
12	93210-37160	.O-RING .ANILLO O	1	1	1	1	1	
13	6E5-44315-A0	.GASKET, WATER PUMP .EMPAQUE	1	1	1	1	1	
14	93101-28M16	.OIL SEAL .SELLO ACEITE	2	2	2	2	2	
15	93210-55M14	.O-RING .ANILLO O	1	1	1	1	1	
16	93210-97M55	.O-RING .ANILLO O	1	1	1	1	1	
17	93101-30M17	.OIL SEAL .SELLO ACEITE	2	2	2	2	2	
18	61A-W0078-A3	WATER PUMP REPAIR KIT ESTUCHE REPARACION BOMBA AGUA	1	1	1	1	1	
19	61A-44322-02	.INSERT, CARTRIDGE .CARTUCHO	1	1	1	1	1	
20	93210-86M38	.O-RING .ANILLO O	1	1	1	1	1	
21	93210-37160	.O-RING .ANILLO O	1	1	1	1	1	
22	6E5-44352-01	.IMPELLER .IMPULSOR	1	1	1	1	1	
23	6G5-44323-00	.OUTER PLATE, CARTRIDGE .PLACA EXTERIOR DEL CARTUCHO	1	1	1	1	1	
24	6E5-44315-A0	.GASKET, WATER PUMP .EMPAQUE	1	1	1	1	1	
25	93606-12019	.PIN, DOWEL .PASADOR DE CLAVIJA	2	2	2	2	2	
26	90119-08M14	.BOLT, WITH WASHER .TORNILLO CON ARANDELA	4	4	4	4	4	
27	90280-04M05	.KEY, WOODRUFF .CUNA WOODRUFF	1	1	1	1	1	

FIG. 34 REPAIR KIT 2

ESTUCHE REPARACION 2



REF. NO.	PART NO. CODIGO Nº	DESCRIPTION DESCRIPCION	6G48	6G58	60H8	6K08	60J8	REMARKS OBSERVACIONES
28	61A-W0078-2A	CHROME PUMP KIT ESTUCHE REPARACION BOMBA AGUA	1	1	1	1	1	
29	6R3-44322-42	.INSERT, CARTRIDGE .CARTUCHO	1	1	1	1	1	
30	6G5-44323-40	.OUTER PLATE, CARTRIDGE .PLACA EXTERIOR DEL CARTUCHO	1	1	1	1	1	

NUMERICAL INDEX
INDICE NUMERICO

PART NO. CODIGO N°	REF. NO.	PART NO. CODIGO N°	REF. NO.	PART NO. CODIGO N°	REF. NO.	PART NO. CODIGO N°	REF. NO.	PART NO. CODIGO N°	REF. NO.	PART NO. CODIGO N°	REF. NO.
6G5-11111-04-1S	4 - 1	64D-11646-22	3 - 22	64D-14384-01	6 - 4	6E5-24305-06	25 - 9	64D-41111-00-1S	4 - 12	6G4-42678-31	1 - 19
6G5-11111-10-1S	4 - 1	60H-11650-00	3 - 26		33 - 21	6Y2-24305-06	25 - 11	6G5-41112-A1	4 - 13	6G5-42678-31	1 - 19
6E5-11119-01	2 - 18	6E5-12411-30	4 - 7	6E5-14385-02	6 - 6	6Y2-24306-0B	25 - 8		33 - 6	6G6-42678-31	1 - 19
6G5-11181-A2	4 - 2	688-12412-00	4 - 8	6E5-14386-02	6 - 9	6Y2-24306-A5	8 - 1	6R3-41113-00-1S	4 - 15	6G5-4267A-31	1 - 21
	33 - 3	688-12413-00-1S	4 - 9		33 - 24	6G5-24313-01	7 - 3	6G5-41114-A0	4 - 14	6G5-42681-31	1 - 23
6G5-11191-00-1S	4 - 4	688-12414-A1	4 - 10	64D-14394-00	6 - 12	6G5-24314-10	7 - 20		33 - 7	6G5-42682-31	1 - 24
6G5-11193-A1	4 - 5		33 - 5		33 - 26	6E5-24315-00	7 - 25	6G5-41131-01-5B	20 - 21	648-42715-00	15 - 49
	33 - 4	60H-12416-00	4 - 19	647-14395-60	5 - 29	6G5-24315-00	7 - 24	6G5-41131-10-5B	20 - 21	6E5-42716-10	14 - 36
6R3-1131M-01	2 - 14	6G5-12576-00	4 - 25	6E5-14398-01	6 - 17	6G5-24316-10	7 - 43	64D-41132-00-5B	20 - 25	6E5-42724-00	20 - 11
6E5-11325-00	2 - 12	6G5-12581-00	20 - 12		33 - 27	6G5-24317-01	7 - 48	64D-41132-10-5B	20 - 25	6E5-42725-00	14 - 15
646-11370-01	2 - 5	6E5-13610-00	5 - 1	6G5-1441K-00	5 - 27	6G5-24318-10	7 - 49	6G5-41134-A1	20 - 26	688-42726-10	14 - 24
6E5-11370-01	5 - 8	6G5-13610-00	5 - 1	6R3-14440-02	5 - 26	6G5-24319-10	7 - 50		34 - 2	6E5-42738-01-5B	14 - 16
6E5-11371-00-1S	2 - 20	6E5-13621-A1	5 - 3	6K7-14483-00	5 - 30	6Y1-24329-00	25 - 5	6E5-41135-A0	20 - 33	6E5-42741-01-4D	14 - 26
6G5-11372-00-1S	4 - 23		33 - 14		33 - 17	6E5-24351-01	8 - 3		34 - 4	6H4-42748-00	14 - 2
624-11379-00	2 - 3	6G5-13641-00-1S	5 - 6	624-14485-00	5 - 7		25 - 14	6G5-41137-02-94	20 - 10	6E5-42761-00-1S	2 - 23
6E5-11381-A2	2 - 21	6G5-13645-A2	5 - 17	6G5-14488-02	9 - 22	61J-24360-11	8 - 5	6G5-41211-01	15 - 29	6E5-42762-00-1S	2 - 24
	33 - 2		33 - 15	6E5-14527-01	6 - 27		25 - 16	6E5-41213-00	15 - 32	6E5-42769-00	20 - 5
6G5-11382-A1	4 - 22	6E5-14159-00	6 - 8	6E5-14546-00	6 - 7	6E5-24367-01	14 - 30	6G5-41217-01	5 - 21	6E5-42771-01-4D	14 - 27
	33 - 8		33 - 23		33 - 22	6E5-24367-10	14 - 33	662-41237-01	15 - 25	6G5-42791-00	14 - 41
6R3-11397-01	2 - 15	6E5-14198-A2	5 - 19	6E5-14711-01-5B	20 - 29	6G5-24376-00	7 - 46	6E5-41256-01	5 - 22	6G5-42791-10	14 - 41
6G5-11411-02	3 - 1		33 - 16	6E5-14711-10-5B	20 - 29	6G5-24377-00	7 - 47	6E5-41256-01	5 - 22	6R3-42791-41	20 - 2
6E5-11447-00	3 - 2		33 - 31	64D-14721-20-5B	20 - 38	650-24378-00	4 - 16	661-41262-02	5 - 23	6R3-42792-41	20 - 3
663-11518-01	2 - 4	6E5-14223-00	6 - 25	64D-14721-30-5B	20 - 38	6E5-24378-00	7 - 23	6E5-41271-02	5 - 24	688-42815-01-4D	14 - 3
64D-11603-02	3 - 17	64C-14301-02	6 - 1	6E5-14737-00	20 - 30	6E5-24410-04	7 - 27	689-41273-00	5 - 25	688-42816-00	14 - 4
	3 - 19	64D-14301-02	6 - 1	64D-1492E-75	6 - 13	6E5-24411-01	7 - 32	688-41611-00	9 - 11	6G5-42816-00	14 - 9
	3 - 21	64E-14301-02	6 - 1		6 - 13	6E5-24412-11	7 - 35	688-41612-00	9 - 12	6E5-42816-01	14 - 10
	3 - 23	64E-14301-10	6 - 1	64D-1492E-76	6 - 14	6E5-24413-01	7 - 29	6G5-41631-01-1S	15 - 9	6E5-42817-01-4D	14 - 8
64D-11604-02	3 - 17	6G4-14301-10	6 - 1	64D-1492E-77	6 - 15	6A0-24421-01	7 - 36	61H-41632-02-1S	15 - 6	64E-43111-02-8D	16 - 1
	3 - 19	64C-14302-02	6 - 2	64D-1492E-79	6 - 16	6E5-24423-00	7 - 34	6G5-41636-01	15 - 23	64E-43112-02-8D	16 - 9
	3 - 21	64D-14302-02	6 - 2	64D-1492F-42	6 - 10	648-24424-00	7 - 33	6E5-42510-05-8D	17 - 10	64E-43126-00	16 - 37
	3 - 23	64E-14302-02	6 - 2	61A-1492H-12	6 - 18	650-24431-A0	7 - 41	6E5-42510-25-8D	17 - 10	64E-43131-01	16 - 15
64D-11605-02	3 - 17	64E-14302-10	6 - 2	61U-14959-00	6 - 11		33 - 18	6G4-42610-60-4D	1 - 1	64E-43139-10	17 - 1
	3 - 19	6G4-14302-10	6 - 2		33 - 25	6E5-24435-01	7 - 31	6G5-42610-60-4D	1 - 1	6G5-43144-00	16 - 27
	3 - 21	64C-14303-02	6 - 3	6J8-14959-00	6 - 30	6E5-24444-01	7 - 28	6G6-42610-60-4D	1 - 1	6E5-43145-01	26 - 8
	3 - 23	64D-14303-02	6 - 3		33 - 30	6E5-24471-01	7 - 30	6G5-42613-00-4D	1 - 15	6G5-43148-00	16 - 32
64D-11631-02-90	3 - 16	64E-14303-02	6 - 3	6E5-14979-00	6 - 23	6E5-24486-00	7 - 40	6E5-42615-00	1 - 14	6G5-43181-02	16 - 29
64D-11631-22-90	3 - 18	64E-14303-10	6 - 3		33 - 29	6E5-24492-00	7 - 39	6E5-42617-00	1 - 11	6G5-43185-02	16 - 30
6R5-11633-10	3 - 24	6G4-14303-10	6 - 3	60H-15100-00-1S	2 - 2	68F-24521-00	7 - 6	6G5-42619-00	1 - 12	64E-43311-10-8D	16 - 22
6R5-11634-10	3 - 25	6E5-14321-00	6 - 20	64C-15100-22-1S	2 - 2	65L-24531-01	7 - 7	6G5-42627-00	1 - 13	64E-43311-20-8D	16 - 22
64D-11635-02	3 - 16	6E5-14323-03	6 - 24	64D-15100-22-1S	2 - 2	60H-24558-00	7 - 11	6E5-42647-00-94	1 - 2	61A-43376-00	17 - 8
64D-11635-22	3 - 18	6E5-14324-00	6 - 29	6E5-15163-00-1S	3 - 3	60H-24560-00	7 - 5	6E5-42649-01-94	1 - 3	64E-43800-04-4D	18 - 1
64D-11636-02	3 - 16	6A0-14325-00	7 - 37	6G5-15359-00-94	3 - 11	61A-24563-00	7 - 9	688-42652-00	1 - 8	64E-43802-00	19 - 8
64D-11636-22	3 - 18	6E5-14328-01	6 - 22	6YJ-24167-00	25 - 7	61A-24564-00	7 - 8	6E5-42652-00	1 - 7	64E-43805-00	19 - 37
64D-11642-02-90	3 - 20		33 - 28	6YJ-24201-10	25 - 1	61U-24566-01	7 - 15	663-42662-00	1 - 4	64E-4380F-00	19 - 33
64D-11642-22-90	3 - 22	64E-1432A-00	6 - 31	6Y1-24260-12	25 - 3	6YJ-24610-01	25 - 2	6G4-42677-40	1 - 18	64E-4380J-00	19 - 30
64D-11645-02	3 - 20	6J8-14334-00	6 - 21	6Y1-24268-00	25 - 6	68F-24649-00	7 - 10	6G5-42677-40	1 - 18	64E-43810-01	18 - 6
64D-11645-22	3 - 22	64D-14381-00	6 - 5	6E5-24304-10	7 - 1	6A1-28176-00	14 - 42	6G6-42677-40	1 - 18	64E-43811-01	18 - 7
64D-11646-02	3 - 20	61A-14383-01	6 - 19	6E5-24305-06	8 - 6	61H-2819R-31	7 - 54	64D-42678-30	1 - 22	6E5-43814-02	18 - 14

NUMERICAL INDEX
INDICE NUMERICO

PART NO. CODIGO N°	REF. NO.	PART NO. CODIGO N°	REF. NO.	PART NO. CODIGO N°	REF. NO.	PART NO. CODIGO N°	REF. NO.	PART NO. CODIGO N°	REF. NO.	PART NO. CODIGO N°	REF. NO.
64E-43816-00	19 - 17	64E-43883-00	18 - 12	6E5-44366-00	34 - 8	64D-45375-00	20 - 40	6G5-45577-40	23 - 65	6G5-45972-02-98	22 - 22
64E-43817-00	18 - 5	64E-4388E-00	18 - 26	6E5-44391-00	14 - 14	688-45375-00	21 - 11	6G5-45577-50	21 - 65	6E5-45972-10	22 - 23
64E-43817-10	19 - 19	64E-4388E-10	19 - 1	6E5-44511-00-5B	17 - 38		23 - 12		23 - 65	6K1-45974-02-98	24 - 19
6BC-43818-00	18 - 34	64E-4388J-00	18 - 3	6J9-44514-00-94	17 - 31	64D-45376-00-94	21 - 10	6G5-45577-60	21 - 65	6G5-45974-03-98	22 - 22
64E-4381G-00	18 - 28	64E-43891-00	19 - 31	6G5-44526-00	16 - 3		23 - 11		23 - 65	6E5-45974-10	22 - 23
64E-43820-01	18 - 16	64E-43892-00	19 - 34	68F-44533-00	2 - 25	663-45376-00-94	21 - 10	6K1-45578-01	23 - 69	6G5-45976-01-98	22 - 22
64E-43821-01	18 - 17	6E5-43896-00	19 - 9	6G5-44551-01-8D	17 - 13	6E5-45378-00	21 - 12	6K1-45578-10	23 - 69	6E5-45976-10	22 - 23
64E-43822-00	18 - 18	64E-43897-00	18 - 25	6E5-44552-01-94	17 - 24	6J8-45378-00	23 - 13	6K1-45578-20	23 - 69	6K1-45978-02-98	24 - 19
64E-43825-02	18 - 2	64E-43898-00	18 - 8	6E5-44553-01-8D	17 - 27	6G5-45383-01	21 - 68	6K1-45578-30	23 - 69	6G5-45978-03-98	22 - 22
64E-43827-00	19 - 22	6E5-44117-00-1S	15 - 36	6J9-44555-00-94	17 - 16		23 - 67	6K1-45578-40	23 - 69	6E5-45978-10	22 - 23
64E-43828-00	18 - 23	6E5-44118-01-94	15 - 44	663-44575-00	17 - 37	6G5-45384-00	21 - 69	6K1-45578-50	23 - 69	6E5-45987-01	22 - 17
64E-43829-00	18 - 24	6E5-44120-03	15 - 51	6E5-44575-00	17 - 15		23 - 68	6K1-45578-60	23 - 69		24 - 14
64E-4382G-00	18 - 30	6E5-44120-23	15 - 51	6E5-45111-02-8D	20 - 1	6G5-45501-01	21 - 43	6E5-45587-01	21 - 37	6E5-45994-10	22 - 25
64E-43830-00	19 - 4	68F-44121-00	15 - 38	6E5-45111-23-8D	20 - 1	6G5-45501-21	21 - 43		23 - 36	688-45997-01	22 - 18
64E-43831-00	19 - 2	6E5-44122-00	15 - 39	68F-45113-00	20 - 14		23 - 42	6E5-45587-10	21 - 37		24 - 15
64E-43841-00	19 - 7	6K1-44150-01	23 - 18		33 - 19	6G5-45536-01	21 - 9		23 - 36	704-48119-41	30 - 68
64E-43843-00	19 - 6	6G5-44150-02	21 - 19	6G5-45114-A1	20 - 22		23 - 10	6E5-45587-20	21 - 37	EL8-48127-00	30 - 23
64E-43843-10	19 - 38	688-44194-00	15 - 14		34 - 3	6G5-45551-10	21 - 44		23 - 36	704-48128-00	30 - 2
64E-4384J-00	18 - 19		15 - 28	663-45119-00	16 - 14		23 - 43	6E5-45587-30	21 - 37		30 - 62
64E-43850-00	19 - 15	61A-44311-01	21 - 22		16 - 25	6K1-45560-01	23 - 45		23 - 36	704-48144-20	30 - 50
64E-43851-00	19 - 11		23 - 21	64D-45123-00	20 - 39	6G5-45560-10	21 - 46	6E5-45587-40	21 - 37	703-48152-00	29 - 57
64E-43855-00	19 - 14	6E5-44312-00	21 - 27	6E5-45123-00	20 - 32	6G5-45567-01	21 - 5		23 - 36	703-48153-00	29 - 3
64E-43858-00	19 - 12		23 - 26		34 - 6		23 - 6	6E5-45587-50	21 - 37	704-48153-00	30 - 55
	19 - 18	6E5-44315-A0	21 - 31	6E5-45155-00	20 - 4	6G5-45567-10	21 - 5		23 - 36	704-48156-00	30 - 63
6E5-43858-00	18 - 29		23 - 30	6J9-45214-00	22 - 8		23 - 6	6E5-45587-60	21 - 37	EL8-48164-00	30 - 41
72X-43858-00	19 - 5		34 - 13		24 - 8	6G5-45567-20	21 - 5		23 - 36	704-48166-00	30 - 56
64E-43859-00	19 - 13		34 - 24	6J9-45215-00	22 - 9		23 - 6		21 - 48	704-48167-11	30 - 69
64E-43860-00	19 - 20	61A-44322-02	34 - 19		24 - 9	6G5-45567-30	21 - 5		23 - 47	704-48176-10	30 - 51
6E5-43862-00	18 - 11	6R3-44322-42	21 - 23	6G5-45251-02	16 - 2		23 - 6	6G5-45631-10	21 - 56	704-48178-00	30 - 66
	18 - 15		23 - 22	6G5-45300-16-8D	21 - 1	6G5-45567-40	21 - 5		23 - 55	703-48189-00	29 - 17
6G5-43863-00	19 - 10		34 - 29	6K1-45300-25-8D	23 - 1		23 - 6	6E5-45633-01	21 - 57	EL8-48191-00	30 - 16
6E5-43864-00	18 - 21	6G5-44323-00	34 - 23	6G5-45300-26-8D	21 - 1	6G5-45567-50	21 - 5		23 - 56	704-48192-00	30 - 44
6G5-43864-00	18 - 20	6G5-44323-40	21 - 30	6J9-45301-05-8D	21 - 2		23 - 6	6E5-45634-01	21 - 50	704-48192-P0	30 - 52
64E-43865-00	19 - 16		23 - 29		23 - 2	6G5-45567-60	21 - 5		23 - 49	703-48198-00	29 - 14
6G5-43865-00	19 - 35		34 - 30	6E5-45318-00	20 - 36		23 - 6	6K1-45641-01	23 - 48	703-48205-17	28 - 1
64E-43866-00	18 - 10	6E5-44352-01	21 - 28	6E5-45321-00	21 - 15		23 - 59	6E5-45641-03	21 - 49		29 - 1
64E-43867-00	18 - 9		23 - 27		23 - 14	6K1-45570-20	23 - 59		22 - 22	704-48207-P1	28 - 2
64E-43868-00	19 - 3		34 - 22	6E5-45331-00-94	21 - 34	6G5-45571-02	21 - 60	6G5-45930-00-98	22 - 22		30 - 1
64E-43869-00	18 - 27	6E5-44361-00	22 - 2		23 - 33	6K1-45576-00	23 - 60	6G5-45932-00-98	22 - 22		29 - 61
6H1-4386K-10	19 - 29	6E5-44361-20	22 - 2	6J9-45332-00-94	21 - 58	6G5-45941-01-98	21 - 61	6G5-45941-01-98	22 - 22	703-48211-01	29 - 61
6E5-43872-00	18 - 13		24 - 2	6K1-45332-01-94	23 - 57	6G5-45576-10	21 - 61	6G5-45945-01-98	22 - 22	703-48212-00	29 - 58
64E-43873-00	19 - 24	6E5-44365-00	21 - 26	688-45341-10	21 - 7	6G5-45577-02	21 - 65	6K1-45947-00-98	24 - 19	703-48213-00	29 - 59
6E5-43874-01	18 - 22		22 - 3		23 - 8		21 - 65	6G5-45947-01-98	22 - 22	703-48215-00	29 - 43
64E-43875-00	19 - 25		23 - 25	6E5-45344-00	21 - 40	6G5-45577-10	21 - 65	6G5-45949-00-98	22 - 22	704-48215-30	30 - 12
64E-43879-00	19 - 27		24 - 3		23 - 39	6G5-45577-20	21 - 65	6G5-45952-00-98	22 - 22	703-48219-00	29 - 30
64E-43879-10	19 - 26		34 - 7	6J9-45371-01	22 - 12		23 - 65	6K1-45970-01-98	24 - 19	704-48219-P0	30 - 49
64E-4387A-00	19 - 23	6E5-44366-00	22 - 1	6K1-45371-02	24 - 12	6G5-45577-30	21 - 65	6G5-45970-02-98	22 - 22	703-48221-00	29 - 56
64E-43880-02	19 - 28		24 - 1	6E5-45371-10	22 - 24		23 - 65	6E5-45970-10	22 - 23	704-48221-P0	30 - 67
						6G5-45577-40	21 - 65	6K1-45972-01-98	24 - 19	703-48222-00	29 - 27

NUMERICAL INDEX
INDICE NUMERICO

PART NO. CODIGO N°	REF. NO.	PART NO. CODIGO N°	REF. NO.	PART NO. CODIGO N°	REF. NO.	PART NO. CODIGO N°	REF. NO.	PART NO. CODIGO N°	REF. NO.	PART NO. CODIGO N°	REF. NO.
704-48222-P0	30 - 32	703-48282-00	29 - 32	6K7-8182G-10	13 - 6	703-82563-02	29 - 55	663-85518-00	15 - 10	90119-06MA5	4 - 17
703-48223-00	29 - 28	704-48283-00	30 - 17	6E5-8182K-10	13 - 18	704-82563-51	30 - 34	6R3-85537-00	10 - 20	90119-06MA6	4 - 11
703-48225-00	29 - 29	703-48284-00	29 - 52	6N7-81830-00	13 - 13	704-82563-H1	30 - 61	6G6-85540-00	10 - 13	90119-08077	20 - 16
6X3-48225-20	30 - 43	704-48284-P0	30 - 57	6N7-81840-00	13 - 7	704-82563-J1	30 - 64	6R3-85542-03-1S	10 - 16	90119-08078	20 - 9
703-48226-00	29 - 26	704-48285-10	30 - 65	6N7-81850-10	13 - 2	6K1-82570-08	32 - 1	6G6-85550-02	9 - 1	90119-08M14	21 - 33
703-48227-00	29 - 24	701-48287-00	29 - 42	6N7-81857-00	13 - 12	6K1-82571-02	32 - 2	6R3-85570-01	11 - 6		23 - 32
704-48229-P1	30 - 35	704-48287-00	30 - 20	61A-81941-00	11 - 28	6K1-82575-00	32 - 6	6G6-85580-00	9 - 3		34 - 26
704-48229-R0	30 - 60	703-48291-10	29 - 39	6G5-81948-11	11 - 35	688-82575-01	29 - 47	6K1-85830-01	32 - 13	90119-08M22	14 - 23
704-48231-00	30 - 25	703-48293-10	29 - 41	6E5-81950-00	11 - 30	703-82577-00	29 - 45	64D-86110-01	11 - 20	90119-08M57	13 - 22
703-48232-00	29 - 62	701-48320-00	28 - 3	704-81950-10	30 - 58		32 - 4	6G5-87149-10	11 - 32	90119-08M76	13 - 20
704-48232-P1	30 - 40	701-48320-40	28 - 3	689-81952-10	11 - 29	6E3-8257H-00	14 - 43	6G5-W0001-11	33 - 1	90119-08M77	13 - 21
704-48233-00	30 - 53	701-48320-50	28 - 3	6E5-8195A-00	11 - 31	6E5-82587-00	11 - 25	6G5-W0001-C1	34 - 1	90119-08M79	20 - 15
703-48234-00	29 - 18	701-48320-70	28 - 3	6G5-81960-A0	10 - 1	6E5-82588-00	14 - 37	6E5-W0004-00	5 - 2	90119-08M94	2 - 10
704-48234-00	30 - 48	701-48320-80	28 - 3	688-81961-01	10 - 8	688-8258A-20	29 - 49	6G5-W0070-31	1 - 20	90119-08MA3	2 - 19
703-48235-00	29 - 4	6E5-48344-00	15 - 7	6K1-81980-00	32 - 18	6K1-8258A-40	32 - 23	61A-W0078-2A	34 - 28	90119-08MA8	4 - 3
704-48235-00	30 - 54		15 - 42	6G5-82105-02	11 - 40	60H-82590-00	11 - 12	61A-W0078-A3	34 - 18	90119-10M89	22 - 7
703-48236-00	29 - 16	703-48345-01	29 - 19	6E5-82116-00	11 - 34	704-82590-10	30 - 59	60H-W0090-01-1S	2 - 1		24 - 7
703-48238-00	29 - 22		30 - 19	6Y5-82117-00	31 - 15	703-82591-00	29 - 53	64C-W0090-04-1S	2 - 1	90149-05M05	32 - 19
704-48238-00	30 - 39	701-48350-10	28 - 3	6E5-82117-01	11 - 41	703-82592-00	29 - 54	64D-W0090-04-1S	2 - 1	90152-05M08	22 - 10
EL8-48241-00	30 - 26	701-48350-50	28 - 3	6G5-82119-00	11 - 33	688-82594-00	11 - 14	60H-W0090-20-1S	2 - 1		24 - 10
704-48242-10	30 - 42	701-48350-70	28 - 3	6E5-82147-00	16 - 26	6E5-82594-00	14 - 40	64D-W0093-01	33 - 20	90157-05M19	25 - 4
703-48243-00	29 - 15	703-48358-00	29 - 20	6E5-82147-20	16 - 26	703-82594-00	29 - 25	656-W2810-02	7 - 55	90157-06013	15 - 11
703-48244-00	29 - 21		30 - 24	6E5-82148-00	16 - 6	704-82594-00	30 - 33	6E5-W4271-43-8D	14 - 1	90157-06M00	15 - 26
EL8-48244-00	30 - 30	6E5-48531-00	15 - 1		16 - 10	703-83383-02	29 - 51	90101-09M70	27 - 9	90157-06M01	14 - 31
703-48245-00	29 - 11	6E5-48538-00	15 - 2	6E5-82149-00	17 - 19	688-83383-11	32 - 12	90101-12M03	16 - 40		14 - 34
EL8-48245-00	30 - 31	6E5-61301-01	27 - 1	1E6-82151-00	31 - 14	6Y5-83504-22	12 - 1	90101-12M05	16 - 40	90159-05M26	12 - 6
701-48246-00	30 - 5	6E5-61303-00	27 - 5	663-82151-00	11 - 13	6Y5-83514-00	31 - 5	90105-10M00	22 - 13	90159-06M11	10 - 21
703-48246-00	29 - 23	6E5-61311-11	27 - 3	6G5-82152-00	11 - 45	6Y5-83517-00	31 - 2		24 - 13	90159-06M14	5 - 31
701-48248-00	29 - 13	6E5-61313-00	27 - 2	6A0-82317-00	9 - 19	6Y5-83518-00	31 - 9	90105-10M20	2 - 9	90170-09M05	27 - 10
	30 - 38	6E5-61315-00	27 - 4	6G5-82317-00	9 - 18	60H-83519-00	12 - 2	90109-08022	3 - 27	90170-14M06	27 - 6
EL8-48251-00	30 - 3	6E5-61350-02	26 - 1	6E3-82370-21	11 - 7	6Y5-83523-00	31 - 4	90109-12007	17 - 35	90170-16M01	21 - 45
703-48252-00	29 - 12	6E5-61351-01	26 - 2	6K1-82510-06	32 - 3	6Y5-83536-00	31 - 10	90109-14M34	17 - 20		23 - 44
EL8-48254-00	30 - 27	6E5-61355-00	26 - 5	703-82510-43	29 - 44	6Y5-83536-40	31 - 3	90116-06M30	5 - 16	90170-20137	9 - 8
EL8-48259-00	30 - 7	6E5-81332-00	9 - 14	662-82519-00	10 - 23	6Y7-83540-20	31 - 1	90116-08026	2 - 11	90171-18M04	22 - 20
704-48261-00	30 - 15	6G5-81337-00	9 - 17	6R3-82519-00	10 - 24	6Y5-83544-00	31 - 11	90119-06M09	14 - 7		24 - 17
703-48261-01	29 - 2	6N7-81800-10	13 - 1	703-82531-00	29 - 46	6Y5-83553-00	31 - 13		14 - 13	90179-06066	17 - 30
704-48262-00	30 - 8	6N7-81801-00	13 - 8	6E5-82531-10	11 - 11	6E9-83557-70	11 - 38	90119-06M10	21 - 18	90179-06M28	5 - 20
703-48264-00	29 - 6	6N7-81807-00	13 - 11	6K1-82532-00	32 - 5	6E5-83558-00	22 - 15		23 - 17	90183-05M02	20 - 31
704-48264-00	30 - 9	61A-81809-00	13 - 3	703-82540-00	29 - 50	6E5-83558-10	21 - 14	90119-06M61	10 - 19	90185-05002	22 - 11
703-48265-00	29 - 9	6N7-81810-00	13 - 5	704-82540-30	30 - 10	6R3-83614-00	11 - 26	90119-06M65	9 - 21		24 - 11
704-48265-00	30 - 4	6N7-81813-00	13 - 9	6R3-82553-30	31 - 17	6K1-83614-01	32 - 8	90119-06M88	12 - 5	90185-09M01	26 - 6
703-48268-00	29 - 5	6N7-81820-10	13 - 10	6R3-82553-70	31 - 16	6K1-83623-41	9 - 24	90119-06MA2	2 - 22		27 - 11
703-48271-00	29 - 60	6E5-81822-02-98	13 - 19	6R3-82553-80	31 - 16	6A1-83625-41	9 - 23		2 - 26	90185-12M12	17 - 36
704-48271-00	30 - 22	61A-81824-00	13 - 4	6R3-82553-90	31 - 17	688-83664-00	31 - 12		3 - 7	90185-22M11	16 - 20
EL8-48279-00	30 - 47	6K7-81826-11	13 - 14	682-82556-00	29 - 48	6Y7-83670-00	31 - 8		3 - 15	90201-06068	7 - 14
703-48281-00	29 - 31	6E5-8182A-10	13 - 17		32 - 7	64E-83672-02	17 - 3		15 - 37	90201-08M13	15 - 21
704-48281-00	30 - 13	6E5-8182E-10	13 - 15	688-82560-10	11 - 19	72X-85075-L0	19 - 21	90119-06MA3	5 - 18	90201-08M23	15 - 16
EL8-48281-00	30 - 11	6E5-8182F-10	13 - 16	61A-82563-00	11 - 24	6G6-85510-01	9 - 2	90119-06MA4	4 - 6	90201-08M54	14 - 21

NUMERICAL INDEX
INDICE NUMERICO

PART NO. CODIGO N°	REF. NO.	PART NO. CODIGO N°	REF. NO.	PART NO. CODIGO N°	REF. NO.	PART NO. CODIGO N°	REF. NO.	PART NO. CODIGO N°	REF. NO.	PART NO. CODIGO N°	REF. NO.
90201-10060	18 - 31	90387-06119	9 - 20	90465-13M18	4 - 26	92990-08600	13 - 23	93101-30M17	34 - 17	93315-43061	21 - 62
90201-10M20	26 - 7	90387-06M03	10 - 17		11 - 39		29 - 34	93102-08M43	19 - 36		23 - 62
90201-10M76	27 - 8	90387-06M29	15 - 33	90468-18008	15 - 8	92990-18200	22 - 19	93102-35M61	3 - 12	93317-330U2	21 - 36
90201-12M05	16 - 42	90387-06M60	12 - 3		15 - 41		24 - 16		33 - 11		23 - 35
90201-13M01	16 - 41	90387-08M16	15 - 18	90480-09M12	10 - 18	92995-05600	10 - 10	93102-40M14	3 - 5	93332-00048	23 - 58
90201-14M56	17 - 34	90387-08M37	14 - 20	90480-10M23	12 - 4	92995-06100	7 - 13		33 - 9	93332-000V3	21 - 4
90201-15M58	17 - 21	90387-10M05	16 - 34	90480-10M36	14 - 25		16 - 5	93106-09014	21 - 17	93341-440U5	23 - 61
90201-16M55	17 - 18	90387-10M61	26 - 3	90480-12M25	10 - 22	92995-06600	1 - 10		23 - 16	93341-465U4	23 - 5
90201-21M18	9 - 7	90430-08020	21 - 8	90480-20M05	4 - 21		7 - 17		34 - 10	93341-930V2	21 - 38
90201-23M01	3 - 29		23 - 9	90480-22M15	14 - 19		7 - 19	93210-03261	11 - 23		23 - 37
90201-26M57	17 - 32		34 - 5	90480-25161	11 - 10		9 - 16	93210-08287	8 - 7	93390-000U2	23 - 4
90201-26M59	16 - 19	90430-14115	2 - 7	90501-11M10	21 - 21		10 - 26		25 - 10	93410-16006	15 - 55
90201-30M92	21 - 66	90445-07M09	5 - 12		23 - 20		11 - 2		25 - 12	93410-22M11	16 - 39
90201-38M60	17 - 11	90445-07M28	5 - 9	90501-12082	15 - 48		11 - 5	93210-09165	15 - 52	93410-37M04	17 - 14
90202-08M20	15 - 40	90445-07M33	22 - 14	90501-16M11	4 - 20		11 - 9	93210-10M74	18 - 4	93410-40M03	3 - 10
90202-12092	15 - 20	90445-07M45	5 - 10	90501-16M12	15 - 12		11 - 18	93210-16275	26 - 9	93420-36M01	20 - 37
90202-16061	15 - 54	90445-07M46	5 - 11	90501-16M28	17 - 28		11 - 22	93210-37160	21 - 25	93430-06024	29 - 10
90202-26M18	17 - 33	90445-07M59	5 - 13	90501-16M37	21 - 51		11 - 37		23 - 24		30 - 6
90202-32M19	17 - 17	90445-07MA3	5 - 28		23 - 50		11 - 44		34 - 12	93501-04M02	15 - 47
90202-40M47	17 - 7	90445-07ME8	21 - 13	90506-14M24	16 - 36		14 - 18		34 - 21	93503-16003	21 - 54
90206-10M04	15 - 34	90445-07ME9	21 - 13	90508-29M12	15 - 22		14 - 29	93210-37MH7	17 - 6		23 - 53
90206-13M10	14 - 6	90445-09097	4 - 18	90560-12M01	26 - 4		14 - 39	93210-55M14	21 - 39	93507-32009	21 - 52
	14 - 12	90445-13M00	8 - 4	91490-40030	22 - 21		16 - 8		23 - 38		23 - 51
90249-06M19	16 - 33		25 - 15		24 - 18		16 - 12		34 - 15	93511-32017	21 - 53
90250-08M07	21 - 55	90445-13M01	8 - 2	91690-30012	15 - 3		20 - 7	93210-58144	21 - 16		23 - 52
	23 - 54		25 - 13	91690-30020	16 - 35	92995-08100	15 - 5		23 - 15	93606-12019	21 - 32
90266-06009	1 - 5	90446-15M07	7 - 53	92780-06020	30 - 28		16 - 17		34 - 9		23 - 31
90266-06M02	1 - 6	90464-07M05	5 - 14	92903-05100	10 - 6		20 - 18	93210-74M35	3 - 14		34 - 25
90280-04M05	21 - 29	90464-12M00	9 - 5	92903-06100	10 - 7		20 - 20		33 - 13	93608-12063	2 - 8
	23 - 28	90465-05M87	11 - 15	92903-06600	2 - 17	92995-08600	13 - 25	93210-86M38	21 - 24	93608-12M05	20 - 8
	34 - 27	90465-06M86	9 - 4		9 - 10		20 - 24		23 - 23		20 - 13
90280-05015	9 - 6	90465-06M88	11 - 3		10 - 12		20 - 28		34 - 11		22 - 4
90282-04M00	21 - 67	90465-08M63	16 - 23	92903-08600	15 - 46		20 - 35		34 - 20		24 - 4
	23 - 66	90465-08M89	11 - 16	92990-05100	31 - 7		21 - 42	93210-97M55	21 - 64	93700-06M03	15 - 50
90340-08002	21 - 6	90465-10M91	5 - 15		32 - 10		23 - 41		23 - 64		16 - 13
	23 - 7	90465-11M10	7 - 4		32 - 21	92995-10100	17 - 26		34 - 16		16 - 24
90340-14M00	2 - 6		7 - 21	92990-05200	10 - 4		17 - 40	93211-04001	3 - 6	94702-00160	4 - 27
90386-06M12	15 - 43		7 - 22	92990-05300	30 - 36		22 - 6		33 - 10	94702-00247	4 - 27
90386-10M16	16 - 31		7 - 26	92990-05600	5 - 5		24 - 6	93306-20802	3 - 9	95303-06600	15 - 13
90386-12089	15 - 17		7 - 44		32 - 22	92995-10600	18 - 33	93306-209U0	21 - 59		15 - 27
90386-13M38	14 - 5		7 - 45	92990-06100	32 - 16	92995-14600	17 - 23	93310-32337	3 - 28	95380-03600	7 - 38
	14 - 11		7 - 51	92990-06200	10 - 5	93101-22M15	3 - 13	93310-836U0	3 - 30	95380-05600	10 - 2
90386-16M66	15 - 53		7 - 52	92990-06300	30 - 46		33 - 12	93310-954U1	3 - 8		15 - 24
90386-22M13	15 - 19		12 - 7	92990-06600	1 - 16	93101-28M16	21 - 35	93311-928U5	21 - 3		15 - 30
90386-22M98	16 - 38		16 - 21		10 - 15		23 - 34		23 - 3		29 - 7
	18 - 35		17 - 5		14 - 32		34 - 14	93311-940U3	3 - 4		30 - 21
90386-25M31	16 - 18		22 - 16		14 - 35	93101-30M17	21 - 63	93315-425V3	21 - 47		31 - 6
90386-38M32	17 - 12	90465-12M25	11 - 42		32 - 17		23 - 63		23 - 46		32 - 11

NUMERICAL INDEX
INDICE NUMERICO

PART NO. CODIGO N°	REF. NO.	PART NO. CODIGO N°	REF. NO.	PART NO. CODIGO N°	REF. NO.	PART NO. CODIGO N°	REF. NO.	PART NO. CODIGO N°	REF. NO.	PART NO. CODIGO N°	REF. NO.
95380-05600	32 - 20	97095-08045	20 - 17								
95380-06600	1 - 17		20 - 27								
	10 - 3		20 - 34								
	29 - 40	97095-10045	17 - 25								
	30 - 37		17 - 39								
	32 - 15	97380-05025	29 - 8								
95380-08700	20 - 19	97380-06018	30 - 18								
95380-12600	16 - 43	97380-08030	29 - 33								
95380-14700	27 - 7	97595-06420	4 - 24								
95380-14800	17 - 22	97595-06550	7 - 42								
95780-10300	17 - 9	97607-04310	19 - 32								
97013-06016	2 - 16	97880-05016	5 - 4								
97013-06020	10 - 11	97880-06018	9 - 13								
97013-06060	9 - 9	97880-06020	10 - 14								
97013-08030	15 - 45	97885-05025	10 - 9								
97013-08045	15 - 15	97885-06010	9 - 15								
97075-08035	14 - 22	97885-06012	16 - 11								
97075-10030	18 - 32	97885-06016	17 - 4								
97075-10045	22 - 5		17 - 29								
	24 - 5	97890-05016	30 - 70								
97095-06010	16 - 7	97890-05025	30 - 14								
	16 - 28	97890-06018	30 - 45								
	20 - 6	97980-05108	6 - 28								
97095-06012	10 - 25	97980-05116	6 - 26								
	11 - 1		6 - 26								
	11 - 4	97980-05230	17 - 2								
	11 - 17	98580-03015	29 - 38								
	11 - 27	98580-04006	29 - 36								
	11 - 43	98580-04010	29 - 35								
97095-06014	7 - 16	98580-05010	29 - 37								
97095-06016	1 - 9	98780-04015	2 - 13								
	7 - 12	98780-05018	30 - 29								
	7 - 18	98980-05010	32 - 9								
	11 - 21	98980-06020	32 - 14								
	11 - 36	99001-08600	21 - 20								
	14 - 17		23 - 19								
97095-06020	11 - 8										
	14 - 28										
	14 - 38										
97095-06025	15 - 35										
97095-06028	7 - 2										
97095-06030	16 - 4										
97095-08016	13 - 24										
97095-08020	15 - 4										
	16 - 16										
97095-08025	21 - 41										
	23 - 40										
97095-08030	20 - 23										